Story	Label	Unique Name	Station mm	Errors
N1	B4	16	2540	No Message
N1	B4	16	3320	No Message
N1	B4	16	4100	No Message
N1	B4	16	4880	No Message
N1	B4	16	5660	No Message
N1	B4	16	6440	No Message
N1	B4	16	7220	No Message
N1	B4	16	8000	No Message
N1	B6	18	200	No Message
N1	B6	18	980	No Message
N1	B6	18	1760	No Message
N1	B6	18	2540	No Message
N1	B6	18	3320	No Message
N1	B6	18	4100	No Message
N1	B6	18	4880	No Message
N1	B6	18	5660	No Message
N1	B6	18	6440	No Message
N1	B6	18	7220	No Message
N1	B6	18	8000	No Message
N1	B8	2	0	Shear stress due to shear force and torsion together exceeds maximum allowed
N1	B8	2	220	Shear stress due to shear force and torsion together exceeds maximum allowed
N1	B8	2	440	Shear stress due to shear force and torsion together exceeds maximum allowed
N1	B8	2	660	Shear stress due to shear force and torsion together exceeds maximum allowed
N1	B8	2	880	Shear stress due to shear force and torsion together exceeds maximum allowed
N1	B8	2	1100	Shear stress due to shear force and torsion together exceeds maximum allowed
N1	B8	2	1320	Shear stress due to shear force and torsion together exceeds maximum allowed
N1	B8	2	1540	Shear stress due to shear force and torsion together exceeds maximum allowed
N1	B8	2	1760	Shear stress due to shear force and torsion together exceeds maximum allowed
N1	B8	2	1980	Shear stress due to shear force and torsion together exceeds maximum allowed
N1	B8	2	2200	Shear stress due to shear force and torsion together exceeds maximum allowed
N1	B15	22	0	No Message
N1	B15	22	820	No Message
N1	B15	22	1640	No Message
N1	B15	22	2460	No Message
N1	B15	22	3280	No Message
N1	B15	22	4100	No Message
N1	B15	22	4920	No Message
N1	B15	22	5740	No Message
N1	B15	22	6560	No Message
N1	B15	22	7380	No Message
N1	B15	22	8200	No Message
N1	B17	4	0	Shear stress due to shear force and torsion together exceeds maximum allowed
N1	B17	4	220	Shear stress due to shear force and torsion together exceeds maximum allowed
N1	B17	4	440	Shear stress due to shear force and torsion together exceeds maximum allowed
N1	B17	4	660	Shear stress due to shear force and torsion together exceeds maximum allowed
N1	B17	4	880	Shear stress due to shear force and torsion together exceeds maximum allowed
N1	B17	4	1100	Shear stress due to shear force and torsion together exceeds maximum allowed
N1	B17	4	1320	Shear stress due to shear force and torsion together exceeds maximum allowed
N1	B17	4	1540	Shear stress due to shear force and torsion together exceeds maximum allowed

Story	Label	Unique Name	Station mm	Errors
N1	B17	4	1760	Shear stress due to shear force and torsion together exceeds maximum allowed
N1	B17	4	1980	Shear stress due to shear force and torsion together exceeds maximum allowed
N1	B17	4	2200	Shear stress due to shear force and torsion together exceeds maximum allowed

Table 6.11 - Concrete Joint Summary - ACI 318-08 (Part 1 of 2)

Story	Label	Unique Name	Design Section	Status	B/C Major Combo	B/C Major Ratio	B/C Minor Combo	B/C Minor Ratio
N1	C1	7	C40X40	See ErrMsg/WarnMsg	COMB8	0.814	COMB5	1.427
N1	C2	8	C40X40	No Message	COMB7	0.876	COMB7	0.929
N1	C3	9	C40X40	See ErrMsg/WarnMsg	COMB8	0.814	COMB5	1.427
N1	C4	10	C40X40	No Message	COMB7	0.876	COMB7	0.929

Table 6.11 - Concrete Joint Summary - ACI 318-08 (Part 2 of 2)

Story	Label	Unique Name	JS Major Combo	JS Major Ratio	JS Minor Combo	JS Minor Ratio	Warnings	Errors
N1	C1	7	COMB5	0.775	COMB5	1.397	Beam/Column capacity ratio exceeds limitJoint shear ratio exceeds limit	No Message
N1	C2	8	COMB5	0.371	COMB5	0.394	No Message	No Message
N1	C3	9	COMB5	0.775	COMB5	1.397	Beam/Column capacity ratio exceeds limitJoint shear ratio exceeds limit	No Message
N1	C4	10	COMB5	0.371	COMB5	0.394	No Message	No Message

ETABS® 2016

Integrated Building Design Software

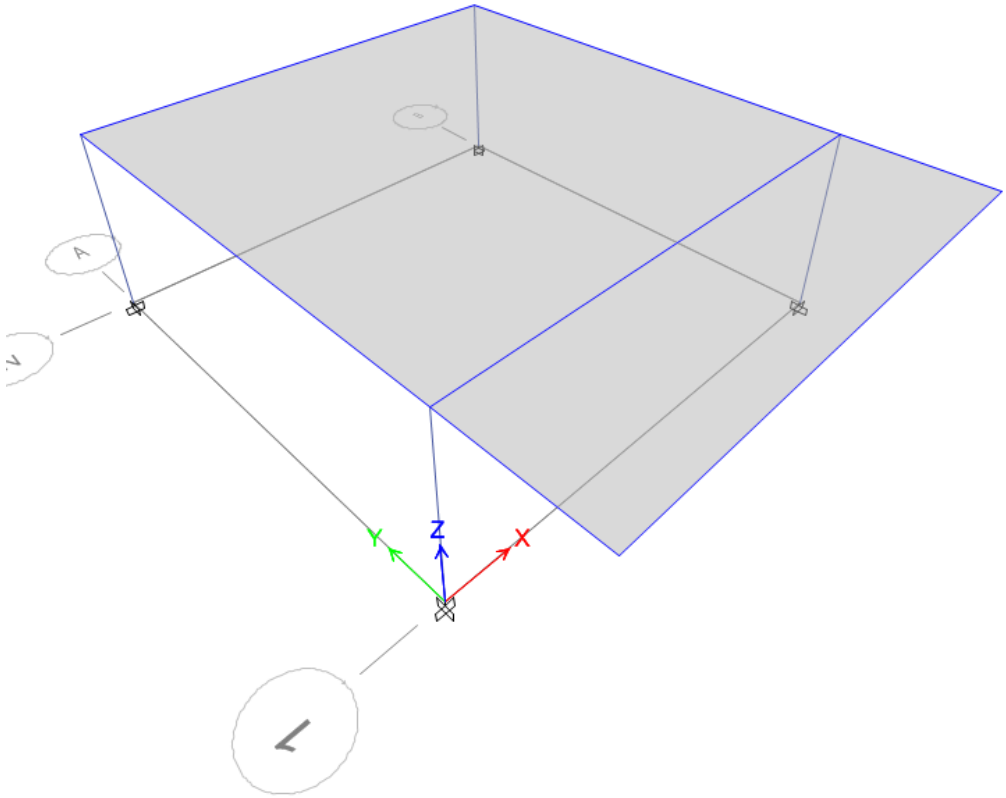

Project Report

Model File: 004 2017 PROTOTIPO EDUCACION MODULO 3 DES, Revision 0
04/04/2017

Table of Contents

1. Structure Data 5
   - 1.1 Story Data 5
   - 1.2 Grid Data 5
   - 1.3 Point Coordinates 5
   - 1.4 Line Connectivity 5
   - 1.5 Area Connectivity 6
   - 1.6 Mass 6
   - 1.7 Groups 6
2. Properties 8
   - 2.1 Materials 8
   - 2.2 Frame Sections 8
   - 2.3 Shell Sections 8
   - 2.4 Reinforcement Sizes 8
3. Assignments 9
   - 3.1 Joint Assignments 9
   - 3.2 Frame Assignments 9
   - 3.3 Shell Assignments 9
4. Loads 10
   - 4.1 Load Patterns 10
   - 4.2 Applied Loads 10
     - 4.2.1 Line Loads 10
     - 4.2.2 Area Loads 10
   - 4.3 Functions 10
     - 4.3.1 Response Spectrum Functions 10
   - 4.4 Load Cases 27
   - 4.5 Load Combinations 27
5. Analysis Results 31
   - 5.1 Structure Results 31
   - 5.2 Story Results 34
   - 5.3 Point Results 42
   - 5.4 Modal Results 49
6. Design Data 51
   - 6.1 Concrete Frame Design 51

List of Tables

Table 1.1 Story Data 5
Table 1.2 Grid Systems 5
Table 1.3 Grid Lines 5
Table 1.4 Joint Coordinates Data 5
Table 1.5 Column Connectivity Data 5
Table 1.6 Beam Connectivity Data 5
Table 1.7 Floor Connectivity Data 6
Table 1.8 Mass Source 6
Table 1.9 Centers of Mass and Rigidity 6
Table 1.10 Mass Summary by Diaphragm 6
Table 1.11 Mass Summary by Story 6
Table 1.12 Group Definitions 7
Table 2.1 Material Properties - Summary 8
Table 2.2 Frame Sections - Summary 8
Table 2.3 Shell Sections - Summary 8
Table 2.4 Reinforcing Bar Sizes 8
Table 3.1 Joint Assignments - Summary 9
Table 3.2 Frame Assignments - Summary 9
Table 3.3 Shell Assignments - Summary 9
Table 4.1 Load Patterns 10
Table 4.2 Frame Loads - Distributed 10
Table 4.3 Shell Loads - Uniform 10
Table 4.4 Response Spectrum Function - User 11
Table 4.5 Load Cases - Summary 27
Table 4.6 Load Combinations 27
Table 5.1 Base Reactions 31
Table 5.2 Centers of Mass and Rigidity 32
Table 5.3 Diaphragm Center of Mass Displacements 32
Table 5.4 Story Max/Avg Displacements 34
Table 5.5 Story Drifts 37
Table 5.6 Story Forces 39
Table 5.7 Joint Reactions 43
Table 5.8 Modal Periods and Frequencies 49
Table 5.9 Modal Participating Mass Ratios 49
Table 5.10 Modal Load Participation Ratios 50
Table 5.11 Modal Direction Factors 50
Table 6.1 Concrete Frame Preferences - ACI 318-08 51
Table 6.2 Concrete Column Overwrites - ACI 318-08 51
Table 6.3 Concrete Beam Overwrites - ACI 318-08 51

1 Structure Data

This chapter provides model geometry information, including items such as story levels, point coordinates, and element connectivity.

1.1 Story Data

Table 1.1 - Story Data

Name	Height mm	Elevation mm	Master Story	Similar To	Splice Story
N1	3250	3250	Yes	None	No
Base	0	0	No	None	No

1.2 Grid Data

Table 1.2 - Grid Systems

Name	Type	Story Range	X Origin m	Y Origin m	Rotation deg	Bubble Size mm	Color
G1	Cartesian	Default	0	0	0	1250	Gray

Table 1.3 - Grid Lines

Grid System	Grid Direction	Grid ID	Visible	Bubble Location	Ordinate m
G1	X	A	Yes	End	0
G1	X	B	Yes	End	8.2
G1	Y	1	Yes	Start	0
G1	Y	2	Yes	Start	8.2

1.3 Point Coordinates

Table 1.4 - Joint Coordinates Data

Label	X mm	Y mm	ΔZ Below mm
1	0	0	0
2	0	8200	0
3	8200	0	0
4	8200	8200	0
10	0	-2400	0
9	8200	-2400	0

1.4 Line Connectivity

Table 1.5 - Column Connectivity Data

Column	I-End Point	J-End Point	I-End Story
C1	1	1	Below
C2	2	2	Below
C3	3	3	Below
C4	4	4	Below

Table 1.6 - Beam Connectivity Data

Beam	I-End Point	J-End Point	Curve Type
B1	1	2	None
B2	3	4	None
B4	1	3	None
B6	2	4	None
B8	10	1	None
B15	10	9	None
B17	9	3	None

1.5 Area Connectivity

Table 1.7 - Floor Connectivity Data

Floor	Number of Edges	Edge Number	Point 1	Point 2	Curve Type
F1	4	1	9	3	None
		2	3	1	None
		3	1	10	None
		4	10	9	None
F5	4	1	3	4	None
		2	4	2	None
		3	2	1	None
		4	1	3	None

1.6 Mass

Table 1.8 - Mass Source

Name	Include Elements	Include Added Mass	Include Loads	Include Lateral	Include Vertical	Lump at Stories	IsDefault	Load Pattern	Multiplier
MsSrc1	No	No	Yes	Yes	No	Yes	Yes	D	1
MsSrc1	No	No	Yes	Yes	No	Yes	Yes	L	0.3

Table 1.9 - Centers of Mass and Rigidity

Story	Diaphragm	Mass X kg	Mass Y kg	XCM m	YCM m	Cumulative X kg	Cumulative Y kg	XCCM m	YCCM m	XCR m	YCR m
N1	D1	29974	29974	4.1	-0.7742	29974	29974	4.1	-0.7742	4.1	3.1246

Table 1.10 - Mass Summary by Diaphragm

Story	Diaphragm	Mass X kg	Mass Y kg	Mass Moment of Inertia ton-m^2	X Mass Center m	Y Mass Center m
N1	D1	29974	29974	541.592	4.1	-0.7742

Table 1.11 - Mass Summary by Story

Story	UX kg	UY kg	UZ kg
N1	40265.49	40265.49	0
Base	2498.55	2498.55	0

1.7 Groups

Table 1.12 - Group Definitions

Name	Color
All	Yellow

2 Properties

This chapter provides property information for materials, frame sections, shell sections, and links.

2.1 Materials

Table 2.1 - Material Properties - Summary

Name	Type	E MPa	ν	Unit Weight kN/m³	Design Strengths
A615Gr60	Rebar	199947.98	0.3	76.9729	Fy=413.69 MPa, Fu=620.53 MPa
CONC00	Concrete	25267.13	0.2	0	Fc=28 MPa
CONC21	Concrete	21538	0.2	23.56	Fc=21 MPa
RMAT	Rebar	199947.98	0.3	76.9729	Fy=420 MPa, Fu=630 MPa

2.2 Frame Sections

Table 2.2 - Frame Sections - Summary

Name	Material	Shape
C40X40	CONC21	Concrete Rectangular
V30X50	CONC21	Concrete Rectangular
VB20X50	CONC21	Concrete Rectangular

2.3 Shell Sections

Table 2.3 - Shell Sections - Summary

Name	Design Type	Element Type	Material	Total Thickness mm
CUB	Slab	Membrane		5
LOSA	Slab	Membrane		5

2.4 Reinforcement Sizes

Table 2.4 - Reinforcing Bar Sizes

Name	Diameter mm	Area cm²
#2	6.4	0.3226
#3	9.5	1
#5	15.9	2
#6	19.1	3
#8	25.4	5
#9	28.7	6
15M	16	2

3 Assignments

This chapter provides a listing of the assignments applied to the model.

3.1 Joint Assignments

Table 3.1 - Joint Assignments - Summary

Story	Label	Unique Name	Diaphragm	Restraints
N1	1	2	D1	
N1	2	14	Disconnected	
N1	3	6	D1	
N1	4	17	Disconnected	
N1	10	25	D1	
N1	9	26	D1	
Base	1	13	Disconnected	UX; UY; UZ; RX; RY; RZ
Base	2	15	Disconnected	UX; UY; UZ; RX; RY; RZ
Base	3	16	Disconnected	UX; UY; UZ; RX; RY; RZ
Base	4	18	Disconnected	UX; UY; UZ; RX; RY; RZ

3.2 Frame Assignments

Table 3.2 - Frame Assignments - Summary

Story	Label	Unique Name	Design Type	Length mm	Analysis Section	Design Section	Min Number Stations
N1	C1	7	Column	3250	C40X40	C40X40	11
N1	C2	8	Column	3250	C40X40	C40X40	11
N1	C3	9	Column	3250	C40X40	C40X40	11
N1	C4	10	Column	3250	C40X40	C40X40	11
N1	B1	13	Beam	8200	V30X50	V30X50	11
N1	B2	14	Beam	8200	V30X50	V30X50	11
N1	B4	16	Beam	8200	V30X50	V30X50	11
N1	B6	18	Beam	8200	V30X50	V30X50	11
N1	B8	2	Beam	2400	V30X50	V30X50	11
N1	B15	22	Beam	8200	VB20X50	VB20X50	11
N1	B17	4	Beam	2400	V30X50	V30X50	11

3.3 Shell Assignments

Table 3.3 - Shell Assignments - Summary

Story	Label	Unique Name	Section	Axis Angle deg
N1	F1	3	LOSA	90
N1	F5	5	CUB	

4 Loads

This chapter provides loading information as applied to the model.

4.1 Load Patterns

Table 4.1 - Load Patterns

Name	Type	Self Weight Multiplier	Auto Load
D	Dead	1	
L	Live	0	
LR	Live	0	
W	Wind	0	None
G	Snow	0	

4.2 Applied Loads

4.2.1 Line Loads

Table 4.2 - Frame Loads - Distributed (Part 1 of 2)

Story	Label	Unique Name	Design Type	Load Pattern	LoadType	Direction	Relative Distance Start	Relative Distance End	Absolute Distance Start mm	Absolute Distance End mm
N1	B1	13	Beam	D	Force	Gravity	0	1	0	8200
N1	B2	14	Beam	D	Force	Gravity	0	1	0	8200
N1	B4	16	Beam	D	Force	Gravity	0	1	0	8200
N1	B15	22	Beam	D	Force	Gravity	0	1	0	8200

Table 4.2 - Frame Loads - Distributed (Part 2 of 2)

Story	Label	Unique Name	Force at Start kN/m	Force at End kN/m
N1	B1	13	4.4	0
N1	B2	14	4.4	0
N1	B4	16	4.4	4.4
N1	B15	22	3.1	3.1

4.2.2 Area Loads

Table 4.3 - Shell Loads - Uniform

Story	Label	Unique Name	Load Pattern	Direction	Load kN/m^2
N1	F1	3	D	Gravity	4.3
N1	F5	5	D	Gravity	0.64
N1	F1	3	LR	Gravity	2
N1	F5	5	LR	Gravity	0.5
N1	F1	3	G	Gravity	1
N1	F5	5	G	Gravity	1

4.3 Functions

4.3.1 Response Spectrum Functions

Table 4.4 - Response Spectrum Function - User

Name	Period sec	Acceleration	Damping %
NSR10DERIVA	0	1.1813	5
NSR10DERIVA	0.1	1.1813	
NSR10DERIVA	0.2	1.1813	
NSR10DERIVA	0.3	1.1813	
NSR10DERIVA	0.4	1.1813	

Name	Period sec	Acceleration	Damping %
NSR10DERIVA	0.5	1.1813	
NSR10DERIVA	0.6	1.1813	
NSR10DERIVA	0.7	1.0971	
NSR10DERIVA	0.8	0.96	
NSR10DERIVA	0.9	0.8533	
NSR10DERIVA	1	0.768	
NSR10DERIVA	1.2	0.64	
NSR10DERIVA	1.5	0.512	
NSR10DERIVA	1.7	0.4518	
NSR10DERIVA	2	0.384	
NSR10DERIVA	2.5	0.3072	
NSR10DERIVA	3	0.256	
NSR10DERIVA	3.5	0.2194	
NSR10DERIVA	4	0.1843	
NSR10DERIVA	5	0.118	
NSR10DERIVA	8	0.0461	
NSR10DERIVA	11	0.0244	
NSR10DERIVA	15	0.0131	
disNSR10	0	1.4766	5
disNSR10	0.1	1.4766	
disNSR10	0.2	1.4766	
disNSR10	0.3	1.4766	
disNSR10	0.4	1.4766	
disNSR10	0.5	1.4766	
disNSR10	0.6	1.4766	
disNSR10	0.7	1.3714	
disNSR10	0.8	1.2	
disNSR10	0.9	1.0667	
disNSR10	1	0.96	
disNSR10	1.2	0.8	
disNSR10	1.5	0.64	
disNSR10	1.7	0.5647	
disNSR10	2	0.48	
disNSR10	2.5	0.384	
disNSR10	3	0.32	
disNSR10	3.5	0.2743	
disNSR10	4	0.2304	
disNSR10	5	0.1475	
disNSR10	8	0.0576	
disNSR10	11	0.0305	
disNSR10	15	0.0164	
UMBRAL1	0	0.1	2
UMBRAL1	0.01	0.108	
UMBRAL1	0.02	0.116	
UMBRAL1	0.03	0.124	
UMBRAL1	0.04	0.132	
UMBRAL1	0.05	0.14	
UMBRAL1	0.06	0.148	
UMBRAL1	0.07	0.156	
UMBRAL1	0.08	0.164	
UMBRAL1	0.09	0.172	
UMBRAL1	0.1	0.18	
UMBRAL1	0.11	0.188	
UMBRAL1	0.12	0.196	
UMBRAL1	0.13	0.204	
UMBRAL1	0.14	0.212	
UMBRAL1	0.15	0.22	
UMBRAL1	0.16	0.228	
UMBRAL1	0.17	0.236	
UMBRAL1	0.18	0.244	

Name	Period sec	Acceleration	Damping %
UMBRAL1	0.19	0.252	
UMBRAL1	0.2	0.26	
UMBRAL1	0.21	0.268	
UMBRAL1	0.22	0.276	
UMBRAL1	0.23	0.284	
UMBRAL1	0.24	0.292	
UMBRAL1	0.25	0.3	
UMBRAL1	0.26	0.3	
UMBRAL1	0.27	0.3	
UMBRAL1	0.28	0.3	
UMBRAL1	0.29	0.3	
UMBRAL1	0.3	0.3	
UMBRAL1	0.31	0.3	
UMBRAL1	0.32	0.3	
UMBRAL1	0.33	0.3	
UMBRAL1	0.34	0.3	
UMBRAL1	0.35	0.3	
UMBRAL1	0.36	0.3	
UMBRAL1	0.37	0.3	
UMBRAL1	0.38	0.3	
UMBRAL1	0.39	0.3	
UMBRAL1	0.4	0.3	
UMBRAL1	0.41	0.3	
UMBRAL1	0.42	0.3	
UMBRAL1	0.43	0.3	
UMBRAL1	0.44	0.3	
UMBRAL1	0.45	0.3	
UMBRAL1	0.46	0.3	
UMBRAL1	0.47	0.3	
UMBRAL1	0.48	0.3	
UMBRAL1	0.49	0.3	
UMBRAL1	0.5	0.3	
UMBRAL1	0.51	0.3	
UMBRAL1	0.52	0.3	
UMBRAL1	0.53	0.3	
UMBRAL1	0.54	0.3	
UMBRAL1	0.55	0.3	
UMBRAL1	0.56	0.3	
UMBRAL1	0.57	0.3	
UMBRAL1	0.58	0.3	
UMBRAL1	0.59	0.3	
UMBRAL1	0.6	0.3	
UMBRAL1	0.61	0.3	
UMBRAL1	0.62	0.3	
UMBRAL1	0.63	0.3	
UMBRAL1	0.64	0.3	
UMBRAL1	0.65	0.3	
UMBRAL1	0.66	0.3	
UMBRAL1	0.67	0.3	
UMBRAL1	0.68	0.3	
UMBRAL1	0.69	0.3	
UMBRAL1	0.7	0.3	
UMBRAL1	0.71	0.3	
UMBRAL1	0.72	0.3	
UMBRAL1	0.73	0.3	
UMBRAL1	0.74	0.3	
UMBRAL1	0.75	0.3	
UMBRAL1	0.76	0.3	
UMBRAL1	0.77	0.3	
UMBRAL1	0.78	0.3	

Name	Period sec	Acceleration	Damping %
UMBRAL1	0.79	0.3	
UMBRAL1	0.8	0.3	
UMBRAL1	0.81	0.3	
UMBRAL1	0.82	0.3	
UMBRAL1	0.83	0.3	
UMBRAL1	0.84	0.3	
UMBRAL1	0.85	0.3	
UMBRAL1	0.86	0.3	
UMBRAL1	0.87	0.3	
UMBRAL1	0.88	0.3	
UMBRAL1	0.89	0.3	
UMBRAL1	0.9	0.3	
UMBRAL1	0.91	0.3	
UMBRAL1	0.92	0.3	
UMBRAL1	0.93	0.3	
UMBRAL1	0.94	0.3	
UMBRAL1	0.95	0.3	
UMBRAL1	0.96	0.3	
UMBRAL1	0.97	0.3	
UMBRAL1	0.98	0.3	
UMBRAL1	0.99	0.3	
UMBRAL1	1	0.3	
UMBRAL1	1.01	0.297	
UMBRAL1	1.02	0.294	
UMBRAL1	1.03	0.291	
UMBRAL1	1.04	0.288	
UMBRAL1	1.05	0.286	
UMBRAL1	1.06	0.283	
UMBRAL1	1.07	0.28	
UMBRAL1	1.08	0.278	
UMBRAL1	1.09	0.275	
UMBRAL1	1.1	0.273	
UMBRAL1	1.11	0.27	
UMBRAL1	1.12	0.268	
UMBRAL1	1.13	0.265	
UMBRAL1	1.14	0.263	
UMBRAL1	1.15	0.261	
UMBRAL1	1.16	0.259	
UMBRAL1	1.17	0.256	
UMBRAL1	1.18	0.254	
UMBRAL1	1.19	0.252	
UMBRAL1	1.2	0.25	
UMBRAL1	1.21	0.248	
UMBRAL1	1.22	0.246	
UMBRAL1	1.23	0.244	
UMBRAL1	1.24	0.242	
UMBRAL1	1.25	0.24	
UMBRAL1	1.26	0.238	
UMBRAL1	1.27	0.236	
UMBRAL1	1.28	0.234	
UMBRAL1	1.29	0.233	
UMBRAL1	1.3	0.231	
UMBRAL1	1.31	0.229	
UMBRAL1	1.32	0.227	
UMBRAL1	1.33	0.226	
UMBRAL1	1.34	0.224	
UMBRAL1	1.35	0.222	
UMBRAL1	1.36	0.221	
UMBRAL1	1.37	0.219	
UMBRAL1	1.38	0.217	

Name	Period sec	Acceleration	Damping %
UMBRAL1	1.39	0.216	
UMBRAL1	1.4	0.214	
UMBRAL1	1.41	0.213	
UMBRAL1	1.42	0.211	
UMBRAL1	1.43	0.21	
UMBRAL1	1.44	0.208	
UMBRAL1	1.45	0.207	
UMBRAL1	1.46	0.205	
UMBRAL1	1.47	0.204	
UMBRAL1	1.48	0.203	
UMBRAL1	1.49	0.201	
UMBRAL1	1.5	0.2	
UMBRAL1	1.51	0.199	
UMBRAL1	1.52	0.197	
UMBRAL1	1.53	0.196	
UMBRAL1	1.54	0.195	
UMBRAL1	1.55	0.194	
UMBRAL1	1.56	0.192	
UMBRAL1	1.57	0.191	
UMBRAL1	1.58	0.19	
UMBRAL1	1.59	0.189	
UMBRAL1	1.6	0.188	
UMBRAL1	1.61	0.186	
UMBRAL1	1.62	0.185	
UMBRAL1	1.63	0.184	
UMBRAL1	1.64	0.183	
UMBRAL1	1.65	0.182	
UMBRAL1	1.66	0.181	
UMBRAL1	1.67	0.18	
UMBRAL1	1.68	0.179	
UMBRAL1	1.69	0.178	
UMBRAL1	1.7	0.176	
UMBRAL1	1.71	0.175	
UMBRAL1	1.72	0.174	
UMBRAL1	1.73	0.173	
UMBRAL1	1.74	0.172	
UMBRAL1	1.75	0.171	
UMBRAL1	1.76	0.17	
UMBRAL1	1.77	0.169	
UMBRAL1	1.78	0.169	
UMBRAL1	1.79	0.168	
UMBRAL1	1.8	0.167	
UMBRAL1	1.81	0.166	
UMBRAL1	1.82	0.165	
UMBRAL1	1.83	0.164	
UMBRAL1	1.84	0.163	
UMBRAL1	1.85	0.162	
UMBRAL1	1.86	0.161	
UMBRAL1	1.87	0.16	
UMBRAL1	1.88	0.16	
UMBRAL1	1.89	0.159	
UMBRAL1	1.9	0.158	
UMBRAL1	1.91	0.157	
UMBRAL1	1.92	0.156	
UMBRAL1	1.93	0.155	
UMBRAL1	1.94	0.155	
UMBRAL1	1.95	0.154	
UMBRAL1	1.96	0.153	
UMBRAL1	1.97	0.152	
UMBRAL1	1.98	0.152	

Name	Period sec	Acceleration	Damping %
UMBRAL1	1.99	0.151	
UMBRAL1	2	0.15	
UMBRAL1	2.01	0.149	
UMBRAL1	2.02	0.149	
UMBRAL1	2.03	0.148	
UMBRAL1	2.04	0.147	
UMBRAL1	2.05	0.146	
UMBRAL1	2.06	0.146	
UMBRAL1	2.07	0.145	
UMBRAL1	2.08	0.144	
UMBRAL1	2.09	0.144	
UMBRAL1	2.1	0.143	
UMBRAL1	2.11	0.142	
UMBRAL1	2.12	0.142	
UMBRAL1	2.13	0.141	
UMBRAL1	2.14	0.14	
UMBRAL1	2.15	0.14	
UMBRAL1	2.16	0.139	
UMBRAL1	2.17	0.138	
UMBRAL1	2.18	0.138	
UMBRAL1	2.19	0.137	
UMBRAL1	2.2	0.136	
UMBRAL1	2.21	0.136	
UMBRAL1	2.22	0.135	
UMBRAL1	2.23	0.135	
UMBRAL1	2.24	0.134	
UMBRAL1	2.25	0.133	
UMBRAL1	2.26	0.133	
UMBRAL1	2.27	0.132	
UMBRAL1	2.28	0.132	
UMBRAL1	2.29	0.131	
UMBRAL1	2.3	0.13	
UMBRAL1	2.31	0.13	
UMBRAL1	2.32	0.129	
UMBRAL1	2.33	0.129	
UMBRAL1	2.34	0.128	
UMBRAL1	2.35	0.128	
UMBRAL1	2.36	0.127	
UMBRAL1	2.37	0.127	
UMBRAL1	2.38	0.126	
UMBRAL1	2.39	0.126	
UMBRAL1	2.4	0.125	
UMBRAL1	2.41	0.124	
UMBRAL1	2.42	0.124	
UMBRAL1	2.43	0.123	
UMBRAL1	2.44	0.123	
UMBRAL1	2.45	0.122	
UMBRAL1	2.46	0.122	
UMBRAL1	2.47	0.121	
UMBRAL1	2.48	0.121	
UMBRAL1	2.49	0.12	
UMBRAL1	2.5	0.12	
UMBRAL1	2.51	0.12	
UMBRAL1	2.52	0.119	
UMBRAL1	2.53	0.119	
UMBRAL1	2.54	0.118	
UMBRAL1	2.55	0.118	
UMBRAL1	2.56	0.117	
UMBRAL1	2.57	0.117	
UMBRAL1	2.58	0.116	

Name	Period sec	Acceleration	Damping %
UMBRAL1	2.59	0.116	
UMBRAL1	2.6	0.115	
UMBRAL1	2.61	0.115	
UMBRAL1	2.62	0.115	
UMBRAL1	2.63	0.114	
UMBRAL1	2.64	0.114	
UMBRAL1	2.65	0.113	
UMBRAL1	2.66	0.113	
UMBRAL1	2.67	0.112	
UMBRAL1	2.68	0.112	
UMBRAL1	2.69	0.112	
UMBRAL1	2.7	0.111	
UMBRAL1	2.71	0.111	
UMBRAL1	2.72	0.11	
UMBRAL1	2.73	0.11	
UMBRAL1	2.74	0.109	
UMBRAL1	2.75	0.109	
UMBRAL1	2.76	0.109	
UMBRAL1	2.77	0.108	
UMBRAL1	2.78	0.108	
UMBRAL1	2.79	0.108	
UMBRAL1	2.8	0.107	
UMBRAL1	2.81	0.107	
UMBRAL1	2.82	0.106	
UMBRAL1	2.83	0.106	
UMBRAL1	2.84	0.106	
UMBRAL1	2.85	0.105	
UMBRAL1	2.86	0.105	
UMBRAL1	2.87	0.105	
UMBRAL1	2.88	0.104	
UMBRAL1	2.89	0.104	
UMBRAL1	2.9	0.103	
UMBRAL1	2.91	0.103	
UMBRAL1	2.92	0.103	
UMBRAL1	2.93	0.102	
UMBRAL1	2.94	0.102	
UMBRAL1	2.95	0.102	
UMBRAL1	2.96	0.101	
UMBRAL1	2.97	0.101	
UMBRAL1	2.98	0.101	
UMBRAL1	2.99	0.1	
UMBRAL1	3	0.1	
UMBRAL1	3.01	0.1	
UMBRAL1	3.02	0.099	
UMBRAL1	3.03	0.099	
UMBRAL1	3.04	0.099	
UMBRAL1	3.05	0.098	
UMBRAL1	3.06	0.098	
UMBRAL1	3.07	0.098	
UMBRAL1	3.08	0.097	
UMBRAL1	3.09	0.097	
UMBRAL1	3.1	0.097	
UMBRAL1	3.11	0.096	
UMBRAL1	3.12	0.096	
UMBRAL1	3.13	0.096	
UMBRAL1	3.14	0.096	
UMBRAL1	3.15	0.095	
UMBRAL1	3.16	0.095	
UMBRAL1	3.17	0.095	
UMBRAL1	3.18	0.094	

Name	Period sec	Acceleration	Damping %
UMBRAL1	3.19	0.094	
UMBRAL1	3.2	0.094	
UMBRAL1	3.21	0.093	
UMBRAL1	3.22	0.093	
UMBRAL1	3.23	0.093	
UMBRAL1	3.24	0.093	
UMBRAL1	3.25	0.092	
UMBRAL1	3.26	0.092	
UMBRAL1	3.27	0.092	
UMBRAL1	3.28	0.091	
UMBRAL1	3.29	0.091	
UMBRAL1	3.3	0.091	
UMBRAL1	3.31	0.091	
UMBRAL1	3.32	0.09	
UMBRAL1	3.33	0.09	
UMBRAL1	3.34	0.09	
UMBRAL1	3.35	0.09	
UMBRAL1	3.36	0.089	
UMBRAL1	3.37	0.089	
UMBRAL1	3.38	0.089	
UMBRAL1	3.39	0.088	
UMBRAL1	3.4	0.088	
UMBRAL1	3.41	0.088	
UMBRAL1	3.42	0.088	
UMBRAL1	3.43	0.087	
UMBRAL1	3.44	0.087	
UMBRAL1	3.45	0.087	
UMBRAL1	3.46	0.087	
UMBRAL1	3.47	0.086	
UMBRAL1	3.48	0.086	
UMBRAL1	3.49	0.086	
UMBRAL1	3.5	0.086	
UMBRAL1	3.51	0.085	
UMBRAL1	3.52	0.085	
UMBRAL1	3.53	0.085	
UMBRAL1	3.54	0.085	
UMBRAL1	3.55	0.085	
UMBRAL1	3.56	0.084	
UMBRAL1	3.57	0.084	
UMBRAL1	3.58	0.084	
UMBRAL1	3.59	0.084	
UMBRAL1	3.6	0.083	
UMBRAL1	3.61	0.083	
UMBRAL1	3.62	0.083	
UMBRAL1	3.63	0.083	
UMBRAL1	3.64	0.082	
UMBRAL1	3.65	0.082	
UMBRAL1	3.66	0.082	
UMBRAL1	3.67	0.082	
UMBRAL1	3.68	0.082	
UMBRAL1	3.69	0.081	
UMBRAL1	3.7	0.081	
UMBRAL1	3.71	0.081	
UMBRAL1	3.72	0.081	
UMBRAL1	3.73	0.08	
UMBRAL1	3.74	0.08	
UMBRAL1	3.75	0.08	
UMBRAL1	3.76	0.08	
UMBRAL1	3.77	0.08	
UMBRAL1	3.78	0.079	

Name	Period sec	Acceleration	Damping %
UMBRAL1	3.79	0.079	
UMBRAL1	3.8	0.079	
UMBRAL1	3.81	0.079	
UMBRAL1	3.82	0.079	
UMBRAL1	3.83	0.078	
UMBRAL1	3.84	0.078	
UMBRAL1	3.85	0.078	
UMBRAL1	3.86	0.078	
UMBRAL1	3.87	0.078	
UMBRAL1	3.88	0.077	
UMBRAL1	3.89	0.077	
UMBRAL1	3.9	0.077	
UMBRAL1	3.91	0.077	
UMBRAL1	3.92	0.077	
UMBRAL1	3.93	0.076	
UMBRAL1	3.94	0.076	
UMBRAL1	3.95	0.076	
UMBRAL1	3.96	0.076	
UMBRAL1	3.97	0.076	
UMBRAL1	3.98	0.075	
UMBRAL1	3.99	0.075	
UMBRAL1	4	0.075	
UMBRAL1	4.01	0.075	
UMBRAL1	4.02	0.075	
UMBRAL1	4.03	0.074	
UMBRAL1	4.04	0.074	
UMBRAL1	4.05	0.074	
UMBRAL1	4.06	0.074	
UMBRAL1	4.07	0.074	
UMBRAL1	4.08	0.074	
UMBRAL1	4.09	0.073	
UMBRAL1	4.1	0.073	
UMBRAL1	4.11	0.073	
UMBRAL1	4.12	0.073	
UMBRAL1	4.13	0.073	
UMBRAL1	4.14	0.072	
UMBRAL1	4.15	0.072	
UMBRAL1	4.16	0.072	
UMBRAL1	4.17	0.072	
UMBRAL1	4.18	0.072	
UMBRAL1	4.19	0.072	
UMBRAL1	4.2	0.071	
UMBRAL1	4.21	0.071	
UMBRAL1	4.22	0.071	
UMBRAL1	4.23	0.071	
UMBRAL1	4.24	0.071	
UMBRAL1	4.25	0.071	
UMBRAL1	4.26	0.07	
UMBRAL1	4.27	0.07	
UMBRAL1	4.28	0.07	
UMBRAL1	4.29	0.07	
UMBRAL1	4.3	0.07	
UMBRAL1	4.31	0.07	
UMBRAL1	4.32	0.069	
UMBRAL1	4.33	0.069	
UMBRAL1	4.34	0.069	
UMBRAL1	4.35	0.069	
UMBRAL1	4.36	0.069	
UMBRAL1	4.37	0.069	
UMBRAL1	4.38	0.068	

Name	Period sec	Acceleration	Damping %
UMBRAL1	4.39	0.068	
UMBRAL1	4.4	0.068	
UMBRAL1	4.41	0.068	
UMBRAL1	4.42	0.068	
UMBRAL1	4.43	0.068	
UMBRAL1	4.44	0.068	
UMBRAL1	4.45	0.067	
UMBRAL1	4.46	0.067	
UMBRAL1	4.47	0.067	
UMBRAL1	4.48	0.067	
UMBRAL1	4.49	0.067	
UMBRAL1	4.5	0.067	
UMBRAL1	4.51	0.067	
UMBRAL1	4.52	0.066	
UMBRAL1	4.53	0.066	
UMBRAL1	4.54	0.066	
UMBRAL1	4.55	0.066	
UMBRAL1	4.56	0.066	
UMBRAL1	4.57	0.066	
UMBRAL1	4.58	0.066	
UMBRAL1	4.59	0.065	
UMBRAL1	4.6	0.065	
UMBRAL1	4.61	0.065	
UMBRAL1	4.62	0.065	
UMBRAL1	4.63	0.065	
UMBRAL1	4.64	0.065	
UMBRAL1	4.65	0.065	
UMBRAL1	4.66	0.064	
UMBRAL1	4.67	0.064	
UMBRAL1	4.68	0.064	
UMBRAL1	4.69	0.064	
UMBRAL1	4.7	0.064	
UMBRAL1	4.71	0.064	
UMBRAL1	4.72	0.064	
UMBRAL1	4.73	0.063	
UMBRAL1	4.74	0.063	
UMBRAL1	4.75	0.063	
UMBRAL1	4.76	0.063	
UMBRAL1	4.77	0.063	
UMBRAL1	4.78	0.063	
UMBRAL1	4.79	0.063	
UMBRAL1	4.8	0.063	
UMBRAL1	4.81	0.062	
UMBRAL1	4.82	0.062	
UMBRAL1	4.83	0.062	
UMBRAL1	4.84	0.061	
UMBRAL1	4.85	0.061	
UMBRAL1	4.86	0.061	
UMBRAL1	4.87	0.061	
UMBRAL1	4.88	0.06	
UMBRAL1	4.89	0.06	
UMBRAL1	4.9	0.06	
UMBRAL1	4.91	0.06	
UMBRAL1	4.92	0.059	
UMBRAL1	4.93	0.059	
UMBRAL1	4.94	0.059	
UMBRAL1	4.95	0.059	
UMBRAL1	4.96	0.059	
UMBRAL1	4.97	0.058	
UMBRAL1	4.98	0.058	

Name	Period sec	Acceleration	Damping %
UMBRAL1	4.99	0.058	
UMBRAL1	5	0.058	
UMBRAL1	5.01	0.057	
UMBRAL1	5.02	0.057	
UMBRAL1	5.03	0.057	
UMBRAL1	5.04	0.057	
UMBRAL1	5.05	0.056	
UMBRAL1	5.06	0.056	
UMBRAL1	5.07	0.056	
UMBRAL1	5.08	0.056	
UMBRAL1	5.09	0.056	
UMBRAL1	5.1	0.055	
UMBRAL1	5.11	0.055	
UMBRAL1	5.12	0.055	
UMBRAL1	5.13	0.055	
UMBRAL1	5.14	0.055	
UMBRAL1	5.15	0.054	
UMBRAL1	5.16	0.054	
UMBRAL1	5.17	0.054	
UMBRAL1	5.18	0.054	
UMBRAL1	5.19	0.053	
UMBRAL1	5.2	0.053	
UMBRAL1	5.21	0.053	
UMBRAL1	5.22	0.053	
UMBRAL1	5.23	0.053	
UMBRAL1	5.24	0.052	
UMBRAL1	5.25	0.052	
UMBRAL1	5.26	0.052	
UMBRAL1	5.27	0.052	
UMBRAL1	5.28	0.052	
UMBRAL1	5.29	0.051	
UMBRAL1	5.3	0.051	
UMBRAL1	5.31	0.051	
UMBRAL1	5.32	0.051	
UMBRAL1	5.33	0.051	
UMBRAL1	5.34	0.05	
UMBRAL1	5.35	0.05	
UMBRAL1	5.36	0.05	
UMBRAL1	5.37	0.05	
UMBRAL1	5.38	0.05	
UMBRAL1	5.39	0.05	
UMBRAL1	5.4	0.049	
UMBRAL1	5.41	0.049	
UMBRAL1	5.42	0.049	
UMBRAL1	5.43	0.049	
UMBRAL1	5.44	0.049	
UMBRAL1	5.45	0.048	
UMBRAL1	5.46	0.048	
UMBRAL1	5.47	0.048	
UMBRAL1	5.48	0.048	
UMBRAL1	5.49	0.048	
UMBRAL1	5.5	0.048	
UMBRAL1	5.51	0.047	
UMBRAL1	5.52	0.047	
UMBRAL1	5.53	0.047	
UMBRAL1	5.54	0.047	
UMBRAL1	5.55	0.047	
UMBRAL1	5.56	0.047	
UMBRAL1	5.57	0.046	
UMBRAL1	5.58	0.046	

Name	Period sec	Acceleration	Damping %
UMBRAL1	5.59	0.046	
UMBRAL1	5.6	0.046	
UMBRAL1	5.61	0.046	
UMBRAL1	5.62	0.046	
UMBRAL1	5.63	0.045	
UMBRAL1	5.64	0.045	
UMBRAL1	5.65	0.045	
UMBRAL1	5.66	0.045	
UMBRAL1	5.67	0.045	
UMBRAL1	5.68	0.045	
UMBRAL1	5.69	0.044	
UMBRAL1	5.7	0.044	
UMBRAL1	5.71	0.044	
UMBRAL1	5.72	0.044	
UMBRAL1	5.73	0.044	
UMBRAL1	5.74	0.044	
UMBRAL1	5.75	0.044	
UMBRAL1	5.76	0.043	
UMBRAL1	5.77	0.043	
UMBRAL1	5.78	0.043	
UMBRAL1	5.79	0.043	
UMBRAL1	5.8	0.043	
UMBRAL1	5.81	0.043	
UMBRAL1	5.82	0.043	
UMBRAL1	5.83	0.042	
UMBRAL1	5.84	0.042	
UMBRAL1	5.85	0.042	
UMBRAL1	5.86	0.042	
UMBRAL1	5.87	0.042	
UMBRAL1	5.88	0.042	
UMBRAL1	5.89	0.042	
UMBRAL1	5.9	0.041	
UMBRAL1	5.91	0.041	
UMBRAL1	5.92	0.041	
UMBRAL1	5.93	0.041	
UMBRAL1	5.94	0.041	
UMBRAL1	5.95	0.041	
UMBRAL1	5.96	0.041	
UMBRAL1	5.97	0.04	
UMBRAL1	5.98	0.04	
UMBRAL1	5.99	0.04	
UMBRAL1	6	0.04	
UMBRAL1	6.01	0.04	
UMBRAL1	6.02	0.04	
UMBRAL1	6.03	0.04	
UMBRAL1	6.04	0.039	
UMBRAL1	6.05	0.039	
UMBRAL1	6.06	0.039	
UMBRAL1	6.07	0.039	
UMBRAL1	6.08	0.039	
UMBRAL1	6.09	0.039	
UMBRAL1	6.1	0.039	
UMBRAL1	6.11	0.039	
UMBRAL1	6.12	0.038	
UMBRAL1	6.13	0.038	
UMBRAL1	6.14	0.038	
UMBRAL1	6.15	0.038	
UMBRAL1	6.16	0.038	
UMBRAL1	6.17	0.038	
UMBRAL1	6.18	0.038	

Name	Period sec	Acceleration	Damping %
UMBRAL1	6.19	0.038	
UMBRAL1	6.2	0.037	
UMBRAL1	6.21	0.037	
UMBRAL1	6.22	0.037	
UMBRAL1	6.23	0.037	
UMBRAL1	6.24	0.037	
UMBRAL1	6.25	0.037	
UMBRAL1	6.26	0.037	
UMBRAL1	6.27	0.037	
UMBRAL1	6.28	0.037	
UMBRAL1	6.29	0.036	
UMBRAL1	6.3	0.036	
UMBRAL1	6.31	0.036	
UMBRAL1	6.32	0.036	
UMBRAL1	6.33	0.036	
UMBRAL1	6.34	0.036	
UMBRAL1	6.35	0.036	
UMBRAL1	6.36	0.036	
UMBRAL1	6.37	0.035	
UMBRAL1	6.38	0.035	
UMBRAL1	6.39	0.035	
UMBRAL1	6.4	0.035	
UMBRAL1	6.41	0.035	
UMBRAL1	6.42	0.035	
UMBRAL1	6.43	0.035	
UMBRAL1	6.44	0.035	
UMBRAL1	6.45	0.035	
UMBRAL1	6.46	0.035	
UMBRAL1	6.47	0.034	
UMBRAL1	6.48	0.034	
UMBRAL1	6.49	0.034	
UMBRAL1	6.5	0.034	
UMBRAL1	6.51	0.034	
UMBRAL1	6.52	0.034	
UMBRAL1	6.53	0.034	
UMBRAL1	6.54	0.034	
UMBRAL1	6.55	0.034	
UMBRAL1	6.56	0.033	
UMBRAL1	6.57	0.033	
UMBRAL1	6.58	0.033	
UMBRAL1	6.59	0.033	
UMBRAL1	6.6	0.033	
UMBRAL1	6.61	0.033	
UMBRAL1	6.62	0.033	
UMBRAL1	6.63	0.033	
UMBRAL1	6.64	0.033	
UMBRAL1	6.65	0.033	
UMBRAL1	6.66	0.032	
UMBRAL1	6.67	0.032	
UMBRAL1	6.68	0.032	
UMBRAL1	6.69	0.032	
UMBRAL1	6.7	0.032	
UMBRAL1	6.71	0.032	
UMBRAL1	6.72	0.032	
UMBRAL1	6.73	0.032	
UMBRAL1	6.74	0.032	
UMBRAL1	6.75	0.032	
UMBRAL1	6.76	0.032	
UMBRAL1	6.77	0.031	
UMBRAL1	6.78	0.031	

Name	Period sec	Acceleration	Damping %
UMBRAL1	6.79	0.031	
UMBRAL1	6.8	0.031	
UMBRAL1	6.81	0.031	
UMBRAL1	6.82	0.031	
UMBRAL1	6.83	0.031	
UMBRAL1	6.84	0.031	
UMBRAL1	6.85	0.031	
UMBRAL1	6.86	0.031	
UMBRAL1	6.87	0.031	
UMBRAL1	6.88	0.03	
UMBRAL1	6.89	0.03	
UMBRAL1	6.9	0.03	
UMBRAL1	6.91	0.03	
UMBRAL1	6.92	0.03	
UMBRAL1	6.93	0.03	
UMBRAL1	6.94	0.03	
UMBRAL1	6.95	0.03	
UMBRAL1	6.96	0.03	
UMBRAL1	6.97	0.03	
UMBRAL1	6.98	0.03	
UMBRAL1	6.99	0.029	
UMBRAL1	7	0.029	
UMBRAL1	7.01	0.029	
UMBRAL1	7.02	0.029	
UMBRAL1	7.03	0.029	
UMBRAL1	7.04	0.029	
UMBRAL1	7.05	0.029	
UMBRAL1	7.06	0.029	
UMBRAL1	7.07	0.029	
UMBRAL1	7.08	0.029	
UMBRAL1	7.09	0.029	
UMBRAL1	7.1	0.029	
UMBRAL1	7.11	0.028	
UMBRAL1	7.12	0.028	
UMBRAL1	7.13	0.028	
UMBRAL1	7.14	0.028	
UMBRAL1	7.15	0.028	
UMBRAL1	7.16	0.028	
UMBRAL1	7.17	0.028	
UMBRAL1	7.18	0.028	
UMBRAL1	7.19	0.028	
UMBRAL1	7.2	0.028	
UMBRAL1	7.21	0.028	
UMBRAL1	7.22	0.028	
UMBRAL1	7.23	0.028	
UMBRAL1	7.24	0.027	
UMBRAL1	7.25	0.027	
UMBRAL1	7.26	0.027	
UMBRAL1	7.27	0.027	
UMBRAL1	7.28	0.027	
UMBRAL1	7.29	0.027	
UMBRAL1	7.3	0.027	
UMBRAL1	7.31	0.027	
UMBRAL1	7.32	0.027	
UMBRAL1	7.33	0.027	
UMBRAL1	7.34	0.027	
UMBRAL1	7.35	0.027	
UMBRAL1	7.36	0.027	
UMBRAL1	7.37	0.027	
UMBRAL1	7.38	0.026	

Name	Period sec	Acceleration	Damping %
UMBRAL1	7.39	0.026	
UMBRAL1	7.4	0.026	
UMBRAL1	7.41	0.026	
UMBRAL1	7.42	0.026	
UMBRAL1	7.43	0.026	
UMBRAL1	7.44	0.026	
UMBRAL1	7.45	0.026	
UMBRAL1	7.46	0.026	
UMBRAL1	7.47	0.026	
UMBRAL1	7.48	0.026	
UMBRAL1	7.49	0.026	
UMBRAL1	7.5	0.026	

4.4 Load Cases

Table 4.5 - Load Cases - Summary

Name	Type
D	Linear Static
L	Linear Static
LR	Linear Static
EX	Response Spectrum
EY	Response Spectrum
DISX	Response Spectrum
DISY	Response Spectrum
W	Linear Static
G	Linear Static
DERUX	Response Spectrum
DERUY	Response Spectrum

4.5 Load Combinations

Table 4.6 - Load Combinations

Name	Load Case/Combo	Scale Factor	Type	Auto
COMB1	D	1.4	Linear Add	No
COMB2	D	1.2	Linear Add	No
COMB2	L	1.6		No
COMB2	LR	0.5		No
COMB3	D	1.2	Linear Add	No
COMB3	L	1		No
COMB3	LR	1.6		No
COMB4	D	1.2	Linear Add	No
COMB4	L	1		No
COMB4	LR	0.5		No
COMB5	D	1.2	Linear Add	No
COMB5	L	1		No
COMB5	DISX	1		No
COMB5	DISY	0.3		No
COMB6	D	1.2	Linear Add	No
COMB6	L	1		No
COMB6	DISY	1		No
COMB6	DISX	0.3		No
COMB7	D	0.9	Linear Add	No
COMB7	DISY	1		No
COMB7	DISX	0.3		No
COMB8	D	0.9	Linear Add	No
COMB8	DISY	0.3		No
COMB8	DISX	1		No
ENVE	COMB1	1	Envelope	No
ENVE	COMB2	1		No

Name	Load Case/Combo	Scale Factor	Type	Auto
ENVE	COMB3	1		No
ENVE	COMB4	1		No
ENVE	COMB5	1		No
ENVE	COMB6	1		No
ENVE	COMB7	1		No
ENVE	COMB8	1		No
CIM01	D	1	Linear Add	No
CIM02	D	1	Linear Add	No
CIM02	L	1		No
CIM03	D	1	Linear Add	No
CIM03	LR	1		No
CIM04	D	1	Linear Add	No
CIM04	L	0.75		No
CIM04	LR	0.75		No
CIM05	D	1	Linear Add	No
CIM05	DISX	0.7		No
CIM05	DISY	0.21		No
CIM06	D	1	Linear Add	No
CIM06	DISX	0.21		No
CIM06	DISY	0.7		No
CIM07	D	1	Linear Add	No
CIM07	DISX	0.53		No
CIM07	DISY	0.16		No
CIM07	L	0.75		No
CIM07	LR	0.75		No
CIM08	D	1	Linear Add	No
CIM08	DISX	0.16		No
CIM08	DISY	0.53		No
CIM08	L	0.75		No
CIM08	LR	0.75		No
DER01	D	1.4	Linear Add	No
DER02	D	1.2	Linear Add	No
DER02	L	1.6		No
DER02	LR	0.5		No
DER03	D	1.2	Linear Add	No
DER03	L	1		No
DER03	LR	1.6		No
DER04	D	1.2	Linear Add	No
DER04	L	1		No
DER04	LR	0.5		No
DER05	D	1.2	Linear Add	No
DER05	L	1		No
DER05	EX	1		No
DER05	EY	0.3		No
DER06	D	1.2	Linear Add	No
DER06	L	1		No
DER06	EX	0.3		No
DER06	EY	1		No
DER07	D	0.9	Linear Add	No
DER07	EX	1		No
DER07	EY	0.3		No
DER08	D	0.9	Linear Add	No
DER08	EX	0.3		No
DER08	EY	1		No
DERUD01	D	1.4	Linear Add	No
DERUD02	D	1.2	Linear Add	No
DERUD02	L	1.6		No
DERUD02	LR	0.5		No
DERUD03	D	1.2	Linear Add	No
DERUD03	L	1		No

Name	Load Case/Combo	Scale Factor	Type	Auto
DERUD03	LR	1.6		No
DERUD04	D	1.2	Linear Add	No
DERUD04	L	1		No
DERUD04	LR	0.5		No
DERUD05	D	1.2	Linear Add	No
DERUD05	L	1		No
DERUD05	DERUX	1		No
DERUD06	D	1.2	Linear Add	No
DERUD06	L	1		No
DERUD06	DERUY	1		No
DERUD07	D	0.9	Linear Add	No
DERUD07	DERUX	1		No
DERUD08	D	0.9	Linear Add	No
DERUD08	DERUY	1		No
CIM09	D	0.6	Linear Add	No
CIM09	DISX	0.7		No
CIM09	DISY	0.21		No
CIM10	D	0.6	Linear Add	No
CIM10	DISX	0.21		No
CIM10	DISY	0.7		No
CIM11	D	1	Linear Add	No
CIM11	G	1		No
CIM12	D	1	Linear Add	No
CIM12	L	0.75		No
CIM12	G	0.75		No
CIM13	D	1	Linear Add	No
CIM13	L	0.75		No
CIM13	G	0.75		No
CIM13	DISX	0.53		No
CIM13	DISY	0.16		No
CIM14	D	1	Linear Add	No
CIM14	L	0.75		No
CIM14	G	0.75		No
CIM14	DISX	0.16		No
CIM14	DISY	0.53		No
CIM15	D	0.6	Linear Add	No
COMB9	D	1.2	Linear Add	No
COMB9	L	1.6		No
COMB9	G	0.5		No
COMB10	D	1.2	Linear Add	No
COMB10	L	1		No
COMB10	G	1.6		No
COMB11	D	1.2	Linear Add	No
COMB11	L	1		No
COMB11	G	0.5		No
DER09	D	1.2	Linear Add	No
DER09	L	1.6		No
DER09	G	0.5		No
DER10	D	1.2	Linear Add	No
DER10	L	1		No
DER10	G	1.6		No
DER11	D	1.2	Linear Add	No
DER11	L	1		No
DER11	G	0.5		No
DERUD09	D	1.2	Linear Add	No
DERUD09	L	1.6		No
DERUD09	G	0.5		No
DERUD10	D	1.2	Linear Add	No
DERUD10	L	1		No
DERUD10	G	1.6		No

Name	Load Case/Combo	Scale Factor	Type	Auto
DERUD11	D	1.2	Linear Add	No
DERUD11	L	1		No
DERUD11	G	0.5		No

5 Analysis Results

This chapter provides analysis results.

5.1 Structure Results

Table 5.1 - Base Reactions

Load Case/Combo	FX kN	FY kN	FZ kN	MX kN-m	MY kN-m	MZ kN-m	X m	Y m	Z m
D	0	0	419.372	698.3477	-1719.4252	0	0	0	0
L	0	0	0	0	0	0	0	0	0
LR	0	0	72.98	90.4889	-299.218	0	0	0	0
EX Max	557.7992	0	0	0	1818.7838	2655.0225	0	0	0
EY Max	0	555.0755	0	1808.8554	0	2275.8095	0	0	0
DISX Max	165.9874	0	0	0	541.2257	790.0699	0	0	0
DISY Max	0	165.2832	0	538.6175	0	677.661	0	0	0
W	0	0	0	0	0	0	0	0	0
G	0	0	86.92	252.0092	-356.372	0	0	0	0
DERUX Max	76.8427	0	0	0	250.5909	320.2972	0	0	0
DERUY Max	0	80.485	0	262.281	0	329.9886	0	0	0
COMB1	0	0	587.1208	977.6868	-2407.1953	0	0	0	0
COMB2	0	0	539.7364	883.2617	-2212.9192	0	0	0	0
COMB3	0	0	620.0144	982.7995	-2542.059	0	0	0	0
COMB4	0	0	539.7364	883.2617	-2212.9192	0	0	0	0
COMB5 Max	165.9874	49.585	503.2464	999.6025	-1522.0846	993.3682	0	0	0
COMB5 Min	-165.9874	-49.585	503.2464	676.432	-2604.5359	-993.3682	0	0	0
COMB6 Max	49.7962	165.2832	503.2464	1376.6348	-1900.9425	914.682	0	0	0
COMB6 Min	-49.7962	-165.2832	503.2464	299.3998	-2225.6779	-914.682	0	0	0
COMB7 Max	49.7962	165.2832	377.4348	1167.1304	-1385.115	914.682	0	0	0
COMB7 Min	-49.7962	-165.2832	377.4348	89.8955	-1709.8504	-914.682	0	0	0
COMB8 Max	165.9874	49.585	377.4348	790.0982	-1006.257	993.3682	0	0	0
COMB8 Min	-165.9874	-49.585	377.4348	466.9277	-2088.7084	-993.3682	0	0	0
ENVE Max	165.9874	165.2832	620.0144	1376.6348	-1006.257	993.3682	0	0	0
ENVE Min	-165.9874	-165.2832	377.4348	89.8955	-2604.5359	-993.3682	0	0	0
CIM01	0	0	419.372	698.3477	-1719.4252	0	0	0	0
CIM02	0	0	419.372	698.3477	-1719.4252	0	0	0	0
CIM03	0	0	492.352	788.8366	-2018.6432	0	0	0	0
CIM04	0	0	474.107	766.2144	-1943.8387	0	0	0	0
CIM05 Max	116.1912	34.7095	419.372	811.4574	-1340.5672	695.3578	0	0	0
CIM05 Min	-116.1912	-34.7095	419.372	585.2381	-2098.2832	-695.3578	0	0	0
CIM06 Max	34.8574	115.6982	419.372	1075.38	-1605.7678	640.2774	0	0	0
CIM06 Min	-34.8574	-115.6982	419.372	321.3155	-1833.0826	-640.2774	0	0	0
CIM07 Max	87.9733	26.4453	474.107	852.3932	-1656.9891	527.1628	0	0	0
CIM07 Min	-87.9733	-26.4453	474.107	680.0356	-2230.6883	-527.1628	0	0	0
CIM08 Max	26.558	87.6001	474.107	1051.6817	-1857.2426	485.5715	0	0	0
CIM08 Min	-26.558	-87.6001	474.107	480.7471	-2030.4348	-485.5715	0	0	0
DER01	0	0	587.1208	977.6868	-2407.1953	0	0	0	0
DER02	0	0	539.7364	883.2617	-2212.9192	0	0	0	0
DER03	0	0	620.0144	982.7995	-2542.059	0	0	0	0
DER04	0	0	539.7364	883.2617	-2212.9192	0	0	0	0
DER05 Max	557.7992	166.5226	503.2464	1380.6739	-244.5265	3337.7653	0	0	0
DER05 Min	-557.7992	-166.5226	503.2464	295.3607	-3882.094	-3337.7653	0	0	0
DER06 Max	167.3398	555.0755	503.2464	2646.8727	-1517.6751	3072.3163	0	0	0
DER06 Min	-167.3398	-555.0755	503.2464	-970.8381	-2608.9454	-3072.3163	0	0	0
DER07 Max	557.7992	166.5226	377.4348	1171.1696	271.3011	3337.7653	0	0	0
DER07 Min	-557.7992	-166.5226	377.4348	85.8564	-3366.2664	-3337.7653	0	0	0
DER08 Max	167.3398	555.0755	377.4348	2437.3683	-1001.8476	3072.3163	0	0	0
DER08 Min	-167.3398	-555.0755	377.4348	-1180.3424	-2093.1178	-3072.3163	0	0	0
DERUD01	0	0	587.1208	977.6868	-2407.1953	0	0	0	0
DERUD02	0	0	539.7364	883.2617	-2212.9192	0	0	0	0
DERUD03	0	0	620.0144	982.7995	-2542.059	0	0	0	0
DERUD04	0	0	539.7364	883.2617	-2212.9192	0	0	0	0
DERUD05 Max	76.8427	0	503.2464	838.0173	-1812.7193	320.2972	0	0	0

Load Case/Combo	FX kN	FY kN	FZ kN	MX kN-m	MY kN-m	MZ kN-m	X m	Y m	Z m
DERUD05 Min	-76.8427	0	503.2464	838.0173	-2313.9012	-320.2972	0	0	0
DERUD06 Max	0	80.485	503.2464	1100.2983	-2063.3102	329.9886	0	0	0
DERUD06 Min	0	-80.485	503.2464	575.7363	-2063.3102	-329.9886	0	0	0
DERUD07 Max	76.8427	0	377.4348	628.513	-1296.8917	320.2972	0	0	0
DERUD07 Min	-76.8427	0	377.4348	628.513	-1798.0736	-320.2972	0	0	0
DERUD08 Max	0	80.485	377.4348	890.794	-1547.4827	329.9886	0	0	0
DERUD08 Min	0	-80.485	377.4348	366.2319	-1547.4827	-329.9886	0	0	0
CIM09 Max	116.1912	34.7095	251.6232	532.1183	-652.7971	695.3578	0	0	0
CIM09 Min	-116.1912	-34.7095	251.6232	305.899	-1410.5131	-695.3578	0	0	0
CIM10 Max	34.8574	115.6982	251.6232	796.0409	-917.9977	640.2774	0	0	0
CIM10 Min	-34.8574	-115.6982	251.6232	41.9764	-1145.3125	-640.2774	0	0	0
CIM11	0	0	506.292	950.357	-2075.7972	0	0	0	0
CIM12	0	0	484.562	887.3547	-1986.7042	0	0	0	0
CIM13 Max	87.9733	26.4453	484.562	973.5335	-1699.8546	527.1628	0	0	0
CIM13 Min	-87.9733	-26.4453	484.562	801.1759	-2273.5538	-527.1628	0	0	0
CIM14 Max	26.558	87.6001	484.562	1172.8219	-1900.1081	485.5715	0	0	0
CIM14 Min	-26.558	-87.6001	484.562	601.8874	-2073.3003	-485.5715	0	0	0
CIM15	0	0	251.6232	419.0086	-1031.6551	0	0	0	0
COMB9	0	0	546.7064	964.0219	-2241.4962	0	0	0	0
COMB10	0	0	642.3184	1241.2321	-2633.5054	0	0	0	0
COMB11	0	0	546.7064	964.0219	-2241.4962	0	0	0	0
DER09	0	0	546.7064	964.0219	-2241.4962	0	0	0	0
DER10	0	0	642.3184	1241.2321	-2633.5054	0	0	0	0
DER11	0	0	546.7064	964.0219	-2241.4962	0	0	0	0
DERUD09	0	0	546.7064	964.0219	-2241.4962	0	0	0	0
DERUD10	0	0	642.3184	1241.2321	-2633.5054	0	0	0	0
DERUD11	0	0	546.7064	964.0219	-2241.4962	0	0	0	0

Table 5.2 - Centers of Mass and Rigidity

Story	Diaphragm	Mass X kg	Mass Y kg	XCM m	YCM m	Cumulative X kg	Cumulative Y kg	XCCM m	YCCM m	XCR m	YCR m
N1	D1	29974	29974	4.1	-0.7742	29974	29974	4.1	-0.7742	4.1	3.1246

Table 5.3 - Diaphragm Center of Mass Displacements

Story	Diaphragm	Load Case/Combo	UX mm	UY mm	RZ rad	Point	X m	Y m	Z m
N1	D1	D	0	-1.4	0	1	4.1	-0.7742	3.25
N1	D1	L	0	0	0	1	4.1	-0.7742	3.25
N1	D1	LR	0	-0.3	0	1	4.1	-0.7742	3.25
N1	D1	EX Max	19.6	0	0.002038	1	4.1	-0.7742	3.25
N1	D1	EY Max	0	12.3	0	1	4.1	-0.7742	3.25
N1	D1	DISX Max	5.8	0	0.000606	1	4.1	-0.7742	3.25
N1	D1	DISY Max	0	3.7	0	1	4.1	-0.7742	3.25
N1	D1	W	0	0	0	1	4.1	-0.7742	3.25
N1	D1	G	0	-0.1	0	1	4.1	-0.7742	3.25
N1	D1	DERUX Max	2.8	0	0.000285	1	4.1	-0.7742	3.25
N1	D1	DERUY Max	0	1.8	0	1	4.1	-0.7742	3.25
N1	D1	COMB1	0	-2	0	1	4.1	-0.7742	3.25
N1	D1	COMB2	0	-1.9	0	1	4.1	-0.7742	3.25
N1	D1	COMB3	0	-2.2	0	1	4.1	-0.7742	3.25
N1	D1	COMB4	0	-1.9	0	1	4.1	-0.7742	3.25
N1	D1	COMB5 Max	5.8	-0.6	0.000606	1	4.1	-0.7742	3.25
N1	D1	COMB5 Min	-5.8	-2.8	-0.000606	1	4.1	-0.7742	3.25
N1	D1	COMB6 Max	1.7	2	0.000182	1	4.1	-0.7742	3.25
N1	D1	COMB6 Min	-1.7	-5.4	-0.000182	1	4.1	-0.7742	3.25
N1	D1	COMB7 Max	1.7	2.4	0.000182	1	4.1	-0.7742	3.25
N1	D1	COMB7 Min	-1.7	-5	-0.000182	1	4.1	-0.7742	3.25
N1	D1	COMB8 Max	5.8	-0.2	0.000606	1	4.1	-0.7742	3.25
N1	D1	COMB8 Min	-5.8	-2.4	-0.000606	1	4.1	-0.7742	3.25
N1	D1	ENVE Max	5.8	2.4	0.000606	1	4.1	-0.7742	3.25

Story	Diaphragm	Load Case/Combo	UX mm	UY mm	RZ rad	Point	X m	Y m	Z m
N1	D1	ENVE Min	-5.8	-5.4	-0.000606	1	4.1	-0.7742	3.25
N1	D1	CIM01	0	-1.4	0	1	4.1	-0.7742	3.25
N1	D1	CIM02	0	-1.4	0	1	4.1	-0.7742	3.25
N1	D1	CIM03	0	-1.7	0	1	4.1	-0.7742	3.25
N1	D1	CIM04	0	-1.7	0	1	4.1	-0.7742	3.25
N1	D1	CIM05 Max	4.1	-0.7	0.000425	1	4.1	-0.7742	3.25
N1	D1	CIM05 Min	-4.1	-2.2	-0.000425	1	4.1	-0.7742	3.25
N1	D1	CIM06 Max	1.2	1.1	0.000127	1	4.1	-0.7742	3.25
N1	D1	CIM06 Min	-1.2	-4	-0.000127	1	4.1	-0.7742	3.25
N1	D1	CIM07 Max	3.1	-1.1	0.000321	1	4.1	-0.7742	3.25
N1	D1	CIM07 Min	-3.1	-2.2	-0.000321	1	4.1	-0.7742	3.25
N1	D1	CIM08 Max	0.9	0.3	9.7E-05	1	4.1	-0.7742	3.25
N1	D1	CIM08 Min	-0.9	-3.6	-9.7E-05	1	4.1	-0.7742	3.25
N1	D1	DER01	0	-2	0	1	4.1	-0.7742	3.25
N1	D1	DER02	0	-1.9	0	1	4.1	-0.7742	3.25
N1	D1	DER03	0	-2.2	0	1	4.1	-0.7742	3.25
N1	D1	DER04	0	-1.9	0	1	4.1	-0.7742	3.25
N1	D1	DER05 Max	19.6	2	0.002038	1	4.1	-0.7742	3.25
N1	D1	DER05 Min	-19.6	-5.4	-0.002038	1	4.1	-0.7742	3.25
N1	D1	DER06 Max	5.9	10.6	0.000611	1	4.1	-0.7742	3.25
N1	D1	DER06 Min	-5.9	-14	-0.000611	1	4.1	-0.7742	3.25
N1	D1	DER07 Max	19.6	2.4	0.002038	1	4.1	-0.7742	3.25
N1	D1	DER07 Min	-19.6	-5	-0.002038	1	4.1	-0.7742	3.25
N1	D1	DER08 Max	5.9	11.1	0.000611	1	4.1	-0.7742	3.25
N1	D1	DER08 Min	-5.9	-13.6	-0.000611	1	4.1	-0.7742	3.25
N1	D1	DERUD01	0	-2	0	1	4.1	-0.7742	3.25
N1	D1	DERUD02	0	-1.9	0	1	4.1	-0.7742	3.25
N1	D1	DERUD03	0	-2.2	0	1	4.1	-0.7742	3.25
N1	D1	DERUD04	0	-1.9	0	1	4.1	-0.7742	3.25
N1	D1	DERUD05 Max	2.8	-1.7	0.000285	1	4.1	-0.7742	3.25
N1	D1	DERUD05 Min	-2.8	-1.7	-0.000285	1	4.1	-0.7742	3.25
N1	D1	DERUD06 Max	0	0.1	0	1	4.1	-0.7742	3.25
N1	D1	DERUD06 Min	0	-3.5	0	1	4.1	-0.7742	3.25
N1	D1	DERUD07 Max	2.8	-1.3	0.000285	1	4.1	-0.7742	3.25
N1	D1	DERUD07 Min	-2.8	-1.3	-0.000285	1	4.1	-0.7742	3.25
N1	D1	DERUD08 Max	0	0.5	0	1	4.1	-0.7742	3.25
N1	D1	DERUD08 Min	0	-3.1	0	1	4.1	-0.7742	3.25
N1	D1	CIM09 Max	4.1	-0.1	0.000425	1	4.1	-0.7742	3.25
N1	D1	CIM09 Min	-4.1	-1.6	-0.000425	1	4.1	-0.7742	3.25
N1	D1	CIM10 Max	1.2	1.7	0.000127	1	4.1	-0.7742	3.25
N1	D1	CIM10 Min	-1.2	-3.4	-0.000127	1	4.1	-0.7742	3.25
N1	D1	CIM11	0	-1.6	0	1	4.1	-0.7742	3.25
N1	D1	CIM12	0	-1.5	0	1	4.1	-0.7742	3.25
N1	D1	CIM13 Max	3.1	-0.9	0.000321	1	4.1	-0.7742	3.25
N1	D1	CIM13 Min	-3.1	-2.1	-0.000321	1	4.1	-0.7742	3.25
N1	D1	CIM14 Max	0.9	0.4	9.7E-05	1	4.1	-0.7742	3.25
N1	D1	CIM14 Min	-0.9	-3.5	-9.7E-05	1	4.1	-0.7742	3.25
N1	D1	CIM15	0	-0.9	0	1	4.1	-0.7742	3.25
N1	D1	COMB9	0	-1.8	0	1	4.1	-0.7742	3.25
N1	D1	COMB10	0	-1.9	0	1	4.1	-0.7742	3.25
N1	D1	COMB11	0	-1.8	0	1	4.1	-0.7742	3.25
N1	D1	DER09	0	-1.8	0	1	4.1	-0.7742	3.25
N1	D1	DER10	0	-1.9	0	1	4.1	-0.7742	3.25
N1	D1	DER11	0	-1.8	0	1	4.1	-0.7742	3.25
N1	D1	DERUD09	0	-1.8	0	1	4.1	-0.7742	3.25
N1	D1	DERUD10	0	-1.9	0	1	4.1	-0.7742	3.25
N1	D1	DERUD11	0	-1.8	0	1	4.1	-0.7742	3.25

5.2 Story Results

Table 5.4 - Story Max/Avg Displacements

Story	Load Case/Combo	Direction	Maximum mm	Average mm	Ratio
N1	D	Y	1.4	1.4	1
N1	LR	Y	0.3	0.3	1
N1	EX Max	X	18.2	18.2	1
N1	EX Max	Y	8.4	8.4	1
N1	EY Max	Y	12.3	12.3	1
N1	DISX Max	X	5.4	5.4	1
N1	DISX Max	Y	2.5	2.5	1
N1	DISY Max	Y	3.7	3.7	1
N1	G	Y	0.1	0.1	1
N1	DERUX Max	X	2.6	2.6	1
N1	DERUX Max	Y	1.2	1.2	1
N1	DERUY Max	Y	1.8	1.8	1
N1	COMB1	Y	2	2	1
N1	COMB2	Y	1.9	1.9	1
N1	COMB3	Y	2.2	2.2	1
N1	COMB4	Y	1.9	1.9	1
N1	COMB5 Max	X	5.4	5.4	1
N1	COMB5 Max	Y	1.9	1.9	1
N1	COMB5 Min	X	5.4	5.4	1
N1	COMB5 Min	Y	5.3	5.3	1
N1	COMB6 Max	X	1.6	1.6	1
N1	COMB6 Max	Y	2.7	2.7	1
N1	COMB6 Min	X	1.6	1.6	1
N1	COMB6 Min	Y	6.1	6.1	1
N1	COMB7 Max	X	1.6	1.6	1
N1	COMB7 Max	Y	3.1	3.1	1
N1	COMB7 Min	X	1.6	1.6	1
N1	COMB7 Min	Y	5.7	5.7	1
N1	COMB8 Max	X	5.4	5.4	1
N1	COMB8 Max	Y	2.3	2.3	1
N1	COMB8 Min	X	5.4	5.4	1
N1	COMB8 Min	Y	4.9	4.9	1
N1	ENVE Max	X	5.4	5.4	1
N1	ENVE Max	Y	3.1	3.1	1
N1	ENVE Min	X	5.4	5.4	1
N1	ENVE Min	Y	6.1	6.1	1
N1	CIM01	Y	1.4	1.4	1
N1	CIM02	Y	1.4	1.4	1
N1	CIM03	Y	1.7	1.7	1
N1	CIM04	Y	1.7	1.7	1
N1	CIM05 Max	X	3.8	3.8	1
N1	CIM05 Max	Y	1.1	1.1	1
N1	CIM05 Min	X	3.8	3.8	1
N1	CIM05 Min	Y	3.9	3.9	1
N1	CIM06 Max	X	1.1	1.1	1
N1	CIM06 Max	Y	1.7	1.7	1
N1	CIM06 Min	X	1.1	1.1	1
N1	CIM06 Min	Y	4.5	4.5	1
N1	CIM07 Max	X	2.9	2.9	1
N1	CIM07 Min	X	2.9	2.9	1
N1	CIM07 Min	Y	3.6	3.6	1
N1	CIM08 Max	X	0.9	0.9	1
N1	CIM08 Max	Y	0.7	0.7	1
N1	CIM08 Min	X	0.9	0.9	1
N1	CIM08 Min	Y	4	4	1
N1	DER01	Y	2	2	1
N1	DER02	Y	1.9	1.9	1
N1	DER03	Y	2.2	2.2	1
N1	DER04	Y	1.9	1.9	1
N1	DER05 Max	X	18.2	18.2	1

Story	Load Case/Combo	Direction	Maximum mm	Average mm	Ratio
N1	DER05 Max	Y	10.4	10.4	1
N1	DER05 Min	X	18.2	18.2	1
N1	DER05 Min	Y	13.8	13.8	1
N1	DER06 Max	X	5.5	5.5	1
N1	DER06 Max	Y	13.1	13.1	1
N1	DER06 Min	X	5.5	5.5	1
N1	DER06 Min	Y	16.6	16.6	1
N1	DER07 Max	X	18.2	18.2	1
N1	DER07 Max	Y	10.8	10.8	1
N1	DER07 Min	X	18.2	18.2	1
N1	DER07 Min	Y	13.3	13.3	1
N1	DER08 Max	X	5.5	5.5	1
N1	DER08 Max	Y	13.6	13.6	1
N1	DER08 Min	X	5.5	5.5	1
N1	DER08 Min	Y	16.1	16.1	1
N1	DERUD01	Y	2	2	1
N1	DERUD02	Y	1.9	1.9	1
N1	DERUD03	Y	2.2	2.2	1
N1	DERUD04	Y	1.9	1.9	1
N1	DERUD05 Max	X	2.6	2.6	1
N1	DERUD05 Max	Y	0.5	0.5	1
N1	DERUD05 Min	X	2.6	2.6	1
N1	DERUD05 Min	Y	2.9	2.9	1
N1	DERUD06 Max	Y	0.1	0.1	1
N1	DERUD06 Min	Y	3.5	3.5	1
N1	DERUD07 Max	X	2.6	2.6	1
N1	DERUD07 Min	X	2.6	2.6	1
N1	DERUD07 Min	Y	2.4	2.4	1
N1	DERUD08 Max	Y	0.5	0.5	1
N1	DERUD08 Min	Y	3.1	3.1	1
N1	CIM09 Max	X	3.8	3.8	1
N1	CIM09 Max	Y	1.7	1.7	1
N1	CIM09 Min	X	3.8	3.8	1
N1	CIM09 Min	Y	3.4	3.4	1
N1	CIM10 Max	X	1.1	1.1	1
N1	CIM10 Max	Y	2.2	2.2	1
N1	CIM10 Min	X	1.1	1.1	1
N1	CIM10 Min	Y	3.9	3.9	1
N1	CIM11	Y	1.6	1.6	1
N1	CIM12	Y	1.5	1.5	1
N1	CIM13 Max	X	2.9	2.9	1
N1	CIM13 Max	Y	0.4	0.4	1
N1	CIM13 Min	X	2.9	2.9	1
N1	CIM13 Min	Y	3.4	3.4	1
N1	CIM14 Max	X	0.9	0.9	1
N1	CIM14 Max	Y	0.8	0.8	1
N1	CIM14 Min	X	0.9	0.9	1
N1	CIM14 Min	Y	3.9	3.9	1
N1	CIM15	Y	0.9	0.9	1
N1	COMB9	Y	1.8	1.8	1
N1	COMB10	Y	1.9	1.9	1
N1	COMB11	Y	1.8	1.8	1
N1	DER09	Y	1.8	1.8	1
N1	DER10	Y	1.9	1.9	1
N1	DER11	Y	1.8	1.8	1
N1	DERUD09	Y	1.8	1.8	1
N1	DERUD10	Y	1.9	1.9	1
N1	DERUD11	Y	1.8	1.8	1

Table 5.5 - Story Drifts

Story	Load Case/Combo	Direction	Drift	Label	X m	Y m	Z m
N1	D	Y	0.000438	3	8.2	0	3.25
N1	LR	Y	9.5E-05	4	8.2	8.2	3.25
N1	EX Max	X	0.005613	3	8.2	0	3.25
N1	EX Max	Y	0.002571	3	8.2	0	3.25
N1	EY Max	Y	0.003797	3	8.2	0	3.25
N1	DISX Max	X	0.00167	3	8.2	0	3.25
N1	DISX Max	Y	0.000765	3	8.2	0	3.25
N1	DISY Max	Y	0.001131	3	8.2	0	3.25
N1	G	Y	5E-05	4	8.2	8.2	3.25
N1	DERUX Max	X	0.000806	3	8.2	0	3.25
N1	DERUX Max	Y	0.000359	3	8.2	0	3.25
N1	DERUY Max	Y	0.000551	3	8.2	0	3.25
N1	COMB1	Y	0.000613	3	8.2	0	3.25
N1	COMB2	Y	0.000572	3	8.2	0	3.25
N1	COMB3	Y	0.000676	3	8.2	0	3.25
N1	COMB4	Y	0.000572	3	8.2	0	3.25
N1	COMB5 Max	X	0.00167	3	8.2	0	3.25
N1	COMB5 Max	Y	0.000579	3	8.2	0	3.25
N1	COMB5 Min	X	0.00167	3	8.2	0	3.25
N1	COMB5 Min	Y	0.001629	3	8.2	0	3.25
N1	COMB6 Max	X	0.000501	3	8.2	0	3.25
N1	COMB6 Max	Y	0.000835	3	8.2	0	3.25
N1	COMB6 Min	X	0.000501	3	8.2	0	3.25
N1	COMB6 Min	Y	0.001885	3	8.2	0	3.25
N1	COMB7 Max	X	0.000501	3	8.2	0	3.25
N1	COMB7 Max	Y	0.000966	3	8.2	0	3.25
N1	COMB7 Min	X	0.000501	3	8.2	0	3.25
N1	COMB7 Min	Y	0.001754	3	8.2	0	3.25
N1	COMB8 Max	X	0.00167	3	8.2	0	3.25
N1	COMB8 Max	Y	0.00071	3	8.2	0	3.25
N1	COMB8 Min	X	0.00167	3	8.2	0	3.25
N1	COMB8 Min	Y	0.001498	3	8.2	0	3.25
N1	ENVE Max	X	0.00167	3	8.2	0	3.25
N1	ENVE Max	Y	0.000966	3	8.2	0	3.25
N1	ENVE Min	X	0.00167	3	8.2	0	3.25
N1	ENVE Min	Y	0.001885	3	8.2	0	3.25
N1	CIM01	Y	0.000438	3	8.2	0	3.25
N1	CIM02	Y	0.000438	3	8.2	0	3.25
N1	CIM03	Y	0.000532	3	8.2	0	3.25
N1	CIM04	Y	0.000508	3	8.2	0	3.25
N1	CIM05 Max	X	0.001169	3	8.2	0	3.25
N1	CIM05 Max	Y	0.000335	3	8.2	0	3.25
N1	CIM05 Min	X	0.001169	3	8.2	0	3.25
N1	CIM05 Min	Y	0.001211	3	8.2	0	3.25
N1	CIM06 Max	X	0.000351	3	8.2	0	3.25
N1	CIM06 Max	Y	0.000514	3	8.2	0	3.25
N1	CIM06 Min	X	0.000351	3	8.2	0	3.25
N1	CIM06 Min	Y	0.00139	3	8.2	0	3.25
N1	CIM07 Max	X	0.000885	3	8.2	0	3.25
N1	CIM07 Max	Y	7.8E-05	3	8.2	0	3.25
N1	CIM07 Min	X	0.000885	3	8.2	0	3.25
N1	CIM07 Min	Y	0.001095	3	8.2	0	3.25
N1	CIM08 Max	X	0.000267	3	8.2	0	3.25
N1	CIM08 Max	Y	0.000213	1	0	0	3.25
N1	CIM08 Min	X	0.000267	3	8.2	0	3.25
N1	CIM08 Min	Y	0.00123	3	8.2	0	3.25
N1	DER01	Y	0.000613	3	8.2	0	3.25
N1	DER02	Y	0.000572	3	8.2	0	3.25
N1	DER03	Y	0.000676	3	8.2	0	3.25
N1	DER04	Y	0.000572	3	8.2	0	3.25

Story	Load Case/Combo	Direction	Drift	Label	X m	Y m	Z m
N1	DER05 Max	X	0.005613	3	8.2	0	3.25
N1	DER05 Max	Y	0.003185	3	8.2	0	3.25
N1	DER05 Min	X	0.005613	3	8.2	0	3.25
N1	DER05 Min	Y	0.004235	3	8.2	0	3.25
N1	DER06 Max	X	0.001684	3	8.2	0	3.25
N1	DER06 Max	Y	0.004043	3	8.2	0	3.25
N1	DER06 Min	X	0.001684	3	8.2	0	3.25
N1	DER06 Min	Y	0.005093	3	8.2	0	3.25
N1	DER07 Max	X	0.005613	3	8.2	0	3.25
N1	DER07 Max	Y	0.003316	3	8.2	0	3.25
N1	DER07 Min	X	0.005613	3	8.2	0	3.25
N1	DER07 Min	Y	0.004104	3	8.2	0	3.25
N1	DER08 Max	X	0.001684	3	8.2	0	3.25
N1	DER08 Max	Y	0.004174	3	8.2	0	3.25
N1	DER08 Min	X	0.001684	3	8.2	0	3.25
N1	DER08 Min	Y	0.004962	3	8.2	0	3.25
N1	DERUD01	Y	0.000613	3	8.2	0	3.25
N1	DERUD02	Y	0.000572	3	8.2	0	3.25
N1	DERUD03	Y	0.000676	3	8.2	0	3.25
N1	DERUD04	Y	0.000572	3	8.2	0	3.25
N1	DERUD05 Max	X	0.000806	3	8.2	0	3.25
N1	DERUD05 Max	Y	0.000169	2	0	8.2	3.25
N1	DERUD05 Min	X	0.000806	3	8.2	0	3.25
N1	DERUD05 Min	Y	0.000884	3	8.2	0	3.25
N1	DERUD06 Max	Y	2.5E-05	1	0	0	3.25
N1	DERUD06 Min	Y	0.001076	3	8.2	0	3.25
N1	DERUD07 Max	X	0.000806	3	8.2	0	3.25
N1	DERUD07 Min	X	0.000806	3	8.2	0	3.25
N1	DERUD07 Min	Y	0.000753	3	8.2	0	3.25
N1	DERUD08 Max	Y	0.000157	1	0	0	3.25
N1	DERUD08 Min	Y	0.000944	3	8.2	0	3.25
N1	CIM09 Max	X	0.001169	3	8.2	0	3.25
N1	CIM09 Max	Y	0.00051	3	8.2	0	3.25
N1	CIM09 Min	X	0.001169	3	8.2	0	3.25
N1	CIM09 Min	Y	0.001035	3	8.2	0	3.25
N1	CIM10 Max	X	0.000351	3	8.2	0	3.25
N1	CIM10 Max	Y	0.000689	3	8.2	0	3.25
N1	CIM10 Min	X	0.000351	3	8.2	0	3.25
N1	CIM10 Min	Y	0.001215	3	8.2	0	3.25
N1	CIM11	Y	0.000485	4	8.2	8.2	3.25
N1	CIM12	Y	0.000473	4	8.2	8.2	3.25
N1	CIM13 Max	X	0.000885	3	8.2	0	3.25
N1	CIM13 Max	Y	0.000115	3	8.2	0	3.25
N1	CIM13 Min	X	0.000885	3	8.2	0	3.25
N1	CIM13 Min	Y	0.001058	3	8.2	0	3.25
N1	CIM14 Max	X	0.000267	3	8.2	0	3.25
N1	CIM14 Max	Y	0.00025	1	0	0	3.25
N1	CIM14 Min	X	0.000267	3	8.2	0	3.25
N1	CIM14 Min	Y	0.001193	3	8.2	0	3.25
N1	CIM15	Y	0.000263	3	8.2	0	3.25
N1	COMB9	Y	0.000548	3	8.2	0	3.25
N1	COMB10	Y	0.000602	4	8.2	8.2	3.25
N1	COMB11	Y	0.000548	3	8.2	0	3.25
N1	DER09	Y	0.000548	3	8.2	0	3.25
N1	DER10	Y	0.000602	4	8.2	8.2	3.25
N1	DER11	Y	0.000548	3	8.2	0	3.25
N1	DERUD09	Y	0.000548	3	8.2	0	3.25
N1	DERUD10	Y	0.000602	4	8.2	8.2	3.25
N1	DERUD11	Y	0.000548	3	8.2	0	3.25

Table 5.6 - Story Forces

Story	Load Case/Combo	Location	P kN	VX kN	VY kN	T kN-m	MX kN-m	MY kN-m
N1	D	Top	370.3672	0	0	0	497.9891	-1518.5055
N1	D	Bottom	419.372	0	0	0	698.3477	-1719.4252
N1	L	Top	0	0	0	0	0	0
N1	L	Bottom	0	0	0	0	0	0
N1	LR	Top	72.98	0	0	0	90.6101	-299.218
N1	LR	Bottom	72.98	0	0	0	90.4889	-299.218
N1	EX Max	Top	0	557.7992	0	2655.0225	0	0.0008
N1	EX Max	Bottom	0	557.7992	0	2655.0225	0	1818.7838
N1	EY Max	Top	0	0	555.0755	2275.8095	0.0006	0
N1	EY Max	Bottom	0	0	555.0755	2275.8095	1808.8554	0
N1	DISX Max	Top	0	165.9874	0	790.0699	0	0.0002
N1	DISX Max	Bottom	0	165.9874	0	790.0699	0	541.2257
N1	DISY Max	Top	0	0	165.2832	677.661	0.0002	0
N1	DISY Max	Bottom	0	0	165.2832	677.661	538.6175	0
N1	W	Top	0	0	0	0	0	0
N1	W	Bottom	0	0	0	0	0	0
N1	G	Top	86.92	0	0	0	252.0681	-356.372
N1	G	Bottom	86.92	0	0	0	252.0092	-356.372
N1	DERUX Max	Top	0	76.8427	0	320.2972	0	0.0001
N1	DERUX Max	Bottom	0	76.8427	0	320.2972	0	250.5909
N1	DERUY Max	Top	0	0	80.485	329.9886	0.0001	0
N1	DERUY Max	Bottom	0	0	80.485	329.9886	262.281	0
N1	COMB1	Top	518.5141	0	0	0	697.1847	-2125.9077
N1	COMB1	Bottom	587.1208	0	0	0	977.6868	-2407.1953
N1	COMB2	Top	480.9306	0	0	0	642.8919	-1971.8156
N1	COMB2	Bottom	539.7364	0	0	0	883.2617	-2212.9192
N1	COMB3	Top	561.2086	0	0	0	742.5631	-2300.9554
N1	COMB3	Bottom	620.0144	0	0	0	982.7995	-2542.059
N1	COMB4	Top	480.9306	0	0	0	642.8919	-1971.8156
N1	COMB4	Bottom	539.7364	0	0	0	883.2617	-2212.9192
N1	COMB5 Max	Top	444.4406	165.9874	49.585	993.3682	597.5869	-1822.2064
N1	COMB5 Max	Bottom	503.2464	165.9874	49.585	993.3682	999.6025	-1522.0846
N1	COMB5 Min	Top	444.4406	-165.9874	-49.585	-993.3682	597.5868	-1822.2069
N1	COMB5 Min	Bottom	503.2464	-165.9874	-49.585	-993.3682	676.432	-2604.5359
N1	COMB6 Max	Top	444.4406	49.7962	165.2832	914.682	597.587	-1822.2066
N1	COMB6 Max	Bottom	503.2464	49.7962	165.2832	914.682	1376.6348	-1900.9425
N1	COMB6 Min	Top	444.4406	-49.7962	-165.2832	-914.682	597.5867	-1822.2067
N1	COMB6 Min	Bottom	503.2464	-49.7962	-165.2832	-914.682	299.3998	-2225.6779
N1	COMB7 Max	Top	333.3305	49.7962	165.2832	914.682	448.1903	-1366.6549
N1	COMB7 Max	Bottom	377.4348	49.7962	165.2832	914.682	1167.1304	-1385.115
N1	COMB7 Min	Top	333.3305	-49.7962	-165.2832	-914.682	448.19	-1366.655
N1	COMB7 Min	Bottom	377.4348	-49.7962	-165.2832	-914.682	89.8955	-1709.8504
N1	COMB8 Max	Top	333.3305	165.9874	49.585	993.3682	448.1902	-1366.6547
N1	COMB8 Max	Bottom	377.4348	165.9874	49.585	993.3682	790.0982	-1006.257
N1	COMB8 Min	Top	333.3305	-165.9874	-49.585	-993.3682	448.1901	-1366.6552
N1	COMB8 Min	Bottom	377.4348	-165.9874	-49.585	-993.3682	466.9277	-2088.7084
N1	ENVE Max	Top	561.2086	165.9874	165.2832	993.3682	742.5631	-1366.6547
N1	ENVE Max	Bottom	620.0144	165.9874	165.2832	993.3682	1376.6348	-1006.257
N1	ENVE Min	Top	333.3305	-165.9874	-165.2832	-993.3682	448.19	-2300.9554
N1	ENVE Min	Bottom	377.4348	-165.9874	-165.2832	-993.3682	89.8955	-2604.5359
N1	CIM01	Top	370.3672	0	0	0	497.9891	-1518.5055
N1	CIM01	Bottom	419.372	0	0	0	698.3477	-1719.4252
N1	CIM02	Top	370.3672	0	0	0	497.9891	-1518.5055
N1	CIM02	Bottom	419.372	0	0	0	698.3477	-1719.4252
N1	CIM03	Top	443.3472	0	0	0	588.5992	-1817.7235
N1	CIM03	Bottom	492.352	0	0	0	788.8366	-2018.6432
N1	CIM04	Top	425.1022	0	0	0	565.9467	-1742.919
N1	CIM04	Bottom	474.107	0	0	0	766.2144	-1943.8387
N1	CIM05 Max	Top	370.3672	116.1912	34.7095	695.3578	497.9891	-1518.5054

Story	Load Case/Combo	Location	P kN	VX kN	VY kN	T kN-m	MX kN-m	MY kN-m
N1	CIM05 Max	Bottom	419.372	116.1912	34.7095	695.3578	811.4574	-1340.5672
N1	CIM05 Min	Top	370.3672	-116.1912	-34.7095	-695.3578	497.989	-1518.5057
N1	CIM05 Min	Bottom	419.372	-116.1912	-34.7095	-695.3578	585.2381	-2098.2832
N1	CIM06 Max	Top	370.3672	34.8574	115.6982	640.2774	497.9892	-1518.5055
N1	CIM06 Max	Bottom	419.372	34.8574	115.6982	640.2774	1075.38	-1605.7678
N1	CIM06 Min	Top	370.3672	-34.8574	-115.6982	-640.2774	497.9889	-1518.5056
N1	CIM06 Min	Bottom	419.372	-34.8574	-115.6982	-640.2774	321.3155	-1833.0826
N1	CIM07 Max	Top	425.1022	87.9733	26.4453	527.1628	565.9467	-1742.9189
N1	CIM07 Max	Bottom	474.107	87.9733	26.4453	527.1628	852.3932	-1656.9891
N1	CIM07 Min	Top	425.1022	-87.9733	-26.4453	-527.1628	565.9466	-1742.9191
N1	CIM07 Min	Bottom	474.107	-87.9733	-26.4453	-527.1628	680.0356	-2230.6883
N1	CIM08 Max	Top	425.1022	26.558	87.6001	485.5715	565.9468	-1742.919
N1	CIM08 Max	Bottom	474.107	26.558	87.6001	485.5715	1051.6817	-1857.2426
N1	CIM08 Min	Top	425.1022	-26.558	-87.6001	-485.5715	565.9466	-1742.9191
N1	CIM08 Min	Bottom	474.107	-26.558	-87.6001	-485.5715	480.7471	-2030.4348
N1	DER01	Top	518.5141	0	0	0	697.1847	-2125.9077
N1	DER01	Bottom	587.1208	0	0	0	977.6868	-2407.1953
N1	DER02	Top	480.9306	0	0	0	642.8919	-1971.8156
N1	DER02	Bottom	539.7364	0	0	0	883.2617	-2212.9192
N1	DER03	Top	561.2086	0	0	0	742.5631	-2300.9554
N1	DER03	Bottom	620.0144	0	0	0	982.7995	-2542.059
N1	DER04	Top	480.9306	0	0	0	642.8919	-1971.8156
N1	DER04	Bottom	539.7364	0	0	0	883.2617	-2212.9192
N1	DER05 Max	Top	444.4406	557.7992	166.5226	3337.7653	597.587	-1822.2059
N1	DER05 Max	Bottom	503.2464	557.7992	166.5226	3337.7653	1380.6739	-244.5265
N1	DER05 Min	Top	444.4406	-557.7992	-166.5226	-3337.7653	597.5867	-1822.2074
N1	DER05 Min	Bottom	503.2464	-557.7992	-166.5226	-3337.7653	295.3607	-3882.094
N1	DER06 Max	Top	444.4406	167.3398	555.0755	3072.3163	597.5875	-1822.2064
N1	DER06 Max	Bottom	503.2464	167.3398	555.0755	3072.3163	2646.8727	-1517.6751
N1	DER06 Min	Top	444.4406	-167.3398	-555.0755	-3072.3163	597.5863	-1822.2069
N1	DER06 Min	Bottom	503.2464	-167.3398	-555.0755	-3072.3163	-970.8381	-2608.9454
N1	DER07 Max	Top	333.3305	557.7992	166.5226	3337.7653	448.1903	-1366.6542
N1	DER07 Max	Bottom	377.4348	557.7992	166.5226	3337.7653	1171.1696	271.3011
N1	DER07 Min	Top	333.3305	-557.7992	-166.5226	-3337.7653	448.19	-1366.6557
N1	DER07 Min	Bottom	377.4348	-557.7992	-166.5226	-3337.7653	85.8564	-3366.2664
N1	DER08 Max	Top	333.3305	167.3398	555.0755	3072.3163	448.1907	-1366.6547
N1	DER08 Max	Bottom	377.4348	167.3398	555.0755	3072.3163	2437.3683	-1001.8476
N1	DER08 Min	Top	333.3305	-167.3398	-555.0755	-3072.3163	448.1896	-1366.6552
N1	DER08 Min	Bottom	377.4348	-167.3398	-555.0755	-3072.3163	-1180.3424	-2093.1178
N1	DERUD01	Top	518.5141	0	0	0	697.1847	-2125.9077
N1	DERUD01	Bottom	587.1208	0	0	0	977.6868	-2407.1953
N1	DERUD02	Top	480.9306	0	0	0	642.8919	-1971.8156
N1	DERUD02	Bottom	539.7364	0	0	0	883.2617	-2212.9192
N1	DERUD03	Top	561.2086	0	0	0	742.5631	-2300.9554
N1	DERUD03	Bottom	620.0144	0	0	0	982.7995	-2542.059
N1	DERUD04	Top	480.9306	0	0	0	642.8919	-1971.8156
N1	DERUD04	Bottom	539.7364	0	0	0	883.2617	-2212.9192
N1	DERUD05 Max	Top	444.4406	76.8427	0	320.2972	597.5869	-1822.2065
N1	DERUD05 Max	Bottom	503.2464	76.8427	0	320.2972	838.0173	-1812.7193
N1	DERUD05 Min	Top	444.4406	-76.8427	0	-320.2972	597.5869	-1822.2067
N1	DERUD05 Min	Bottom	503.2464	-76.8427	0	-320.2972	838.0173	-2313.9012
N1	DERUD06 Max	Top	444.4406	0	80.485	329.9886	597.587	-1822.2066
N1	DERUD06 Max	Bottom	503.2464	0	80.485	329.9886	1100.2983	-2063.3102
N1	DERUD06 Min	Top	444.4406	0	-80.485	-329.9886	597.5868	-1822.2066
N1	DERUD06 Min	Bottom	503.2464	0	-80.485	-329.9886	575.7363	-2063.3102
N1	DERUD07 Max	Top	333.3305	76.8427	0	320.2972	448.1902	-1366.6549
N1	DERUD07 Max	Bottom	377.4348	76.8427	0	320.2972	628.513	-1296.8917
N1	DERUD07 Min	Top	333.3305	-76.8427	0	-320.2972	448.1902	-1366.6551
N1	DERUD07 Min	Bottom	377.4348	-76.8427	0	-320.2972	628.513	-1798.0736
N1	DERUD08 Max	Top	333.3305	0	80.485	329.9886	448.1902	-1366.655

Story	Load Case/Combo	Location	P kN	VX kN	VY kN	T kN-m	MX kN-m	MY kN-m
N1	DERUD08 Max	Bottom	377.4348	0	80.485	329.9886	890.794	-1547.4827
N1	DERUD08 Min	Top	333.3305	0	-80.485	-329.9886	448.1901	-1366.655
N1	DERUD08 Min	Bottom	377.4348	0	-80.485	-329.9886	366.2319	-1547.4827
N1	CIM09 Max	Top	222.2203	116.1912	34.7095	695.3578	298.7935	-911.1032
N1	CIM09 Max	Bottom	251.6232	116.1912	34.7095	695.3578	532.1183	-652.7971
N1	CIM09 Min	Top	222.2203	-116.1912	-34.7095	-695.3578	298.7934	-911.1035
N1	CIM09 Min	Bottom	251.6232	-116.1912	-34.7095	-695.3578	305.899	-1410.5131
N1	CIM10 Max	Top	222.2203	34.8574	115.6982	640.2774	298.7936	-911.1033
N1	CIM10 Max	Bottom	251.6232	34.8574	115.6982	640.2774	796.0409	-917.9977
N1	CIM10 Min	Top	222.2203	-34.8574	-115.6982	-640.2774	298.7933	-911.1034
N1	CIM10 Min	Bottom	251.6232	-34.8574	-115.6982	-640.2774	41.9764	-1145.3125
N1	CIM11	Top	457.2872	0	0	0	750.0571	-1874.8775
N1	CIM11	Bottom	506.292	0	0	0	950.357	-2075.7972
N1	CIM12	Top	435.5572	0	0	0	687.0401	-1785.7845
N1	CIM12	Bottom	484.562	0	0	0	887.3547	-1986.7042
N1	CIM13 Max	Top	435.5572	87.9733	26.4453	527.1628	687.0401	-1785.7844
N1	CIM13 Max	Bottom	484.562	87.9733	26.4453	527.1628	973.5335	-1699.8546
N1	CIM13 Min	Top	435.5572	-87.9733	-26.4453	-527.1628	687.0401	-1785.7846
N1	CIM13 Min	Bottom	484.562	-87.9733	-26.4453	-527.1628	801.1759	-2273.5538
N1	CIM14 Max	Top	435.5572	26.558	87.6001	485.5715	687.0402	-1785.7845
N1	CIM14 Max	Bottom	484.562	26.558	87.6001	485.5715	1172.8219	-1900.1081
N1	CIM14 Min	Top	435.5572	-26.558	-87.6001	-485.5715	687.04	-1785.7846
N1	CIM14 Min	Bottom	484.562	-26.558	-87.6001	-485.5715	601.8874	-2073.3003
N1	CIM15	Top	222.2203	0	0	0	298.7934	-911.1033
N1	CIM15	Bottom	251.6232	0	0	0	419.0086	-1031.6551
N1	COMB9	Top	487.9006	0	0	0	723.6209	-2000.3926
N1	COMB9	Bottom	546.7064	0	0	0	964.0219	-2241.4962
N1	COMB10	Top	583.5126	0	0	0	1000.8958	-2392.4018
N1	COMB10	Bottom	642.3184	0	0	0	1241.2321	-2633.5054
N1	COMB11	Top	487.9006	0	0	0	723.6209	-2000.3926
N1	COMB11	Bottom	546.7064	0	0	0	964.0219	-2241.4962
N1	DER09	Top	487.9006	0	0	0	723.6209	-2000.3926
N1	DER09	Bottom	546.7064	0	0	0	964.0219	-2241.4962
N1	DER10	Top	583.5126	0	0	0	1000.8958	-2392.4018
N1	DER10	Bottom	642.3184	0	0	0	1241.2321	-2633.5054
N1	DER11	Top	487.9006	0	0	0	723.6209	-2000.3926
N1	DER11	Bottom	546.7064	0	0	0	964.0219	-2241.4962
N1	DERUD09	Top	487.9006	0	0	0	723.6209	-2000.3926
N1	DERUD09	Bottom	546.7064	0	0	0	964.0219	-2241.4962
N1	DERUD10	Top	583.5126	0	0	0	1000.8958	-2392.4018
N1	DERUD10	Bottom	642.3184	0	0	0	1241.2321	-2633.5054
N1	DERUD11	Top	487.9006	0	0	0	723.6209	-2000.3926
N1	DERUD11	Bottom	546.7064	0	0	0	964.0219	-2241.4962

5.3 Point Results

Table 5.7 - Joint Reactions

Story	Joint Label	Unique Name	Load Case/Combo	FX kN	FY kN	FZ kN	MX kN-m	MY kN-m	MZ kN-m
Base	1	13	D	38.3335	-3.196	164.016	-9.4477	39.0871	0
Base	1	13	L	0	0	0	0	0	0
Base	1	13	LR	7.4458	0.0795	30.3038	-2.8244	7.5922	0
Base	1	13	EX Max	222.9219	107.4964	56.3895	184.236	390.2915	20.2885
Base	1	13	EY Max	0.0009	139.036	49.0991	252.0159	0.0009	0
Base	1	13	DISX Max	66.3361	31.9883	16.7801	54.8242	116.1412	6.0374
Base	1	13	DISY Max	0.0003	41.4003	14.6201	75.042	0.0003	0
Base	1	13	W	0	0	0	0	0	0
Base	1	13	G	3.7228	6.9316	27.7585	-8.3725	3.796	0
Base	1	13	DERUX Max	32.0398	15.0959	7.8144	25.8194	56.0741	2.8343
Base	1	13	DERUY Max	0.0001	20.16	7.1193	36.5419	0.0001	0
Base	1	13	COMB1	53.6668	-4.4745	229.6223	-13.2268	54.722	0

Story	Joint Label	Unique Name	Load Case/Combo	FX kN	FY kN	FZ kN	MX kN-m	MY kN-m	MZ kN-m
Base	1	13	COMB2	49.723	-3.7955	211.971	-12.7495	50.7006	0
Base	1	13	COMB3	57.9134	-3.708	245.3051	-15.8564	59.052	0
Base	1	13	COMB4	49.723	-3.7955	211.971	-12.7495	50.7006	0
Base	1	13	COMB5 Max	112.3364	40.5732	217.9853	65.9995	163.0459	6.0374
Base	1	13	COMB5 Min	-20.336	-48.2436	175.653	-88.674	-69.2368	-6.0374
Base	1	13	COMB6 Max	65.9013	47.1616	216.4733	80.152	81.7472	1.8112
Base	1	13	COMB6 Min	26.099	-54.8321	177.165	-102.8266	12.0619	-1.8112
Base	1	13	COMB7 Max	54.4012	48.1204	167.2685	82.9863	70.0211	1.8112
Base	1	13	COMB7 Min	14.599	-53.8733	127.9602	-99.9922	0.3358	-1.8112
Base	1	13	COMB8 Max	100.8363	41.532	168.7805	68.8338	151.3197	6.0374
Base	1	13	COMB8 Min	-31.8361	-47.2848	126.4482	-85.8397	-80.9629	-6.0374
Base	1	13	ENVE Max	112.3364	48.1204	245.3051	82.9863	163.0459	6.0374
Base	1	13	ENVE Min	-31.8361	-54.8321	126.4482	-102.8266	-80.9629	-6.0374
Base	1	13	CIM01	38.3335	-3.196	164.016	-9.4477	39.0871	0
Base	1	13	CIM02	38.3335	-3.196	164.016	-9.4477	39.0871	0
Base	1	13	CIM03	45.7792	-3.1165	194.3197	-12.2722	46.6793	0
Base	1	13	CIM04	43.9178	-3.1364	186.7438	-11.5661	44.7813	0
Base	1	13	CIM05 Max	84.7688	27.8898	178.8323	44.688	120.386	4.2261
Base	1	13	CIM05 Min	-8.1019	-34.2819	149.1996	-63.5835	-42.2118	-4.2261
Base	1	13	CIM06 Max	52.2642	32.5017	177.7739	54.5947	63.477	1.2678
Base	1	13	CIM06 Min	24.4027	-38.8938	150.2581	-73.4902	14.6973	-1.2678
Base	1	13	CIM07 Max	79.076	20.4415	197.9765	29.4975	106.3361	3.1998
Base	1	13	CIM07 Min	8.7596	-26.7142	175.5111	-52.6296	-16.7736	-3.1998
Base	1	13	CIM08 Max	54.5317	23.9239	197.1772	36.9781	63.364	0.966
Base	1	13	CIM08 Min	33.3039	-30.1967	176.3103	-60.1102	26.1985	-0.966
Base	1	13	DER01	53.6668	-4.4745	229.6223	-13.2268	54.722	0
Base	1	13	DER02	49.723	-3.7955	211.971	-12.7495	50.7006	0
Base	1	13	DER03	57.9134	-3.708	245.3051	-15.8564	59.052	0
Base	1	13	DER04	49.723	-3.7955	211.971	-12.7495	50.7006	0
Base	1	13	DER05 Max	268.9223	145.3719	267.9384	248.5035	437.1963	20.2885
Base	1	13	DER05 Min	-176.922	-153.0424	125.6999	-271.1781	-343.3872	-20.2885
Base	1	13	DER06 Max	112.8777	167.4497	262.8351	295.9494	163.9929	6.0865
Base	1	13	DER06 Min	-20.8773	-175.1202	130.8032	-318.624	-70.1838	-6.0865
Base	1	13	DER07 Max	257.4223	146.3307	218.7336	251.3378	425.4702	20.2885
Base	1	13	DER07 Min	-188.4221	-152.0836	76.4951	-268.3438	-355.1133	-20.2885
Base	1	13	DER08 Max	101.3776	168.4085	213.6303	298.7837	152.2668	6.0865
Base	1	13	DER08 Min	-32.3774	-174.1614	81.5984	-315.7896	-81.91	-6.0865
Base	1	13	DERUD01	53.6668	-4.4745	229.6223	-13.2268	54.722	0
Base	1	13	DERUD02	49.723	-3.7955	211.971	-12.7495	50.7006	0
Base	1	13	DERUD03	57.9134	-3.708	245.3051	-15.8564	59.052	0
Base	1	13	DERUD04	49.723	-3.7955	211.971	-12.7495	50.7006	0
Base	1	13	DERUD05 Max	78.04	11.2607	204.6335	14.4821	102.9787	2.8343
Base	1	13	DERUD05 Min	13.9603	-18.9312	189.0048	-37.1567	-9.1696	-2.8343
Base	1	13	DERUD06 Max	46.0003	16.3247	203.9384	25.2046	46.9047	0
Base	1	13	DERUD06 Min	46	-23.9952	189.6999	-47.8792	46.9044	0
Base	1	13	DERUD07 Max	66.5399	12.2195	155.4287	17.3164	91.2525	2.8343
Base	1	13	DERUD07 Min	2.4603	-17.9724	139.8	-34.3223	-20.8957	-2.8343
Base	1	13	DERUD08 Max	34.5003	17.2836	154.7336	28.0389	35.1786	0
Base	1	13	DERUD08 Min	34.5	-23.0364	140.4951	-45.0449	35.1783	0
Base	1	13	CIM09 Max	69.4354	29.1683	113.2259	48.4671	104.7512	4.2261
Base	1	13	CIM09 Min	-23.4353	-33.0035	83.5933	-59.8044	-57.8466	-4.2261
Base	1	13	CIM10 Max	36.9309	33.7802	112.1675	58.3738	47.8421	1.2678
Base	1	13	CIM10 Min	9.0693	-37.6154	84.6517	-69.7111	-0.9376	-1.2678
Base	1	13	CIM11	42.0563	3.7356	191.7745	-17.8202	42.8831	0
Base	1	13	CIM12	41.1256	2.0027	184.8348	-15.7271	41.9341	0
Base	1	13	CIM13 Max	76.2837	25.5805	196.0675	25.3364	103.489	3.1998
Base	1	13	CIM13 Min	5.9674	-21.5752	173.6022	-56.7906	-19.6208	-3.1998
Base	1	13	CIM14 Max	51.7395	29.063	195.2683	32.817	60.5169	0.966
Base	1	13	CIM14 Min	30.5116	-25.0576	174.4014	-64.2712	23.3514	-0.966
Base	1	13	CIM15	23.0001	-1.9176	98.4096	-5.6686	23.4523	0

Story	Joint Label	Unique Name	Load Case/Combo	FX kN	FY kN	FZ kN	MX kN-m	MY kN-m	MZ kN-m
Base	1	13	COMB9	47.8616	-0.3694	210.6984	-15.5235	48.8025	0
Base	1	13	COMB10	51.9566	7.2554	241.2328	-24.7332	52.9781	0
Base	1	13	COMB11	47.8616	-0.3694	210.6984	-15.5235	48.8025	0
Base	1	13	DER09	47.8616	-0.3694	210.6984	-15.5235	48.8025	0
Base	1	13	DER10	51.9566	7.2554	241.2328	-24.7332	52.9781	0
Base	1	13	DER11	47.8616	-0.3694	210.6984	-15.5235	48.8025	0
Base	1	13	DERUD09	47.8616	-0.3694	210.6984	-15.5235	48.8025	0
Base	1	13	DERUD10	51.9566	7.2554	241.2328	-24.7332	52.9781	0
Base	1	13	DERUD11	47.8616	-0.3694	210.6984	-15.5235	48.8025	0
Base	2	15	D	8.6305	3.196	45.67	-15.8728	8.7032	0.0169
Base	2	15	L	0	0	0	0	0	0
Base	2	15	LR	0.1825	-0.0795	6.1862	-2.6584	0.1841	0.0003
Base	2	15	EX Max	104.8607	96.5059	44.7105	171.6005	188.8334	19.4355
Base	2	15	EY Max	0.0165	138.5017	49.0991	249.7991	0.0366	0.0038
Base	2	15	DISX Max	31.204	28.7178	13.3048	51.0641	56.1922	5.7835
Base	2	15	DISY Max	0.0049	41.2412	14.6201	74.3819	0.0109	0.0011
Base	2	15	W	0	0	0	0	0	0
Base	2	15	G	0.0929	-6.9316	15.7015	5.625	0.0957	-0.0002
Base	2	15	DERUX Max	12.0828	13.475	6.141	23.9689	21.8089	2.7287
Base	2	15	DERUY Max	0.0024	20.0825	7.1193	36.2205	0.0053	0.0005
Base	2	15	COMB1	12.0827	4.4745	63.9381	-22.2219	12.1845	0.0237
Base	2	15	COMB2	10.4478	3.7955	57.8972	-20.3765	10.5359	0.0205
Base	2	15	COMB3	10.6486	3.708	64.7021	-23.3007	10.7384	0.0209
Base	2	15	COMB4	10.4478	3.7955	57.8972	-20.3765	10.5359	0.0205
Base	2	15	COMB5 Max	41.562	44.9254	72.4948	54.3314	66.6393	5.8042
Base	2	15	COMB5 Min	-20.8489	-37.2549	37.1133	-92.426	-45.7517	-5.7636
Base	2	15	COMB6 Max	19.7227	53.6918	73.4156	70.6539	27.3124	1.7565
Base	2	15	COMB6 Min	0.9905	-46.0213	36.1925	-108.7485	-6.4247	-1.7159
Base	2	15	COMB7 Max	17.1335	52.733	59.7146	75.4157	24.7015	1.7514
Base	2	15	COMB7 Min	-1.5987	-46.9802	22.4915	-103.9866	-9.0357	-1.721
Base	2	15	COMB8 Max	38.9729	43.9666	58.7938	59.0932	64.0284	5.7991
Base	2	15	COMB8 Min	-23.438	-38.2137	23.4123	-87.6642	-48.3626	-5.7687
Base	2	15	ENVE Max	41.562	53.6918	73.4156	75.4157	66.6393	5.8042
Base	2	15	ENVE Min	-23.438	-46.9802	22.4915	-108.7485	-48.3626	-5.7687
Base	2	15	CIM01	8.6305	3.196	45.67	-15.8728	8.7032	0.0169
Base	2	15	CIM02	8.6305	3.196	45.67	-15.8728	8.7032	0.0169
Base	2	15	CIM03	8.813	3.1165	51.8563	-18.5311	8.8873	0.0173
Base	2	15	CIM04	8.7674	3.1364	50.3097	-17.8665	8.8413	0.0172
Base	2	15	CIM05 Max	30.4743	31.9592	58.0536	35.4923	48.04	4.0656
Base	2	15	CIM05 Min	-13.2133	-25.5671	33.2865	-67.2378	-30.6336	-4.0318
Base	2	15	CIM06 Max	15.1868	38.0956	58.6981	46.9181	20.5112	1.2322
Base	2	15	CIM06 Min	2.0742	-31.7036	32.642	-78.6636	-3.1048	-1.1984
Base	2	15	CIM07 Max	25.3063	24.9554	59.7005	21.0986	38.6249	3.0826
Base	2	15	CIM07 Min	-7.7715	-18.6826	40.919	-56.8316	-20.9424	-3.0483
Base	2	15	CIM08 Max	13.7626	29.5891	60.1871	29.7262	17.8378	0.9431
Base	2	15	CIM08 Min	3.7721	-23.3163	40.4323	-65.4592	-0.1553	-0.9088
Base	2	15	DER01	12.0827	4.4745	63.9381	-22.2219	12.1845	0.0237
Base	2	15	DER02	10.4478	3.7955	57.8972	-20.3765	10.5359	0.0205
Base	2	15	DER03	10.6486	3.708	64.7021	-23.3007	10.7384	0.0209
Base	2	15	DER04	10.4478	3.7955	57.8972	-20.3765	10.5359	0.0205
Base	2	15	DER05 Max	115.2222	141.8917	114.2443	227.4929	199.2882	19.457
Base	2	15	DER05 Min	-94.5091	-134.2212	-4.6362	-265.5875	-178.4006	-19.4164
Base	2	15	DER06 Max	41.8313	171.2887	117.3163	282.2319	67.1305	5.8547
Base	2	15	DER06 Min	-21.1181	-163.6182	-7.7082	-320.3265	-46.2428	-5.8141
Base	2	15	DER07 Max	112.6331	140.9328	100.5433	232.2547	196.6773	19.4519
Base	2	15	DER07 Min	-97.0982	-135.18	-18.3372	-260.8257	-181.0115	-19.4214
Base	2	15	DER08 Max	39.2421	170.3299	103.6153	286.9937	64.5195	5.8497
Base	2	15	DER08 Min	-23.7072	-164.5771	-21.4092	-315.5647	-48.8538	-5.8192
Base	2	15	DERUD01	12.0827	4.4745	63.9381	-22.2219	12.1845	0.0237
Base	2	15	DERUD02	10.4478	3.7955	57.8972	-20.3765	10.5359	0.0205

Story	Joint Label	Unique Name	Load Case/Combo	FX kN	FY kN	FZ kN	MX kN-m	MY kN-m	MZ kN-m
Base	2	15	DERUD03	10.6486	3.708	64.7021	-23.3007	10.7384	0.0209
Base	2	15	DERUD04	10.4478	3.7955	57.8972	-20.3765	10.5359	0.0205
Base	2	15	DERUD05 Max	22.4394	17.3103	60.945	4.9216	32.2527	2.749
Base	2	15	DERUD05 Min	-1.7263	-9.6398	48.6631	-43.0162	-11.365	-2.7084
Base	2	15	DERUD06 Max	10.359	23.9178	61.9233	17.1731	10.4491	0.0208
Base	2	15	DERUD06 Min	10.3542	-16.2473	47.6848	-55.2678	10.4385	0.0198
Base	2	15	DERUD07 Max	19.8503	16.3515	47.244	9.6834	29.6418	2.744
Base	2	15	DERUD07 Min	-4.3154	-10.5986	34.9621	-38.2544	-13.976	-2.7135
Base	2	15	DERUD08 Max	7.7698	22.959	48.2223	21.935	7.8382	0.0158
Base	2	15	DERUD08 Min	7.7651	-17.2061	33.9838	-50.5059	7.8276	0.0147
Base	2	15	CIM09 Max	27.0221	30.6807	39.7856	41.8414	44.5588	4.0589
Base	2	15	CIM09 Min	-16.6655	-26.8455	15.0185	-60.8887	-34.1149	-4.0386
Base	2	15	CIM10 Max	11.7346	36.8172	40.4301	53.2672	17.0299	1.2255
Base	2	15	CIM10 Min	-1.378	-32.982	14.374	-72.3145	-6.5861	-1.2052
Base	2	15	CIM11	8.7234	-3.7356	61.3715	-10.2478	8.7989	0.0167
Base	2	15	CIM12	8.7002	-2.0027	57.4462	-11.654	8.775	0.0168
Base	2	15	CIM13 Max	25.2391	19.8163	66.8369	27.3111	38.5586	3.0822
Base	2	15	CIM13 Min	-7.8387	-23.8217	48.0554	-50.6191	-21.0086	-3.0487
Base	2	15	CIM14 Max	13.6954	24.45	67.3236	35.9387	17.7715	0.9427
Base	2	15	CIM14 Min	3.7049	-28.4554	47.5687	-59.2467	-0.2216	-0.9092
Base	2	15	CIM15	5.1783	1.9176	27.402	-9.5237	5.2219	0.0102
Base	2	15	COMB9	10.403	0.3694	62.6548	-16.2348	10.4917	0.0202
Base	2	15	COMB10	10.5052	-7.2554	79.9264	-10.0473	10.597	0.02
Base	2	15	COMB11	10.403	0.3694	62.6548	-16.2348	10.4917	0.0202
Base	2	15	DER09	10.403	0.3694	62.6548	-16.2348	10.4917	0.0202
Base	2	15	DER10	10.5052	-7.2554	79.9264	-10.0473	10.597	0.02
Base	2	15	DER11	10.403	0.3694	62.6548	-16.2348	10.4917	0.0202
Base	2	15	DERUD09	10.403	0.3694	62.6548	-16.2348	10.4917	0.0202
Base	2	15	DERUD10	10.5052	-7.2554	79.9264	-10.0473	10.597	0.02
Base	2	15	DERUD11	10.403	0.3694	62.6548	-16.2348	10.4917	0.0202
Base	3	16	D	-38.3335	-3.196	164.016	-9.4477	-39.0871	0
Base	3	16	L	0	0	0	0	0	0
Base	3	16	LR	-7.4458	0.0795	30.3038	-2.8244	-7.5922	0
Base	3	16	EX Max	222.9219	107.4964	56.3895	184.236	390.2915	20.2885
Base	3	16	EY Max	0.0009	139.036	49.0991	252.0159	0.0009	0
Base	3	16	DISX Max	66.3361	31.9883	16.7801	54.8242	116.1412	6.0374
Base	3	16	DISY Max	0.0003	41.4003	14.6201	75.042	0.0003	0
Base	3	16	W	0	0	0	0	0	0
Base	3	16	G	-3.7228	6.9316	27.7585	-8.3725	-3.796	0
Base	3	16	DERUX Max	32.0398	15.0959	7.8144	25.8194	56.0741	2.8343
Base	3	16	DERUY Max	0.0001	20.16	7.1193	36.5419	0.0001	0
Base	3	16	COMB1	-53.6668	-4.4745	229.6223	-13.2268	-54.722	0
Base	3	16	COMB2	-49.723	-3.7955	211.971	-12.7495	-50.7006	0
Base	3	16	COMB3	-57.9134	-3.708	245.3051	-15.8564	-59.052	0
Base	3	16	COMB4	-49.723	-3.7955	211.971	-12.7495	-50.7006	0
Base	3	16	COMB5 Max	20.336	40.5732	217.9853	65.9995	69.2368	6.0374
Base	3	16	COMB5 Min	-112.3364	-48.2436	175.653	-88.674	-163.0459	-6.0374
Base	3	16	COMB6 Max	-26.099	47.1616	216.4733	80.152	-12.0619	1.8112
Base	3	16	COMB6 Min	-65.9013	-54.8321	177.165	-102.8266	-81.7472	-1.8112
Base	3	16	COMB7 Max	-14.599	48.1204	167.2685	82.9863	-0.3358	1.8112
Base	3	16	COMB7 Min	-54.4012	-53.8733	127.9602	-99.9922	-70.0211	-1.8112
Base	3	16	COMB8 Max	31.8361	41.532	168.7805	68.8338	80.9629	6.0374
Base	3	16	COMB8 Min	-100.8363	-47.2848	126.4482	-85.8397	-151.3197	-6.0374
Base	3	16	ENVE Max	31.8361	48.1204	245.3051	82.9863	80.9629	6.0374
Base	3	16	ENVE Min	-112.3364	-54.8321	126.4482	-102.8266	-163.0459	-6.0374
Base	3	16	CIM01	-38.3335	-3.196	164.016	-9.4477	-39.0871	0
Base	3	16	CIM02	-38.3335	-3.196	164.016	-9.4477	-39.0871	0
Base	3	16	CIM03	-45.7792	-3.1165	194.3197	-12.2722	-46.6793	0
Base	3	16	CIM04	-43.9178	-3.1364	186.7438	-11.5661	-44.7813	0
Base	3	16	CIM05 Max	8.1019	27.8898	178.8323	44.688	42.2118	4.2261

Story	Joint Label	Unique Name	Load Case/Combo	FX kN	FY kN	FZ kN	MX kN-m	MY kN-m	MZ kN-m
Base	3	16	CIM05 Min	-84.7688	-34.2819	149.1996	-63.5835	-120.386	-4.2261
Base	3	16	CIM06 Max	-24.4027	32.5017	177.7739	54.5947	-14.6973	1.2678
Base	3	16	CIM06 Min	-52.2642	-38.8938	150.2581	-73.4902	-63.477	-1.2678
Base	3	16	CIM07 Max	-8.7596	20.4415	197.9765	29.4975	16.7736	3.1998
Base	3	16	CIM07 Min	-79.076	-26.7142	175.5111	-52.6296	-106.3361	-3.1998
Base	3	16	CIM08 Max	-33.3039	23.9239	197.1772	36.9781	-26.1985	0.966
Base	3	16	CIM08 Min	-54.5317	-30.1967	176.3103	-60.1102	-63.364	-0.966
Base	3	16	DER01	-53.6668	-4.4745	229.6223	-13.2268	-54.722	0
Base	3	16	DER02	-49.723	-3.7955	211.971	-12.7495	-50.7006	0
Base	3	16	DER03	-57.9134	-3.708	245.3051	-15.8564	-59.052	0
Base	3	16	DER04	-49.723	-3.7955	211.971	-12.7495	-50.7006	0
Base	3	16	DER05 Max	176.922	145.3719	267.9384	248.5035	343.3872	20.2885
Base	3	16	DER05 Min	-268.9223	-153.0424	125.6999	-271.1781	-437.1963	-20.2885
Base	3	16	DER06 Max	20.8773	167.4497	262.8351	295.9494	70.1838	6.0865
Base	3	16	DER06 Min	-112.8777	-175.1202	130.8032	-318.624	-163.9929	-6.0865
Base	3	16	DER07 Max	188.4221	146.3307	218.7336	251.3378	355.1133	20.2885
Base	3	16	DER07 Min	-257.4223	-152.0836	76.4951	-268.3438	-425.4702	-20.2885
Base	3	16	DER08 Max	32.3774	168.4085	213.6303	298.7837	81.91	6.0865
Base	3	16	DER08 Min	-101.3776	-174.1614	81.5984	-315.7896	-152.2668	-6.0865
Base	3	16	DERUD01	-53.6668	-4.4745	229.6223	-13.2268	-54.722	0
Base	3	16	DERUD02	-49.723	-3.7955	211.971	-12.7495	-50.7006	0
Base	3	16	DERUD03	-57.9134	-3.708	245.3051	-15.8564	-59.052	0
Base	3	16	DERUD04	-49.723	-3.7955	211.971	-12.7495	-50.7006	0
Base	3	16	DERUD05 Max	-13.9603	11.2607	204.6335	14.4821	9.1696	2.8343
Base	3	16	DERUD05 Min	-78.04	-18.9312	189.0048	-37.1567	-102.9787	-2.8343
Base	3	16	DERUD06 Max	-46	16.3247	203.9384	25.2046	-46.9044	0
Base	3	16	DERUD06 Min	-46.0003	-23.9952	189.6999	-47.8792	-46.9047	0
Base	3	16	DERUD07 Max	-2.4603	12.2195	155.4287	17.3164	20.8957	2.8343
Base	3	16	DERUD07 Min	-66.5399	-17.9724	139.8	-34.3223	-91.2525	-2.8343
Base	3	16	DERUD08 Max	-34.5	17.2836	154.7336	28.0389	-35.1783	0
Base	3	16	DERUD08 Min	-34.5003	-23.0364	140.4951	-45.0449	-35.1786	0
Base	3	16	CIM09 Max	23.4353	29.1683	113.2259	48.4671	57.8466	4.2261
Base	3	16	CIM09 Min	-69.4354	-33.0035	83.5933	-59.8044	-104.7512	-4.2261
Base	3	16	CIM10 Max	-9.0693	33.7802	112.1675	58.3738	0.9376	1.2678
Base	3	16	CIM10 Min	-36.9309	-37.6154	84.6517	-69.7111	-47.8421	-1.2678
Base	3	16	CIM11	-42.0563	3.7356	191.7745	-17.8202	-42.8831	0
Base	3	16	CIM12	-41.1256	2.0027	184.8348	-15.7271	-41.9341	0
Base	3	16	CIM13 Max	-5.9674	25.5805	196.0675	25.3364	19.6208	3.1998
Base	3	16	CIM13 Min	-76.2837	-21.5752	173.6022	-56.7906	-103.489	-3.1998
Base	3	16	CIM14 Max	-30.5116	29.063	195.2683	32.817	-23.3514	0.966
Base	3	16	CIM14 Min	-51.7395	-25.0576	174.4014	-64.2712	-60.5169	-0.966
Base	3	16	CIM15	-23.0001	-1.9176	98.4096	-5.6686	-23.4523	0
Base	3	16	COMB9	-47.8616	-0.3694	210.6984	-15.5235	-48.8025	0
Base	3	16	COMB10	-51.9566	7.2554	241.2328	-24.7332	-52.9781	0
Base	3	16	COMB11	-47.8616	-0.3694	210.6984	-15.5235	-48.8025	0
Base	3	16	DER09	-47.8616	-0.3694	210.6984	-15.5235	-48.8025	0
Base	3	16	DER10	-51.9566	7.2554	241.2328	-24.7332	-52.9781	0
Base	3	16	DER11	-47.8616	-0.3694	210.6984	-15.5235	-48.8025	0
Base	3	16	DERUD09	-47.8616	-0.3694	210.6984	-15.5235	-48.8025	0
Base	3	16	DERUD10	-51.9566	7.2554	241.2328	-24.7332	-52.9781	0
Base	3	16	DERUD11	-47.8616	-0.3694	210.6984	-15.5235	-48.8025	0
Base	4	18	D	-8.6305	3.196	45.67	-15.8728	-8.7032	-0.0169
Base	4	18	L	0	0	0	0	0	0
Base	4	18	LR	-0.1825	-0.0795	6.1862	-2.6584	-0.1841	-0.0003
Base	4	18	EX Max	104.8607	96.5059	44.7105	171.6005	188.8334	19.4355
Base	4	18	EY Max	0.0165	138.5017	49.0991	249.7991	0.0366	0.0038
Base	4	18	DISX Max	31.204	28.7178	13.3048	51.0641	56.1922	5.7835
Base	4	18	DISY Max	0.0049	41.2412	14.6201	74.3819	0.0109	0.0011
Base	4	18	W	0	0	0	0	0	0
Base	4	18	G	-0.0929	-6.9316	15.7015	5.625	-0.0957	0.0002

Story	Joint Label	Unique Name	Load Case/Combo	FX kN	FY kN	FZ kN	MX kN-m	MY kN-m	MZ kN-m
Base	4	18	DERUX Max	12.0828	13.475	6.141	23.9689	21.8089	2.7287
Base	4	18	DERUY Max	0.0024	20.0825	7.1193	36.2205	0.0053	0.0005
Base	4	18	COMB1	-12.0827	4.4745	63.9381	-22.2219	-12.1845	-0.0237
Base	4	18	COMB2	-10.4478	3.7955	57.8972	-20.3765	-10.5359	-0.0205
Base	4	18	COMB3	-10.6486	3.708	64.7021	-23.3007	-10.7384	-0.0209
Base	4	18	COMB4	-10.4478	3.7955	57.8972	-20.3765	-10.5359	-0.0205
Base	4	18	COMB5 Max	20.8489	44.9254	72.4948	54.3314	45.7517	5.7636
Base	4	18	COMB5 Min	-41.562	-37.2549	37.1133	-92.426	-66.6393	-5.8042
Base	4	18	COMB6 Max	-0.9905	53.6918	73.4156	70.6539	6.4247	1.7159
Base	4	18	COMB6 Min	-19.7227	-46.0213	36.1925	-108.7485	-27.3124	-1.7565
Base	4	18	COMB7 Max	1.5987	52.733	59.7146	75.4157	9.0357	1.721
Base	4	18	COMB7 Min	-17.1335	-46.9802	22.4915	-103.9866	-24.7015	-1.7514
Base	4	18	COMB8 Max	23.438	43.9666	58.7938	59.0932	48.3626	5.7687
Base	4	18	COMB8 Min	-38.9729	-38.2137	23.4123	-87.6642	-64.0284	-5.7991
Base	4	18	ENVE Max	23.438	53.6918	73.4156	75.4157	48.3626	5.7687
Base	4	18	ENVE Min	-41.562	-46.9802	22.4915	-108.7485	-66.6393	-5.8042
Base	4	18	CIM01	-8.6305	3.196	45.67	-15.8728	-8.7032	-0.0169
Base	4	18	CIM02	-8.6305	3.196	45.67	-15.8728	-8.7032	-0.0169
Base	4	18	CIM03	-8.813	3.1165	51.8563	-18.5311	-8.8873	-0.0173
Base	4	18	CIM04	-8.7674	3.1364	50.3097	-17.8665	-8.8413	-0.0172
Base	4	18	CIM05 Max	13.2133	31.9592	58.0536	35.4923	30.6336	4.0318
Base	4	18	CIM05 Min	-30.4743	-25.5671	33.2865	-67.2378	-48.04	-4.0656
Base	4	18	CIM06 Max	-2.0742	38.0956	58.6981	46.9181	3.1048	1.1984
Base	4	18	CIM06 Min	-15.1868	-31.7036	32.642	-78.6636	-20.5112	-1.2322
Base	4	18	CIM07 Max	7.7715	24.9554	59.7005	21.0986	20.9424	3.0483
Base	4	18	CIM07 Min	-25.3063	-18.6826	40.919	-56.8316	-38.6249	-3.0826
Base	4	18	CIM08 Max	-3.7721	29.5891	60.1871	29.7262	0.1553	0.9088
Base	4	18	CIM08 Min	-13.7626	-23.3163	40.4323	-65.4592	-17.8378	-0.9431
Base	4	18	DER01	-12.0827	4.4745	63.9381	-22.2219	-12.1845	-0.0237
Base	4	18	DER02	-10.4478	3.7955	57.8972	-20.3765	-10.5359	-0.0205
Base	4	18	DER03	-10.6486	3.708	64.7021	-23.3007	-10.7384	-0.0209
Base	4	18	DER04	-10.4478	3.7955	57.8972	-20.3765	-10.5359	-0.0205
Base	4	18	DER05 Max	94.5091	141.8917	114.2443	227.4929	178.4006	19.4164
Base	4	18	DER05 Min	-115.2222	-134.2212	-4.6362	-265.5875	-199.2882	-19.457
Base	4	18	DER06 Max	21.1181	171.2887	117.3163	282.2319	46.2428	5.8141
Base	4	18	DER06 Min	-41.8313	-163.6182	-7.7082	-320.3265	-67.1305	-5.8547
Base	4	18	DER07 Max	97.0982	140.9328	100.5433	232.2547	181.0115	19.4214
Base	4	18	DER07 Min	-112.6331	-135.18	-18.3372	-260.8257	-196.6773	-19.4519
Base	4	18	DER08 Max	23.7072	170.3299	103.6153	286.9937	48.8538	5.8192
Base	4	18	DER08 Min	-39.2421	-164.5771	-21.4092	-315.5647	-64.5195	-5.8497
Base	4	18	DERUD01	-12.0827	4.4745	63.9381	-22.2219	-12.1845	-0.0237
Base	4	18	DERUD02	-10.4478	3.7955	57.8972	-20.3765	-10.5359	-0.0205
Base	4	18	DERUD03	-10.6486	3.708	64.7021	-23.3007	-10.7384	-0.0209
Base	4	18	DERUD04	-10.4478	3.7955	57.8972	-20.3765	-10.5359	-0.0205
Base	4	18	DERUD05 Max	1.7263	17.3103	60.945	4.9216	11.365	2.7084
Base	4	18	DERUD05 Min	-22.4394	-9.6398	48.6631	-43.0162	-32.2527	-2.749
Base	4	18	DERUD06 Max	-10.3542	23.9178	61.9233	17.1731	-10.4385	-0.0198
Base	4	18	DERUD06 Min	-10.359	-16.2473	47.6848	-55.2678	-10.4491	-0.0208
Base	4	18	DERUD07 Max	4.3154	16.3515	47.244	9.6834	13.976	2.7135
Base	4	18	DERUD07 Min	-19.8503	-10.5986	34.9621	-38.2544	-29.6418	-2.744
Base	4	18	DERUD08 Max	-7.7651	22.959	48.2223	21.935	-7.8276	-0.0147
Base	4	18	DERUD08 Min	-7.7698	-17.2061	33.9838	-50.5059	-7.8382	-0.0158
Base	4	18	CIM09 Max	16.6655	30.6807	39.7856	41.8414	34.1149	4.0386
Base	4	18	CIM09 Min	-27.0221	-26.8455	15.0185	-60.8887	-44.5588	-4.0589
Base	4	18	CIM10 Max	1.378	36.8172	40.4301	53.2672	6.5861	1.2052
Base	4	18	CIM10 Min	-11.7346	-32.982	14.374	-72.3145	-17.0299	-1.2255
Base	4	18	CIM11	-8.7234	-3.7356	61.3715	-10.2478	-8.7989	-0.0167
Base	4	18	CIM12	-8.7002	-2.0027	57.4462	-11.654	-8.775	-0.0168
Base	4	18	CIM13 Max	7.8387	19.8163	66.8369	27.3111	21.0086	3.0487
Base	4	18	CIM13 Min	-25.2391	-23.8217	48.0554	-50.6191	-38.5586	-3.0822

Story	Joint Label	Unique Name	Load Case/Combo	FX kN	FY kN	FZ kN	MX kN-m	MY kN-m	MZ kN-m
Base	4	18	CIM14 Max	-3.7049	24.45	67.3236	35.9387	0.2216	0.9092
Base	4	18	CIM14 Min	-13.6954	-28.4554	47.5687	-59.2467	-17.7715	-0.9427
Base	4	18	CIM15	-5.1783	1.9176	27.402	-9.5237	-5.2219	-0.0102
Base	4	18	COMB9	-10.403	0.3694	62.6548	-16.2348	-10.4917	-0.0202
Base	4	18	COMB10	-10.5052	-7.2554	79.9264	-10.0473	-10.597	-0.02
Base	4	18	COMB11	-10.403	0.3694	62.6548	-16.2348	-10.4917	-0.0202
Base	4	18	DER09	-10.403	0.3694	62.6548	-16.2348	-10.4917	-0.0202
Base	4	18	DER10	-10.5052	-7.2554	79.9264	-10.0473	-10.597	-0.02
Base	4	18	DER11	-10.403	0.3694	62.6548	-16.2348	-10.4917	-0.0202
Base	4	18	DERUD09	-10.403	0.3694	62.6548	-16.2348	-10.4917	-0.0202
Base	4	18	DERUD10	-10.5052	-7.2554	79.9264	-10.0473	-10.597	-0.02
Base	4	18	DERUD11	-10.403	0.3694	62.6548	-16.2348	-10.4917	-0.0202

5.4 Modal Results

Table 5.8 - Modal Periods and Frequencies

Case	Mode	Period sec	Frequency cyc/sec	Circular Frequency rad/sec	Eigenvalue rad^2/sec^2
Modal	1	0.222	4.497	28.2542	798.2973
Modal	2	0.188	5.328	33.4762	1120.6566
Modal	3	0.148	6.749	42.4074	1798.3852
Modal	4	0.051	19.421	122.0265	14890.4689
Modal	5	0.019	52.712	331.1984	109692.3484
Modal	6	0.018	55.39	348.0256	121121.7847
Modal	7	0.015	65.959	414.4325	171754.2665

Table 5.9 - Modal Participating Mass Ratios (Part 1 of 2)

Case	Mode	Period sec	UX	UY	UZ	Sum UX	Sum UY	Sum UZ
Modal	1	0.222	0.655	0	0	0.655	0	0
Modal	2	0.188	0	1	0	0.655	1	0
Modal	3	0.148	0.3441	0	0	0.9992	1	0
Modal	4	0.051	0.0008	0	0	1	1	0
Modal	5	0.019	0	0	0	1	1	0
Modal	6	0.018	0	2.765E-05	0	1	1	0
Modal	7	0.015	0	0	0	1	1	0

Table 5.9 - Modal Participating Mass Ratios (Part 2 of 2)

Case	Mode	RX	RY	RZ	Sum RX	Sum RY	Sum RZ
Modal	1	0	0.655	0.3701	0	0.655	0.3701
Modal	2	1	0	0	1	0.655	0.3701
Modal	3	0	0.3441	0.629	1	0.9992	0.9991
Modal	4	0	0.0008	0.0009	1	1	1
Modal	5	0	0	2.07E-05	1	1	1
Modal	6	2.765E-05	0	0	1	1	1
Modal	7	0	0	0	1	1	1

Table 5.10 - Modal Load Participation Ratios

Case	Item Type	Item	Static %	Dynamic %
Modal	Acceleration	UX	100	100
Modal	Acceleration	UY	100	100
Modal	Acceleration	UZ	0	0

Table 5.11 - Modal Direction Factors

Case	Mode	Period sec	UX	UY	UZ	RZ
Modal	1	0.222	0.664	0	0	0.336
Modal	2	0.188	0	1	0	0
Modal	3	0.148	0.346	0	0	0.654

Case	Mode	Period sec	UX	UY	UZ	RZ
Modal	4	0.051	0.015	0	0	0.985
Modal	5	0.019	0	0	0	1
Modal	6	0.018	0	1	0	0
Modal	7	0.015	0	1	0	0

6 Design Data

This chapter provides design data and results.

6.1 Concrete Frame Design

Table 6.1 - Concrete Frame Preferences - ACI 318-08

Item	Value
Multi-Response Design	Step-by-Step
Seismic Design Category	D
# Interaction Curves	24
# Interaction Points	11
Minimum Eccentricity	Yes
Phi (Tension)	0.9
Phi (Compression Tied)	0.65
Phi (Compression Spiral)	0.7
Phi (Shear and Torsion)	0.85
Phi (Shear Seismic)	0.6
Phi (Shear Joint)	0.85
Pattern Live Load Factor	0.75
D/C Ratio Limit	0.95

Table 6.2 - Concrete Column Overwrites - ACI 318-08 (Part 1 of 2)

Story	Label	Unique Name	Design Type	Design Section	LLRF	LMajor	LMinor	KMajor	KMinor	CmMajor	CmMinor
N1	C1	7	Column	Program Determined	0.880968	0.846154	0.846154	1	1	1	1
N1	C2	8	Column	Program Determined	0.984793	0.846154	0.846154	1	1	1	1
N1	C3	9	Column	Program Determined	0.880968	0.846154	0.846154	1	1	1	1
N1	C4	10	Column	Program Determined	0.984793	0.846154	0.846154	1	1	1	1

Table 6.2 - Concrete Column Overwrites - ACI 318-08 (Part 2 of 2)

Story	Label	Unique Name	DnsMajor	DnsMinor	DsMajor	DsMinor
N1	C1	7	1	1	1	1
N1	C2	8	1	1	1	1
N1	C3	9	1	1	1	1
N1	C4	10	1	1	1	1

Table 6.3 - Concrete Beam Overwrites - ACI 318-08

Story	Label	Unique Name	Design Type	Design Section	LLRF	LMajor	LMinor
N1	B1	13	Beam	Program Determined	0.830494	0.95122	0.95122
N1	B2	14	Beam	Program Determined	0.830494	0.95122	0.95122
N1	B4	16	Beam	Program Determined	1	0.95122	0.95122
N1	B6	18	Beam	Program Determined	1	0.95122	0.95122
N1	B8	2	Beam	Program Determined	1	0.916667	0.916667
N1	B15	22	Beam	Program Determined	1	1	1
N1	B17	4	Beam	Program Determined	1	0.916667	0.916667

ETABS® 2016

Integrated Building Design Software

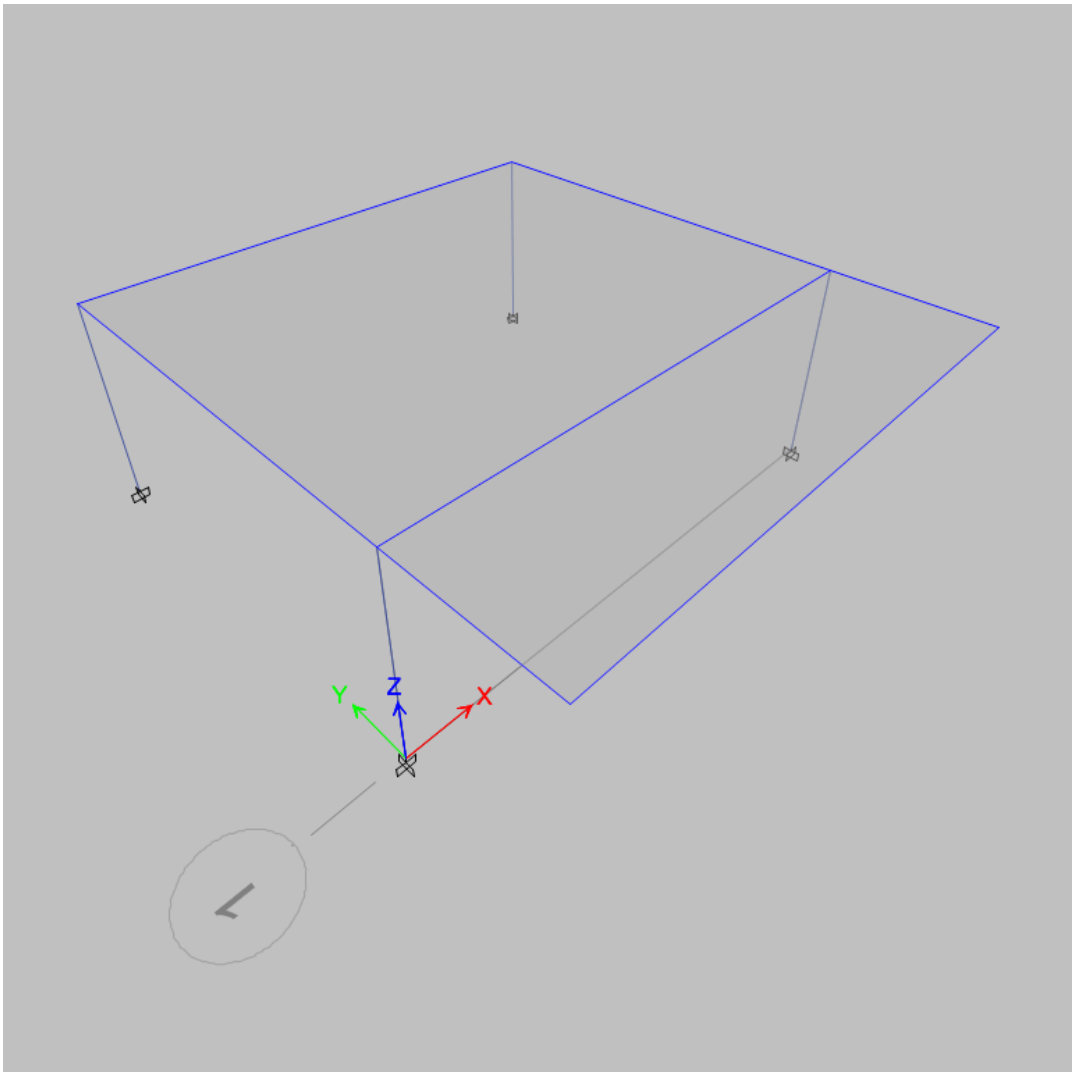

Project Report

Model File: 004 2017 M4ACD DES Project Report, Revision 0
04/04/2017

Table of Contents

1. Structure Data 4
   - 1.1 Story Data 4
   - 1.2 Grid Data 4
   - 1.3 Point Coordinates 4
   - 1.4 Line Connectivity 4
   - 1.5 Area Connectivity 5
   - 1.6 Mass 5
   - 1.7 Groups 6
2. Properties 7
   - 2.1 Materials 7
   - 2.2 Frame Sections 7
   - 2.3 Shell Sections 7
   - 2.4 Reinforcement Sizes 7
   - 2.5 Tendon Sections 7
3. Assignments 8
   - 3.1 Joint Assignments 8
4. Loads 9
   - 4.1 Load Patterns 9
   - 4.2 Applied Loads 9
     - 4.2.1 Line Loads 9
     - 4.2.2 Area Loads 9
   - 4.3 Functions 9
     - 4.3.1 Response Spectrum Functions 9
   - 4.4 Load Cases 26
   - 4.5 Load Combinations 26
5. Analysis Results 30
   - 5.1 Structure Results 30
   - 5.2 Story Results 33
   - 5.3 Point Results 44
   - 5.4 Modal Results 51

List of Tables

Table 1.1 Story Data 4
Table 1.2 Grid Systems 4
Table 1.3 Grid Lines 4
Table 1.4 Joint Coordinates Data 4
Table 1.5 Column Connectivity Data 4
Table 1.6 Beam Connectivity Data 4
Table 1.7 Floor Connectivity Data 5
Table 1.8 Mass Source 5
Table 1.9 Centers of Mass and Rigidity 5
Table 1.10 Mass Summary by Diaphragm 5
Table 1.11 Mass Summary by Story 5
Table 1.12 Group Definitions 6
Table 2.1 Material Properties - Summary 7
Table 2.2 Frame Sections - Summary 7
Table 2.3 Shell Sections - Summary 7
Table 2.4 Reinforcing Bar Sizes 7
Table 2.5 Tendon Section Properties 7
Table 3.1 Joint Assignments - Summary 8
Table 4.1 Load Patterns 9
Table 4.2 Frame Loads - Distributed 9
Table 4.3 Shell Loads - Uniform 9
Table 4.4 Response Spectrum Function - User 10
Table 4.5 Load Cases - Summary 26
Table 4.6 Load Combinations 26
Table 5.1 Base Reactions 30
Table 5.2 Centers of Mass and Rigidity 31
Table 5.3 Diaphragm Center of Mass Displacements 31
Table 5.4 Story Max/Avg Displacements 33
Table 5.5 Story Drifts 36
Table 5.6 Story Max/Avg Drifts 38
Table 5.7 Story Forces 41
Table 5.8 Joint Reactions 44
Table 5.9 Modal Periods and Frequencies 51
Table 5.10 Modal Participating Mass Ratios 51
Table 5.11 Modal Load Participation Ratios 51
Table 5.12 Modal Direction Factors 52

1 Structure Data

This chapter provides model geometry information, including items such as story levels, point coordinates, and element connectivity.

1.1 Story Data

Table 1.1 - Story Data

Name	Height mm	Elevation mm	Master Story	Similar To	Splice Story
N1	3250	3250	Yes	None	No
Base	0	0	No	None	No

1.2 Grid Data

Table 1.2 - Grid Systems

Name	Type	Story Range	X Origin m	Y Origin m	Rotation deg	Bubble Size mm	Color
G1	Cartesian	Default	0	0	0	1250	Gray

Table 1.3 - Grid Lines

Grid System	Grid Direction	Grid ID	Visible	Bubble Location	Ordinate m
G1	X	A	Yes	End	0
G1	X	B	Yes	End	8.2
G1	Y	1	Yes	Start	0
G1	Y	2	Yes	Start	6.7

1.3 Point Coordinates

Table 1.4 - Joint Coordinates Data

Label	X mm	Y mm	ΔZ Below mm
1	0	0	0
2	0	6700	0
3	8200	0	0
4	8200	6700	0
10	0	-2400	0
9	8200	-2400	0

1.4 Line Connectivity

Table 1.5 - Column Connectivity Data

Column	I-End Point	J-End Point	I-End Story
C1	1	1	Below
C2	2	2	Below
C3	3	3	Below
C4	4	4	Below

Table 1.6 - Beam Connectivity Data

Beam	I-End Point	J-End Point	Curve Type
B1	1	2	None
B2	3	4	None
B4	1	3	None
B6	2	4	None
B8	10	1	None
B15	10	9	None
B17	9	3	None

1.5 Area Connectivity

Table 1.7 - Floor Connectivity Data

Floor	Number of Edges	Edge Number	Point 1	Point 2	Curve Type
F1	4	1	9	3	None
		2	3	1	None
		3	1	10	None
		4	10	9	None
F5	4	1	3	4	None
		2	4	2	None
		3	2	1	None
		4	1	3	None

1.6 Mass

Table 1.8 - Mass Source

Name	Include Elements	Include Added Mass	Include Loads	Include Lateral	Include Vertical	Lump at Stories	IsDefault	Load Pattern	Multiplier
MsSrc1	No	No	Yes	Yes	No	Yes	Yes	D	1
MsSrc1	No	No	Yes	Yes	No	Yes	Yes	L	0.3

Table 1.9 - Centers of Mass and Rigidity

Story	Diaphragm	Mass X kg	Mass Y kg	XCM m	YCM m	Cumulative X kg	Cumulative Y kg	XCCM m	YCCM m	XCR m	YCR m
N1	D1	30207.67	30207.67	4.1	-0.8161	30207.67	30207.67	4.1	-0.8161	4.1	2.7697

Table 1.10 - Mass Summary by Diaphragm

Story	Diaphragm	Mass X kg	Mass Y kg	Mass Moment of Inertia ton-m^2	X Mass Center m	Y Mass Center m
N1	D1	30207.67	30207.67	546.8375	4.1	-0.8161

Table 1.11 - Mass Summary by Story

Story	UX kg	UY kg	UZ kg
N1	39753.09	39753.09	0
Base	2498.55	2498.55	0

1.7 Groups

Table 1.12 - Group Definitions

Name	Color
All	Yellow

2 Properties

This chapter provides property information for materials, frame sections, shell sections, and links.

2.1 Materials

Table 2.1 - Material Properties - Summary

Name	Type	E MPa	ν	Unit Weight kN/m³	Design Strengths
A416Gr270	Tendon	196500.6	0	76.9729	Fy=1689.91 MPa, Fu=1861.58 MPa
A615Gr60	Rebar	199947.98	0.3	76.9729	Fy=413.69 MPa, Fu=620.53 MPa
CONC00	Concrete	25267.13	0.2	0	Fc=28 MPa
CONC21	Concrete	21538	0.2	23.56	Fc=21 MPa
RMAT	Rebar	199947.98	0.3	76.9729	Fy=420 MPa, Fu=630 MPa

2.2 Frame Sections

Table 2.2 - Frame Sections - Summary

Name	Material	Shape
C40X40	CONC21	Concrete Rectangular
V30X50	CONC21	Concrete Rectangular
VB20X50	CONC21	Concrete Rectangular

2.3 Shell Sections

Table 2.3 - Shell Sections - Summary

Name	Design Type	Element Type	Material	Total Thickness mm
CUB	Slab	Membrane		5
LOSA	Slab	Membrane		5

2.4 Reinforcement Sizes

Table 2.4 - Reinforcing Bar Sizes

Name	Diameter mm	Area cm²
#2	6.4	0.3226
#3	9.5	1
#5	15.9	2
#6	19.1	3
#8	25.4	5
#9	28.7	6
15M	16	2

2.5 Tendon Sections

Table 2.5 - Tendon Section Properties

Name	Material	StrandArea cm²	Color
Tendon1	A416Gr270	1	Yellow

3 Assignments

This chapter provides a listing of the assignments applied to the model.

3.1 Joint Assignments

Table 3.1 - Joint Assignments - Summary

Story	Label	Unique Name	Diaphragm	Restraints
N1	1	2	D1	
N1	2	14	Disconnected	
N1	3	6	D1	
N1	4	17	Disconnected	
Base	1	13	Disconnected	UX; UY; UZ; RX; RY; RZ
Base	2	15	Disconnected	UX; UY; UZ; RX; RY; RZ
Base	3	16	Disconnected	UX; UY; UZ; RX; RY; RZ
Base	4	18	Disconnected	UX; UY; UZ; RX; RY; RZ

4 Loads

This chapter provides loading information as applied to the model.

4.1 Load Patterns

Table 4.1 - Load Patterns

Name	Type	Self Weight Multiplier	Auto Load
D	Dead	1	
L	Live	0	
LR	Live	0	
W	Wind	0	None
G	Snow	0	

4.2 Applied Loads

4.2.1 Line Loads

Table 4.2 - Frame Loads - Distributed (Part 1 of 2)

Story	Label	Unique Name	Design Type	Load Pattern	LoadType	Direction	Relative Distance Start	Relative Distance End	Absolute Distance Start mm	Absolute Distance End mm
N1	B1	13	Beam	D	Force	Gravity	0	1	0	6700
N1	B2	14	Beam	D	Force	Gravity	0	1	0	6700
N1	B4	16	Beam	D	Force	Gravity	0	1	0	8200
N1	B15	22	Beam	D	Force	Gravity	0	1	0	8200

Table 4.2 - Frame Loads - Distributed (Part 2 of 2)

Story	Label	Unique Name	Force at Start kN/m	Force at End kN/m
N1	B1	13	4.4	0
N1	B2	14	4.4	0
N1	B4	16	4.4	4.4
N1	B15	22	3.1	3.1

4.2.2 Area Loads

Table 4.3 - Shell Loads - Uniform

Story	Label	Unique Name	Load Pattern	Direction	Load kN/m^2
N1	F1	3	D	Gravity	4.3
N1	F5	5	D	Gravity	0.64
N1	F1	3	L	Gravity	2
N1	F5	5	L	Gravity	0.5
N1	F1	3	G	Gravity	1
N1	F5	5	G	Gravity	1

4.3 Functions

4.3.1 Response Spectrum Functions

Table 4.4 - Response Spectrum Function - User

Name	Period sec	Acceleration	Damping %
NSR10DERIVA	0	1.1813	5
NSR10DERIVA	0.1	1.1813	
NSR10DERIVA	0.2	1.1813	
NSR10DERIVA	0.3	1.1813	
NSR10DERIVA	0.4	1.1813	

Name	Period sec	Acceleration	Damping %
NSR10DERIVA	0.5	1.1813	
NSR10DERIVA	0.6	1.1813	
NSR10DERIVA	0.7	1.0971	
NSR10DERIVA	0.8	0.96	
NSR10DERIVA	0.9	0.8533	
NSR10DERIVA	1	0.768	
NSR10DERIVA	1.2	0.64	
NSR10DERIVA	1.5	0.512	
NSR10DERIVA	1.7	0.4518	
NSR10DERIVA	2	0.384	
NSR10DERIVA	2.5	0.3072	
NSR10DERIVA	3	0.256	
NSR10DERIVA	3.5	0.2194	
NSR10DERIVA	4	0.1843	
NSR10DERIVA	5	0.118	
NSR10DERIVA	8	0.0461	
NSR10DERIVA	11	0.0244	
NSR10DERIVA	15	0.0131	
disNSR10	0	1.4766	5
disNSR10	0.1	1.4766	
disNSR10	0.2	1.4766	
disNSR10	0.3	1.4766	
disNSR10	0.4	1.4766	
disNSR10	0.5	1.4766	
disNSR10	0.6	1.4766	
disNSR10	0.7	1.3714	
disNSR10	0.8	1.2	
disNSR10	0.9	1.0667	
disNSR10	1	0.96	
disNSR10	1.2	0.8	
disNSR10	1.5	0.64	
disNSR10	1.7	0.5647	
disNSR10	2	0.48	
disNSR10	2.5	0.384	
disNSR10	3	0.32	
disNSR10	3.5	0.2743	
disNSR10	4	0.2304	
disNSR10	5	0.1475	
disNSR10	8	0.0576	
disNSR10	11	0.0305	
disNSR10	15	0.0164	
UMBRAL	0	0.1	2
UMBRAL	0.01	0.108	
UMBRAL	0.02	0.116	
UMBRAL	0.03	0.124	
UMBRAL	0.04	0.132	
UMBRAL	0.05	0.14	
UMBRAL	0.06	0.148	
UMBRAL	0.07	0.156	
UMBRAL	0.08	0.164	
UMBRAL	0.09	0.172	
UMBRAL	0.1	0.18	
UMBRAL	0.11	0.188	
UMBRAL	0.12	0.196	
UMBRAL	0.13	0.204	
UMBRAL	0.14	0.212	
UMBRAL	0.15	0.22	
UMBRAL	0.16	0.228	
UMBRAL	0.17	0.236	
UMBRAL	0.18	0.244	

Name	Period sec	Acceleration	Damping %
UMBRAL	0.19	0.252	
UMBRAL	0.2	0.26	
UMBRAL	0.21	0.268	
UMBRAL	0.22	0.276	
UMBRAL	0.23	0.284	
UMBRAL	0.24	0.292	
UMBRAL	0.25	0.3	
UMBRAL	0.26	0.3	
UMBRAL	0.27	0.3	
UMBRAL	0.28	0.3	
UMBRAL	0.29	0.3	
UMBRAL	0.3	0.3	
UMBRAL	0.31	0.3	
UMBRAL	0.32	0.3	
UMBRAL	0.33	0.3	
UMBRAL	0.34	0.3	
UMBRAL	0.35	0.3	
UMBRAL	0.36	0.3	
UMBRAL	0.37	0.3	
UMBRAL	0.38	0.3	
UMBRAL	0.39	0.3	
UMBRAL	0.4	0.3	
UMBRAL	0.41	0.3	
UMBRAL	0.42	0.3	
UMBRAL	0.43	0.3	
UMBRAL	0.44	0.3	
UMBRAL	0.45	0.3	
UMBRAL	0.46	0.3	
UMBRAL	0.47	0.3	
UMBRAL	0.48	0.3	
UMBRAL	0.49	0.3	
UMBRAL	0.5	0.3	
UMBRAL	0.51	0.3	
UMBRAL	0.52	0.3	
UMBRAL	0.53	0.3	
UMBRAL	0.54	0.3	
UMBRAL	0.55	0.3	
UMBRAL	0.56	0.3	
UMBRAL	0.57	0.3	
UMBRAL	0.58	0.3	
UMBRAL	0.59	0.3	
UMBRAL	0.6	0.3	
UMBRAL	0.61	0.3	
UMBRAL	0.62	0.3	
UMBRAL	0.63	0.3	
UMBRAL	0.64	0.3	
UMBRAL	0.65	0.3	
UMBRAL	0.66	0.3	
UMBRAL	0.67	0.3	
UMBRAL	0.68	0.3	
UMBRAL	0.69	0.3	
UMBRAL	0.7	0.3	
UMBRAL	0.71	0.3	
UMBRAL	0.72	0.3	
UMBRAL	0.73	0.3	
UMBRAL	0.74	0.3	
UMBRAL	0.75	0.3	
UMBRAL	0.76	0.3	
UMBRAL	0.77	0.3	
UMBRAL	0.78	0.3	

Name	Period sec	Acceleration	Damping %
UMBRAL	0.79	0.3	
UMBRAL	0.8	0.3	
UMBRAL	0.81	0.3	
UMBRAL	0.82	0.3	
UMBRAL	0.83	0.3	
UMBRAL	0.84	0.3	
UMBRAL	0.85	0.3	
UMBRAL	0.86	0.3	
UMBRAL	0.87	0.3	
UMBRAL	0.88	0.3	
UMBRAL	0.89	0.3	
UMBRAL	0.9	0.3	
UMBRAL	0.91	0.3	
UMBRAL	0.92	0.3	
UMBRAL	0.93	0.3	
UMBRAL	0.94	0.3	
UMBRAL	0.95	0.3	
UMBRAL	0.96	0.3	
UMBRAL	0.97	0.3	
UMBRAL	0.98	0.3	
UMBRAL	0.99	0.3	
UMBRAL	1	0.3	
UMBRAL	1.01	0.297	
UMBRAL	1.02	0.294	
UMBRAL	1.03	0.291	
UMBRAL	1.04	0.288	
UMBRAL	1.05	0.286	
UMBRAL	1.06	0.283	
UMBRAL	1.07	0.28	
UMBRAL	1.08	0.278	
UMBRAL	1.09	0.275	
UMBRAL	1.1	0.273	
UMBRAL	1.11	0.27	
UMBRAL	1.12	0.268	
UMBRAL	1.13	0.265	
UMBRAL	1.14	0.263	
UMBRAL	1.15	0.261	
UMBRAL	1.16	0.259	
UMBRAL	1.17	0.256	
UMBRAL	1.18	0.254	
UMBRAL	1.19	0.252	
UMBRAL	1.2	0.25	
UMBRAL	1.21	0.248	
UMBRAL	1.22	0.246	
UMBRAL	1.23	0.244	
UMBRAL	1.24	0.242	
UMBRAL	1.25	0.24	
UMBRAL	1.26	0.238	
UMBRAL	1.27	0.236	
UMBRAL	1.28	0.234	
UMBRAL	1.29	0.233	
UMBRAL	1.3	0.231	
UMBRAL	1.31	0.229	
UMBRAL	1.32	0.227	
UMBRAL	1.33	0.226	
UMBRAL	1.34	0.224	
UMBRAL	1.35	0.222	
UMBRAL	1.36	0.221	
UMBRAL	1.37	0.219	
UMBRAL	1.38	0.217	

Name	Period sec	Acceleration	Damping %
UMBRAL	1.39	0.216	
UMBRAL	1.4	0.214	
UMBRAL	1.41	0.213	
UMBRAL	1.42	0.211	
UMBRAL	1.43	0.21	
UMBRAL	1.44	0.208	
UMBRAL	1.45	0.207	
UMBRAL	1.46	0.205	
UMBRAL	1.47	0.204	
UMBRAL	1.48	0.203	
UMBRAL	1.49	0.201	
UMBRAL	1.5	0.2	
UMBRAL	1.51	0.199	
UMBRAL	1.52	0.197	
UMBRAL	1.53	0.196	
UMBRAL	1.54	0.195	
UMBRAL	1.55	0.194	
UMBRAL	1.56	0.192	
UMBRAL	1.57	0.191	
UMBRAL	1.58	0.19	
UMBRAL	1.59	0.189	
UMBRAL	1.6	0.188	
UMBRAL	1.61	0.186	
UMBRAL	1.62	0.185	
UMBRAL	1.63	0.184	
UMBRAL	1.64	0.183	
UMBRAL	1.65	0.182	
UMBRAL	1.66	0.181	
UMBRAL	1.67	0.18	
UMBRAL	1.68	0.179	
UMBRAL	1.69	0.178	
UMBRAL	1.7	0.176	
UMBRAL	1.71	0.175	
UMBRAL	1.72	0.174	
UMBRAL	1.73	0.173	
UMBRAL	1.74	0.172	
UMBRAL	1.75	0.171	
UMBRAL	1.76	0.17	
UMBRAL	1.77	0.169	
UMBRAL	1.78	0.169	
UMBRAL	1.79	0.168	
UMBRAL	1.8	0.167	
UMBRAL	1.81	0.166	
UMBRAL	1.82	0.165	
UMBRAL	1.83	0.164	
UMBRAL	1.84	0.163	
UMBRAL	1.85	0.162	
UMBRAL	1.86	0.161	
UMBRAL	1.87	0.16	
UMBRAL	1.88	0.16	
UMBRAL	1.89	0.159	
UMBRAL	1.9	0.158	
UMBRAL	1.91	0.157	
UMBRAL	1.92	0.156	
UMBRAL	1.93	0.155	
UMBRAL	1.94	0.155	
UMBRAL	1.95	0.154	
UMBRAL	1.96	0.153	
UMBRAL	1.97	0.152	
UMBRAL	1.98	0.152	

Name	Period sec	Acceleration	Damping %
UMBRAL	1.99	0.151	
UMBRAL	2	0.15	
UMBRAL	2.01	0.149	
UMBRAL	2.02	0.149	
UMBRAL	2.03	0.148	
UMBRAL	2.04	0.147	
UMBRAL	2.05	0.146	
UMBRAL	2.06	0.146	
UMBRAL	2.07	0.145	
UMBRAL	2.08	0.144	
UMBRAL	2.09	0.144	
UMBRAL	2.1	0.143	
UMBRAL	2.11	0.142	
UMBRAL	2.12	0.142	
UMBRAL	2.13	0.141	
UMBRAL	2.14	0.14	
UMBRAL	2.15	0.14	
UMBRAL	2.16	0.139	
UMBRAL	2.17	0.138	
UMBRAL	2.18	0.138	
UMBRAL	2.19	0.137	
UMBRAL	2.2	0.136	
UMBRAL	2.21	0.136	
UMBRAL	2.22	0.135	
UMBRAL	2.23	0.135	
UMBRAL	2.24	0.134	
UMBRAL	2.25	0.133	
UMBRAL	2.26	0.133	
UMBRAL	2.27	0.132	
UMBRAL	2.28	0.132	
UMBRAL	2.29	0.131	
UMBRAL	2.3	0.13	
UMBRAL	2.31	0.13	
UMBRAL	2.32	0.129	
UMBRAL	2.33	0.129	
UMBRAL	2.34	0.128	
UMBRAL	2.35	0.128	
UMBRAL	2.36	0.127	
UMBRAL	2.37	0.127	
UMBRAL	2.38	0.126	
UMBRAL	2.39	0.126	
UMBRAL	2.4	0.125	
UMBRAL	2.41	0.124	
UMBRAL	2.42	0.124	
UMBRAL	2.43	0.123	
UMBRAL	2.44	0.123	
UMBRAL	2.45	0.122	
UMBRAL	2.46	0.122	
UMBRAL	2.47	0.121	
UMBRAL	2.48	0.121	
UMBRAL	2.49	0.12	
UMBRAL	2.5	0.12	
UMBRAL	2.51	0.12	
UMBRAL	2.52	0.119	
UMBRAL	2.53	0.119	
UMBRAL	2.54	0.118	
UMBRAL	2.55	0.118	
UMBRAL	2.56	0.117	
UMBRAL	2.57	0.117	
UMBRAL	2.58	0.116	

Name	Period sec	Acceleration	Damping %
UMBRAL	2.59	0.116	
UMBRAL	2.6	0.115	
UMBRAL	2.61	0.115	
UMBRAL	2.62	0.115	
UMBRAL	2.63	0.114	
UMBRAL	2.64	0.114	
UMBRAL	2.65	0.113	
UMBRAL	2.66	0.113	
UMBRAL	2.67	0.112	
UMBRAL	2.68	0.112	
UMBRAL	2.69	0.112	
UMBRAL	2.7	0.111	
UMBRAL	2.71	0.111	
UMBRAL	2.72	0.11	
UMBRAL	2.73	0.11	
UMBRAL	2.74	0.109	
UMBRAL	2.75	0.109	
UMBRAL	2.76	0.109	
UMBRAL	2.77	0.108	
UMBRAL	2.78	0.108	
UMBRAL	2.79	0.108	
UMBRAL	2.8	0.107	
UMBRAL	2.81	0.107	
UMBRAL	2.82	0.106	
UMBRAL	2.83	0.106	
UMBRAL	2.84	0.106	
UMBRAL	2.85	0.105	
UMBRAL	2.86	0.105	
UMBRAL	2.87	0.105	
UMBRAL	2.88	0.104	
UMBRAL	2.89	0.104	
UMBRAL	2.9	0.103	
UMBRAL	2.91	0.103	
UMBRAL	2.92	0.103	
UMBRAL	2.93	0.102	
UMBRAL	2.94	0.102	
UMBRAL	2.95	0.102	
UMBRAL	2.96	0.101	
UMBRAL	2.97	0.101	
UMBRAL	2.98	0.101	
UMBRAL	2.99	0.1	
UMBRAL	3	0.1	
UMBRAL	3.01	0.1	
UMBRAL	3.02	0.099	
UMBRAL	3.03	0.099	
UMBRAL	3.04	0.099	
UMBRAL	3.05	0.098	
UMBRAL	3.06	0.098	
UMBRAL	3.07	0.098	
UMBRAL	3.08	0.097	
UMBRAL	3.09	0.097	
UMBRAL	3.1	0.097	
UMBRAL	3.11	0.096	
UMBRAL	3.12	0.096	
UMBRAL	3.13	0.096	
UMBRAL	3.14	0.096	
UMBRAL	3.15	0.095	
UMBRAL	3.16	0.095	
UMBRAL	3.17	0.095	
UMBRAL	3.18	0.094	

Name	Period sec	Acceleration	Damping %
UMBRAL	3.19	0.094	
UMBRAL	3.2	0.094	
UMBRAL	3.21	0.093	
UMBRAL	3.22	0.093	
UMBRAL	3.23	0.093	
UMBRAL	3.24	0.093	
UMBRAL	3.25	0.092	
UMBRAL	3.26	0.092	
UMBRAL	3.27	0.092	
UMBRAL	3.28	0.091	
UMBRAL	3.29	0.091	
UMBRAL	3.3	0.091	
UMBRAL	3.31	0.091	
UMBRAL	3.32	0.09	
UMBRAL	3.33	0.09	
UMBRAL	3.34	0.09	
UMBRAL	3.35	0.09	
UMBRAL	3.36	0.089	
UMBRAL	3.37	0.089	
UMBRAL	3.38	0.089	
UMBRAL	3.39	0.088	
UMBRAL	3.4	0.088	
UMBRAL	3.41	0.088	
UMBRAL	3.42	0.088	
UMBRAL	3.43	0.087	
UMBRAL	3.44	0.087	
UMBRAL	3.45	0.087	
UMBRAL	3.46	0.087	
UMBRAL	3.47	0.086	
UMBRAL	3.48	0.086	
UMBRAL	3.49	0.086	
UMBRAL	3.5	0.086	
UMBRAL	3.51	0.085	
UMBRAL	3.52	0.085	
UMBRAL	3.53	0.085	
UMBRAL	3.54	0.085	
UMBRAL	3.55	0.085	
UMBRAL	3.56	0.084	
UMBRAL	3.57	0.084	
UMBRAL	3.58	0.084	
UMBRAL	3.59	0.084	
UMBRAL	3.6	0.083	
UMBRAL	3.61	0.083	
UMBRAL	3.62	0.083	
UMBRAL	3.63	0.083	
UMBRAL	3.64	0.082	
UMBRAL	3.65	0.082	
UMBRAL	3.66	0.082	
UMBRAL	3.67	0.082	
UMBRAL	3.68	0.082	
UMBRAL	3.69	0.081	
UMBRAL	3.7	0.081	
UMBRAL	3.71	0.081	
UMBRAL	3.72	0.081	
UMBRAL	3.73	0.08	
UMBRAL	3.74	0.08	
UMBRAL	3.75	0.08	
UMBRAL	3.76	0.08	
UMBRAL	3.77	0.08	
UMBRAL	3.78	0.079	

Name	Period sec	Acceleration	Damping %
UMBRAL	3.79	0.079	
UMBRAL	3.8	0.079	
UMBRAL	3.81	0.079	
UMBRAL	3.82	0.079	
UMBRAL	3.83	0.078	
UMBRAL	3.84	0.078	
UMBRAL	3.85	0.078	
UMBRAL	3.86	0.078	
UMBRAL	3.87	0.078	
UMBRAL	3.88	0.077	
UMBRAL	3.89	0.077	
UMBRAL	3.9	0.077	
UMBRAL	3.91	0.077	
UMBRAL	3.92	0.077	
UMBRAL	3.93	0.076	
UMBRAL	3.94	0.076	
UMBRAL	3.95	0.076	
UMBRAL	3.96	0.076	
UMBRAL	3.97	0.076	
UMBRAL	3.98	0.075	
UMBRAL	3.99	0.075	
UMBRAL	4	0.075	
UMBRAL	4.01	0.075	
UMBRAL	4.02	0.075	
UMBRAL	4.03	0.074	
UMBRAL	4.04	0.074	
UMBRAL	4.05	0.074	
UMBRAL	4.06	0.074	
UMBRAL	4.07	0.074	
UMBRAL	4.08	0.074	
UMBRAL	4.09	0.073	
UMBRAL	4.1	0.073	
UMBRAL	4.11	0.073	
UMBRAL	4.12	0.073	
UMBRAL	4.13	0.073	
UMBRAL	4.14	0.072	
UMBRAL	4.15	0.072	
UMBRAL	4.16	0.072	
UMBRAL	4.17	0.072	
UMBRAL	4.18	0.072	
UMBRAL	4.19	0.072	
UMBRAL	4.2	0.071	
UMBRAL	4.21	0.071	
UMBRAL	4.22	0.071	
UMBRAL	4.23	0.071	
UMBRAL	4.24	0.071	
UMBRAL	4.25	0.071	
UMBRAL	4.26	0.07	
UMBRAL	4.27	0.07	
UMBRAL	4.28	0.07	
UMBRAL	4.29	0.07	
UMBRAL	4.3	0.07	
UMBRAL	4.31	0.07	
UMBRAL	4.32	0.069	
UMBRAL	4.33	0.069	
UMBRAL	4.34	0.069	
UMBRAL	4.35	0.069	
UMBRAL	4.36	0.069	
UMBRAL	4.37	0.069	
UMBRAL	4.38	0.068	

Name	Period sec	Acceleration	Damping %
UMBRAL	4.39	0.068	
UMBRAL	4.4	0.068	
UMBRAL	4.41	0.068	
UMBRAL	4.42	0.068	
UMBRAL	4.43	0.068	
UMBRAL	4.44	0.068	
UMBRAL	4.45	0.067	
UMBRAL	4.46	0.067	
UMBRAL	4.47	0.067	
UMBRAL	4.48	0.067	
UMBRAL	4.49	0.067	
UMBRAL	4.5	0.067	
UMBRAL	4.51	0.067	
UMBRAL	4.52	0.066	
UMBRAL	4.53	0.066	
UMBRAL	4.54	0.066	
UMBRAL	4.55	0.066	
UMBRAL	4.56	0.066	
UMBRAL	4.57	0.066	
UMBRAL	4.58	0.066	
UMBRAL	4.59	0.065	
UMBRAL	4.6	0.065	
UMBRAL	4.61	0.065	
UMBRAL	4.62	0.065	
UMBRAL	4.63	0.065	
UMBRAL	4.64	0.065	
UMBRAL	4.65	0.065	
UMBRAL	4.66	0.064	
UMBRAL	4.67	0.064	
UMBRAL	4.68	0.064	
UMBRAL	4.69	0.064	
UMBRAL	4.7	0.064	
UMBRAL	4.71	0.064	
UMBRAL	4.72	0.064	
UMBRAL	4.73	0.063	
UMBRAL	4.74	0.063	
UMBRAL	4.75	0.063	
UMBRAL	4.76	0.063	
UMBRAL	4.77	0.063	
UMBRAL	4.78	0.063	
UMBRAL	4.79	0.063	
UMBRAL	4.8	0.063	
UMBRAL	4.81	0.062	
UMBRAL	4.82	0.062	
UMBRAL	4.83	0.062	
UMBRAL	4.84	0.061	
UMBRAL	4.85	0.061	
UMBRAL	4.86	0.061	
UMBRAL	4.87	0.061	
UMBRAL	4.88	0.06	
UMBRAL	4.89	0.06	
UMBRAL	4.9	0.06	
UMBRAL	4.91	0.06	
UMBRAL	4.92	0.059	
UMBRAL	4.93	0.059	
UMBRAL	4.94	0.059	
UMBRAL	4.95	0.059	
UMBRAL	4.96	0.059	
UMBRAL	4.97	0.058	
UMBRAL	4.98	0.058	

Name	Period sec	Acceleration	Damping %
UMBRAL	4.99	0.058	
UMBRAL	5	0.058	
UMBRAL	5.01	0.057	
UMBRAL	5.02	0.057	
UMBRAL	5.03	0.057	
UMBRAL	5.04	0.057	
UMBRAL	5.05	0.056	
UMBRAL	5.06	0.056	
UMBRAL	5.07	0.056	
UMBRAL	5.08	0.056	
UMBRAL	5.09	0.056	
UMBRAL	5.1	0.055	
UMBRAL	5.11	0.055	
UMBRAL	5.12	0.055	
UMBRAL	5.13	0.055	
UMBRAL	5.14	0.055	
UMBRAL	5.15	0.054	
UMBRAL	5.16	0.054	
UMBRAL	5.17	0.054	
UMBRAL	5.18	0.054	
UMBRAL	5.19	0.053	
UMBRAL	5.2	0.053	
UMBRAL	5.21	0.053	
UMBRAL	5.22	0.053	
UMBRAL	5.23	0.053	
UMBRAL	5.24	0.052	
UMBRAL	5.25	0.052	
UMBRAL	5.26	0.052	
UMBRAL	5.27	0.052	
UMBRAL	5.28	0.052	
UMBRAL	5.29	0.051	
UMBRAL	5.3	0.051	
UMBRAL	5.31	0.051	
UMBRAL	5.32	0.051	
UMBRAL	5.33	0.051	
UMBRAL	5.34	0.05	
UMBRAL	5.35	0.05	
UMBRAL	5.36	0.05	
UMBRAL	5.37	0.05	
UMBRAL	5.38	0.05	
UMBRAL	5.39	0.05	
UMBRAL	5.4	0.049	
UMBRAL	5.41	0.049	
UMBRAL	5.42	0.049	
UMBRAL	5.43	0.049	
UMBRAL	5.44	0.049	
UMBRAL	5.45	0.048	
UMBRAL	5.46	0.048	
UMBRAL	5.47	0.048	
UMBRAL	5.48	0.048	
UMBRAL	5.49	0.048	
UMBRAL	5.5	0.048	
UMBRAL	5.51	0.047	
UMBRAL	5.52	0.047	
UMBRAL	5.53	0.047	
UMBRAL	5.54	0.047	
UMBRAL	5.55	0.047	
UMBRAL	5.56	0.047	
UMBRAL	5.57	0.046	
UMBRAL	5.58	0.046	

Name	Period sec	Acceleration	Damping %
UMBRAL	5.59	0.046	
UMBRAL	5.6	0.046	
UMBRAL	5.61	0.046	
UMBRAL	5.62	0.046	
UMBRAL	5.63	0.045	
UMBRAL	5.64	0.045	
UMBRAL	5.65	0.045	
UMBRAL	5.66	0.045	
UMBRAL	5.67	0.045	
UMBRAL	5.68	0.045	
UMBRAL	5.69	0.044	
UMBRAL	5.7	0.044	
UMBRAL	5.71	0.044	
UMBRAL	5.72	0.044	
UMBRAL	5.73	0.044	
UMBRAL	5.74	0.044	
UMBRAL	5.75	0.044	
UMBRAL	5.76	0.043	
UMBRAL	5.77	0.043	
UMBRAL	5.78	0.043	
UMBRAL	5.79	0.043	
UMBRAL	5.8	0.043	
UMBRAL	5.81	0.043	
UMBRAL	5.82	0.043	
UMBRAL	5.83	0.042	
UMBRAL	5.84	0.042	
UMBRAL	5.85	0.042	
UMBRAL	5.86	0.042	
UMBRAL	5.87	0.042	
UMBRAL	5.88	0.042	
UMBRAL	5.89	0.042	
UMBRAL	5.9	0.041	
UMBRAL	5.91	0.041	
UMBRAL	5.92	0.041	
UMBRAL	5.93	0.041	
UMBRAL	5.94	0.041	
UMBRAL	5.95	0.041	
UMBRAL	5.96	0.041	
UMBRAL	5.97	0.04	
UMBRAL	5.98	0.04	
UMBRAL	5.99	0.04	
UMBRAL	6	0.04	
UMBRAL	6.01	0.04	
UMBRAL	6.02	0.04	
UMBRAL	6.03	0.04	
UMBRAL	6.04	0.039	
UMBRAL	6.05	0.039	
UMBRAL	6.06	0.039	
UMBRAL	6.07	0.039	
UMBRAL	6.08	0.039	
UMBRAL	6.09	0.039	
UMBRAL	6.1	0.039	
UMBRAL	6.11	0.039	
UMBRAL	6.12	0.038	
UMBRAL	6.13	0.038	
UMBRAL	6.14	0.038	
UMBRAL	6.15	0.038	
UMBRAL	6.16	0.038	
UMBRAL	6.17	0.038	
UMBRAL	6.18	0.038	

Name	Period sec	Acceleration	Damping %
UMBRAL	6.19	0.038	
UMBRAL	6.2	0.037	
UMBRAL	6.21	0.037	
UMBRAL	6.22	0.037	
UMBRAL	6.23	0.037	
UMBRAL	6.24	0.037	
UMBRAL	6.25	0.037	
UMBRAL	6.26	0.037	
UMBRAL	6.27	0.037	
UMBRAL	6.28	0.037	
UMBRAL	6.29	0.036	
UMBRAL	6.3	0.036	
UMBRAL	6.31	0.036	
UMBRAL	6.32	0.036	
UMBRAL	6.33	0.036	
UMBRAL	6.34	0.036	
UMBRAL	6.35	0.036	
UMBRAL	6.36	0.036	
UMBRAL	6.37	0.035	
UMBRAL	6.38	0.035	
UMBRAL	6.39	0.035	
UMBRAL	6.4	0.035	
UMBRAL	6.41	0.035	
UMBRAL	6.42	0.035	
UMBRAL	6.43	0.035	
UMBRAL	6.44	0.035	
UMBRAL	6.45	0.035	
UMBRAL	6.46	0.035	
UMBRAL	6.47	0.034	
UMBRAL	6.48	0.034	
UMBRAL	6.49	0.034	
UMBRAL	6.5	0.034	
UMBRAL	6.51	0.034	
UMBRAL	6.52	0.034	
UMBRAL	6.53	0.034	
UMBRAL	6.54	0.034	
UMBRAL	6.55	0.034	
UMBRAL	6.56	0.033	
UMBRAL	6.57	0.033	
UMBRAL	6.58	0.033	
UMBRAL	6.59	0.033	
UMBRAL	6.6	0.033	
UMBRAL	6.61	0.033	
UMBRAL	6.62	0.033	
UMBRAL	6.63	0.033	
UMBRAL	6.64	0.033	
UMBRAL	6.65	0.033	
UMBRAL	6.66	0.032	
UMBRAL	6.67	0.032	
UMBRAL	6.68	0.032	
UMBRAL	6.69	0.032	
UMBRAL	6.7	0.032	
UMBRAL	6.71	0.032	
UMBRAL	6.72	0.032	
UMBRAL	6.73	0.032	
UMBRAL	6.74	0.032	
UMBRAL	6.75	0.032	
UMBRAL	6.76	0.032	
UMBRAL	6.77	0.031	
UMBRAL	6.78	0.031	

Name	Period sec	Acceleration	Damping %
UMBRAL	6.79	0.031	
UMBRAL	6.8	0.031	
UMBRAL	6.81	0.031	
UMBRAL	6.82	0.031	
UMBRAL	6.83	0.031	
UMBRAL	6.84	0.031	
UMBRAL	6.85	0.031	
UMBRAL	6.86	0.031	
UMBRAL	6.87	0.031	
UMBRAL	6.88	0.03	
UMBRAL	6.89	0.03	
UMBRAL	6.9	0.03	
UMBRAL	6.91	0.03	
UMBRAL	6.92	0.03	
UMBRAL	6.93	0.03	
UMBRAL	6.94	0.03	
UMBRAL	6.95	0.03	
UMBRAL	6.96	0.03	
UMBRAL	6.97	0.03	
UMBRAL	6.98	0.03	
UMBRAL	6.99	0.029	
UMBRAL	7	0.029	
UMBRAL	7.01	0.029	
UMBRAL	7.02	0.029	
UMBRAL	7.03	0.029	
UMBRAL	7.04	0.029	
UMBRAL	7.05	0.029	
UMBRAL	7.06	0.029	
UMBRAL	7.07	0.029	
UMBRAL	7.08	0.029	
UMBRAL	7.09	0.029	
UMBRAL	7.1	0.029	
UMBRAL	7.11	0.028	
UMBRAL	7.12	0.028	
UMBRAL	7.13	0.028	
UMBRAL	7.14	0.028	
UMBRAL	7.15	0.028	
UMBRAL	7.16	0.028	
UMBRAL	7.17	0.028	
UMBRAL	7.18	0.028	
UMBRAL	7.19	0.028	
UMBRAL	7.2	0.028	
UMBRAL	7.21	0.028	
UMBRAL	7.22	0.028	
UMBRAL	7.23	0.028	
UMBRAL	7.24	0.027	
UMBRAL	7.25	0.027	
UMBRAL	7.26	0.027	
UMBRAL	7.27	0.027	
UMBRAL	7.28	0.027	
UMBRAL	7.29	0.027	
UMBRAL	7.3	0.027	
UMBRAL	7.31	0.027	
UMBRAL	7.32	0.027	
UMBRAL	7.33	0.027	
UMBRAL	7.34	0.027	
UMBRAL	7.35	0.027	
UMBRAL	7.36	0.027	
UMBRAL	7.37	0.027	
UMBRAL	7.38	0.026	

Name	Period sec	Acceleration	Damping %
UMBRAL	7.39	0.026	
UMBRAL	7.4	0.026	
UMBRAL	7.41	0.026	
UMBRAL	7.42	0.026	
UMBRAL	7.43	0.026	
UMBRAL	7.44	0.026	
UMBRAL	7.45	0.026	
UMBRAL	7.46	0.026	
UMBRAL	7.47	0.026	
UMBRAL	7.48	0.026	
UMBRAL	7.49	0.026	
UMBRAL	7.5	0.026	

4.4 Load Cases

Table 4.5 - Load Cases - Summary

Name	Type
D	Linear Static
L	Linear Static
LR	Linear Static
EX	Response Spectrum
EY	Response Spectrum
DISX	Response Spectrum
DISY	Response Spectrum
W	Linear Static
G	Linear Static
DERUX	Response Spectrum
DERUY	Response Spectrum

4.5 Load Combinations

Table 4.6 - Load Combinations

Name	Load Case/Combo	Scale Factor	Type	Auto
COMB1	D	1.4	Linear Add	No
COMB2	D	1.2	Linear Add	No
COMB2	L	1.6		No
COMB2	LR	0.5		No
COMB3	D	1.2	Linear Add	No
COMB3	L	1		No
COMB3	LR	1.6		No
COMB4	D	1.2	Linear Add	No
COMB4	L	1		No
COMB4	LR	0.5		No
COMB5	D	1.2	Linear Add	No
COMB5	L	1		No
COMB5	DISX	1		No
COMB5	DISY	0.3		No
COMB6	D	1.2	Linear Add	No
COMB6	L	1		No
COMB6	DISY	1		No
COMB6	DISX	0.3		No
COMB7	D	0.9	Linear Add	No
COMB7	DISY	1		No
COMB7	DISX	0.3		No
COMB8	D	0.9	Linear Add	No
COMB8	DISY	0.3		No
COMB8	DISX	1		No
ENVE	COMB1	1	Envelope	No
ENVE	COMB2	1		No

Name	Load Case/Combo	Scale Factor	Type	Auto
ENVE	COMB3	1		No
ENVE	COMB4	1		No
ENVE	COMB5	1		No
ENVE	COMB6	1		No
ENVE	COMB7	1		No
ENVE	COMB8	1		No
CIM01	D	1	Linear Add	No
CIM02	D	1	Linear Add	No
CIM02	L	1		No
CIM03	D	1	Linear Add	No
CIM03	LR	1		No
CIM04	D	1	Linear Add	No
CIM04	L	0.75		No
CIM04	LR	0.75		No
CIM05	D	1	Linear Add	No
CIM05	DISX	0.7		No
CIM05	DISY	0.21		No
CIM06	D	1	Linear Add	No
CIM06	DISX	0.21		No
CIM06	DISY	0.7		No
CIM07	D	1	Linear Add	No
CIM07	L	0.75		No
CIM07	LR	0.75		No
CIM07	DISX	0.53		No
CIM07	DISY	0.16		No
CIM08	D	1	Linear Add	No
CIM08	L	0.75		No
CIM08	LR	0.75		No
CIM08	DISX	0.16		No
CIM08	DISY	0.53		No
DER01	D	1.4	Linear Add	No
DER02	D	1.2	Linear Add	No
DER02	L	1.6		No
DER02	LR	0.5		No
DER03	D	1.2	Linear Add	No
DER03	L	1		No
DER03	LR	1.6		No
DER04	D	1.2	Linear Add	No
DER04	L	1		No
DER04	LR	0.5		No
DER05	D	1.2	Linear Add	No
DER05	L	1		No
DER05	EX	1		No
DER06	D	1.2	Linear Add	No
DER06	L	1		No
DER06	EY	1		No
DER07	D	0.9	Linear Add	No
DER07	EX	1		No
DER08	D	0.9	Linear Add	No
DER08	EY	1		No
DERUD01	D	1.4	Linear Add	No
DERUD02	D	1.2	Linear Add	No
DERUD02	L	1.6		No
DERUD02	LR	0.5		No
DERUD03	D	1.2	Linear Add	No
DERUD03	L	1		No
DERUD03	LR	1.6		No
DERUD04	D	1.2	Linear Add	No
DERUD04	L	1		No
DERUD04	LR	0.5		No

Name	Load Case/Combo	Scale Factor	Type	Auto
DERUD05	D	1.2	Linear Add	No
DERUD05	L	1		No
DERUD05	DERUX	1		No
DERUD06	D	1.2	Linear Add	No
DERUD06	L	1		No
DERUD06	DERUY	1		No
DERUD07	D	0.9	Linear Add	No
DERUD07	DERUX	1		No
DERUD08	D	0.9	Linear Add	No
DERUD08	DERUY	1		No
CIM09	D	0.6	Linear Add	No
CIM09	DISX	0.7		No
CIM09	DISY	0.21		No
CIM10	D	0.6	Linear Add	No
CIM10	DISX	0.21		No
CIM10	DISY	0.7		No
CIM11	D	1	Linear Add	No
CIM11	G	1		No
CIM12	D	1	Linear Add	No
CIM12	L	0.75		No
CIM12	G	0.75		No
CIM13	D	1	Linear Add	No
CIM13	L	0.75		No
CIM13	G	0.75		No
CIM13	DISX	0.53		No
CIM13	DISY	0.16		No
CIM14	D	1	Linear Add	No
CIM14	L	0.75		No
CIM14	G	0.75		No
CIM14	DISX	0.16		No
CIM14	DISY	0.53		No
CIM15	D	0.6	Linear Add	No
COMB9	D	1.2	Linear Add	No
COMB9	L	1.6		No
COMB9	LR	0.5		No
COMB10	D	1.2	Linear Add	No
COMB10	L	1		No
COMB10	LR	1.6		No
COMB11	D	1.2	Linear Add	No
COMB11	L	1		No
COMB11	LR	0.5		No
DER09	D	1.2	Linear Add	No
DER09	L	1.6		No
DER09	G	0.5		No
DER10	D	1.2	Linear Add	No
DER10	L	1		No
DER10	G	1.6		No
DER11	D	1.2	Linear Add	No
DER11	L	1		No
DER11	G	0.5		No
DERUD09	D	1.2	Linear Add	No
DERUD09	L	1.6		No
DERUD09	G	0.5		No
DERUD10	D	1.2	Linear Add	No
DERUD10	L	1		No
DERUD10	G	1.6		No
DERUD11	D	1.2	Linear Add	No
DERUD11	L	1		No
DERUD11	G	0.5		No

5 Analysis Results

This chapter provides analysis results.

5.1 Structure Results

Table 5.1 - Base Reactions

Load Case/Combo	FX kN	FY kN	FZ kN	MX kN-m	MY kN-m	MZ kN-m	X m	Y m	Z m
D	0	0	394.298	452.0506	-1616.6218	0	0	0	0
L	0	0	66.83	44.694	-274.003	0	0	0	0
LR	0	0	0	0	0	0	0	0	0
EX Max	525.0018	0	0	0	1712.6788	2280.8296	0	0	0
EY Max	0	525.0084	0	1711.2117	0	2152.5344	0	0	0
DISX Max	138.6488	0	0	0	452.3048	602.3488	0	0	0
DISY Max	0	139.1155	0	453.4328	0	570.3734	0	0	0
W	0	0	0	0	0	0	0	0	0
G	0	0	74.62	160.3846	-305.942	0	0	0	0
DERUX Max	72.1713	0	0	0	235.4764	278.319	0	0	0
DERUY Max	0	82.5103	0	268.934	0	338.2923	0	0	0
COMB1	0	0	552.0172	632.8708	-2263.2705	0	0	0	0
COMB2	0	0	580.0856	613.9711	-2378.351	0	0	0	0
COMB3	0	0	539.9876	587.1547	-2213.9492	0	0	0	0
COMB4	0	0	539.9876	587.1547	-2213.9492	0	0	0	0
COMB5 Max	138.6488	41.7346	539.9876	723.1845	-1761.6444	773.4609	0	0	0
COMB5 Min	-138.6488	-41.7346	539.9876	451.1248	-2666.2539	-773.4609	0	0	0
COMB6 Max	41.5946	139.1155	539.9876	1040.5875	-2078.2577	751.0781	0	0	0
COMB6 Min	-41.5946	-139.1155	539.9876	133.7219	-2349.6406	-751.0781	0	0	0
COMB7 Max	41.5946	139.1155	354.8682	860.2783	-1319.2682	751.0781	0	0	0
COMB7 Min	-41.5946	-139.1155	354.8682	-46.5873	-1590.6511	-751.0781	0	0	0
COMB8 Max	138.6488	41.7346	354.8682	542.8754	-1002.6548	773.4609	0	0	0
COMB8 Min	-138.6488	-41.7346	354.8682	270.8157	-1907.2644	-773.4609	0	0	0
ENVE Max	138.6488	139.1155	580.0856	1040.5875	-1002.6548	773.4609	0	0	0
ENVE Min	-138.6488	-139.1155	354.8682	-46.5873	-2666.2539	-773.4609	0	0	0
CIM01	0	0	394.298	452.0506	-1616.6218	0	0	0	0
CIM02	0	0	461.128	496.7446	-1890.6248	0	0	0	0
CIM03	0	0	394.298	452.0506	-1616.6218	0	0	0	0
CIM04	0	0	444.4205	485.5711	-1822.1241	0	0	0	0
CIM05 Max	97.0541	29.2142	394.298	547.2715	-1300.0085	541.4226	0	0	0
CIM05 Min	-97.0541	-29.2142	394.298	356.8297	-1933.2351	-541.4226	0	0	0
CIM06 Max	29.1162	97.3808	394.298	769.4536	-1521.6378	525.7547	0	0	0
CIM06 Min	-29.1162	-97.3808	394.298	134.6476	-1711.6058	-525.7547	0	0	0
CIM07 Max	73.4838	22.2585	444.4205	558.1203	-1582.4025	410.5046	0	0	0
CIM07 Min	-73.4838	-22.2585	444.4205	413.0218	-2061.8456	-410.5046	0	0	0
CIM08 Max	22.1838	73.7312	444.4205	725.8905	-1749.7553	398.6737	0	0	0
CIM08 Min	-22.1838	-73.7312	444.4205	245.2517	-1894.4928	-398.6737	0	0	0
DER01	0	0	552.0172	632.8708	-2263.2705	0	0	0	0
DER02	0	0	580.0856	613.9711	-2378.351	0	0	0	0
DER03	0	0	539.9876	587.1547	-2213.9492	0	0	0	0
DER04	0	0	539.9876	587.1547	-2213.9492	0	0	0	0
DER05 Max	525.0018	0	539.9876	587.1547	-501.2703	2280.8296	0	0	0
DER05 Min	-525.0018	0	539.9876	587.1547	-3926.628	-2280.8296	0	0	0
DER06 Max	0	525.0084	539.9876	2298.3664	-2213.9492	2152.5344	0	0	0
DER06 Min	0	-525.0084	539.9876	-1124.057	-2213.9492	-2152.5344	0	0	0
DER07 Max	525.0018	0	354.8682	406.8455	257.7192	2280.8296	0	0	0
DER07 Min	-525.0018	0	354.8682	406.8455	-3167.6385	-2280.8296	0	0	0
DER08 Max	0	525.0084	354.8682	2118.0572	-1454.9596	2152.5344	0	0	0
DER08 Min	0	-525.0084	354.8682	-1304.3662	-1454.9596	-2152.5344	0	0	0
DERUD01	0	0	552.0172	632.8708	-2263.2705	0	0	0	0
DERUD02	0	0	580.0856	613.9711	-2378.351	0	0	0	0
DERUD03	0	0	539.9876	587.1547	-2213.9492	0	0	0	0
DERUD04	0	0	539.9876	587.1547	-2213.9492	0	0	0	0
DERUD05 Max	72.1713	0	539.9876	587.1547	-1978.4728	278.319	0	0	0

Load Case/Combo	FX kN	FY kN	FZ kN	MX kN-m	MY kN-m	MZ kN-m	X m	Y m	Z m
DERUD05 Min	-72.1713	0	539.9876	587.1547	-2449.4255	-278.319	0	0	0
DERUD06 Max	0	82.5103	539.9876	856.0887	-2213.9492	338.2923	0	0	0
DERUD06 Min	0	-82.5103	539.9876	318.2207	-2213.9492	-338.2923	0	0	0
DERUD07 Max	72.1713	0	354.8682	406.8455	-1219.4832	278.319	0	0	0
DERUD07 Min	-72.1713	0	354.8682	406.8455	-1690.436	-278.319	0	0	0
DERUD08 Max	0	82.5103	354.8682	675.7795	-1454.9596	338.2923	0	0	0
DERUD08 Min	0	-82.5103	354.8682	137.9115	-1454.9596	-338.2923	0	0	0
CIM09 Max	97.0541	29.2142	236.5788	366.4512	-653.3597	541.4226	0	0	0
CIM09 Min	-97.0541	-29.2142	236.5788	176.0095	-1286.5864	-541.4226	0	0	0
CIM10 Max	29.1162	97.3808	236.5788	588.6333	-874.9891	525.7547	0	0	0
CIM10 Min	-29.1162	-97.3808	236.5788	-46.1726	-1064.9571	-525.7547	0	0	0
CIM11	0	0	468.918	612.4352	-1922.5638	0	0	0	0
CIM12	0	0	500.3855	605.8595	-2051.5806	0	0	0	0
CIM13 Max	73.4838	22.2585	500.3855	678.4088	-1811.859	410.5046	0	0	0
CIM13 Min	-73.4838	-22.2585	500.3855	533.3103	-2291.3021	-410.5046	0	0	0
CIM14 Max	22.1838	73.7312	500.3855	846.1789	-1979.2118	398.6737	0	0	0
CIM14 Min	-22.1838	-73.7312	500.3855	365.5401	-2123.9493	-398.6737	0	0	0
CIM15	0	0	236.5788	271.2304	-969.9731	0	0	0	0
COMB9	0	0	580.0856	613.9711	-2378.351	0	0	0	0
COMB10	0	0	539.9876	587.1547	-2213.9492	0	0	0	0
COMB11	0	0	539.9876	587.1547	-2213.9492	0	0	0	0
DER09	0	0	617.3956	694.1634	-2531.322	0	0	0	0
DER10	0	0	659.3796	843.77	-2703.4564	0	0	0	0
DER11	0	0	577.2976	667.347	-2366.9202	0	0	0	0
DERUD09	0	0	617.3956	694.1634	-2531.322	0	0	0	0
DERUD10	0	0	659.3796	843.77	-2703.4564	0	0	0	0
DERUD11	0	0	577.2976	667.347	-2366.9202	0	0	0	0

Table 5.2 - Centers of Mass and Rigidity

Story	Diaphragm	Mass X kg	Mass Y kg	XCM m	YCM m	Cumulative X kg	Cumulative Y kg	XCCM m	YCCM m	XCR m	YCR m
N1	D1	30207.67	30207.67	4.1	-0.8161	30207.67	30207.67	4.1	-0.8161	4.1	2.7697

Table 5.3 - Diaphragm Center of Mass Displacements

Story	Diaphragm	Load Case/Combo	UX mm	UY mm	RZ rad	Point	X m	Y m	Z m
N1	D1	D	0	-1.3	0	1	4.1	-0.8161	3.25
N1	D1	L	0	-0.3	0	1	4.1	-0.8161	3.25
N1	D1	LR	0	0	0	1	4.1	-0.8161	3.25
N1	D1	EX Max	21.9	0	0.002502	1	4.1	-0.8161	3.25
N1	D1	EY Max	0	13.4	0	1	4.1	-0.8161	3.25
N1	D1	DISX Max	5.8	0	0.000661	1	4.1	-0.8161	3.25
N1	D1	DISY Max	0	3.5	0	1	4.1	-0.8161	3.25
N1	D1	W	0	0	0	1	4.1	-0.8161	3.25
N1	D1	G	0	-0.1	0	1	4.1	-0.8161	3.25
N1	D1	DERUX Max	3.1	0	0.000349	1	4.1	-0.8161	3.25
N1	D1	DERUY Max	0	2.1	0	1	4.1	-0.8161	3.25
N1	D1	COMB1	0	-1.8	0	1	4.1	-0.8161	3.25
N1	D1	COMB2	0	-1.9	0	1	4.1	-0.8161	3.25
N1	D1	COMB3	0	-1.8	0	1	4.1	-0.8161	3.25
N1	D1	COMB4	0	-1.8	0	1	4.1	-0.8161	3.25
N1	D1	COMB5 Max	5.8	-0.7	0.000661	1	4.1	-0.8161	3.25
N1	D1	COMB5 Min	-5.8	-2.8	-0.000661	1	4.1	-0.8161	3.25
N1	D1	COMB6 Max	1.7	1.8	0.000198	1	4.1	-0.8161	3.25
N1	D1	COMB6 Min	-1.7	-5.3	-0.000198	1	4.1	-0.8161	3.25
N1	D1	COMB7 Max	1.7	2.4	0.000198	1	4.1	-0.8161	3.25
N1	D1	COMB7 Min	-1.7	-4.7	-0.000198	1	4.1	-0.8161	3.25
N1	D1	COMB8 Max	5.8	-0.1	0.000661	1	4.1	-0.8161	3.25
N1	D1	COMB8 Min	-5.8	-2.2	-0.000661	1	4.1	-0.8161	3.25
N1	D1	ENVE Max	5.8	2.4	0.000661	1	4.1	-0.8161	3.25

Story	Diaphragm	Load Case/Combo	UX mm	UY mm	RZ rad	Point	X m	Y m	Z m
N1	D1	ENVE Min	-5.8	-5.3	-0.000661	1	4.1	-0.8161	3.25
N1	D1	CIM01	0	-1.3	0	1	4.1	-0.8161	3.25
N1	D1	CIM02	0	-1.5	0	1	4.1	-0.8161	3.25
N1	D1	CIM03	0	-1.3	0	1	4.1	-0.8161	3.25
N1	D1	CIM04	0	-1.5	0	1	4.1	-0.8161	3.25
N1	D1	CIM05 Max	4.1	-0.5	0.000462	1	4.1	-0.8161	3.25
N1	D1	CIM05 Min	-4.1	-2	-0.000462	1	4.1	-0.8161	3.25
N1	D1	CIM06 Max	1.2	1.2	0.000139	1	4.1	-0.8161	3.25
N1	D1	CIM06 Min	-1.2	-3.7	-0.000139	1	4.1	-0.8161	3.25
N1	D1	CIM07 Max	3.1	-0.9	0.00035	1	4.1	-0.8161	3.25
N1	D1	CIM07 Min	-3.1	-2	-0.00035	1	4.1	-0.8161	3.25
N1	D1	CIM08 Max	0.9	0.4	0.000106	1	4.1	-0.8161	3.25
N1	D1	CIM08 Min	-0.9	-3.3	-0.000106	1	4.1	-0.8161	3.25
N1	D1	DER01	0	-1.8	0	1	4.1	-0.8161	3.25
N1	D1	DER02	0	-1.9	0	1	4.1	-0.8161	3.25
N1	D1	DER03	0	-1.8	0	1	4.1	-0.8161	3.25
N1	D1	DER04	0	-1.8	0	1	4.1	-0.8161	3.25
N1	D1	DER05 Max	21.9	-1.8	0.002502	1	4.1	-0.8161	3.25
N1	D1	DER05 Min	-21.9	-1.8	-0.002502	1	4.1	-0.8161	3.25
N1	D1	DER06 Max	0	11.6	0	1	4.1	-0.8161	3.25
N1	D1	DER06 Min	0	-15.2	0	1	4.1	-0.8161	3.25
N1	D1	DER07 Max	21.9	-1.1	0.002502	1	4.1	-0.8161	3.25
N1	D1	DER07 Min	-21.9	-1.1	-0.002502	1	4.1	-0.8161	3.25
N1	D1	DER08 Max	0	12.2	0	1	4.1	-0.8161	3.25
N1	D1	DER08 Min	0	-14.5	0	1	4.1	-0.8161	3.25
N1	D1	DERUD01	0	-1.8	0	1	4.1	-0.8161	3.25
N1	D1	DERUD02	0	-1.9	0	1	4.1	-0.8161	3.25
N1	D1	DERUD03	0	-1.8	0	1	4.1	-0.8161	3.25
N1	D1	DERUD04	0	-1.8	0	1	4.1	-0.8161	3.25
N1	D1	DERUD05 Max	3.1	-1.8	0.000349	1	4.1	-0.8161	3.25
N1	D1	DERUD05 Min	-3.1	-1.8	-0.000349	1	4.1	-0.8161	3.25
N1	D1	DERUD06 Max	0	0.3	0	1	4.1	-0.8161	3.25
N1	D1	DERUD06 Min	0	-3.9	0	1	4.1	-0.8161	3.25
N1	D1	DERUD07 Max	3.1	-1.1	0.000349	1	4.1	-0.8161	3.25
N1	D1	DERUD07 Min	-3.1	-1.1	-0.000349	1	4.1	-0.8161	3.25
N1	D1	DERUD08 Max	0	1	0	1	4.1	-0.8161	3.25
N1	D1	DERUD08 Min	0	-3.2	0	1	4.1	-0.8161	3.25
N1	D1	CIM09 Max	4.1	-0.01563	0.000462	1	4.1	-0.8161	3.25
N1	D1	CIM09 Min	-4.1	-1.5	-0.000462	1	4.1	-0.8161	3.25
N1	D1	CIM10 Max	1.2	1.7	0.000139	1	4.1	-0.8161	3.25
N1	D1	CIM10 Min	-1.2	-3.2	-0.000139	1	4.1	-0.8161	3.25
N1	D1	CIM11	0	-1.4	0	1	4.1	-0.8161	3.25
N1	D1	CIM12	0	-1.6	0	1	4.1	-0.8161	3.25
N1	D1	CIM13 Max	3.1	-1	0.00035	1	4.1	-0.8161	3.25
N1	D1	CIM13 Min	-3.1	-2.1	-0.00035	1	4.1	-0.8161	3.25
N1	D1	CIM14 Max	0.9	0.3	0.000106	1	4.1	-0.8161	3.25
N1	D1	CIM14 Min	-0.9	-3.4	-0.000106	1	4.1	-0.8161	3.25
N1	D1	CIM15	0	-0.8	0	1	4.1	-0.8161	3.25
N1	D1	COMB9	0	-1.9	0	1	4.1	-0.8161	3.25
N1	D1	COMB10	0	-1.8	0	1	4.1	-0.8161	3.25
N1	D1	COMB11	0	-1.8	0	1	4.1	-0.8161	3.25
N1	D1	DER09	0	-2	0	1	4.1	-0.8161	3.25
N1	D1	DER10	0	-2	0	1	4.1	-0.8161	3.25
N1	D1	DER11	0	-1.9	0	1	4.1	-0.8161	3.25
N1	D1	DERUD09	0	-2	0	1	4.1	-0.8161	3.25
N1	D1	DERUD10	0	-2	0	1	4.1	-0.8161	3.25
N1	D1	DERUD11	0	-1.9	0	1	4.1	-0.8161	3.25

5.2 Story Results

Table 5.4 - Story Max/Avg Displacements

Story	Load Case/Combo	Direction	Maximum mm	Average mm	Ratio
N1	D	Y	1.3	1.3	1
N1	L	Y	0.3	0.3	1
N1	EX Max	X	20.2	20.2	1
N1	EX Max	Y	10.3	10.3	1
N1	EY Max	Y	13.4	13.4	1
N1	DISX Max	X	5.3	5.3	1
N1	DISX Max	Y	2.7	2.7	1
N1	DISY Max	Y	3.5	3.5	1
N1	G	Y	0.1	0.1	1
N1	DERUX Max	X	2.9	2.9	1
N1	DERUX Max	Y	1.4	1.4	1
N1	DERUY Max	Y	2.1	2.1	1
N1	COMB1	Y	1.8	1.8	1
N1	COMB2	Y	1.9	1.9	1
N1	COMB3	Y	1.8	1.8	1
N1	COMB4	Y	1.8	1.8	1
N1	COMB5 Max	X	5.3	5.3	1
N1	COMB5 Max	Y	2	2	1
N1	COMB5 Min	X	5.3	5.3	1
N1	COMB5 Min	Y	5.6	5.6	1
N1	COMB6 Max	X	1.6	1.6	1
N1	COMB6 Max	Y	2.6	2.6	1
N1	COMB6 Min	X	1.6	1.6	1
N1	COMB6 Min	Y	6.1	6.1	1
N1	COMB7 Max	X	1.6	1.6	1
N1	COMB7 Max	Y	3.2	3.2	1
N1	COMB7 Min	X	1.6	1.6	1
N1	COMB7 Min	Y	5.5	5.5	1
N1	COMB8 Max	X	5.3	5.3	1
N1	COMB8 Max	Y	2.6	2.6	1
N1	COMB8 Min	X	5.3	5.3	1
N1	COMB8 Min	Y	4.9	4.9	1
N1	ENVE Max	X	5.3	5.3	1
N1	ENVE Max	Y	3.2	3.2	1
N1	ENVE Min	X	5.3	5.3	1
N1	ENVE Min	Y	6.1	6.1	1
N1	CIM01	Y	1.3	1.3	1
N1	CIM02	Y	1.5	1.5	1
N1	CIM03	Y	1.3	1.3	1
N1	CIM04	Y	1.5	1.5	1
N1	CIM05 Max	X	3.7	3.7	1
N1	CIM05 Max	Y	1.4	1.4	1
N1	CIM05 Min	X	3.7	3.7	1
N1	CIM05 Min	Y	3.9	3.9	1
N1	CIM06 Max	X	1.1	1.1	1
N1	CIM06 Max	Y	1.8	1.8	1
N1	CIM06 Min	X	1.1	1.1	1
N1	CIM06 Min	Y	4.3	4.3	1
N1	CIM07 Max	X	2.8	2.8	1
N1	CIM07 Max	Y	0.5	0.5	1
N1	CIM07 Min	X	2.8	2.8	1
N1	CIM07 Min	Y	3.5	3.5	1
N1	CIM08 Max	X	0.9	0.9	1
N1	CIM08 Max	Y	0.8	0.8	1
N1	CIM08 Min	X	0.9	0.9	1
N1	CIM08 Min	Y	3.8	3.8	1
N1	DER01	Y	1.8	1.8	1
N1	DER02	Y	1.9	1.9	1
N1	DER03	Y	1.8	1.8	1
N1	DER04	Y	1.8	1.8	1

Story	Load Case/Combo	Direction	Maximum mm	Average mm	Ratio
N1	DER05 Max	X	20.2	20.2	1
N1	DER05 Max	Y	8.5	8.5	1
N1	DER05 Min	X	20.2	20.2	1
N1	DER05 Min	Y	12	12	1
N1	DER06 Max	Y	11.6	11.6	1
N1	DER06 Min	Y	15.2	15.2	1
N1	DER07 Max	X	20.2	20.2	1
N1	DER07 Max	Y	9.1	9.1	1
N1	DER07 Min	X	20.2	20.2	1
N1	DER07 Min	Y	11.4	11.4	1
N1	DER08 Max	Y	12.2	12.2	1
N1	DER08 Min	Y	14.5	14.5	1
N1	DERUD01	Y	1.8	1.8	1
N1	DERUD02	Y	1.9	1.9	1
N1	DERUD03	Y	1.8	1.8	1
N1	DERUD04	Y	1.8	1.8	1
N1	DERUD05 Max	X	2.9	2.9	1
N1	DERUD05 Max	Y	0.4	0.4	1
N1	DERUD05 Min	X	2.9	2.9	1
N1	DERUD05 Min	Y	3.2	3.2	1
N1	DERUD06 Max	Y	0.3	0.3	1
N1	DERUD06 Min	Y	3.9	3.9	1
N1	DERUD07 Max	X	2.9	2.9	1
N1	DERUD07 Max	Y	0.3	0.3	1
N1	DERUD07 Min	X	2.9	2.9	1
N1	DERUD07 Min	Y	2.6	2.6	1
N1	DERUD08 Max	Y	1	1	1
N1	DERUD08 Min	Y	3.2	3.2	1
N1	CIM09 Max	X	3.7	3.7	1
N1	CIM09 Max	Y	1.9	1.9	1
N1	CIM09 Min	X	3.7	3.7	1
N1	CIM09 Min	Y	3.4	3.4	1
N1	CIM10 Max	X	1.1	1.1	1
N1	CIM10 Max	Y	2.3	2.3	1
N1	CIM10 Min	X	1.1	1.1	1
N1	CIM10 Min	Y	3.8	3.8	1
N1	CIM11	Y	1.4	1.4	1
N1	CIM12	Y	1.6	1.6	1
N1	CIM13 Max	X	2.8	2.8	1
N1	CIM13 Max	Y	0.4	0.4	1
N1	CIM13 Min	X	2.8	2.8	1
N1	CIM13 Min	Y	3.6	3.6	1
N1	CIM14 Max	X	0.9	0.9	1
N1	CIM14 Max	Y	0.7	0.7	1
N1	CIM14 Min	X	0.9	0.9	1
N1	CIM14 Min	Y	3.9	3.9	1
N1	CIM15	Y	0.8	0.8	1
N1	COMB9	Y	1.9	1.9	1
N1	COMB10	Y	1.8	1.8	1
N1	COMB11	Y	1.8	1.8	1
N1	DER09	Y	2	2	1
N1	DER10	Y	2	2	1
N1	DER11	Y	1.9	1.9	1
N1	DERUD09	Y	2	2	1
N1	DERUD10	Y	2	2	1
N1	DERUD11	Y	1.9	1.9	1

Table 5.5 - Story Drifts

Story	Load Case/Combo	Direction	Drift	Label	X m	Y m	Z m

Story	Load Case/Combo	Direction	Drift	Label	X m	Y m	Z m
N1	D	Y	0.00039	1	0	0	3.25
N1	L	Y	8.2E-05	1	0	0	3.25
N1	EX Max	X	0.006214	3	8.2	0	3.25
N1	EX Max	Y	0.003156	1	0	0	3.25
N1	EY Max	Y	0.004113	1	0	0	3.25
N1	DISX Max	X	0.001641	3	8.2	0	3.25
N1	DISX Max	Y	0.000833	1	0	0	3.25
N1	DISY Max	Y	0.00109	1	0	0	3.25
N1	G	Y	4.2E-05	2	0	6.7	3.25
N1	DERUX Max	X	0.000888	3	8.2	0	3.25
N1	DERUX Max	Y	0.00044	1	0	0	3.25
N1	DERUY Max	Y	0.000646	1	0	0	3.25
N1	COMB1	Y	0.000545	1	0	0	3.25
N1	COMB2	Y	0.000599	1	0	0	3.25
N1	COMB3	Y	0.00055	1	0	0	3.25
N1	COMB4	Y	0.00055	1	0	0	3.25
N1	COMB5 Max	X	0.001641	3	8.2	0	3.25
N1	COMB5 Max	Y	0.000611	1	0	0	3.25
N1	COMB5 Min	X	0.001641	3	8.2	0	3.25
N1	COMB5 Min	Y	0.00171	1	0	0	3.25
N1	COMB6 Max	X	0.000492	3	8.2	0	3.25
N1	COMB6 Max	Y	0.00079	1	0	0	3.25
N1	COMB6 Min	X	0.000492	3	8.2	0	3.25
N1	COMB6 Min	Y	0.00189	1	0	0	3.25
N1	COMB7 Max	X	0.000492	3	8.2	0	3.25
N1	COMB7 Max	Y	0.000989	1	0	0	3.25
N1	COMB7 Min	X	0.000492	3	8.2	0	3.25
N1	COMB7 Min	Y	0.001691	1	0	0	3.25
N1	COMB8 Max	X	0.001641	3	8.2	0	3.25
N1	COMB8 Max	Y	0.00081	1	0	0	3.25
N1	COMB8 Min	X	0.001641	3	8.2	0	3.25
N1	COMB8 Min	Y	0.001511	1	0	0	3.25
N1	ENVE Max	X	0.001641	3	8.2	0	3.25
N1	ENVE Max	Y	0.000989	1	0	0	3.25
N1	ENVE Min	X	0.001641	3	8.2	0	3.25
N1	ENVE Min	Y	0.00189	1	0	0	3.25
N1	CIM01	Y	0.00039	1	0	0	3.25
N1	CIM02	Y	0.000472	1	0	0	3.25
N1	CIM03	Y	0.00039	1	0	0	3.25
N1	CIM04	Y	0.000451	1	0	0	3.25
N1	CIM05 Max	X	0.001149	3	8.2	0	3.25
N1	CIM05 Max	Y	0.000423	1	0	0	3.25
N1	CIM05 Min	X	0.001149	3	8.2	0	3.25
N1	CIM05 Min	Y	0.001202	1	0	0	3.25
N1	CIM06 Max	X	0.000345	3	8.2	0	3.25
N1	CIM06 Max	Y	0.000548	1	0	0	3.25
N1	CIM06 Min	X	0.000345	3	8.2	0	3.25
N1	CIM06 Min	Y	0.001328	1	0	0	3.25
N1	CIM07 Max	X	0.00087	3	8.2	0	3.25
N1	CIM07 Max	Y	0.000165	1	0	0	3.25
N1	CIM07 Min	X	0.00087	3	8.2	0	3.25
N1	CIM07 Min	Y	0.001067	1	0	0	3.25
N1	CIM08 Max	X	0.000263	3	8.2	0	3.25
N1	CIM08 Max	Y	0.00026	1	0	0	3.25
N1	CIM08 Min	X	0.000263	3	8.2	0	3.25
N1	CIM08 Min	Y	0.001162	1	0	0	3.25
N1	DER01	Y	0.000545	1	0	0	3.25
N1	DER02	Y	0.000599	1	0	0	3.25
N1	DER03	Y	0.00055	1	0	0	3.25
N1	DER04	Y	0.00055	1	0	0	3.25

Story	Load Case/Combo	Direction	Drift	Label	X m	Y m	Z m
N1	DER05 Max	X	0.006214	3	8.2	0	3.25
N1	DER05 Max	Y	0.002606	1	0	0	3.25
N1	DER05 Min	X	0.006214	3	8.2	0	3.25
N1	DER05 Min	Y	0.003706	1	0	0	3.25
N1	DER06 Max	Y	0.003564	1	0	0	3.25
N1	DER06 Min	Y	0.004663	1	0	0	3.25
N1	DER07 Max	X	0.006214	3	8.2	0	3.25
N1	DER07 Max	Y	0.002805	1	0	0	3.25
N1	DER07 Min	X	0.006214	3	8.2	0	3.25
N1	DER07 Min	Y	0.003506	1	0	0	3.25
N1	DER08 Max	Y	0.003763	1	0	0	3.25
N1	DER08 Min	Y	0.004464	1	0	0	3.25
N1	DERUD01	Y	0.000545	1	0	0	3.25
N1	DERUD02	Y	0.000599	1	0	0	3.25
N1	DERUD03	Y	0.00055	1	0	0	3.25
N1	DERUD04	Y	0.00055	1	0	0	3.25
N1	DERUD05 Max	X	0.000888	3	8.2	0	3.25
N1	DERUD05 Max	Y	0.00011	3	8.2	0	3.25
N1	DERUD05 Min	X	0.000888	3	8.2	0	3.25
N1	DERUD05 Min	Y	0.00099	1	0	0	3.25
N1	DERUD06 Max	Y	9.7E-05	4	8.2	6.7	3.25
N1	DERUD06 Min	Y	0.001196	1	0	0	3.25
N1	DERUD07 Max	X	0.000888	3	8.2	0	3.25
N1	DERUD07 Max	Y	8.9E-05	1	0	0	3.25
N1	DERUD07 Min	X	0.000888	3	8.2	0	3.25
N1	DERUD07 Min	Y	0.00079	1	0	0	3.25
N1	DERUD08 Max	Y	0.000296	3	8.2	0	3.25
N1	DERUD08 Min	Y	0.000997	1	0	0	3.25
N1	CIM09 Max	X	0.001149	3	8.2	0	3.25
N1	CIM09 Max	Y	0.000579	1	0	0	3.25
N1	CIM09 Min	X	0.001149	3	8.2	0	3.25
N1	CIM09 Min	Y	0.001046	1	0	0	3.25
N1	CIM10 Max	X	0.000345	3	8.2	0	3.25
N1	CIM10 Max	Y	0.000704	1	0	0	3.25
N1	CIM10 Min	X	0.000345	3	8.2	0	3.25
N1	CIM10 Min	Y	0.001172	1	0	0	3.25
N1	CIM11	Y	0.00043	1	0	0	3.25
N1	CIM12	Y	0.000481	1	0	0	3.25
N1	CIM13 Max	X	0.00087	3	8.2	0	3.25
N1	CIM13 Max	Y	0.000135	1	0	0	3.25
N1	CIM13 Min	X	0.00087	3	8.2	0	3.25
N1	CIM13 Min	Y	0.001098	1	0	0	3.25
N1	CIM14 Max	X	0.000263	3	8.2	0	3.25
N1	CIM14 Max	Y	0.00023	1	0	0	3.25
N1	CIM14 Min	X	0.000263	3	8.2	0	3.25
N1	CIM14 Min	Y	0.001193	1	0	0	3.25
N1	CIM15	Y	0.000234	1	0	0	3.25
N1	COMB9	Y	0.000599	1	0	0	3.25
N1	COMB10	Y	0.00055	1	0	0	3.25
N1	COMB11	Y	0.00055	1	0	0	3.25
N1	DER09	Y	0.000619	1	0	0	3.25
N1	DER10	Y	0.000614	1	0	0	3.25
N1	DER11	Y	0.00057	1	0	0	3.25
N1	DERUD09	Y	0.000619	1	0	0	3.25
N1	DERUD10	Y	0.000614	1	0	0	3.25
N1	DERUD11	Y	0.00057	1	0	0	3.25

Table 5.6 - Story Max/Avg Drifts

Story	Load Case/Combo	Direction	Max Drift mm	Avg Drift mm	Ratio

Story	Load Case/Combo	Direction	Max Drift mm	Avg Drift mm	Ratio
N1	D	Y	1.3	1.3	1.006
N1	L	Y	0.3	0.3	1.005
N1	EX Max	X	20.2	15.3	1.322
N1	EX Max	Y	10.3	10.2	1.006
N1	EY Max	Y	13.4	13.3	1.005
N1	DISX Max	X	5.3	4	1.322
N1	DISX Max	Y	2.7	2.7	1.006
N1	DISY Max	Y	3.5	3.5	1.005
N1	G	Y	0.1	0.1	1.021
N1	DERUX Max	X	2.9	2.1	1.408
N1	DERUX Max	Y	1.4	1.4	1.006
N1	DERUY Max	Y	2.1	2.1	1.005
N1	COMB1	Y	1.8	1.8	1.006
N1	COMB2	Y	1.9	1.9	1.006
N1	COMB3	Y	1.8	1.8	1.006
N1	COMB4	Y	1.8	1.8	1.006
N1	COMB5 Max	X	5.3	4	1.324
N1	COMB5 Max	Y	2	2	1.005
N1	COMB5 Min	X	5.3	4	1.324
N1	COMB5 Min	Y	5.6	5.5	1.006
N1	COMB6 Max	X	1.6	1.2	1.329
N1	COMB6 Max	Y	2.6	2.6	1.004
N1	COMB6 Min	X	1.6	1.2	1.329
N1	COMB6 Min	Y	6.1	6.1	1.005
N1	COMB7 Max	X	1.6	1.2	1.327
N1	COMB7 Max	Y	3.2	3.2	1.004
N1	COMB7 Min	X	1.6	1.2	1.327
N1	COMB7 Min	Y	5.5	5.5	1.005
N1	COMB8 Max	X	5.3	4	1.324
N1	COMB8 Max	Y	2.6	2.6	1.005
N1	COMB8 Min	X	5.3	4	1.324
N1	COMB8 Min	Y	4.9	4.9	1.006
N1	ENVE Max	X	5.3	4	1.324
N1	ENVE Max	Y	3.2	3.2	1.004
N1	ENVE Min	X	5.3	4	1.324
N1	ENVE Min	Y	6.1	6.1	1.005
N1	CIM01	Y	1.3	1.3	1.006
N1	CIM02	Y	1.5	1.5	1.006
N1	CIM03	Y	1.3	1.3	1.006
N1	CIM04	Y	1.5	1.5	1.006
N1	CIM05 Max	X	3.7	2.8	1.325
N1	CIM05 Max	Y	1.4	1.4	1.005
N1	CIM05 Min	X	3.7	2.8	1.325
N1	CIM05 Min	Y	3.9	3.9	1.006
N1	CIM06 Max	X	1.1	0.8	1.33
N1	CIM06 Max	Y	1.8	1.8	1.004
N1	CIM06 Min	X	1.1	0.8	1.33
N1	CIM06 Min	Y	4.3	4.3	1.005
N1	CIM07 Max	X	2.8	2.1	1.325
N1	CIM07 Max	Y	0.5	0.5	1.004
N1	CIM07 Min	X	2.8	2.1	1.325
N1	CIM07 Min	Y	3.5	3.4	1.006
N1	CIM08 Max	X	0.9	0.6	1.332
N1	CIM08 Max	Y	0.8	0.8	1.003
N1	CIM08 Min	X	0.9	0.6	1.332
N1	CIM08 Min	Y	3.8	3.8	1.005
N1	DER01	Y	1.8	1.8	1.006
N1	DER02	Y	1.9	1.9	1.006
N1	DER03	Y	1.8	1.8	1.006
N1	DER04	Y	1.8	1.8	1.006

Story	Load Case/Combo	Direction	Max Drift mm	Avg Drift mm	Ratio
N1	DER05 Max	X	20.2	15.3	1.323
N1	DER05 Max	Y	8.5	8.4	1.006
N1	DER05 Min	X	20.2	15.3	1.323
N1	DER05 Min	Y	12	12	1.006
N1	DER06 Max	Y	11.6	11.5	1.004
N1	DER06 Min	Y	15.2	15.1	1.005
N1	DER07 Max	X	20.2	15.3	1.323
N1	DER07 Max	Y	9.1	9.1	1.006
N1	DER07 Min	X	20.2	15.3	1.323
N1	DER07 Min	Y	11.4	11.3	1.006
N1	DER08 Max	Y	12.2	12.2	1.004
N1	DER08 Min	Y	14.5	14.4	1.005
N1	DERUD01	Y	1.8	1.8	1.006
N1	DERUD02	Y	1.9	1.9	1.006
N1	DERUD03	Y	1.8	1.8	1.006
N1	DERUD04	Y	1.8	1.8	1.006
N1	DERUD05 Max	X	2.9	2	1.413
N1	DERUD05 Max	Y	0.4	0.4	1.007
N1	DERUD05 Min	X	2.9	2	1.413
N1	DERUD05 Min	Y	3.2	3.2	1.006
N1	DERUD06 Max	Y	0.3	0.3	1.003
N1	DERUD06 Min	Y	3.9	3.9	1.005
N1	DERUD07 Max	X	2.9	2	1.411
N1	DERUD07 Max	Y	0.3	0.3	1.004
N1	DERUD07 Min	X	2.9	2	1.411
N1	DERUD07 Min	Y	2.6	2.6	1.006
N1	DERUD08 Max	Y	1	1	1.003
N1	DERUD08 Min	Y	3.2	3.2	1.005
N1	CIM09 Max	X	3.7	2.8	1.324
N1	CIM09 Max	Y	1.9	1.9	1.005
N1	CIM09 Min	X	3.7	2.8	1.324
N1	CIM09 Min	Y	3.4	3.4	1.006
N1	CIM10 Max	X	1.1	0.8	1.327
N1	CIM10 Max	Y	2.3	2.3	1.004
N1	CIM10 Min	X	1.1	0.8	1.327
N1	CIM10 Min	Y	3.8	3.8	1.005
N1	CIM11	Y	1.4	1.4	1.004
N1	CIM12	Y	1.6	1.6	1.004
N1	CIM13 Max	X	2.8	2.1	1.325
N1	CIM13 Max	Y	0.4	0.4	1.01
N1	CIM13 Min	X	2.8	2.1	1.325
N1	CIM13 Min	Y	3.6	3.5	1.005
N1	CIM14 Max	X	0.9	0.6	1.333
N1	CIM14 Max	Y	0.7	0.7	1.006
N1	CIM14 Min	X	0.9	0.6	1.333
N1	CIM14 Min	Y	3.9	3.9	1.005
N1	CIM15	Y	0.8	0.8	1.006
N1	COMB9	Y	1.9	1.9	1.006
N1	COMB10	Y	1.8	1.8	1.006
N1	COMB11	Y	1.8	1.8	1.006
N1	DER09	Y	2	2	1.005
N1	DER10	Y	2	2	1.003
N1	DER11	Y	1.9	1.8	1.005
N1	DERUD09	Y	2	2	1.005
N1	DERUD10	Y	2	2	1.003
N1	DERUD11	Y	1.9	1.8	1.005

Table 5.7 - Story Forces

Story	Load Case/Combo	Location	P kN	VX kN	VY kN	T kN-m	MX kN-m	MY kN-m

Story	Load Case/Combo	Location	P kN	VX kN	VY kN	T kN-m	MX kN-m	MY kN-m
N1	D	Top	345.2932	0	0	0	288.3517	-1415.7021
N1	D	Bottom	394.298	0	0	0	452.0506	-1616.6218
N1	L	Top	66.83	0	0	0	44.7929	-274.003
N1	L	Bottom	66.83	0	0	0	44.694	-274.003
N1	LR	Top	0	0	0	0	0	0
N1	LR	Bottom	0	0	0	0	0	0
N1	EX Max	Top	0	525.0018	0	2280.8296	0	0.0007
N1	EX Max	Bottom	0	525.0018	0	2280.8296	0	1712.6788
N1	EY Max	Top	0	0	525.0084	2152.5344	0.0017	0
N1	EY Max	Bottom	0	0	525.0084	2152.5344	1711.2117	0
N1	DISX Max	Top	0	138.6488	0	602.3488	0	0.0002
N1	DISX Max	Bottom	0	138.6488	0	602.3488	0	452.3048
N1	DISY Max	Top	0	0	139.1155	570.3734	0.0004	0
N1	DISY Max	Bottom	0	0	139.1155	570.3734	453.4328	0
N1	W	Top	0	0	0	0	0	0
N1	W	Bottom	0	0	0	0	0	0
N1	G	Top	74.62	0	0	0	160.4332	-305.942
N1	G	Bottom	74.62	0	0	0	160.3846	-305.942
N1	DERUX Max	Top	0	72.1713	0	278.319	0	0.0001
N1	DERUX Max	Bottom	0	72.1713	0	278.319	0	235.4764
N1	DERUY Max	Top	0	0	82.5103	338.2923	0.0003	0
N1	DERUY Max	Bottom	0	0	82.5103	338.2923	268.934	0
N1	COMB1	Top	483.4105	0	0	0	403.6923	-1981.983
N1	COMB1	Bottom	552.0172	0	0	0	632.8708	-2263.2705
N1	COMB2	Top	521.2798	0	0	0	417.6907	-2137.2473
N1	COMB2	Bottom	580.0856	0	0	0	613.9711	-2378.351
N1	COMB3	Top	481.1818	0	0	0	390.8149	-1972.8455
N1	COMB3	Bottom	539.9876	0	0	0	587.1547	-2213.9492
N1	COMB4	Top	481.1818	0	0	0	390.8149	-1972.8455
N1	COMB4	Bottom	539.9876	0	0	0	587.1547	-2213.9492
N1	COMB5 Max	Top	481.1818	138.6488	41.7346	773.4609	390.815	-1972.8454
N1	COMB5 Max	Bottom	539.9876	138.6488	41.7346	773.4609	723.1845	-1761.6444
N1	COMB5 Min	Top	481.1818	-138.6488	-41.7346	-773.4609	390.8148	-1972.8457
N1	COMB5 Min	Bottom	539.9876	-138.6488	-41.7346	-773.4609	451.1248	-2666.2539
N1	COMB6 Max	Top	481.1818	41.5946	139.1155	751.0781	390.8154	-1972.8455
N1	COMB6 Max	Bottom	539.9876	41.5946	139.1155	751.0781	1040.5875	-2078.2577
N1	COMB6 Min	Top	481.1818	-41.5946	-139.1155	-751.0781	390.8145	-1972.8456
N1	COMB6 Min	Bottom	539.9876	-41.5946	-139.1155	-751.0781	133.7219	-2349.6406
N1	COMB7 Max	Top	310.7639	41.5946	139.1155	751.0781	259.5169	-1274.1319
N1	COMB7 Max	Bottom	354.8682	41.5946	139.1155	751.0781	860.2783	-1319.2682
N1	COMB7 Min	Top	310.7639	-41.5946	-139.1155	-751.0781	259.5161	-1274.132
N1	COMB7 Min	Bottom	354.8682	-41.5946	-139.1155	-751.0781	-46.5873	-1590.6511
N1	COMB8 Max	Top	310.7639	138.6488	41.7346	773.4609	259.5166	-1274.1317
N1	COMB8 Max	Bottom	354.8682	138.6488	41.7346	773.4609	542.8754	-1002.6548
N1	COMB8 Min	Top	310.7639	-138.6488	-41.7346	-773.4609	259.5164	-1274.1321
N1	COMB8 Min	Bottom	354.8682	-138.6488	-41.7346	-773.4609	270.8157	-1907.2644
N1	ENVE Max	Top	521.2798	138.6488	139.1155	773.4609	417.6907	-1274.1317
N1	ENVE Max	Bottom	580.0856	138.6488	139.1155	773.4609	1040.5875	-1002.6548
N1	ENVE Min	Top	310.7639	-138.6488	-139.1155	-773.4609	259.5161	-2137.2473
N1	ENVE Min	Bottom	354.8682	-138.6488	-139.1155	-773.4609	-46.5873	-2666.2539
N1	CIM01	Top	345.2932	0	0	0	288.3517	-1415.7021
N1	CIM01	Bottom	394.298	0	0	0	452.0506	-1616.6218
N1	CIM02	Top	412.1232	0	0	0	333.1446	-1689.7051
N1	CIM02	Bottom	461.128	0	0	0	496.7446	-1890.6248
N1	CIM03	Top	345.2932	0	0	0	288.3517	-1415.7021
N1	CIM03	Bottom	394.298	0	0	0	452.0506	-1616.6218
N1	CIM04	Top	395.4157	0	0	0	321.9464	-1621.2044
N1	CIM04	Bottom	444.4205	0	0	0	485.5711	-1822.1241
N1	CIM05 Max	Top	345.2932	97.0541	29.2142	541.4226	288.3518	-1415.702
N1	CIM05 Max	Bottom	394.298	97.0541	29.2142	541.4226	547.2715	-1300.0085

Story	Load Case/Combo	Location	P kN	VX kN	VY kN	T kN-m	MX kN-m	MY kN-m
N1	CIM05 Min	Top	345.2932	-97.0541	-29.2142	-541.4226	288.3516	-1415.7023
N1	CIM05 Min	Bottom	394.298	-97.0541	-29.2142	-541.4226	356.8297	-1933.2351
N1	CIM06 Max	Top	345.2932	29.1162	97.3808	525.7547	288.352	-1415.7021
N1	CIM06 Max	Bottom	394.298	29.1162	97.3808	525.7547	769.4536	-1521.6378
N1	CIM06 Min	Top	345.2932	-29.1162	-97.3808	-525.7547	288.3514	-1415.7022
N1	CIM06 Min	Bottom	394.298	-29.1162	-97.3808	-525.7547	134.6476	-1711.6058
N1	CIM07 Max	Top	395.4157	73.4838	22.2585	410.5046	321.9464	-1621.2043
N1	CIM07 Max	Bottom	444.4205	73.4838	22.2585	410.5046	558.1203	-1582.4025
N1	CIM07 Min	Top	395.4157	-73.4838	-22.2585	-410.5046	321.9463	-1621.2045
N1	CIM07 Min	Bottom	444.4205	-73.4838	-22.2585	-410.5046	413.0218	-2061.8456
N1	CIM08 Max	Top	395.4157	22.1838	73.7312	398.6737	321.9466	-1621.2043
N1	CIM08 Max	Bottom	444.4205	22.1838	73.7312	398.6737	725.8905	-1749.7553
N1	CIM08 Min	Top	395.4157	-22.1838	-73.7312	-398.6737	321.9461	-1621.2044
N1	CIM08 Min	Bottom	444.4205	-22.1838	-73.7312	-398.6737	245.2517	-1894.4928
N1	DER01	Top	483.4105	0	0	0	403.6923	-1981.983
N1	DER01	Bottom	552.0172	0	0	0	632.8708	-2263.2705
N1	DER02	Top	521.2798	0	0	0	417.6907	-2137.2473
N1	DER02	Bottom	580.0856	0	0	0	613.9711	-2378.351
N1	DER03	Top	481.1818	0	0	0	390.8149	-1972.8455
N1	DER03	Bottom	539.9876	0	0	0	587.1547	-2213.9492
N1	DER04	Top	481.1818	0	0	0	390.8149	-1972.8455
N1	DER04	Bottom	539.9876	0	0	0	587.1547	-2213.9492
N1	DER05 Max	Top	481.1818	525.0018	0	2280.8296	390.8149	-1972.8448
N1	DER05 Max	Bottom	539.9876	525.0018	0	2280.8296	587.1547	-501.2703
N1	DER05 Min	Top	481.1818	-525.0018	0	-2280.8296	390.8149	-1972.8463
N1	DER05 Min	Bottom	539.9876	-525.0018	0	-2280.8296	587.1547	-3926.628
N1	DER06 Max	Top	481.1818	0	525.0084	2152.5344	390.8166	-1972.8455
N1	DER06 Max	Bottom	539.9876	0	525.0084	2152.5344	2298.3664	-2213.9492
N1	DER06 Min	Top	481.1818	0	-525.0084	-2152.5344	390.8132	-1972.8455
N1	DER06 Min	Bottom	539.9876	0	-525.0084	-2152.5344	-1124.057	-2213.9492
N1	DER07 Max	Top	310.7639	525.0018	0	2280.8296	259.5165	-1274.1312
N1	DER07 Max	Bottom	354.8682	525.0018	0	2280.8296	406.8455	257.7192
N1	DER07 Min	Top	310.7639	-525.0018	0	-2280.8296	259.5165	-1274.1326
N1	DER07 Min	Bottom	354.8682	-525.0018	0	-2280.8296	406.8455	-3167.6385
N1	DER08 Max	Top	310.7639	0	525.0084	2152.5344	259.5182	-1274.1319
N1	DER08 Max	Bottom	354.8682	0	525.0084	2152.5344	2118.0572	-1454.9596
N1	DER08 Min	Top	310.7639	0	-525.0084	-2152.5344	259.5148	-1274.1319
N1	DER08 Min	Bottom	354.8682	0	-525.0084	-2152.5344	-1304.3662	-1454.9596
N1	DERUD01	Top	483.4105	0	0	0	403.6923	-1981.983
N1	DERUD01	Bottom	552.0172	0	0	0	632.8708	-2263.2705
N1	DERUD02	Top	521.2798	0	0	0	417.6907	-2137.2473
N1	DERUD02	Bottom	580.0856	0	0	0	613.9711	-2378.351
N1	DERUD03	Top	481.1818	0	0	0	390.8149	-1972.8455
N1	DERUD03	Bottom	539.9876	0	0	0	587.1547	-2213.9492
N1	DERUD04	Top	481.1818	0	0	0	390.8149	-1972.8455
N1	DERUD04	Bottom	539.9876	0	0	0	587.1547	-2213.9492
N1	DERUD05 Max	Top	481.1818	72.1713	0	278.319	390.8149	-1972.8454
N1	DERUD05 Max	Bottom	539.9876	72.1713	0	278.319	587.1547	-1978.4728
N1	DERUD05 Min	Top	481.1818	-72.1713	0	-278.319	390.8149	-1972.8456
N1	DERUD05 Min	Bottom	539.9876	-72.1713	0	-278.319	587.1547	-2449.4255
N1	DERUD06 Max	Top	481.1818	0	82.5103	338.2923	390.8152	-1972.8455
N1	DERUD06 Max	Bottom	539.9876	0	82.5103	338.2923	856.0887	-2213.9492
N1	DERUD06 Min	Top	481.1818	0	-82.5103	-338.2923	390.8146	-1972.8455
N1	DERUD06 Min	Bottom	539.9876	0	-82.5103	-338.2923	318.2207	-2213.9492
N1	DERUD07 Max	Top	310.7639	72.1713	0	278.319	259.5165	-1274.1318
N1	DERUD07 Max	Bottom	354.8682	72.1713	0	278.319	406.8455	-1219.4832
N1	DERUD07 Min	Top	310.7639	-72.1713	0	-278.319	259.5165	-1274.132
N1	DERUD07 Min	Bottom	354.8682	-72.1713	0	-278.319	406.8455	-1690.436
N1	DERUD08 Max	Top	310.7639	0	82.5103	338.2923	259.5168	-1274.1319
N1	DERUD08 Max	Bottom	354.8682	0	82.5103	338.2923	675.7795	-1454.9596

Story	Load Case/Combo	Location	P kN	VX kN	VY kN	T kN-m	MX kN-m	MY kN-m
N1	DERUD08 Min	Top	310.7639	0	-82.5103	-338.2923	259.5162	-1274.1319
N1	DERUD08 Min	Bottom	354.8682	0	-82.5103	-338.2923	137.9115	-1454.9596
N1	CIM09 Max	Top	207.1759	97.0541	29.2142	541.4226	173.0111	-849.4211
N1	CIM09 Max	Bottom	236.5788	97.0541	29.2142	541.4226	366.4512	-653.3597
N1	CIM09 Min	Top	207.1759	-97.0541	-29.2142	-541.4226	173.0109	-849.4214
N1	CIM09 Min	Bottom	236.5788	-97.0541	-29.2142	-541.4226	176.0095	-1286.5864
N1	CIM10 Max	Top	207.1759	29.1162	97.3808	525.7547	173.0113	-849.4212
N1	CIM10 Max	Bottom	236.5788	29.1162	97.3808	525.7547	588.6333	-874.9891
N1	CIM10 Min	Top	207.1759	-29.1162	-97.3808	-525.7547	173.0107	-849.4213
N1	CIM10 Min	Bottom	236.5788	-29.1162	-97.3808	-525.7547	-46.1726	-1064.9571
N1	CIM11	Top	419.9132	0	0	0	448.7849	-1721.6441
N1	CIM11	Bottom	468.918	0	0	0	612.4352	-1922.5638
N1	CIM12	Top	451.3807	0	0	0	442.2713	-1850.6609
N1	CIM12	Bottom	500.3855	0	0	0	605.8595	-2051.5806
N1	CIM13 Max	Top	451.3807	73.4838	22.2585	410.5046	442.2713	-1850.6608
N1	CIM13 Max	Bottom	500.3855	73.4838	22.2585	410.5046	678.4088	-1811.859
N1	CIM13 Min	Top	451.3807	-73.4838	-22.2585	-410.5046	442.2712	-1850.661
N1	CIM13 Min	Bottom	500.3855	-73.4838	-22.2585	-410.5046	533.3103	-2291.3021
N1	CIM14 Max	Top	451.3807	22.1838	73.7312	398.6737	442.2715	-1850.6608
N1	CIM14 Max	Bottom	500.3855	22.1838	73.7312	398.6737	846.1789	-1979.2118
N1	CIM14 Min	Top	451.3807	-22.1838	-73.7312	-398.6737	442.271	-1850.6609
N1	CIM14 Min	Bottom	500.3855	-22.1838	-73.7312	-398.6737	365.5401	-2123.9493
N1	CIM15	Top	207.1759	0	0	0	173.011	-849.4213
N1	CIM15	Bottom	236.5788	0	0	0	271.2304	-969.9731
N1	COMB9	Top	521.2798	0	0	0	417.6907	-2137.2473
N1	COMB9	Bottom	580.0856	0	0	0	613.9711	-2378.351
N1	COMB10	Top	481.1818	0	0	0	390.8149	-1972.8455
N1	COMB10	Bottom	539.9876	0	0	0	587.1547	-2213.9492
N1	COMB11	Top	481.1818	0	0	0	390.8149	-1972.8455
N1	COMB11	Bottom	539.9876	0	0	0	587.1547	-2213.9492
N1	DER09	Top	558.5898	0	0	0	497.9073	-2290.2183
N1	DER09	Bottom	617.3956	0	0	0	694.1634	-2531.322
N1	DER10	Top	600.5738	0	0	0	647.508	-2462.3527
N1	DER10	Bottom	659.3796	0	0	0	843.77	-2703.4564
N1	DER11	Top	518.4918	0	0	0	471.0315	-2125.8165
N1	DER11	Bottom	577.2976	0	0	0	667.347	-2366.9202
N1	DERUD09	Top	558.5898	0	0	0	497.9073	-2290.2183
N1	DERUD09	Bottom	617.3956	0	0	0	694.1634	-2531.322
N1	DERUD10	Top	600.5738	0	0	0	647.508	-2462.3527
N1	DERUD10	Bottom	659.3796	0	0	0	843.77	-2703.4564
N1	DERUD11	Top	518.4918	0	0	0	471.0315	-2125.8165
N1	DERUD11	Bottom	577.2976	0	0	0	667.347	-2366.9202

5.3 Point Results

Table 5.8 - Joint Reactions

Story	Joint Label	Unique Name	Load Case/Combo	FX kN	FY kN	FZ kN	MX kN-m	MY kN-m	MZ kN-m
Base	1	13	D	32.2994	-8.6882	160.1425	-1.826	34.2713	0
Base	1	13	L	6.2564	-1.3801	29.386	-0.8735	6.6383	0
Base	1	13	LR	0	0	0	0	0	0
Base	1	13	EX Max	200.037	110.0379	38.5801	206.2283	388.4371	24.9048
Base	1	13	EY Max	0.0007	131.3967	51.5318	256.0572	0.0008	0
Base	1	13	DISX Max	52.8282	29.0601	10.1887	54.4632	102.5831	6.5772
Base	1	13	DISY Max	0.0002	34.8172	13.6548	67.8494	0.0002	0
Base	1	13	W	0	0	0	0	0	0
Base	1	13	G	3.1281	3.1289	24.9936	-4.4592	3.3191	0
Base	1	13	DERUX Max	28.6281	15.3871	5.0192	28.7921	55.5675	3.4696
Base	1	13	DERUY Max	0.0001	20.6503	8.0987	40.2419	0.0001	0
Base	1	13	COMB1	45.2191	-12.1635	224.1994	-2.5564	47.9798	0
Base	1	13	COMB2	48.7694	-12.634	239.1885	-3.5888	51.7468	0

Story	Joint Label	Unique Name	Load Case/Combo	FX kN	FY kN	FZ kN	MX kN-m	MY kN-m	MZ kN-m
Base	1	13	COMB3	45.0156	-11.806	221.5569	-3.0647	47.7638	0
Base	1	13	COMB4	45.0156	-11.806	221.5569	-3.0647	47.7638	0
Base	1	13	COMB5 Max	97.8438	27.6993	235.842	71.7534	150.347	6.5772
Base	1	13	COMB5 Min	-7.8127	-51.3112	207.2718	-77.8827	-54.8193	-6.5772
Base	1	13	COMB6 Max	60.8642	31.7292	238.2683	81.1237	78.539	1.9731
Base	1	13	COMB6 Min	29.1669	-55.3412	204.8455	-87.2531	16.9887	-1.9731
Base	1	13	COMB7 Max	44.9181	35.7158	160.8396	82.545	61.6193	1.9731
Base	1	13	COMB7 Min	13.2208	-51.3546	127.4168	-85.8318	0.069	-1.9731
Base	1	13	COMB8 Max	81.8976	31.6859	158.4133	73.1747	133.4273	6.5772
Base	1	13	COMB8 Min	-23.7588	-47.3247	129.8431	-76.4614	-71.739	-6.5772
Base	1	13	ENVE Max	97.8438	35.7158	239.1885	82.545	150.347	6.5772
Base	1	13	ENVE Min	-23.7588	-55.3412	127.4168	-87.2531	-71.739	-6.5772
Base	1	13	CIM01	32.2994	-8.6882	160.1425	-1.826	34.2713	0
Base	1	13	CIM02	38.5557	-10.0683	189.5284	-2.6995	40.9096	0
Base	1	13	CIM03	32.2994	-8.6882	160.1425	-1.826	34.2713	0
Base	1	13	CIM04	36.9916	-9.7233	182.1819	-2.4811	39.25	0
Base	1	13	CIM05 Max	69.2791	18.9655	170.1421	50.5467	106.0795	4.604
Base	1	13	CIM05 Min	-4.6804	-36.3419	150.1429	-54.1986	-37.5369	-4.604
Base	1	13	CIM06 Max	43.3934	21.7865	171.8404	57.1059	55.8139	1.3812
Base	1	13	CIM06 Min	21.2053	-39.1629	148.4445	-60.7579	12.7287	-1.3812
Base	1	13	CIM07 Max	64.9906	11.2493	189.7667	37.2403	93.6191	3.4859
Base	1	13	CIM07 Min	8.9927	-30.6959	174.5972	-42.2025	-15.1191	-3.4859
Base	1	13	CIM08 Max	45.4442	13.3794	191.0492	42.1932	55.6634	1.0523
Base	1	13	CIM08 Min	28.539	-32.826	173.3147	-47.1554	22.8366	-1.0523
Base	1	13	DER01	45.2191	-12.1635	224.1994	-2.5564	47.9798	0
Base	1	13	DER02	48.7694	-12.634	239.1885	-3.5888	51.7468	0
Base	1	13	DER03	45.0156	-11.806	221.5569	-3.0647	47.7638	0
Base	1	13	DER04	45.0156	-11.806	221.5569	-3.0647	47.7638	0
Base	1	13	DER05 Max	245.0526	98.2319	260.137	203.1636	436.2009	24.9048
Base	1	13	DER05 Min	-155.0214	-121.8439	182.9768	-209.2929	-340.6732	-24.9048
Base	1	13	DER06 Max	45.0163	119.5907	273.0887	252.9925	47.7646	0
Base	1	13	DER06 Min	45.0148	-143.2026	170.0251	-259.1219	47.7631	0
Base	1	13	DER07 Max	229.1064	102.2185	182.7083	204.5849	419.2812	24.9048
Base	1	13	DER07 Min	-170.9676	-117.8573	105.5481	-207.8717	-357.5929	-24.9048
Base	1	13	DER08 Max	29.0701	123.5773	195.66	254.4138	30.8449	0
Base	1	13	DER08 Min	29.0687	-139.2161	92.5964	-257.7006	30.8434	0
Base	1	13	DERUD01	45.2191	-12.1635	224.1994	-2.5564	47.9798	0
Base	1	13	DERUD02	48.7694	-12.634	239.1885	-3.5888	51.7468	0
Base	1	13	DERUD03	45.0156	-11.806	221.5569	-3.0647	47.7638	0
Base	1	13	DERUD04	45.0156	-11.806	221.5569	-3.0647	47.7638	0
Base	1	13	DERUD05 Max	73.6437	3.5811	226.5761	25.7274	103.3313	3.4696
Base	1	13	DERUD05 Min	16.3874	-27.1931	216.5378	-31.8567	-7.8036	-3.4696
Base	1	13	DERUD06 Max	45.0157	8.8443	229.6557	37.1773	47.764	0
Base	1	13	DERUD06 Min	45.0155	-32.4563	213.4582	-43.3066	47.7637	0
Base	1	13	DERUD07 Max	57.6976	7.5677	149.1474	27.1487	86.4116	3.4696
Base	1	13	DERUD07 Min	0.4413	-23.2065	139.1091	-30.4354	-24.7233	-3.4696
Base	1	13	DERUD08 Max	29.0695	12.8309	152.227	38.5986	30.8443	0
Base	1	13	DERUD08 Min	29.0693	-28.4697	136.0295	-41.8853	30.844	0
Base	1	13	CIM09 Max	56.3594	22.4408	106.0851	51.2771	92.371	4.604
Base	1	13	CIM09 Min	-17.6001	-32.8666	86.0859	-53.4682	-51.2455	-4.604
Base	1	13	CIM10 Max	30.4737	25.2617	107.7834	57.8363	42.1054	1.3812
Base	1	13	CIM10 Min	8.2856	-35.6876	84.3875	-60.0275	-0.9798	-1.3812
Base	1	13	CIM11	35.4275	-5.5593	185.136	-6.2852	37.5904	0
Base	1	13	CIM12	39.3377	-7.3766	200.9271	-5.8255	41.7393	0
Base	1	13	CIM13 Max	67.3367	13.596	208.5119	33.8959	96.1084	3.4859
Base	1	13	CIM13 Min	11.3388	-28.3492	193.3423	-45.5469	-12.6297	-3.4859
Base	1	13	CIM14 Max	47.7903	15.7261	209.7943	38.8488	58.1528	1.0523
Base	1	13	CIM14 Min	30.8851	-30.4793	192.0599	-50.4998	25.3259	-1.0523
Base	1	13	CIM15	19.3796	-5.2129	96.0855	-1.0956	20.5628	0
Base	1	13	COMB9	48.7694	-12.634	239.1885	-3.5888	51.7468	0

Story	Joint Label	Unique Name	Load Case/Combo	FX kN	FY kN	FZ kN	MX kN-m	MY kN-m	MZ kN-m
Base	1	13	COMB10	45.0156	-11.806	221.5569	-3.0647	47.7638	0
Base	1	13	COMB11	45.0156	-11.806	221.5569	-3.0647	47.7638	0
Base	1	13	DER09	50.3335	-11.0696	251.6853	-5.8183	53.4064	0
Base	1	13	DER10	50.0206	-6.7997	261.5466	-10.1994	53.0744	0
Base	1	13	DER11	46.5796	-10.2415	234.0537	-5.2943	49.4234	0
Base	1	13	DERUD09	50.3335	-11.0696	251.6853	-5.8183	53.4064	0
Base	1	13	DERUD10	50.0206	-6.7997	261.5466	-10.1994	53.0744	0
Base	1	13	DERUD11	46.5796	-10.2415	234.0537	-5.2943	49.4234	0
Base	2	15	D	8.143	8.6882	37.0065	-20.0926	8.5468	0.0214
Base	2	15	L	0.3123	1.3801	4.029	-3.7741	0.3276	0.0009
Base	2	15	LR	0	0	0	0	0	0
Base	2	15	EX Max	96.6076	102.0977	46.9206	196.4715	192.4593	23.9478
Base	2	15	EY Max	0.013	131.1075	51.5318	254.2855	0.03	0.0041
Base	2	15	DISX Max	25.5133	26.9632	12.3914	51.8865	50.827	6.3244
Base	2	15	DISY Max	0.0035	34.7406	13.6548	67.38	0.008	0.0011
Base	2	15	W	0	0	0	0	0	0
Base	2	15	G	0.1569	-3.1289	12.3164	2.1315	0.1655	0.0002
Base	2	15	DERUX Max	11.2432	14.2153	6.6648	27.3651	22.4714	3.3533
Base	2	15	DERUY Max	0.002	20.6049	8.0987	39.9635	0.0047	0.0006
Base	2	15	COMB1	11.4002	12.1635	51.8092	-28.1296	11.9655	0.03
Base	2	15	COMB2	10.2713	12.634	50.8543	-30.1496	10.7803	0.0271
Base	2	15	COMB3	10.0839	11.806	48.4369	-27.8851	10.5838	0.0266
Base	2	15	COMB4	10.0839	11.806	48.4369	-27.8851	10.5838	0.0266
Base	2	15	COMB5 Max	35.5982	49.1913	64.9247	44.2154	61.4131	6.3513
Base	2	15	COMB5 Min	-15.4304	-25.5794	31.9491	-99.9857	-40.2456	-6.2982
Base	2	15	COMB6 Max	17.7414	54.6355	65.8091	55.0608	25.8398	1.925
Base	2	15	COMB6 Min	2.4265	-31.0235	31.0647	-110.8311	-4.6723	-1.8719
Base	2	15	COMB7 Max	14.9861	50.6489	50.6781	64.8626	22.9482	1.9177
Base	2	15	COMB7 Min	-0.3288	-35.0101	15.9337	-101.0292	-7.5639	-1.8792
Base	2	15	COMB8 Max	32.843	45.2047	49.7937	54.0172	58.5215	6.344
Base	2	15	COMB8 Min	-18.1857	-29.566	16.8181	-90.1838	-43.1372	-6.3055
Base	2	15	ENVE Max	35.5982	54.6355	65.8091	64.8626	61.4131	6.3513
Base	2	15	ENVE Min	-18.1857	-35.0101	15.9337	-110.8311	-43.1372	-6.3055
Base	2	15	CIM01	8.143	8.6882	37.0065	-20.0926	8.5468	0.0214
Base	2	15	CIM02	8.4553	10.0683	41.0356	-23.8666	8.8744	0.0223
Base	2	15	CIM03	8.143	8.6882	37.0065	-20.0926	8.5468	0.0214
Base	2	15	CIM04	8.3772	9.7233	40.0283	-22.9231	8.7925	0.0221
Base	2	15	CIM05 Max	26.003	34.858	48.548	30.3778	44.1274	4.4487
Base	2	15	CIM05 Min	-9.7171	-17.4816	25.4651	-70.5629	-27.0337	-4.4059
Base	2	15	CIM06 Max	13.5032	38.6689	49.1671	37.9696	19.2261	1.3503
Base	2	15	CIM06 Min	2.7828	-21.2925	24.846	-78.1547	-2.1324	-1.3075
Base	2	15	CIM07 Max	21.8998	29.5723	48.7805	15.3576	35.7321	3.3742
Base	2	15	CIM07 Min	-5.1454	-10.1257	31.2761	-61.2038	-18.147	-3.3301
Base	2	15	CIM08 Max	12.4612	32.4499	49.248	21.0901	16.929	1.0345
Base	2	15	CIM08 Min	4.2933	-13.0033	30.8087	-66.9363	0.656	-0.9904
Base	2	15	DER01	11.4002	12.1635	51.8092	-28.1296	11.9655	0.03
Base	2	15	DER02	10.2713	12.634	50.8543	-30.1496	10.7803	0.0271
Base	2	15	DER03	10.0839	11.806	48.4369	-27.8851	10.5838	0.0266
Base	2	15	DER04	10.0839	11.806	48.4369	-27.8851	10.5838	0.0266
Base	2	15	DER05 Max	106.6915	113.9037	95.3575	168.5863	203.0431	23.9743
Base	2	15	DER05 Min	-86.5237	-90.2918	1.5163	-224.3566	-181.8755	-23.9212
Base	2	15	DER06 Max	10.097	142.9135	99.9687	226.4004	10.6138	0.0307
Base	2	15	DER06 Min	10.0709	-119.3015	-3.0949	-282.1707	10.5538	0.0225
Base	2	15	DER07 Max	103.9363	109.9171	80.2265	178.3882	200.1514	23.967
Base	2	15	DER07 Min	-89.2789	-94.2784	-13.6147	-214.5548	-184.7672	-23.9285
Base	2	15	DER08 Max	7.3417	138.9269	84.8377	236.2022	7.7222	0.0234
Base	2	15	DER08 Min	7.3156	-123.2881	-18.2259	-272.3688	7.6621	0.0152
Base	2	15	DERUD01	11.4002	12.1635	51.8092	-28.1296	11.9655	0.03
Base	2	15	DERUD02	10.2713	12.634	50.8543	-30.1496	10.7803	0.0271
Base	2	15	DERUD03	10.0839	11.806	48.4369	-27.8851	10.5838	0.0266

Story	Joint Label	Unique Name	Load Case/Combo	FX kN	FY kN	FZ kN	MX kN-m	MY kN-m	MZ kN-m
Base	2	15	DERUD04	10.0839	11.806	48.4369	-27.8851	10.5838	0.0266
Base	2	15	DERUD05 Max	21.3271	26.0213	55.1016	-0.52	33.0552	3.3799
Base	2	15	DERUD05 Min	-1.1593	-2.4093	41.7721	-55.2502	-11.8877	-3.3267
Base	2	15	DERUD06 Max	10.086	32.4108	56.5356	12.0784	10.5885	0.0272
Base	2	15	DERUD06 Min	10.0819	-8.7989	40.3381	-67.8487	10.5791	0.0259
Base	2	15	DERUD07 Max	18.5719	22.0347	39.9706	9.2818	30.1636	3.3725
Base	2	15	DERUD07 Min	-3.9145	-6.3959	26.6411	-45.4484	-14.7793	-3.334
Base	2	15	DERUD08 Max	7.3307	28.4242	41.4046	21.8802	7.6969	0.0199
Base	2	15	DERUD08 Min	7.3266	-12.7855	25.2071	-58.0468	7.6874	0.0186
Base	2	15	CIM09 Max	22.7458	31.3827	33.7454	38.4148	40.7086	4.4402
Base	2	15	CIM09 Min	-12.9743	-20.9568	10.6625	-62.5259	-30.4524	-4.4145
Base	2	15	CIM10 Max	10.246	35.1936	34.3645	46.0066	15.8073	1.3417
Base	2	15	CIM10 Min	-0.4744	-24.7677	10.0434	-70.1177	-5.5511	-1.316
Base	2	15	CIM11	8.2999	5.5593	49.323	-17.9611	8.7123	0.0216
Base	2	15	CIM12	8.4949	7.3766	49.2656	-21.3245	8.9166	0.0222
Base	2	15	CIM13 Max	22.0175	27.2256	58.0178	16.9562	35.8562	3.3743
Base	2	15	CIM13 Min	-5.0277	-12.4724	40.5135	-59.6052	-18.023	-3.3299
Base	2	15	CIM14 Max	12.5789	30.1032	58.4853	22.6887	17.0531	1.0347
Base	2	15	CIM14 Min	4.4109	-15.35	40.046	-65.3377	0.7801	-0.9903
Base	2	15	CIM15	4.8858	5.2129	22.2039	-12.0555	5.1281	0.0128
Base	2	15	COMB9	10.2713	12.634	50.8543	-30.1496	10.7803	0.0271
Base	2	15	COMB10	10.0839	11.806	48.4369	-27.8851	10.5838	0.0266
Base	2	15	COMB11	10.0839	11.806	48.4369	-27.8851	10.5838	0.0266
Base	2	15	DER09	10.3498	11.0696	57.0125	-29.0838	10.8631	0.0272
Base	2	15	DER10	10.3349	6.7997	68.1432	-24.4748	10.8485	0.0269
Base	2	15	DER11	10.1624	10.2415	54.5951	-26.8194	10.6665	0.0267
Base	2	15	DERUD09	10.3498	11.0696	57.0125	-29.0838	10.8631	0.0272
Base	2	15	DERUD10	10.3349	6.7997	68.1432	-24.4748	10.8485	0.0269
Base	2	15	DERUD11	10.1624	10.2415	54.5951	-26.8194	10.6665	0.0267
Base	3	16	D	-32.2994	-8.6882	160.1425	-1.826	-34.2713	0
Base	3	16	L	-6.2564	-1.3801	29.386	-0.8735	-6.6383	0
Base	3	16	LR	0	0	0	0	0	0
Base	3	16	EX Max	200.037	110.0379	38.5801	206.2283	388.4371	24.9048
Base	3	16	EY Max	0.0007	131.3967	51.5318	256.0572	0.0008	0
Base	3	16	DISX Max	52.8282	29.0601	10.1887	54.4632	102.5831	6.5772
Base	3	16	DISY Max	0.0002	34.8172	13.6548	67.8494	0.0002	0
Base	3	16	W	0	0	0	0	0	0
Base	3	16	G	-3.1281	3.1289	24.9936	-4.4592	-3.3191	0
Base	3	16	DERUX Max	28.6281	15.3871	5.0192	28.7921	55.5675	3.4696
Base	3	16	DERUY Max	0.0001	20.6503	8.0987	40.2419	0.0001	0
Base	3	16	COMB1	-45.2191	-12.1635	224.1994	-2.5564	-47.9798	0
Base	3	16	COMB2	-48.7694	-12.634	239.1885	-3.5888	-51.7468	0
Base	3	16	COMB3	-45.0156	-11.806	221.5569	-3.0647	-47.7638	0
Base	3	16	COMB4	-45.0156	-11.806	221.5569	-3.0647	-47.7638	0
Base	3	16	COMB5 Max	7.8127	27.6993	235.842	71.7534	54.8193	6.5772
Base	3	16	COMB5 Min	-97.8438	-51.3112	207.2718	-77.8827	-150.347	-6.5772
Base	3	16	COMB6 Max	-29.1669	31.7292	238.2683	81.1237	-16.9887	1.9731
Base	3	16	COMB6 Min	-60.8642	-55.3412	204.8455	-87.2531	-78.539	-1.9731
Base	3	16	COMB7 Max	-13.2208	35.7158	160.8396	82.545	-0.069	1.9731
Base	3	16	COMB7 Min	-44.9181	-51.3546	127.4168	-85.8318	-61.6193	-1.9731
Base	3	16	COMB8 Max	23.7588	31.6859	158.4133	73.1747	71.739	6.5772
Base	3	16	COMB8 Min	-81.8976	-47.3247	129.8431	-76.4614	-133.4273	-6.5772
Base	3	16	ENVE Max	23.7588	35.7158	239.1885	82.545	71.739	6.5772
Base	3	16	ENVE Min	-97.8438	-55.3412	127.4168	-87.2531	-150.347	-6.5772
Base	3	16	CIM01	-32.2994	-8.6882	160.1425	-1.826	-34.2713	0
Base	3	16	CIM02	-38.5557	-10.0683	189.5284	-2.6995	-40.9096	0
Base	3	16	CIM03	-32.2994	-8.6882	160.1425	-1.826	-34.2713	0
Base	3	16	CIM04	-36.9916	-9.7233	182.1819	-2.4811	-39.25	0
Base	3	16	CIM05 Max	4.6804	18.9655	170.1421	50.5467	37.5369	4.604
Base	3	16	CIM05 Min	-69.2791	-36.3419	150.1429	-54.1986	-106.0795	-4.604

Story	Joint Label	Unique Name	Load Case/Combo	FX kN	FY kN	FZ kN	MX kN-m	MY kN-m	MZ kN-m
Base	3	16	CIM06 Max	-21.2053	21.7865	171.8404	57.1059	-12.7287	1.3812
Base	3	16	CIM06 Min	-43.3934	-39.1629	148.4445	-60.7579	-55.8139	-1.3812
Base	3	16	CIM07 Max	-8.9927	11.2493	189.7667	37.2403	15.1191	3.4859
Base	3	16	CIM07 Min	-64.9906	-30.6959	174.5972	-42.2025	-93.6191	-3.4859
Base	3	16	CIM08 Max	-28.539	13.3794	191.0492	42.1932	-22.8366	1.0523
Base	3	16	CIM08 Min	-45.4442	-32.826	173.3147	-47.1554	-55.6634	-1.0523
Base	3	16	DER01	-45.2191	-12.1635	224.1994	-2.5564	-47.9798	0
Base	3	16	DER02	-48.7694	-12.634	239.1885	-3.5888	-51.7468	0
Base	3	16	DER03	-45.0156	-11.806	221.5569	-3.0647	-47.7638	0
Base	3	16	DER04	-45.0156	-11.806	221.5569	-3.0647	-47.7638	0
Base	3	16	DER05 Max	155.0214	98.2319	260.137	203.1636	340.6732	24.9048
Base	3	16	DER05 Min	-245.0526	-121.8439	182.9768	-209.2929	-436.2009	-24.9048
Base	3	16	DER06 Max	-45.0148	119.5907	273.0887	252.9925	-47.7631	0
Base	3	16	DER06 Min	-45.0163	-143.2026	170.0251	-259.1219	-47.7646	0
Base	3	16	DER07 Max	170.9676	102.2185	182.7083	204.5849	357.5929	24.9048
Base	3	16	DER07 Min	-229.1064	-117.8573	105.5481	-207.8717	-419.2812	-24.9048
Base	3	16	DER08 Max	-29.0687	123.5773	195.66	254.4138	-30.8434	0
Base	3	16	DER08 Min	-29.0701	-139.2161	92.5964	-257.7006	-30.8449	0
Base	3	16	DERUD01	-45.2191	-12.1635	224.1994	-2.5564	-47.9798	0
Base	3	16	DERUD02	-48.7694	-12.634	239.1885	-3.5888	-51.7468	0
Base	3	16	DERUD03	-45.0156	-11.806	221.5569	-3.0647	-47.7638	0
Base	3	16	DERUD04	-45.0156	-11.806	221.5569	-3.0647	-47.7638	0
Base	3	16	DERUD05 Max	-16.3874	3.5811	226.5761	25.7274	7.8036	3.4696
Base	3	16	DERUD05 Min	-73.6437	-27.1931	216.5378	-31.8567	-103.3313	-3.4696
Base	3	16	DERUD06 Max	-45.0155	8.8443	229.6557	37.1773	-47.7637	0
Base	3	16	DERUD06 Min	-45.0157	-32.4563	213.4582	-43.3066	-47.764	0
Base	3	16	DERUD07 Max	-0.4413	7.5677	149.1474	27.1487	24.7233	3.4696
Base	3	16	DERUD07 Min	-57.6976	-23.2065	139.1091	-30.4354	-86.4116	-3.4696
Base	3	16	DERUD08 Max	-29.0693	12.8309	152.227	38.5986	-30.844	0
Base	3	16	DERUD08 Min	-29.0695	-28.4697	136.0295	-41.8853	-30.8443	0
Base	3	16	CIM09 Max	17.6001	22.4408	106.0851	51.2771	51.2455	4.604
Base	3	16	CIM09 Min	-56.3594	-32.8666	86.0859	-53.4682	-92.371	-4.604
Base	3	16	CIM10 Max	-8.2856	25.2617	107.7834	57.8363	0.9798	1.3812
Base	3	16	CIM10 Min	-30.4737	-35.6876	84.3875	-60.0275	-42.1054	-1.3812
Base	3	16	CIM11	-35.4275	-5.5593	185.136	-6.2852	-37.5904	0
Base	3	16	CIM12	-39.3377	-7.3766	200.9271	-5.8255	-41.7393	0
Base	3	16	CIM13 Max	-11.3388	13.596	208.5119	33.8959	12.6297	3.4859
Base	3	16	CIM13 Min	-67.3367	-28.3492	193.3423	-45.5469	-96.1084	-3.4859
Base	3	16	CIM14 Max	-30.8851	15.7261	209.7943	38.8488	-25.3259	1.0523
Base	3	16	CIM14 Min	-47.7903	-30.4793	192.0599	-50.4998	-58.1528	-1.0523
Base	3	16	CIM15	-19.3796	-5.2129	96.0855	-1.0956	-20.5628	0
Base	3	16	COMB9	-48.7694	-12.634	239.1885	-3.5888	-51.7468	0
Base	3	16	COMB10	-45.0156	-11.806	221.5569	-3.0647	-47.7638	0
Base	3	16	COMB11	-45.0156	-11.806	221.5569	-3.0647	-47.7638	0
Base	3	16	DER09	-50.3335	-11.0696	251.6853	-5.8183	-53.4064	0
Base	3	16	DER10	-50.0206	-6.7997	261.5466	-10.1994	-53.0744	0
Base	3	16	DER11	-46.5796	-10.2415	234.0537	-5.2943	-49.4234	0
Base	3	16	DERUD09	-50.3335	-11.0696	251.6853	-5.8183	-53.4064	0
Base	3	16	DERUD10	-50.0206	-6.7997	261.5466	-10.1994	-53.0744	0
Base	3	16	DERUD11	-46.5796	-10.2415	234.0537	-5.2943	-49.4234	0
Base	4	18	D	-8.143	8.6882	37.0065	-20.0926	-8.5468	-0.0214
Base	4	18	L	-0.3123	1.3801	4.029	-3.7741	-0.3276	-0.0009
Base	4	18	LR	0	0	0	0	0	0
Base	4	18	EX Max	96.6076	102.0977	46.9206	196.4715	192.4593	23.9478
Base	4	18	EY Max	0.013	131.1075	51.5318	254.2855	0.03	0.0041
Base	4	18	DISX Max	25.5133	26.9632	12.3914	51.8865	50.827	6.3244
Base	4	18	DISY Max	0.0035	34.7406	13.6548	67.38	0.008	0.0011
Base	4	18	W	0	0	0	0	0	0
Base	4	18	G	-0.1569	-3.1289	12.3164	2.1315	-0.1655	-0.0002
Base	4	18	DERUX Max	11.2432	14.2153	6.6648	27.3651	22.4714	3.3533

Story	Joint Label	Unique Name	Load Case/Combo	FX kN	FY kN	FZ kN	MX kN-m	MY kN-m	MZ kN-m
Base	4	18	DERUY Max	0.002	20.6049	8.0987	39.9635	0.0047	0.0006
Base	4	18	COMB1	-11.4002	12.1635	51.8092	-28.1296	-11.9655	-0.03
Base	4	18	COMB2	-10.2713	12.634	50.8543	-30.1496	-10.7803	-0.0271
Base	4	18	COMB3	-10.0839	11.806	48.4369	-27.8851	-10.5838	-0.0266
Base	4	18	COMB4	-10.0839	11.806	48.4369	-27.8851	-10.5838	-0.0266
Base	4	18	COMB5 Max	15.4304	49.1913	64.9247	44.2154	40.2456	6.2982
Base	4	18	COMB5 Min	-35.5982	-25.5794	31.9491	-99.9857	-61.4131	-6.3513
Base	4	18	COMB6 Max	-2.4265	54.6355	65.8091	55.0608	4.6723	1.8719
Base	4	18	COMB6 Min	-17.7414	-31.0235	31.0647	-110.8311	-25.8398	-1.925
Base	4	18	COMB7 Max	0.3288	50.6489	50.6781	64.8626	7.5639	1.8792
Base	4	18	COMB7 Min	-14.9861	-35.0101	15.9337	-101.0292	-22.9482	-1.9177
Base	4	18	COMB8 Max	18.1857	45.2047	49.7937	54.0172	43.1372	6.3055
Base	4	18	COMB8 Min	-32.843	-29.566	16.8181	-90.1838	-58.5215	-6.344
Base	4	18	ENVE Max	18.1857	54.6355	65.8091	64.8626	43.1372	6.3055
Base	4	18	ENVE Min	-35.5982	-35.0101	15.9337	-110.8311	-61.4131	-6.3513
Base	4	18	CIM01	-8.143	8.6882	37.0065	-20.0926	-8.5468	-0.0214
Base	4	18	CIM02	-8.4553	10.0683	41.0356	-23.8666	-8.8744	-0.0223
Base	4	18	CIM03	-8.143	8.6882	37.0065	-20.0926	-8.5468	-0.0214
Base	4	18	CIM04	-8.3772	9.7233	40.0283	-22.9231	-8.7925	-0.0221
Base	4	18	CIM05 Max	9.7171	34.858	48.548	30.3778	27.0337	4.4059
Base	4	18	CIM05 Min	-26.003	-17.4816	25.4651	-70.5629	-44.1274	-4.4487
Base	4	18	CIM06 Max	-2.7828	38.6689	49.1671	37.9696	2.1324	1.3075
Base	4	18	CIM06 Min	-13.5032	-21.2925	24.846	-78.1547	-19.2261	-1.3503
Base	4	18	CIM07 Max	5.1454	29.5723	48.7805	15.3576	18.147	3.3301
Base	4	18	CIM07 Min	-21.8998	-10.1257	31.2761	-61.2038	-35.7321	-3.3742
Base	4	18	CIM08 Max	-4.2933	32.4499	49.248	21.0901	-0.656	0.9904
Base	4	18	CIM08 Min	-12.4612	-13.0033	30.8087	-66.9363	-16.929	-1.0345
Base	4	18	DER01	-11.4002	12.1635	51.8092	-28.1296	-11.9655	-0.03
Base	4	18	DER02	-10.2713	12.634	50.8543	-30.1496	-10.7803	-0.0271
Base	4	18	DER03	-10.0839	11.806	48.4369	-27.8851	-10.5838	-0.0266
Base	4	18	DER04	-10.0839	11.806	48.4369	-27.8851	-10.5838	-0.0266
Base	4	18	DER05 Max	86.5237	113.9037	95.3575	168.5863	181.8755	23.9212
Base	4	18	DER05 Min	-106.6915	-90.2918	1.5163	-224.3566	-203.0431	-23.9743
Base	4	18	DER06 Max	-10.0709	142.9135	99.9687	226.4004	-10.5538	-0.0225
Base	4	18	DER06 Min	-10.097	-119.3015	-3.0949	-282.1707	-10.6138	-0.0307
Base	4	18	DER07 Max	89.2789	109.9171	80.2265	178.3882	184.7672	23.9285
Base	4	18	DER07 Min	-103.9363	-94.2784	-13.6147	-214.5548	-200.1514	-23.967
Base	4	18	DER08 Max	-7.3156	138.9269	84.8377	236.2022	-7.6621	-0.0152
Base	4	18	DER08 Min	-7.3417	-123.2881	-18.2259	-272.3688	-7.7222	-0.0234
Base	4	18	DERUD01	-11.4002	12.1635	51.8092	-28.1296	-11.9655	-0.03
Base	4	18	DERUD02	-10.2713	12.634	50.8543	-30.1496	-10.7803	-0.0271
Base	4	18	DERUD03	-10.0839	11.806	48.4369	-27.8851	-10.5838	-0.0266
Base	4	18	DERUD04	-10.0839	11.806	48.4369	-27.8851	-10.5838	-0.0266
Base	4	18	DERUD05 Max	1.1593	26.0213	55.1016	-0.52	11.8877	3.3267
Base	4	18	DERUD05 Min	-21.3271	-2.4093	41.7721	-55.2502	-33.0552	-3.3799
Base	4	18	DERUD06 Max	-10.0819	32.4108	56.5356	12.0784	-10.5791	-0.0259
Base	4	18	DERUD06 Min	-10.086	-8.7989	40.3381	-67.8487	-10.5885	-0.0272
Base	4	18	DERUD07 Max	3.9145	22.0347	39.9706	9.2818	14.7793	3.334
Base	4	18	DERUD07 Min	-18.5719	-6.3959	26.6411	-45.4484	-30.1636	-3.3725
Base	4	18	DERUD08 Max	-7.3266	28.4242	41.4046	21.8802	-7.6874	-0.0186
Base	4	18	DERUD08 Min	-7.3307	-12.7855	25.2071	-58.0468	-7.6969	-0.0199
Base	4	18	CIM09 Max	12.9743	31.3827	33.7454	38.4148	30.4524	4.4145
Base	4	18	CIM09 Min	-22.7458	-20.9568	10.6625	-62.5259	-40.7086	-4.4402
Base	4	18	CIM10 Max	0.4744	35.1936	34.3645	46.0066	5.5511	1.316
Base	4	18	CIM10 Min	-10.246	-24.7677	10.0434	-70.1177	-15.8073	-1.3417
Base	4	18	CIM11	-8.2999	5.5593	49.323	-17.9611	-8.7123	-0.0216
Base	4	18	CIM12	-8.4949	7.3766	49.2656	-21.3245	-8.9166	-0.0222
Base	4	18	CIM13 Max	5.0277	27.2256	58.0178	16.9562	18.023	3.3299
Base	4	18	CIM13 Min	-22.0175	-12.4724	40.5135	-59.6052	-35.8562	-3.3743
Base	4	18	CIM14 Max	-4.4109	30.1032	58.4853	22.6887	-0.7801	0.9903

Story	Joint Label	Unique Name	Load Case/Combo	FX kN	FY kN	FZ kN	MX kN-m	MY kN-m	MZ kN-m
Base	4	18	CIM14 Min	-12.5789	-15.35	40.046	-65.3377	-17.0531	-1.0347
Base	4	18	CIM15	-4.8858	5.2129	22.2039	-12.0555	-5.1281	-0.0128
Base	4	18	COMB9	-10.2713	12.634	50.8543	-30.1496	-10.7803	-0.0271
Base	4	18	COMB10	-10.0839	11.806	48.4369	-27.8851	-10.5838	-0.0266
Base	4	18	COMB11	-10.0839	11.806	48.4369	-27.8851	-10.5838	-0.0266
Base	4	18	DER09	-10.3498	11.0696	57.0125	-29.0838	-10.8631	-0.0272
Base	4	18	DER10	-10.3349	6.7997	68.1432	-24.4748	-10.8485	-0.0269
Base	4	18	DER11	-10.1624	10.2415	54.5951	-26.8194	-10.6665	-0.0267
Base	4	18	DERUD09	-10.3498	11.0696	57.0125	-29.0838	-10.8631	-0.0272
Base	4	18	DERUD10	-10.3349	6.7997	68.1432	-24.4748	-10.8485	-0.0269
Base	4	18	DERUD11	-10.1624	10.2415	54.5951	-26.8194	-10.6665	-0.0267

5.4 Modal Results

Table 5.9 - Modal Periods and Frequencies

Case	Mode	Period sec	Frequency cyc/sec	Circular Frequency rad/sec	Eigenvalue rad^2/sec^2
Modal	1	0.244	4.096	25.7378	662.4338
Modal	2	0.2	5.008	31.4651	990.0535
Modal	3	0.162	6.177	38.8111	1506.3007
Modal	4	0.049	20.211	126.9917	16126.8884
Modal	5	0.017	59.726	375.2665	140824.9371
Modal	6	0.016	62.883	395.1066	156109.2037
Modal	7	0.015	67.912	426.7027	182075.1784

Table 5.10 - Modal Participating Mass Ratios (Part 1 of 2)

Case	Mode	Period sec	UX	UY	UZ	Sum UX	Sum UY	Sum UZ
Modal	1	0.244	0.6631	0	0	0.6631	0	0
Modal	2	0.2	0	1	0	0.6631	1	0
Modal	3	0.162	0.3362	0	0	0.9993	1	0
Modal	4	0.049	0.0007	0	0	1	1	0
Modal	5	0.017	0	0	0	1	1	0
Modal	6	0.016	0	1.505E-05	0	1	1	0
Modal	7	0.015	0	0	0	1	1	0

Table 5.10 - Modal Participating Mass Ratios (Part 2 of 2)

Case	Mode	RX	RY	RZ	Sum RX	Sum RY	Sum RZ
Modal	1	0	0.6631	0.362	0	0.6631	0.362
Modal	2	1	0	0	1	0.6631	0.362
Modal	3	0	0.3362	0.6375	1	0.9993	0.9994
Modal	4	0	0.0007	0.0005	1	1	1
Modal	5	0	0	1.321E-05	1	1	1
Modal	6	1.505E-05	0	0	1	1	1
Modal	7	0	0	0	1	1	1

Table 5.11 - Modal Load Participation Ratios

Case	Item Type	Item	Static %	Dynamic %
Modal	Acceleration	UX	100	100
Modal	Acceleration	UY	100	100
Modal	Acceleration	UZ	0	0

Table 5.12 - Modal Direction Factors

Case	Mode	Period sec	UX	UY	UZ	RZ
Modal	1	0.244	0.671	0	0	0.329
Modal	2	0.2	0	1	0	0
Modal	3	0.162	0.342	0	0	0.658
Modal	4	0.049	0.076	0	0	0.924

Case	Mode	Period sec	UX	UY	UZ	RZ
Modal	5	0.017	0	0	0	1
Modal	6	0.016	0	1	0	0
Modal	7	0.015	0	1	0	0

ETABS® 2016

Integrated Building Design Software

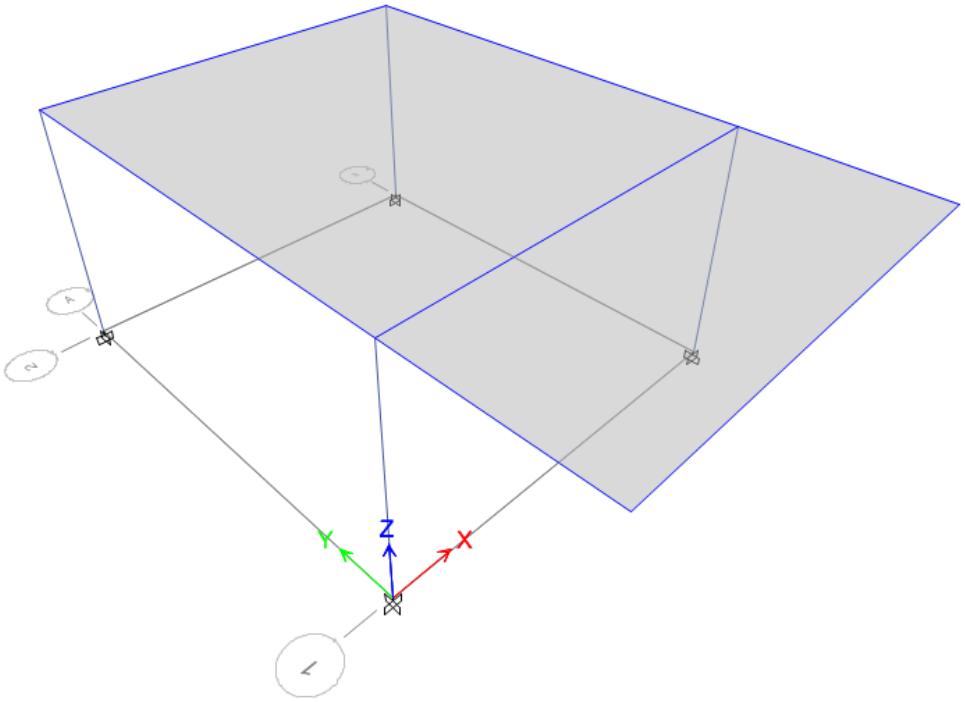

Project Report

Model File: 004 2017 PROTOTIPO EDUCACION MODULO 4B DES, Revision 0
04/04/2017

Table of Contents

1. Structure Data 4
   - 1.1 Story Data 4
   - 1.2 Grid Data 4
   - 1.3 Point Coordinates 4
   - 1.4 Line Connectivity 4
   - 1.5 Area Connectivity 5
   - 1.6 Mass 5
   - 1.7 Groups 6
2. Properties 7
   - 2.1 Materials 7
   - 2.2 Frame Sections 7
   - 2.3 Shell Sections 7
   - 2.4 Reinforcement Sizes 7
3. Assignments 8
   - 3.1 Joint Assignments 8
   - 3.2 Frame Assignments 8
   - 3.3 Shell Assignments 8
4. Loads 9
   - 4.1 Load Patterns 9
   - 4.2 Applied Loads 9
     - 4.2.1 Line Loads 9
     - 4.2.2 Area Loads 9
   - 4.3 Functions 9
     - 4.3.1 Response Spectrum Functions 9
   - 4.4 Load Cases 26
   - 4.5 Load Combinations 26
5. Analysis Results 30
   - 5.1 Structure Results 30
   - 5.2 Story Results 33
   - 5.3 Point Results 44
   - 5.4 Modal Results 51

List of Tables

Table 1.1 Story Data 4
Table 1.2 Grid Systems 4
Table 1.3 Grid Lines 4
Table 1.4 Joint Coordinates Data 4
Table 1.5 Column Connectivity Data 4
Table 1.6 Beam Connectivity Data 4
Table 1.7 Floor Connectivity Data 5
Table 1.8 Mass Source 5
Table 1.9 Centers of Mass and Rigidity 5
Table 1.10 Mass Summary by Diaphragm 5
Table 1.11 Mass Summary by Story 5
Table 1.12 Group Definitions 6
Table 2.1 Material Properties - Summary 7
Table 2.2 Frame Sections - Summary 7
Table 2.3 Shell Sections - Summary 7
Table 2.4 Reinforcing Bar Sizes 7
Table 3.1 Joint Assignments - Summary 8
Table 3.2 Frame Assignments - Summary 8
Table 3.3 Shell Assignments - Summary 8
Table 4.1 Load Patterns 9
Table 4.2 Frame Loads - Distributed 9
Table 4.3 Shell Loads - Uniform 9
Table 4.4 Response Spectrum Function - User 10
Table 4.5 Load Cases - Summary 26
Table 4.6 Load Combinations 26
Table 5.1 Base Reactions 30
Table 5.2 Centers of Mass and Rigidity 31
Table 5.3 Diaphragm Center of Mass Displacements 31
Table 5.4 Story Max/Avg Displacements 33
Table 5.5 Story Drifts 36
Table 5.6 Story Max/Avg Drifts 38
Table 5.7 Story Forces 41
Table 5.8 Joint Reactions 44
Table 5.9 Modal Periods and Frequencies 51
Table 5.10 Modal Participating Mass Ratios 51
Table 5.11 Modal Load Participation Ratios 51
Table 5.12 Modal Direction Factors 52

1 Structure Data

This chapter provides model geometry information, including items such as story levels, point coordinates, and element connectivity.

1.1 Story Data

Table 1.1 - Story Data

Name	Height mm	Elevation mm	Master Story	Similar To	Splice Story
N1	3250	3250	Yes	None	No
Base	0	0	No	None	No

1.2 Grid Data

Table 1.2 - Grid Systems

Name	Type	Story Range	X Origin m	Y Origin m	Rotation deg	Bubble Size mm	Color
G1	Cartesian	Default	0	0	0	600	Gray

Table 1.3 - Grid Lines

Grid System	Grid Direction	Grid ID	Visible	Bubble Location	Ordinate m
G1	X	A	Yes	End	0
G1	X	B	Yes	End	5.3
G1	Y	1	Yes	Start	0
G1	Y	2	Yes	Start	5.9

1.3 Point Coordinates

Table 1.4 - Joint Coordinates Data

Label	X mm	Y mm	ΔZ Below mm
1	0	0	0
2	0	5900	0
3	5300	0	0
4	5300	5900	0
10	0	-2400	0
5	5275	-2400	0

1.4 Line Connectivity

Table 1.5 - Column Connectivity Data

Column	I-End Point	J-End Point	I-End Story
C1	1	1	Below
C2	2	2	Below
C3	3	3	Below
C4	4	4	Below

Table 1.6 - Beam Connectivity Data

Beam	I-End Point	J-End Point	Curve Type
B1	1	2	None
B2	3	4	None
B4	1	3	None
B6	2	4	None
B8	10	1	None
B5	5	3	None
B3	10	5	None

1.5 Area Connectivity

Table 1.7 - Floor Connectivity Data

Floor	Number of Edges	Edge Number	Point 1	Point 2	Curve Type
F5	4	1	3	4	None
		2	4	2	None
		3	2	1	None
		4	1	3	None
F1	4	1	5	3	None
		2	3	1	None
		3	1	10	None
		4	10	5	None

1.6 Mass

Table 1.8 - Mass Source

Name	Include Elements	Include Added Mass	Include Loads	Include Lateral	Include Vertical	Lump at Stories	IsDefault	Load Pattern	Multiplier
MsSrc1	No	No	Yes	Yes	No	Yes	Yes	D	1
MsSrc1	No	No	Yes	Yes	No	Yes	Yes	L	0.3

Table 1.9 - Centers of Mass and Rigidity

Story	Diaphragm	Mass X kg	Mass Y kg	XCM m	YCM m	Cumulative X kg	Cumulative Y kg	XCCM m	YCCM m	XCR m	YCR m
N1	D1	18924.81	18924.81	2.646	-0.773	18924.81	18924.81	2.646	-0.773	2.65	2.3457

Table 1.10 - Mass Summary by Diaphragm

Story	Diaphragm	Mass X kg	Mass Y kg	Mass Moment of Inertia ton-m^2	X Mass Center m	Y Mass Center m
N1	D1	18924.81	18924.81	156.2988	2.646	-0.773

Table 1.11 - Mass Summary by Story

Story	UX kg	UY kg	UZ kg
N1	25075.11	25075.11	0
Base	2498.55	2498.55	0

1.7 Groups

Table 1.12 - Group Definitions

Name	Color
All	Yellow

2 Properties

This chapter provides property information for materials, frame sections, shell sections, and links.

2.1 Materials

Table 2.1 - Material Properties - Summary

Name	Type	E MPa	ν	Unit Weight kN/m³	Design Strengths
A615Gr60	Rebar	199947.98	0.3	76.9729	Fy=413.69 MPa, Fu=620.53 MPa
CONC00	Concrete	25267.13	0.2	0	Fc=28 MPa
CONC21	Concrete	21538	0.2	23.56	Fc=21 MPa
RMAT	Rebar	199947.98	0.3	76.9729	Fy=420 MPa, Fu=630 MPa

2.2 Frame Sections

Table 2.2 - Frame Sections - Summary

Name	Material	Shape
C40X40	CONC21	Concrete Rectangular
V30X40	CONC21	Concrete Rectangular
VB20X40	CONC21	Concrete Rectangular

2.3 Shell Sections

Table 2.3 - Shell Sections - Summary

Name	Design Type	Element Type	Material	Total Thickness mm
CUB	Slab	Membrane		5
LOSA	Slab	Membrane		5

2.4 Reinforcement Sizes

Table 2.4 - Reinforcing Bar Sizes

Name	Diameter mm	Area cm²
#2	6.4	0.3226
#3	9.5	1
#5	15.9	2
#6	19.1	3
#8	25.4	5
#9	28.7	6
15M	16	2

3 Assignments

This chapter provides a listing of the assignments applied to the model.

3.1 Joint Assignments

Table 3.1 - Joint Assignments - Summary

Story	Label	Unique Name	Diaphragm	Restraints
N1	1	2	D1	
N1	2	14	From Area	
N1	3	6	D1	
N1	4	17	From Area	
N1	10	25	D1	
N1	5	4	D1	
Base	1	13	From Area	UX; UY; UZ; RX; RY; RZ
Base	2	15	From Area	UX; UY; UZ; RX; RY; RZ
Base	3	16	From Area	UX; UY; UZ; RX; RY; RZ
Base	4	18	From Area	UX; UY; UZ; RX; RY; RZ

3.2 Frame Assignments

Table 3.2 - Frame Assignments - Summary

Story	Label	Unique Name	Design Type	Length mm	Analysis Section	Design Section	Min Number Stations
N1	C1	7	Column	3250	C40X40	C40X40	11
N1	C2	8	Column	3250	C40X40	C40X40	11
N1	C3	9	Column	3250	C40X40	C40X40	11
N1	C4	10	Column	3250	C40X40	C40X40	11
N1	B1	13	Beam	5900	V30X40	V30X40	11
N1	B2	14	Beam	5900	V30X40	V30X40	11
N1	B4	16	Beam	5300	V30X40	V30X40	11
N1	B6	18	Beam	5300	V30X40	V30X40	11
N1	B8	2	Beam	2400	V30X40	V30X40	11
N1	B5	4	Beam	2400.1	V30X40	V30X40	11
N1	B3	5	Beam	5275	VB20X40	VB20X40	11

3.3 Shell Assignments

Table 3.3 - Shell Assignments - Summary

Story	Label	Unique Name	Section	Axis Angle deg
N1	F5	5	CUB	
N1	F1	1	LOSA	90

4 Loads

This chapter provides loading information as applied to the model.

4.1 Load Patterns

Table 4.1 - Load Patterns

Name	Type	Self Weight Multiplier	Auto Load
D	Dead	1	
L	Live	0	
LR	Live	0	
W	Wind	0	None
G	Snow	0	

4.2 Applied Loads

4.2.1 Line Loads

Table 4.2 - Frame Loads - Distributed

Story	Label	Unique Name	Design Type	Load Pattern	LoadType	Direction	Relative Distance Start	Relative Distance End	Absolute Distance Start mm	Absolute Distance End mm	Force at Start kN/m	Force at End kN/m
N1	B1	13	Beam	D	Force	Gravity	0	1	0	5900	4.4	0
N1	B2	14	Beam	D	Force	Gravity	0	1	0	5900	4.4	0
N1	B4	16	Beam	D	Force	Gravity	0	1	0	5300	4.4	4.4
N1	B3	5	Beam	D	Force	Gravity	0	1	0	5275	3.1	3.1

4.2.2 Area Loads

Table 4.3 - Shell Loads - Uniform

Story	Label	Unique Name	Load Pattern	Direction	Load kN/m^2
N1	F5	5	D	Gravity	0.64
N1	F1	1	D	Gravity	4.3
N1	F5	5	LR	Gravity	0.5
N1	F1	1	LR	Gravity	2
N1	F5	5	G	Gravity	1
N1	F1	1	G	Gravity	1

4.3 Functions

4.3.1 Response Spectrum Functions

Table 4.4 - Response Spectrum Function - User

Name	Period sec	Acceleration	Damping %
NSR10DERIVA	0	1.1813	5
NSR10DERIVA	0.1	1.1813	
NSR10DERIVA	0.2	1.1813	
NSR10DERIVA	0.3	1.1813	
NSR10DERIVA	0.4	1.1813	
NSR10DERIVA	0.5	1.1813	
NSR10DERIVA	0.6	1.1813	
NSR10DERIVA	0.7	1.0971	
NSR10DERIVA	0.8	0.96	
NSR10DERIVA	0.9	0.8533	
NSR10DERIVA	1	0.768	
NSR10DERIVA	1.2	0.64	
NSR10DERIVA	1.5	0.512	
NSR10DERIVA	1.7	0.4518	
NSR10DERIVA	2	0.384	
NSR10DERIVA	2.5	0.3072	
NSR10DERIVA	3	0.256	

Name	Period sec	Acceleration	Damping %
NSR10DERIVA	3.5	0.2194	
NSR10DERIVA	4	0.1843	
NSR10DERIVA	5	0.118	
NSR10DERIVA	8	0.0461	
NSR10DERIVA	11	0.0244	
NSR10DERIVA	15	0.0131	
disNSR10	0	1.4766	5
disNSR10	0.1	1.4766	
disNSR10	0.2	1.4766	
disNSR10	0.3	1.4766	
disNSR10	0.4	1.4766	
disNSR10	0.5	1.4766	
disNSR10	0.6	1.4766	
disNSR10	0.7	1.3714	
disNSR10	0.8	1.2	
disNSR10	0.9	1.0667	
disNSR10	1	0.96	
disNSR10	1.2	0.8	
disNSR10	1.5	0.64	
disNSR10	1.7	0.5647	
disNSR10	2	0.48	
disNSR10	2.5	0.384	
disNSR10	3	0.32	
disNSR10	3.5	0.2743	
disNSR10	4	0.2304	
disNSR10	5	0.1475	
disNSR10	8	0.0576	
disNSR10	11	0.0305	
disNSR10	15	0.0164	
UMBRAL1	0	0.1	2
UMBRAL1	0.01	0.108	
UMBRAL1	0.02	0.116	
UMBRAL1	0.03	0.124	
UMBRAL1	0.04	0.132	
UMBRAL1	0.05	0.14	
UMBRAL1	0.06	0.148	
UMBRAL1	0.07	0.156	
UMBRAL1	0.08	0.164	
UMBRAL1	0.09	0.172	
UMBRAL1	0.1	0.18	
UMBRAL1	0.11	0.188	
UMBRAL1	0.12	0.196	
UMBRAL1	0.13	0.204	
UMBRAL1	0.14	0.212	
UMBRAL1	0.15	0.22	
UMBRAL1	0.16	0.228	
UMBRAL1	0.17	0.236	
UMBRAL1	0.18	0.244	
UMBRAL1	0.19	0.252	
UMBRAL1	0.2	0.26	
UMBRAL1	0.21	0.268	
UMBRAL1	0.22	0.276	
UMBRAL1	0.23	0.284	
UMBRAL1	0.24	0.292	
UMBRAL1	0.25	0.3	
UMBRAL1	0.26	0.3	
UMBRAL1	0.27	0.3	
UMBRAL1	0.28	0.3	
UMBRAL1	0.29	0.3	
UMBRAL1	0.3	0.3	

Name	Period sec	Acceleration	Damping %
UMBRAL1	0.31	0.3	
UMBRAL1	0.32	0.3	
UMBRAL1	0.33	0.3	
UMBRAL1	0.34	0.3	
UMBRAL1	0.35	0.3	
UMBRAL1	0.36	0.3	
UMBRAL1	0.37	0.3	
UMBRAL1	0.38	0.3	
UMBRAL1	0.39	0.3	
UMBRAL1	0.4	0.3	
UMBRAL1	0.41	0.3	
UMBRAL1	0.42	0.3	
UMBRAL1	0.43	0.3	
UMBRAL1	0.44	0.3	
UMBRAL1	0.45	0.3	
UMBRAL1	0.46	0.3	
UMBRAL1	0.47	0.3	
UMBRAL1	0.48	0.3	
UMBRAL1	0.49	0.3	
UMBRAL1	0.5	0.3	
UMBRAL1	0.51	0.3	
UMBRAL1	0.52	0.3	
UMBRAL1	0.53	0.3	
UMBRAL1	0.54	0.3	
UMBRAL1	0.55	0.3	
UMBRAL1	0.56	0.3	
UMBRAL1	0.57	0.3	
UMBRAL1	0.58	0.3	
UMBRAL1	0.59	0.3	
UMBRAL1	0.6	0.3	
UMBRAL1	0.61	0.3	
UMBRAL1	0.62	0.3	
UMBRAL1	0.63	0.3	
UMBRAL1	0.64	0.3	
UMBRAL1	0.65	0.3	
UMBRAL1	0.66	0.3	
UMBRAL1	0.67	0.3	
UMBRAL1	0.68	0.3	
UMBRAL1	0.69	0.3	
UMBRAL1	0.7	0.3	
UMBRAL1	0.71	0.3	
UMBRAL1	0.72	0.3	
UMBRAL1	0.73	0.3	
UMBRAL1	0.74	0.3	
UMBRAL1	0.75	0.3	
UMBRAL1	0.76	0.3	
UMBRAL1	0.77	0.3	
UMBRAL1	0.78	0.3	
UMBRAL1	0.79	0.3	
UMBRAL1	0.8	0.3	
UMBRAL1	0.81	0.3	
UMBRAL1	0.82	0.3	
UMBRAL1	0.83	0.3	
UMBRAL1	0.84	0.3	
UMBRAL1	0.85	0.3	
UMBRAL1	0.86	0.3	
UMBRAL1	0.87	0.3	
UMBRAL1	0.88	0.3	
UMBRAL1	0.89	0.3	
UMBRAL1	0.9	0.3	

Name	Period sec	Acceleration	Damping %
UMBRAL1	0.91	0.3	
UMBRAL1	0.92	0.3	
UMBRAL1	0.93	0.3	
UMBRAL1	0.94	0.3	
UMBRAL1	0.95	0.3	
UMBRAL1	0.96	0.3	
UMBRAL1	0.97	0.3	
UMBRAL1	0.98	0.3	
UMBRAL1	0.99	0.3	
UMBRAL1	1	0.3	
UMBRAL1	1.01	0.297	
UMBRAL1	1.02	0.294	
UMBRAL1	1.03	0.291	
UMBRAL1	1.04	0.288	
UMBRAL1	1.05	0.286	
UMBRAL1	1.06	0.283	
UMBRAL1	1.07	0.28	
UMBRAL1	1.08	0.278	
UMBRAL1	1.09	0.275	
UMBRAL1	1.1	0.273	
UMBRAL1	1.11	0.27	
UMBRAL1	1.12	0.268	
UMBRAL1	1.13	0.265	
UMBRAL1	1.14	0.263	
UMBRAL1	1.15	0.261	
UMBRAL1	1.16	0.259	
UMBRAL1	1.17	0.256	
UMBRAL1	1.18	0.254	
UMBRAL1	1.19	0.252	
UMBRAL1	1.2	0.25	
UMBRAL1	1.21	0.248	
UMBRAL1	1.22	0.246	
UMBRAL1	1.23	0.244	
UMBRAL1	1.24	0.242	
UMBRAL1	1.25	0.24	
UMBRAL1	1.26	0.238	
UMBRAL1	1.27	0.236	
UMBRAL1	1.28	0.234	
UMBRAL1	1.29	0.233	
UMBRAL1	1.3	0.231	
UMBRAL1	1.31	0.229	
UMBRAL1	1.32	0.227	
UMBRAL1	1.33	0.226	
UMBRAL1	1.34	0.224	
UMBRAL1	1.35	0.222	
UMBRAL1	1.36	0.221	
UMBRAL1	1.37	0.219	
UMBRAL1	1.38	0.217	
UMBRAL1	1.39	0.216	
UMBRAL1	1.4	0.214	
UMBRAL1	1.41	0.213	
UMBRAL1	1.42	0.211	
UMBRAL1	1.43	0.21	
UMBRAL1	1.44	0.208	
UMBRAL1	1.45	0.207	
UMBRAL1	1.46	0.205	
UMBRAL1	1.47	0.204	
UMBRAL1	1.48	0.203	
UMBRAL1	1.49	0.201	
UMBRAL1	1.5	0.2	

Name	Period sec	Acceleration	Damping %
UMBRAL1	1.51	0.199	
UMBRAL1	1.52	0.197	
UMBRAL1	1.53	0.196	
UMBRAL1	1.54	0.195	
UMBRAL1	1.55	0.194	
UMBRAL1	1.56	0.192	
UMBRAL1	1.57	0.191	
UMBRAL1	1.58	0.19	
UMBRAL1	1.59	0.189	
UMBRAL1	1.6	0.188	
UMBRAL1	1.61	0.186	
UMBRAL1	1.62	0.185	
UMBRAL1	1.63	0.184	
UMBRAL1	1.64	0.183	
UMBRAL1	1.65	0.182	
UMBRAL1	1.66	0.181	
UMBRAL1	1.67	0.18	
UMBRAL1	1.68	0.179	
UMBRAL1	1.69	0.178	
UMBRAL1	1.7	0.176	
UMBRAL1	1.71	0.175	
UMBRAL1	1.72	0.174	
UMBRAL1	1.73	0.173	
UMBRAL1	1.74	0.172	
UMBRAL1	1.75	0.171	
UMBRAL1	1.76	0.17	
UMBRAL1	1.77	0.169	
UMBRAL1	1.78	0.169	
UMBRAL1	1.79	0.168	
UMBRAL1	1.8	0.167	
UMBRAL1	1.81	0.166	
UMBRAL1	1.82	0.165	
UMBRAL1	1.83	0.164	
UMBRAL1	1.84	0.163	
UMBRAL1	1.85	0.162	
UMBRAL1	1.86	0.161	
UMBRAL1	1.87	0.16	
UMBRAL1	1.88	0.16	
UMBRAL1	1.89	0.159	
UMBRAL1	1.9	0.158	
UMBRAL1	1.91	0.157	
UMBRAL1	1.92	0.156	
UMBRAL1	1.93	0.155	
UMBRAL1	1.94	0.155	
UMBRAL1	1.95	0.154	
UMBRAL1	1.96	0.153	
UMBRAL1	1.97	0.152	
UMBRAL1	1.98	0.152	
UMBRAL1	1.99	0.151	
UMBRAL1	2	0.15	
UMBRAL1	2.01	0.149	
UMBRAL1	2.02	0.149	
UMBRAL1	2.03	0.148	
UMBRAL1	2.04	0.147	
UMBRAL1	2.05	0.146	
UMBRAL1	2.06	0.146	
UMBRAL1	2.07	0.145	
UMBRAL1	2.08	0.144	
UMBRAL1	2.09	0.144	
UMBRAL1	2.1	0.143	

Name	Period sec	Acceleration	Damping %
UMBRAL1	2.11	0.142	
UMBRAL1	2.12	0.142	
UMBRAL1	2.13	0.141	
UMBRAL1	2.14	0.14	
UMBRAL1	2.15	0.14	
UMBRAL1	2.16	0.139	
UMBRAL1	2.17	0.138	
UMBRAL1	2.18	0.138	
UMBRAL1	2.19	0.137	
UMBRAL1	2.2	0.136	
UMBRAL1	2.21	0.136	
UMBRAL1	2.22	0.135	
UMBRAL1	2.23	0.135	
UMBRAL1	2.24	0.134	
UMBRAL1	2.25	0.133	
UMBRAL1	2.26	0.133	
UMBRAL1	2.27	0.132	
UMBRAL1	2.28	0.132	
UMBRAL1	2.29	0.131	
UMBRAL1	2.3	0.13	
UMBRAL1	2.31	0.13	
UMBRAL1	2.32	0.129	
UMBRAL1	2.33	0.129	
UMBRAL1	2.34	0.128	
UMBRAL1	2.35	0.128	
UMBRAL1	2.36	0.127	
UMBRAL1	2.37	0.127	
UMBRAL1	2.38	0.126	
UMBRAL1	2.39	0.126	
UMBRAL1	2.4	0.125	
UMBRAL1	2.41	0.124	
UMBRAL1	2.42	0.124	
UMBRAL1	2.43	0.123	
UMBRAL1	2.44	0.123	
UMBRAL1	2.45	0.122	
UMBRAL1	2.46	0.122	
UMBRAL1	2.47	0.121	
UMBRAL1	2.48	0.121	
UMBRAL1	2.49	0.12	
UMBRAL1	2.5	0.12	
UMBRAL1	2.51	0.12	
UMBRAL1	2.52	0.119	
UMBRAL1	2.53	0.119	
UMBRAL1	2.54	0.118	
UMBRAL1	2.55	0.118	
UMBRAL1	2.56	0.117	
UMBRAL1	2.57	0.117	
UMBRAL1	2.58	0.116	
UMBRAL1	2.59	0.116	
UMBRAL1	2.6	0.115	
UMBRAL1	2.61	0.115	
UMBRAL1	2.62	0.115	
UMBRAL1	2.63	0.114	
UMBRAL1	2.64	0.114	
UMBRAL1	2.65	0.113	
UMBRAL1	2.66	0.113	
UMBRAL1	2.67	0.112	
UMBRAL1	2.68	0.112	
UMBRAL1	2.69	0.112	
UMBRAL1	2.7	0.111	

Name	Period sec	Acceleration	Damping %
UMBRAL1	2.71	0.111	
UMBRAL1	2.72	0.11	
UMBRAL1	2.73	0.11	
UMBRAL1	2.74	0.109	
UMBRAL1	2.75	0.109	
UMBRAL1	2.76	0.109	
UMBRAL1	2.77	0.108	
UMBRAL1	2.78	0.108	
UMBRAL1	2.79	0.108	
UMBRAL1	2.8	0.107	
UMBRAL1	2.81	0.107	
UMBRAL1	2.82	0.106	
UMBRAL1	2.83	0.106	
UMBRAL1	2.84	0.106	
UMBRAL1	2.85	0.105	
UMBRAL1	2.86	0.105	
UMBRAL1	2.87	0.105	
UMBRAL1	2.88	0.104	
UMBRAL1	2.89	0.104	
UMBRAL1	2.9	0.103	
UMBRAL1	2.91	0.103	
UMBRAL1	2.92	0.103	
UMBRAL1	2.93	0.102	
UMBRAL1	2.94	0.102	
UMBRAL1	2.95	0.102	
UMBRAL1	2.96	0.101	
UMBRAL1	2.97	0.101	
UMBRAL1	2.98	0.101	
UMBRAL1	2.99	0.1	
UMBRAL1	3	0.1	
UMBRAL1	3.01	0.1	
UMBRAL1	3.02	0.099	
UMBRAL1	3.03	0.099	
UMBRAL1	3.04	0.099	
UMBRAL1	3.05	0.098	
UMBRAL1	3.06	0.098	
UMBRAL1	3.07	0.098	
UMBRAL1	3.08	0.097	
UMBRAL1	3.09	0.097	
UMBRAL1	3.1	0.097	
UMBRAL1	3.11	0.096	
UMBRAL1	3.12	0.096	
UMBRAL1	3.13	0.096	
UMBRAL1	3.14	0.096	
UMBRAL1	3.15	0.095	
UMBRAL1	3.16	0.095	
UMBRAL1	3.17	0.095	
UMBRAL1	3.18	0.094	
UMBRAL1	3.19	0.094	
UMBRAL1	3.2	0.094	
UMBRAL1	3.21	0.093	
UMBRAL1	3.22	0.093	
UMBRAL1	3.23	0.093	
UMBRAL1	3.24	0.093	
UMBRAL1	3.25	0.092	
UMBRAL1	3.26	0.092	
UMBRAL1	3.27	0.092	
UMBRAL1	3.28	0.091	
UMBRAL1	3.29	0.091	
UMBRAL1	3.3	0.091	

Name	Period sec	Acceleration	Damping %
UMBRAL1	3.31	0.091	
UMBRAL1	3.32	0.09	
UMBRAL1	3.33	0.09	
UMBRAL1	3.34	0.09	
UMBRAL1	3.35	0.09	
UMBRAL1	3.36	0.089	
UMBRAL1	3.37	0.089	
UMBRAL1	3.38	0.089	
UMBRAL1	3.39	0.088	
UMBRAL1	3.4	0.088	
UMBRAL1	3.41	0.088	
UMBRAL1	3.42	0.088	
UMBRAL1	3.43	0.087	
UMBRAL1	3.44	0.087	
UMBRAL1	3.45	0.087	
UMBRAL1	3.46	0.087	
UMBRAL1	3.47	0.086	
UMBRAL1	3.48	0.086	
UMBRAL1	3.49	0.086	
UMBRAL1	3.5	0.086	
UMBRAL1	3.51	0.085	
UMBRAL1	3.52	0.085	
UMBRAL1	3.53	0.085	
UMBRAL1	3.54	0.085	
UMBRAL1	3.55	0.085	
UMBRAL1	3.56	0.084	
UMBRAL1	3.57	0.084	
UMBRAL1	3.58	0.084	
UMBRAL1	3.59	0.084	
UMBRAL1	3.6	0.083	
UMBRAL1	3.61	0.083	
UMBRAL1	3.62	0.083	
UMBRAL1	3.63	0.083	
UMBRAL1	3.64	0.082	
UMBRAL1	3.65	0.082	
UMBRAL1	3.66	0.082	
UMBRAL1	3.67	0.082	
UMBRAL1	3.68	0.082	
UMBRAL1	3.69	0.081	
UMBRAL1	3.7	0.081	
UMBRAL1	3.71	0.081	
UMBRAL1	3.72	0.081	
UMBRAL1	3.73	0.08	
UMBRAL1	3.74	0.08	
UMBRAL1	3.75	0.08	
UMBRAL1	3.76	0.08	
UMBRAL1	3.77	0.08	
UMBRAL1	3.78	0.079	
UMBRAL1	3.79	0.079	
UMBRAL1	3.8	0.079	
UMBRAL1	3.81	0.079	
UMBRAL1	3.82	0.079	
UMBRAL1	3.83	0.078	
UMBRAL1	3.84	0.078	
UMBRAL1	3.85	0.078	
UMBRAL1	3.86	0.078	
UMBRAL1	3.87	0.078	
UMBRAL1	3.88	0.077	
UMBRAL1	3.89	0.077	
UMBRAL1	3.9	0.077	

Name	Period sec	Acceleration	Damping %
UMBRAL1	3.91	0.077	
UMBRAL1	3.92	0.077	
UMBRAL1	3.93	0.076	
UMBRAL1	3.94	0.076	
UMBRAL1	3.95	0.076	
UMBRAL1	3.96	0.076	
UMBRAL1	3.97	0.076	
UMBRAL1	3.98	0.075	
UMBRAL1	3.99	0.075	
UMBRAL1	4	0.075	
UMBRAL1	4.01	0.075	
UMBRAL1	4.02	0.075	
UMBRAL1	4.03	0.074	
UMBRAL1	4.04	0.074	
UMBRAL1	4.05	0.074	
UMBRAL1	4.06	0.074	
UMBRAL1	4.07	0.074	
UMBRAL1	4.08	0.074	
UMBRAL1	4.09	0.073	
UMBRAL1	4.1	0.073	
UMBRAL1	4.11	0.073	
UMBRAL1	4.12	0.073	
UMBRAL1	4.13	0.073	
UMBRAL1	4.14	0.072	
UMBRAL1	4.15	0.072	
UMBRAL1	4.16	0.072	
UMBRAL1	4.17	0.072	
UMBRAL1	4.18	0.072	
UMBRAL1	4.19	0.072	
UMBRAL1	4.2	0.071	
UMBRAL1	4.21	0.071	
UMBRAL1	4.22	0.071	
UMBRAL1	4.23	0.071	
UMBRAL1	4.24	0.071	
UMBRAL1	4.25	0.071	
UMBRAL1	4.26	0.07	
UMBRAL1	4.27	0.07	
UMBRAL1	4.28	0.07	
UMBRAL1	4.29	0.07	
UMBRAL1	4.3	0.07	
UMBRAL1	4.31	0.07	
UMBRAL1	4.32	0.069	
UMBRAL1	4.33	0.069	
UMBRAL1	4.34	0.069	
UMBRAL1	4.35	0.069	
UMBRAL1	4.36	0.069	
UMBRAL1	4.37	0.069	
UMBRAL1	4.38	0.068	
UMBRAL1	4.39	0.068	
UMBRAL1	4.4	0.068	
UMBRAL1	4.41	0.068	
UMBRAL1	4.42	0.068	
UMBRAL1	4.43	0.068	
UMBRAL1	4.44	0.068	
UMBRAL1	4.45	0.067	
UMBRAL1	4.46	0.067	
UMBRAL1	4.47	0.067	
UMBRAL1	4.48	0.067	
UMBRAL1	4.49	0.067	
UMBRAL1	4.5	0.067	

Name	Period sec	Acceleration	Damping %
UMBRAL1	4.51	0.067	
UMBRAL1	4.52	0.066	
UMBRAL1	4.53	0.066	
UMBRAL1	4.54	0.066	
UMBRAL1	4.55	0.066	
UMBRAL1	4.56	0.066	
UMBRAL1	4.57	0.066	
UMBRAL1	4.58	0.066	
UMBRAL1	4.59	0.065	
UMBRAL1	4.6	0.065	
UMBRAL1	4.61	0.065	
UMBRAL1	4.62	0.065	
UMBRAL1	4.63	0.065	
UMBRAL1	4.64	0.065	
UMBRAL1	4.65	0.065	
UMBRAL1	4.66	0.064	
UMBRAL1	4.67	0.064	
UMBRAL1	4.68	0.064	
UMBRAL1	4.69	0.064	
UMBRAL1	4.7	0.064	
UMBRAL1	4.71	0.064	
UMBRAL1	4.72	0.064	
UMBRAL1	4.73	0.063	
UMBRAL1	4.74	0.063	
UMBRAL1	4.75	0.063	
UMBRAL1	4.76	0.063	
UMBRAL1	4.77	0.063	
UMBRAL1	4.78	0.063	
UMBRAL1	4.79	0.063	
UMBRAL1	4.8	0.063	
UMBRAL1	4.81	0.062	
UMBRAL1	4.82	0.062	
UMBRAL1	4.83	0.062	
UMBRAL1	4.84	0.061	
UMBRAL1	4.85	0.061	
UMBRAL1	4.86	0.061	
UMBRAL1	4.87	0.061	
UMBRAL1	4.88	0.06	
UMBRAL1	4.89	0.06	
UMBRAL1	4.9	0.06	
UMBRAL1	4.91	0.06	
UMBRAL1	4.92	0.059	
UMBRAL1	4.93	0.059	
UMBRAL1	4.94	0.059	
UMBRAL1	4.95	0.059	
UMBRAL1	4.96	0.059	
UMBRAL1	4.97	0.058	
UMBRAL1	4.98	0.058	
UMBRAL1	4.99	0.058	
UMBRAL1	5	0.058	
UMBRAL1	5.01	0.057	
UMBRAL1	5.02	0.057	
UMBRAL1	5.03	0.057	
UMBRAL1	5.04	0.057	
UMBRAL1	5.05	0.056	
UMBRAL1	5.06	0.056	
UMBRAL1	5.07	0.056	
UMBRAL1	5.08	0.056	
UMBRAL1	5.09	0.056	
UMBRAL1	5.1	0.055	

Name	Period sec	Acceleration	Damping %
UMBRAL1	5.11	0.055	
UMBRAL1	5.12	0.055	
UMBRAL1	5.13	0.055	
UMBRAL1	5.14	0.055	
UMBRAL1	5.15	0.054	
UMBRAL1	5.16	0.054	
UMBRAL1	5.17	0.054	
UMBRAL1	5.18	0.054	
UMBRAL1	5.19	0.053	
UMBRAL1	5.2	0.053	
UMBRAL1	5.21	0.053	
UMBRAL1	5.22	0.053	
UMBRAL1	5.23	0.053	
UMBRAL1	5.24	0.052	
UMBRAL1	5.25	0.052	
UMBRAL1	5.26	0.052	
UMBRAL1	5.27	0.052	
UMBRAL1	5.28	0.052	
UMBRAL1	5.29	0.051	
UMBRAL1	5.3	0.051	
UMBRAL1	5.31	0.051	
UMBRAL1	5.32	0.051	
UMBRAL1	5.33	0.051	
UMBRAL1	5.34	0.05	
UMBRAL1	5.35	0.05	
UMBRAL1	5.36	0.05	
UMBRAL1	5.37	0.05	
UMBRAL1	5.38	0.05	
UMBRAL1	5.39	0.05	
UMBRAL1	5.4	0.049	
UMBRAL1	5.41	0.049	
UMBRAL1	5.42	0.049	
UMBRAL1	5.43	0.049	
UMBRAL1	5.44	0.049	
UMBRAL1	5.45	0.048	
UMBRAL1	5.46	0.048	
UMBRAL1	5.47	0.048	
UMBRAL1	5.48	0.048	
UMBRAL1	5.49	0.048	
UMBRAL1	5.5	0.048	
UMBRAL1	5.51	0.047	
UMBRAL1	5.52	0.047	
UMBRAL1	5.53	0.047	
UMBRAL1	5.54	0.047	
UMBRAL1	5.55	0.047	
UMBRAL1	5.56	0.047	
UMBRAL1	5.57	0.046	
UMBRAL1	5.58	0.046	
UMBRAL1	5.59	0.046	
UMBRAL1	5.6	0.046	
UMBRAL1	5.61	0.046	
UMBRAL1	5.62	0.046	
UMBRAL1	5.63	0.045	
UMBRAL1	5.64	0.045	
UMBRAL1	5.65	0.045	
UMBRAL1	5.66	0.045	
UMBRAL1	5.67	0.045	
UMBRAL1	5.68	0.045	
UMBRAL1	5.69	0.044	
UMBRAL1	5.7	0.044	

Name	Period sec	Acceleration	Damping %
UMBRAL1	5.71	0.044	
UMBRAL1	5.72	0.044	
UMBRAL1	5.73	0.044	
UMBRAL1	5.74	0.044	
UMBRAL1	5.75	0.044	
UMBRAL1	5.76	0.043	
UMBRAL1	5.77	0.043	
UMBRAL1	5.78	0.043	
UMBRAL1	5.79	0.043	
UMBRAL1	5.8	0.043	
UMBRAL1	5.81	0.043	
UMBRAL1	5.82	0.043	
UMBRAL1	5.83	0.042	
UMBRAL1	5.84	0.042	
UMBRAL1	5.85	0.042	
UMBRAL1	5.86	0.042	
UMBRAL1	5.87	0.042	
UMBRAL1	5.88	0.042	
UMBRAL1	5.89	0.042	
UMBRAL1	5.9	0.041	
UMBRAL1	5.91	0.041	
UMBRAL1	5.92	0.041	
UMBRAL1	5.93	0.041	
UMBRAL1	5.94	0.041	
UMBRAL1	5.95	0.041	
UMBRAL1	5.96	0.041	
UMBRAL1	5.97	0.04	
UMBRAL1	5.98	0.04	
UMBRAL1	5.99	0.04	
UMBRAL1	6	0.04	
UMBRAL1	6.01	0.04	
UMBRAL1	6.02	0.04	
UMBRAL1	6.03	0.04	
UMBRAL1	6.04	0.039	
UMBRAL1	6.05	0.039	
UMBRAL1	6.06	0.039	
UMBRAL1	6.07	0.039	
UMBRAL1	6.08	0.039	
UMBRAL1	6.09	0.039	
UMBRAL1	6.1	0.039	
UMBRAL1	6.11	0.039	
UMBRAL1	6.12	0.038	
UMBRAL1	6.13	0.038	
UMBRAL1	6.14	0.038	
UMBRAL1	6.15	0.038	
UMBRAL1	6.16	0.038	
UMBRAL1	6.17	0.038	
UMBRAL1	6.18	0.038	
UMBRAL1	6.19	0.038	
UMBRAL1	6.2	0.037	
UMBRAL1	6.21	0.037	
UMBRAL1	6.22	0.037	
UMBRAL1	6.23	0.037	
UMBRAL1	6.24	0.037	
UMBRAL1	6.25	0.037	
UMBRAL1	6.26	0.037	
UMBRAL1	6.27	0.037	
UMBRAL1	6.28	0.037	
UMBRAL1	6.29	0.036	
UMBRAL1	6.3	0.036	

Name	Period sec	Acceleration	Damping %
UMBRAL1	6.31	0.036	
UMBRAL1	6.32	0.036	
UMBRAL1	6.33	0.036	
UMBRAL1	6.34	0.036	
UMBRAL1	6.35	0.036	
UMBRAL1	6.36	0.036	
UMBRAL1	6.37	0.035	
UMBRAL1	6.38	0.035	
UMBRAL1	6.39	0.035	
UMBRAL1	6.4	0.035	
UMBRAL1	6.41	0.035	
UMBRAL1	6.42	0.035	
UMBRAL1	6.43	0.035	
UMBRAL1	6.44	0.035	
UMBRAL1	6.45	0.035	
UMBRAL1	6.46	0.035	
UMBRAL1	6.47	0.034	
UMBRAL1	6.48	0.034	
UMBRAL1	6.49	0.034	
UMBRAL1	6.5	0.034	
UMBRAL1	6.51	0.034	
UMBRAL1	6.52	0.034	
UMBRAL1	6.53	0.034	
UMBRAL1	6.54	0.034	
UMBRAL1	6.55	0.034	
UMBRAL1	6.56	0.033	
UMBRAL1	6.57	0.033	
UMBRAL1	6.58	0.033	
UMBRAL1	6.59	0.033	
UMBRAL1	6.6	0.033	
UMBRAL1	6.61	0.033	
UMBRAL1	6.62	0.033	
UMBRAL1	6.63	0.033	
UMBRAL1	6.64	0.033	
UMBRAL1	6.65	0.033	
UMBRAL1	6.66	0.032	
UMBRAL1	6.67	0.032	
UMBRAL1	6.68	0.032	
UMBRAL1	6.69	0.032	
UMBRAL1	6.7	0.032	
UMBRAL1	6.71	0.032	
UMBRAL1	6.72	0.032	
UMBRAL1	6.73	0.032	
UMBRAL1	6.74	0.032	
UMBRAL1	6.75	0.032	
UMBRAL1	6.76	0.032	
UMBRAL1	6.77	0.031	
UMBRAL1	6.78	0.031	
UMBRAL1	6.79	0.031	
UMBRAL1	6.8	0.031	
UMBRAL1	6.81	0.031	
UMBRAL1	6.82	0.031	
UMBRAL1	6.83	0.031	
UMBRAL1	6.84	0.031	
UMBRAL1	6.85	0.031	
UMBRAL1	6.86	0.031	
UMBRAL1	6.87	0.031	
UMBRAL1	6.88	0.03	
UMBRAL1	6.89	0.03	
UMBRAL1	6.9	0.03	

Name	Period sec	Acceleration	Damping %
UMBRAL1	6.91	0.03	
UMBRAL1	6.92	0.03	
UMBRAL1	6.93	0.03	
UMBRAL1	6.94	0.03	
UMBRAL1	6.95	0.03	
UMBRAL1	6.96	0.03	
UMBRAL1	6.97	0.03	
UMBRAL1	6.98	0.03	
UMBRAL1	6.99	0.029	
UMBRAL1	7	0.029	
UMBRAL1	7.01	0.029	
UMBRAL1	7.02	0.029	
UMBRAL1	7.03	0.029	
UMBRAL1	7.04	0.029	
UMBRAL1	7.05	0.029	
UMBRAL1	7.06	0.029	
UMBRAL1	7.07	0.029	
UMBRAL1	7.08	0.029	
UMBRAL1	7.09	0.029	
UMBRAL1	7.1	0.029	
UMBRAL1	7.11	0.028	
UMBRAL1	7.12	0.028	
UMBRAL1	7.13	0.028	
UMBRAL1	7.14	0.028	
UMBRAL1	7.15	0.028	
UMBRAL1	7.16	0.028	
UMBRAL1	7.17	0.028	
UMBRAL1	7.18	0.028	
UMBRAL1	7.19	0.028	
UMBRAL1	7.2	0.028	
UMBRAL1	7.21	0.028	
UMBRAL1	7.22	0.028	
UMBRAL1	7.23	0.028	
UMBRAL1	7.24	0.027	
UMBRAL1	7.25	0.027	
UMBRAL1	7.26	0.027	
UMBRAL1	7.27	0.027	
UMBRAL1	7.28	0.027	
UMBRAL1	7.29	0.027	
UMBRAL1	7.3	0.027	
UMBRAL1	7.31	0.027	
UMBRAL1	7.32	0.027	
UMBRAL1	7.33	0.027	
UMBRAL1	7.34	0.027	
UMBRAL1	7.35	0.027	
UMBRAL1	7.36	0.027	
UMBRAL1	7.37	0.027	
UMBRAL1	7.38	0.026	
UMBRAL1	7.39	0.026	
UMBRAL1	7.4	0.026	
UMBRAL1	7.41	0.026	
UMBRAL1	7.42	0.026	
UMBRAL1	7.43	0.026	
UMBRAL1	7.44	0.026	
UMBRAL1	7.45	0.026	
UMBRAL1	7.46	0.026	
UMBRAL1	7.47	0.026	
UMBRAL1	7.48	0.026	
UMBRAL1	7.49	0.026	
UMBRAL1	7.5	0.026	

4.4 Load Cases

Table 4.5 - Load Cases - Summary

Name	Type
D	Linear Static
L	Linear Static
LR	Linear Static
EX	Response Spectrum
EY	Response Spectrum
DISX	Response Spectrum
DISY	Response Spectrum
W	Linear Static
G	Linear Static
DERUX	Response Spectrum
DERUY	Response Spectrum

4.5 Load Combinations

Table 4.6 - Load Combinations

Name	Load Case/Combo	Scale Factor	Type	Auto
COMB1	D	1.4	Linear Add	No
COMB2	D	1.2	Linear Add	No
COMB2	L	1.6		No
COMB2	LR	0.5		No
COMB3	D	1.2	Linear Add	No
COMB3	L	1		No
COMB3	LR	1.6		No
COMB4	D	1.2	Linear Add	No
COMB4	L	1		No
COMB4	LR	0.5		No
COMB5	D	1.2	Linear Add	No
COMB5	L	1		No
COMB5	DISX	1		No
COMB5	DISY	0.3		No
COMB6	D	1.2	Linear Add	No
COMB6	L	1		No
COMB6	DISY	1		No
COMB6	DISX	0.3		No
COMB7	D	0.9	Linear Add	No
COMB7	DISY	1		No
COMB7	DISX	0.3		No
COMB8	D	0.9	Linear Add	No
COMB8	DISY	0.3		No
COMB8	DISX	1		No
ENVE	COMB1	1	Envelope	No
ENVE	COMB2	1		No
ENVE	COMB3	1		No
ENVE	COMB4	1		No
ENVE	COMB5	1		No
ENVE	COMB6	1		No
ENVE	COMB7	1		No
ENVE	COMB8	1		No
CIM01	D	1	Linear Add	No
CIM02	D	1	Linear Add	No
CIM02	L	1		No
CIM03	D	1	Linear Add	No
CIM03	LR	1		No
CIM04	D	1	Linear Add	No

Name	Load Case/Combo	Scale Factor	Type	Auto
CIM04	L	0.75		No
CIM04	LR	0.75		No
CIM05	D	1	Linear Add	No
CIM05	DISX	0.7		No
CIM05	DISY	0.21		No
CIM06	D	1	Linear Add	No
CIM06	DISX	0.21		No
CIM06	DISY	0.7		No
CIM07	D	1	Linear Add	No
CIM07	DISX	0.53		No
CIM07	DISY	0.16		No
CIM07	L	0.75		No
CIM07	LR	0.75		No
CIM08	D	1	Linear Add	No
CIM08	DISX	0.16		No
CIM08	DISY	0.53		No
CIM08	L	0.75		No
CIM08	LR	0.75		No
DER01	D	1.4	Linear Add	No
DER02	D	1.2	Linear Add	No
DER02	L	1.6		No
DER02	LR	0.5		No
DER03	D	1.2	Linear Add	No
DER03	L	1		No
DER03	LR	1.6		No
DER04	D	1.2	Linear Add	No
DER04	L	1		No
DER04	LR	0.5		No
DER05	D	1.2	Linear Add	No
DER05	L	1		No
DER05	EX	1		No
DER05	EY	0.3		No
DER06	D	1.2	Linear Add	No
DER06	L	1		No
DER06	EX	0.3		No
DER06	EY	1		No
DER07	D	0.9	Linear Add	No
DER07	EX	1		No
DER07	EY	0.3		No
DER08	D	0.9	Linear Add	No
DER08	EX	0.3		No
DER08	EY	1		No
DERUD01	D	1.4	Linear Add	No
DERUD02	D	1.2	Linear Add	No
DERUD02	L	1.6		No
DERUD02	LR	0.5		No
DERUD03	D	1.2	Linear Add	No
DERUD03	L	1		No
DERUD03	LR	1.6		No
DERUD04	D	1.2	Linear Add	No
DERUD04	L	1		No
DERUD04	LR	0.5		No
DERUD05	D	1.2	Linear Add	No
DERUD05	L	1		No
DERUD05	DERUX	1		No
DERUD06	D	1.2	Linear Add	No
DERUD06	L	1		No
DERUD06	DERUY	1		No
DERUD07	D	0.9	Linear Add	No
DERUD07	DERUX	1		No

Name	Load Case/Combo	Scale Factor	Type	Auto
DERUD08	D	0.9	Linear Add	No
DERUD08	DERUY	1		No
CIM09	D	0.6	Linear Add	No
CIM09	DISX	0.7		No
CIM09	DISY	0.21		No
CIM10	D	0.6	Linear Add	No
CIM10	DISX	0.21		No
CIM10	DISY	0.7		No
CIM11	D	1	Linear Add	No
CIM11	G	1		No
CIM12	D	1	Linear Add	No
CIM12	L	0.75		No
CIM12	G	0.75		No
CIM13	D	1	Linear Add	No
CIM13	L	0.75		No
CIM13	G	0.75		No
CIM13	DISX	0.53		No
CIM13	DISY	0.16		No
CIM14	D	1	Linear Add	No
CIM14	L	0.75		No
CIM14	G	0.75		No
CIM14	DISX	0.16		No
CIM14	DISY	0.53		No
CIM15	D	0.6	Linear Add	No
COMB9	D	1.2	Linear Add	No
COMB9	L	1.6		No
COMB9	G	0.5		No
COMB10	D	1.2	Linear Add	No
COMB10	L	1		No
COMB10	G	1.6		No
COMB11	D	1.2	Linear Add	No
COMB11	L	1		No
COMB11	G	0.5		No
DER09	D	1.2	Linear Add	No
DER09	L	1.6		No
DER09	G	0.5		No
DER10	D	1.2	Linear Add	No
DER10	L	1		No
DER10	G	1.6		No
DER11	D	1.2	Linear Add	No
DER11	L	1		No
DER11	G	0.5		No
DERUD09	D	1.2	Linear Add	No
DERUD09	L	1.6		No
DERUD09	G	0.5		No
DERUD10	D	1.2	Linear Add	No
DERUD10	L	1		No
DERUD10	G	1.6		No
DERUD11	D	1.2	Linear Add	No
DERUD11	L	1		No
DERUD11	G	0.5		No

5 Analysis Results

This chapter provides analysis results.

5.1 Structure Results

Table 5.1 - Base Reactions

Load Case/Combo	FX kN	FY kN	FZ kN	MX kN-m	MY kN-m	MZ kN-m	X m	Y m	Z m
D	0	0	270.4052	283.1344	-715.8198	-3.728E-05	0	0	0
L	0	0	0	0	0	0	0	0	0
LR	0	0	41.015	15.6279	-108.531	-8.711E-06	0	0	0
EX Max	359.2436	0.8515	0	2.7741	1170.8512	1205.336	0	0	0
EY Max	0.6435	360.1884	0	1173.2677	2.0966	953.0406	0	0	0
DISX Max	94.8887	0.2249	0	0.7327	309.2625	318.3711	0	0	0
DISY Max	0.17	95.1551	0	309.9555	0.5539	251.7756	0	0	0
W	0	0	0	0	0	0	0	0	0
G	0	0	43.96	76.9992	-116.4146	-4.491E-06	0	0	0
DERUX Max	49.5688	0.1131	0	0.3684	161.5782	145.1919	0	0	0
DERUY Max	0.0912	49.54	0	161.3702	0.2971	131.075	0	0	0
COMB1	0	0	378.5673	396.3881	-1002.1478	-0.0001	0	0	0
COMB2	0	0	344.9938	347.5752	-913.2493	-4.909E-05	0	0	0
COMB3	0	0	390.1103	364.7659	-1032.6334	-0.0001	0	0	0
COMB4	0	0	344.9938	347.5752	-913.2493	-4.909E-05	0	0	0
COMB5 Max	94.9397	28.7714	324.4863	433.4806	-549.5552	393.9037	0	0	0
COMB5 Min	-94.9397	-28.7714	324.4863	246.0419	-1168.4124	-393.9038	0	0	0
COMB6 Max	28.6366	95.2226	324.4863	649.9365	-765.6512	347.2869	0	0	0
COMB6 Min	-28.6366	-95.2226	324.4863	29.586	-952.3164	-347.287	0	0	0
COMB7 Max	28.6366	95.2226	243.3647	564.9962	-550.9052	347.2869	0	0	0
COMB7 Min	-28.6366	-95.2226	243.3647	-55.3544	-737.5705	-347.2869	0	0	0
COMB8 Max	94.9397	28.7714	243.3647	348.5403	-334.8092	393.9038	0	0	0
COMB8 Min	-94.9397	-28.7714	243.3647	161.1016	-953.6665	-393.9038	0	0	0
ENVE Max	94.9397	95.2226	390.1103	649.9365	-334.8092	393.9038	0	0	0
ENVE Min	-94.9397	-95.2226	243.3647	-55.3544	-1168.4124	-393.9038	0	0	0
CIM01	0	0	270.4052	283.1344	-715.8198	-3.728E-05	0	0	0
CIM02	0	0	270.4052	283.1344	-715.8198	-3.728E-05	0	0	0
CIM03	0	0	311.4202	298.7623	-824.3508	-4.599E-05	0	0	0
CIM04	0	0	301.1665	294.8553	-797.2181	-4.382E-05	0	0	0
CIM05 Max	66.4578	20.14	270.4052	348.7379	-499.2198	275.7326	0	0	0
CIM05 Min	-66.4578	-20.14	270.4052	217.5308	-932.4199	-275.7327	0	0	0
CIM06 Max	20.0456	66.6558	270.4052	500.2571	-650.487	243.1008	0	0	0
CIM06 Min	-20.0456	-66.6558	270.4052	66.0117	-781.1527	-243.1009	0	0	0
CIM07 Max	50.3182	15.344	301.1665	344.8365	-633.2203	209.0207	0	0	0
CIM07 Min	-50.3182	-15.344	301.1665	244.8741	-961.2158	-209.0208	0	0	0
CIM08 Max	15.2723	50.4682	301.1665	459.2489	-747.4425	184.3804	0	0	0
CIM08 Min	-15.2723	-50.4682	301.1665	130.4617	-846.9936	-184.3805	0	0	0
DER01	0	0	378.5673	396.3881	-1002.1478	-0.0001	0	0	0
DER02	0	0	344.9938	347.5752	-913.2493	-4.909E-05	0	0	0
DER03	0	0	390.1103	364.7659	-1032.6334	-0.0001	0	0	0
DER04	0	0	344.9938	347.5752	-913.2493	-4.909E-05	0	0	0
DER05 Max	359.4366	108.908	324.4863	694.5156	312.4963	1491.2481	0	0	0
DER05 Min	-359.4366	-108.908	324.4863	-14.9931	-2030.4639	-1491.2482	0	0	0
DER06 Max	108.4166	360.4439	324.4863	1513.8611	-505.6319	1314.6413	0	0	0
DER06 Min	-108.4166	-360.4439	324.4863	-834.3386	-1212.3357	-1314.6414	0	0	0
DER07 Max	359.4366	108.908	243.3647	609.5753	527.2423	1491.2481	0	0	0
DER07 Min	-359.4366	-108.908	243.3647	-99.9334	-1815.718	-1491.2482	0	0	0
DER08 Max	108.4166	360.4439	243.3647	1428.9208	-290.8859	1314.6413	0	0	0
DER08 Min	-108.4166	-360.4439	243.3647	-919.2789	-997.5898	-1314.6414	0	0	0
DERUD01	0	0	378.5673	396.3881	-1002.1478	-0.0001	0	0	0
DERUD02	0	0	344.9938	347.5752	-913.2493	-4.909E-05	0	0	0
DERUD03	0	0	390.1103	364.7659	-1032.6334	-0.0001	0	0	0
DERUD04	0	0	344.9938	347.5752	-913.2493	-4.909E-05	0	0	0
DERUD05 Max	49.5688	0.1131	324.4863	340.1296	-697.4056	145.1918	0	0	0

Load Case/Combo	FX kN	FY kN	FZ kN	MX kN-m	MY kN-m	MZ kN-m	X m	Y m	Z m
DERUD05 Min	-49.5688	-0.1131	324.4863	339.3929	-1020.562	-145.1919	0	0	0
DERUD06 Max	0.0912	49.54	324.4863	501.1314	-858.6868	131.0749	0	0	0
DERUD06 Min	-0.0912	-49.54	324.4863	178.3911	-859.2809	-131.075	0	0	0
DERUD07 Max	49.5688	0.1131	243.3647	255.1893	-482.6596	145.1919	0	0	0
DERUD07 Min	-49.5688	-0.1131	243.3647	254.4525	-805.8161	-145.1919	0	0	0
DERUD08 Max	0.0912	49.54	243.3647	416.1911	-643.9408	131.075	0	0	0
DERUD08 Min	-0.0912	-49.54	243.3647	93.4508	-644.5349	-131.075	0	0	0
CIM09 Max	66.4578	20.14	162.2431	235.4842	-212.8919	275.7326	0	0	0
CIM09 Min	-66.4578	-20.14	162.2431	104.2771	-646.0919	-275.7327	0	0	0
CIM10 Max	20.0456	66.6558	162.2431	387.0033	-364.1591	243.1008	0	0	0
CIM10 Min	-20.0456	-66.6558	162.2431	-47.2421	-494.8247	-243.1009	0	0	0
CIM11	0	0	314.3652	360.1336	-832.2345	-4.177E-05	0	0	0
CIM12	0	0	303.3752	340.8838	-803.1308	-4.065E-05	0	0	0
CIM13 Max	50.3182	15.344	303.3752	390.865	-639.1331	209.0207	0	0	0
CIM13 Min	-50.3182	-15.344	303.3752	290.9025	-967.1285	-209.0208	0	0	0
CIM14 Max	15.2723	50.4682	303.3752	505.2774	-753.3553	184.3804	0	0	0
CIM14 Min	-15.2723	-50.4682	303.3752	176.4901	-852.9063	-184.3805	0	0	0
CIM15	0	0	162.2431	169.8806	-429.4919	-2.237E-05	0	0	0
COMB9	0	0	346.4663	378.2608	-917.1911	-4.698E-05	0	0	0
COMB10	0	0	394.8223	462.9599	-1045.2472	-0.0001	0	0	0
COMB11	0	0	346.4663	378.2608	-917.1911	-4.698E-05	0	0	0
DER09	0	0	346.4663	378.2608	-917.1911	-4.698E-05	0	0	0
DER10	0	0	394.8223	462.9599	-1045.2472	-0.0001	0	0	0
DER11	0	0	346.4663	378.2608	-917.1911	-4.698E-05	0	0	0
DERUD09	0	0	346.4663	378.2608	-917.1911	-4.698E-05	0	0	0
DERUD10	0	0	394.8223	462.9599	-1045.2472	-0.0001	0	0	0
DERUD11	0	0	346.4663	378.2608	-917.1911	-4.698E-05	0	0	0

Table 5.2 - Centers of Mass and Rigidity

Story	Diaphragm	Mass X kg	Mass Y kg	XCM m	YCM m	Cumulative X kg	Cumulative Y kg	XCCM m	YCCM m	XCR m	YCR m
N1	D1	18924.81	18924.81	2.646	-0.773	18924.81	18924.81	2.646	-0.773	2.65	2.3457

Table 5.3 - Diaphragm Center of Mass Displacements

Story	Diaphragm	Load Case/Combo	UX mm	UY mm	RZ rad	Point	X m	Y m	Z m
N1	D1	D	-0.006303	-1.2	-4.987E-07	1	2.646	-0.773	3.25
N1	D1	L	0	0	0	1	2.646	-0.773	3.25
N1	D1	LR	-0.001352	-0.3	-1.262E-07	1	2.646	-0.773	3.25
N1	D1	EX Max	18	0.03091	0.002637	1	2.646	-0.773	3.25
N1	D1	EY Max	0.02616	10.8	3E-06	1	2.646	-0.773	3.25
N1	D1	DISX Max	4.8	0.008165	0.000697	1	2.646	-0.773	3.25
N1	D1	DISY Max	0.00691	2.9	1E-06	1	2.646	-0.773	3.25
N1	D1	W	0	0	0	1	2.646	-0.773	3.25
N1	D1	G	-0.0006762	-0.1	-6.309E-08	1	2.646	-0.773	3.25
N1	D1	DERUX Max	2.6	0.00428	0.000372	1	2.646	-0.773	3.25
N1	D1	DERUY Max	0.003894	1.5	1E-06	1	2.646	-0.773	3.25
N1	D1	COMB1	-0.008825	-1.7	-1E-06	1	2.646	-0.773	3.25
N1	D1	COMB2	-0.00824	-1.6	-1E-06	1	2.646	-0.773	3.25
N1	D1	COMB3	-0.009728	-1.8	-1E-06	1	2.646	-0.773	3.25
N1	D1	COMB4	-0.00824	-1.6	-1E-06	1	2.646	-0.773	3.25
N1	D1	COMB5 Max	4.8	-0.6	0.000696	1	2.646	-0.773	3.25
N1	D1	COMB5 Min	-4.8	-2.3	-0.000697	1	2.646	-0.773	3.25
N1	D1	COMB6 Max	1.4	1.4	0.000209	1	2.646	-0.773	3.25
N1	D1	COMB6 Min	-1.4	-4.3	-0.00021	1	2.646	-0.773	3.25
N1	D1	COMB7 Max	1.4	1.8	0.000209	1	2.646	-0.773	3.25
N1	D1	COMB7 Min	-1.4	-3.9	-0.00021	1	2.646	-0.773	3.25
N1	D1	COMB8 Max	4.8	-0.2	0.000696	1	2.646	-0.773	3.25
N1	D1	COMB8 Min	-4.8	-1.9	-0.000697	1	2.646	-0.773	3.25
N1	D1	ENVE Max	4.8	1.8	0.000696	1	2.646	-0.773	3.25

Story	Diaphragm	Load Case/Combo	UX mm	UY mm	RZ rad	Point	X m	Y m	Z m
N1	D1	ENVE Min	-4.8	-4.3	-0.000697	1	2.646	-0.773	3.25
N1	D1	CIM01	-0.006303	-1.2	-4.987E-07	1	2.646	-0.773	3.25
N1	D1	CIM02	-0.006303	-1.2	-4.987E-07	1	2.646	-0.773	3.25
N1	D1	CIM03	-0.007656	-1.4	-1E-06	1	2.646	-0.773	3.25
N1	D1	CIM04	-0.007318	-1.4	-1E-06	1	2.646	-0.773	3.25
N1	D1	CIM05 Max	3.3	-0.6	0.000487	1	2.646	-0.773	3.25
N1	D1	CIM05 Min	-3.3	-1.8	-0.000488	1	2.646	-0.773	3.25
N1	D1	CIM06 Max	1	0.8	0.000146	1	2.646	-0.773	3.25
N1	D1	CIM06 Min	-1	-3.2	-0.000147	1	2.646	-0.773	3.25
N1	D1	CIM07 Max	2.5	-0.9	0.000369	1	2.646	-0.773	3.25
N1	D1	CIM07 Min	-2.5	-1.8	-0.00037	1	2.646	-0.773	3.25
N1	D1	CIM08 Max	0.8	0.1	0.000111	1	2.646	-0.773	3.25
N1	D1	CIM08 Min	-0.8	-2.9	-0.000112	1	2.646	-0.773	3.25
N1	D1	DER01	-0.008825	-1.7	-1E-06	1	2.646	-0.773	3.25
N1	D1	DER02	-0.00824	-1.6	-1E-06	1	2.646	-0.773	3.25
N1	D1	DER03	-0.009728	-1.8	-1E-06	1	2.646	-0.773	3.25
N1	D1	DER04	-0.00824	-1.6	-1E-06	1	2.646	-0.773	3.25
N1	D1	DER05 Max	18	1.8	0.002637	1	2.646	-0.773	3.25
N1	D1	DER05 Min	-18	-4.7	-0.002639	1	2.646	-0.773	3.25
N1	D1	DER06 Max	5.4	9.4	0.000794	1	2.646	-0.773	3.25
N1	D1	DER06 Min	-5.4	-12.3	-0.000795	1	2.646	-0.773	3.25
N1	D1	DER07 Max	18	2.2	0.002637	1	2.646	-0.773	3.25
N1	D1	DER07 Min	-18	-4.3	-0.002638	1	2.646	-0.773	3.25
N1	D1	DER08 Max	5.4	9.8	0.000794	1	2.646	-0.773	3.25
N1	D1	DER08 Min	-5.4	-11.9	-0.000795	1	2.646	-0.773	3.25
N1	D1	DERUD01	-0.008825	-1.7	-1E-06	1	2.646	-0.773	3.25
N1	D1	DERUD02	-0.00824	-1.6	-1E-06	1	2.646	-0.773	3.25
N1	D1	DERUD03	-0.009728	-1.8	-1E-06	1	2.646	-0.773	3.25
N1	D1	DERUD04	-0.00824	-1.6	-1E-06	1	2.646	-0.773	3.25
N1	D1	DERUD05 Max	2.6	-1.4	0.000371	1	2.646	-0.773	3.25
N1	D1	DERUD05 Min	-2.6	-1.4	-0.000372	1	2.646	-0.773	3.25
N1	D1	DERUD06 Max	-0.00367	0.1	-9.82E-08	1	2.646	-0.773	3.25
N1	D1	DERUD06 Min	-0.01146	-2.9	-1E-06	1	2.646	-0.773	3.25
N1	D1	DERUD07 Max	2.6	-1.1	0.000371	1	2.646	-0.773	3.25
N1	D1	DERUD07 Min	-2.6	-1.1	-0.000372	1	2.646	-0.773	3.25
N1	D1	DERUD08 Max	-0.001779	0.4	5.142E-08	1	2.646	-0.773	3.25
N1	D1	DERUD08 Min	-0.009567	-2.6	-1E-06	1	2.646	-0.773	3.25
N1	D1	CIM09 Max	3.3	-0.1	0.000487	1	2.646	-0.773	3.25
N1	D1	CIM09 Min	-3.3	-1.3	-0.000488	1	2.646	-0.773	3.25
N1	D1	CIM10 Max	1	1.3	0.000147	1	2.646	-0.773	3.25
N1	D1	CIM10 Min	-1	-2.7	-0.000147	1	2.646	-0.773	3.25
N1	D1	CIM11	-0.006979	-1.3	-1E-06	1	2.646	-0.773	3.25
N1	D1	CIM12	-0.00681	-1.3	-1E-06	1	2.646	-0.773	3.25
N1	D1	CIM13 Max	2.5	-0.8	0.000369	1	2.646	-0.773	3.25
N1	D1	CIM13 Min	-2.5	-1.7	-0.00037	1	2.646	-0.773	3.25
N1	D1	CIM14 Max	0.8	0.2	0.000111	1	2.646	-0.773	3.25
N1	D1	CIM14 Min	-0.8	-2.8	-0.000112	1	2.646	-0.773	3.25
N1	D1	CIM15	-0.003782	-0.7	-2.992E-07	1	2.646	-0.773	3.25
N1	D1	COMB9	-0.007902	-1.5	-1E-06	1	2.646	-0.773	3.25
N1	D1	COMB10	-0.008646	-1.6	-1E-06	1	2.646	-0.773	3.25
N1	D1	COMB11	-0.007902	-1.5	-1E-06	1	2.646	-0.773	3.25
N1	D1	DER09	-0.007902	-1.5	-1E-06	1	2.646	-0.773	3.25
N1	D1	DER10	-0.008646	-1.6	-1E-06	1	2.646	-0.773	3.25
N1	D1	DER11	-0.007902	-1.5	-1E-06	1	2.646	-0.773	3.25
N1	D1	DERUD09	-0.007902	-1.5	-1E-06	1	2.646	-0.773	3.25
N1	D1	DERUD10	-0.008646	-1.6	-1E-06	1	2.646	-0.773	3.25
N1	D1	DERUD11	-0.007902	-1.5	-1E-06	1	2.646	-0.773	3.25

5.2 Story Results

Table 5.4 - Story Max/Avg Displacements

Story	Load Case/Combo	Direction	Maximum mm	Average mm	Ratio
N1	D	Y	1.2	1.2	1.001
N1	LR	Y	0.3	0.3	1.001
N1	EX Max	X	16.2	16.2	1
N1	EX Max	Y	7	7	1.001
N1	EY Max	Y	10.8	10.8	1
N1	DISX Max	X	4.3	4.3	1
N1	DISX Max	Y	1.8	1.8	1.001
N1	DISY Max	Y	2.9	2.9	1
N1	G	Y	0.1	0.1	1.001
N1	DERUX Max	X	2.3	2.3	1
N1	DERUX Max	Y	1	1	1.002
N1	DERUY Max	Y	1.5	1.5	1
N1	COMB1	Y	1.7	1.7	1.001
N1	COMB2	Y	1.6	1.6	1.001
N1	COMB3	Y	1.8	1.8	1.001
N1	COMB4	Y	1.6	1.6	1.001
N1	COMB5 Max	X	4.3	4.3	1
N1	COMB5 Max	Y	1.3	1.3	1.003
N1	COMB5 Min	X	4.3	4.3	1
N1	COMB5 Min	Y	4.1	4.1	1
N1	COMB6 Max	X	1.3	1.3	1
N1	COMB6 Max	Y	2	2	1.001
N1	COMB6 Min	X	1.3	1.3	1
N1	COMB6 Min	Y	4.8	4.8	1
N1	COMB7 Max	X	1.3	1.3	1
N1	COMB7 Max	Y	2.3	2.3	1.001
N1	COMB7 Min	X	1.3	1.3	1
N1	COMB7 Min	Y	4.5	4.5	1
N1	COMB8 Max	X	4.3	4.3	1
N1	COMB8 Max	Y	1.6	1.6	1.002
N1	COMB8 Min	X	4.3	4.3	1
N1	COMB8 Min	Y	3.8	3.8	1
N1	ENVE Max	X	4.3	4.3	1
N1	ENVE Max	Y	2.3	2.3	1.001
N1	ENVE Min	X	4.3	4.3	1
N1	ENVE Min	Y	4.8	4.8	1
N1	CIM01	Y	1.2	1.2	1.001
N1	CIM02	Y	1.2	1.2	1.001
N1	CIM03	Y	1.4	1.4	1.001
N1	CIM04	Y	1.4	1.4	1.001
N1	CIM05 Max	X	3	3	1
N1	CIM05 Max	Y	0.7	0.7	1.004
N1	CIM05 Min	X	3	3	1
N1	CIM05 Min	Y	3.1	3.1	1
N1	CIM06 Max	X	0.9	0.9	1
N1	CIM06 Max	Y	1.2	1.2	1.002
N1	CIM06 Min	X	0.9	0.9	1
N1	CIM06 Min	Y	3.6	3.6	1
N1	CIM07 Max	X	2.3	2.3	1
N1	CIM07 Min	X	2.3	2.3	1
N1	CIM07 Min	Y	2.8	2.8	1
N1	CIM08 Max	X	0.7	0.7	1
N1	CIM08 Max	Y	0.4	0.4	1.005
N1	CIM08 Min	X	0.7	0.7	1
N1	CIM08 Min	Y	3.2	3.2	1
N1	DER01	Y	1.7	1.7	1.001
N1	DER02	Y	1.6	1.6	1.001
N1	DER03	Y	1.8	1.8	1.001
N1	DER04	Y	1.6	1.6	1.001
N1	DER05 Max	X	16.2	16.2	1

Story	Load Case/Combo	Direction	Maximum mm	Average mm	Ratio
N1	DER05 Max	Y	8.8	8.8	1.001
N1	DER05 Min	X	16.2	16.2	1
N1	DER05 Min	Y	11.7	11.7	1.001
N1	DER06 Max	X	4.9	4.9	1
N1	DER06 Max	Y	11.5	11.5	1
N1	DER06 Min	X	4.9	4.9	1
N1	DER06 Min	Y	14.3	14.3	1
N1	DER07 Max	X	16.2	16.2	1
N1	DER07 Max	Y	9.2	9.2	1.001
N1	DER07 Min	X	16.2	16.2	1
N1	DER07 Min	Y	11.3	11.3	1.001
N1	DER08 Max	X	4.9	4.9	1
N1	DER08 Max	Y	11.8	11.8	1
N1	DER08 Min	X	4.9	4.9	1
N1	DER08 Min	Y	14	14	1
N1	DERUD01	Y	1.7	1.7	1.001
N1	DERUD02	Y	1.6	1.6	1.001
N1	DERUD03	Y	1.8	1.8	1.001
N1	DERUD04	Y	1.6	1.6	1.001
N1	DERUD05 Max	X	2.3	2.3	1
N1	DERUD05 Max	Y	0.4	0.4	1.007
N1	DERUD05 Min	X	2.3	2.3	1
N1	DERUD05 Min	Y	2.4	2.4	1
N1	DERUD06 Max	Y	0.1	0.1	1.029
N1	DERUD06 Min	Y	2.9	2.9	1
N1	DERUD07 Max	X	2.3	2.3	1
N1	DERUD07 Min	X	2.3	2.3	1
N1	DERUD07 Min	Y	2.1	2.1	1
N1	DERUD08 Max	Y	0.4	0.4	1.003
N1	DERUD08 Min	Y	2.6	2.6	1
N1	CIM09 Max	X	3	3	1
N1	CIM09 Max	Y	1.2	1.2	1.002
N1	CIM09 Min	X	3	3	1
N1	CIM09 Min	Y	2.6	2.6	1
N1	CIM10 Max	X	0.9	0.9	1
N1	CIM10 Max	Y	1.7	1.7	1.001
N1	CIM10 Min	X	0.9	0.9	1
N1	CIM10 Min	Y	3.1	3.1	1
N1	CIM11	Y	1.3	1.3	1.001
N1	CIM12	Y	1.3	1.3	1.001
N1	CIM13 Max	X	2.3	2.3	1
N1	CIM13 Min	X	2.3	2.3	1
N1	CIM13 Min	Y	2.7	2.7	1
N1	CIM14 Max	X	0.7	0.7	1
N1	CIM14 Max	Y	0.5	0.5	1.004
N1	CIM14 Min	X	0.7	0.7	1
N1	CIM14 Min	Y	3.1	3.1	1
N1	CIM15	Y	0.7	0.7	1.001
N1	COMB9	Y	1.5	1.5	1.001
N1	COMB10	Y	1.6	1.6	1.001
N1	COMB11	Y	1.5	1.5	1.001
N1	DER09	Y	1.5	1.5	1.001
N1	DER10	Y	1.6	1.6	1.001
N1	DER11	Y	1.5	1.5	1.001
N1	DERUD09	Y	1.5	1.5	1.001
N1	DERUD10	Y	1.6	1.6	1.001
N1	DERUD11	Y	1.5	1.5	1.001

Table 5.5 - Story Drifts

Story	Load Case/Combo	Direction	Drift	Label	X m	Y m	Z m
N1	D	Y	0.000366	3	5.3	0	3.25
N1	LR	Y	8E-05	3	5.3	0	3.25
N1	EX Max	X	0.004992	3	5.3	0	3.25
N1	EX Max	Y	0.002153	1	0	0	3.25
N1	EY Max	Y	0.003329	1	0	0	3.25
N1	DISX Max	X	0.001319	3	5.3	0	3.25
N1	DISX Max	Y	0.000569	1	0	0	3.25
N1	DISY Max	Y	0.000879	1	0	0	3.25
N1	G	Y	4E-05	4	5.3	5.9	3.25
N1	DERUX Max	X	0.00072	3	5.3	0	3.25
N1	DERUX Max	Y	0.000304	1	0	0	3.25
N1	DERUY Max	Y	0.000458	1	0	0	3.25
N1	COMB1	Y	0.000513	3	5.3	0	3.25
N1	COMB2	Y	0.000479	3	5.3	0	3.25
N1	COMB3	Y	0.000567	3	5.3	0	3.25
N1	COMB4	Y	0.000479	3	5.3	0	3.25
N1	COMB5 Max	X	0.001317	3	5.3	0	3.25
N1	COMB5 Max	Y	0.000394	1	0	0	3.25
N1	COMB5 Min	X	0.001321	3	5.3	0	3.25
N1	COMB5 Min	Y	0.001271	1	0	0	3.25
N1	COMB6 Max	X	0.000395	3	5.3	0	3.25
N1	COMB6 Max	Y	0.000612	1	0	0	3.25
N1	COMB6 Min	X	0.0004	3	5.3	0	3.25
N1	COMB6 Min	Y	0.001489	3	5.3	0	3.25
N1	COMB7 Max	X	0.000396	3	5.3	0	3.25
N1	COMB7 Max	Y	0.000721	1	0	0	3.25
N1	COMB7 Min	X	0.000399	3	5.3	0	3.25
N1	COMB7 Min	Y	0.001379	3	5.3	0	3.25
N1	COMB8 Max	X	0.001318	3	5.3	0	3.25
N1	COMB8 Max	Y	0.000504	1	0	0	3.25
N1	COMB8 Min	X	0.001321	3	5.3	0	3.25
N1	COMB8 Min	Y	0.001161	1	0	0	3.25
N1	ENVE Max	X	0.001318	3	5.3	0	3.25
N1	ENVE Max	Y	0.000721	1	0	0	3.25
N1	ENVE Min	X	0.001321	3	5.3	0	3.25
N1	ENVE Min	Y	0.001489	3	5.3	0	3.25
N1	CIM01	Y	0.000366	3	5.3	0	3.25
N1	CIM02	Y	0.000366	3	5.3	0	3.25
N1	CIM03	Y	0.000446	3	5.3	0	3.25
N1	CIM04	Y	0.000426	3	5.3	0	3.25
N1	CIM05 Max	X	0.000922	3	5.3	0	3.25
N1	CIM05 Max	Y	0.000217	1	0	0	3.25
N1	CIM05 Min	X	0.000925	3	5.3	0	3.25
N1	CIM05 Min	Y	0.000948	1	0	0	3.25
N1	CIM06 Max	X	0.000276	3	5.3	0	3.25
N1	CIM06 Max	Y	0.00037	1	0	0	3.25
N1	CIM06 Min	X	0.00028	3	5.3	0	3.25
N1	CIM06 Min	Y	0.001101	3	5.3	0	3.25
N1	CIM07 Max	X	0.000697	3	5.3	0	3.25
N1	CIM07 Min	X	0.000701	3	5.3	0	3.25
N1	CIM07 Min	Y	0.000867	3	5.3	0	3.25
N1	CIM08 Max	X	0.00021	3	5.3	0	3.25
N1	CIM08 Max	Y	0.000132	1	0	0	3.25
N1	CIM08 Min	X	0.000214	3	5.3	0	3.25
N1	CIM08 Min	Y	0.000983	3	5.3	0	3.25
N1	DER01	Y	0.000513	3	5.3	0	3.25
N1	DER02	Y	0.000479	3	5.3	0	3.25
N1	DER03	Y	0.000567	3	5.3	0	3.25
N1	DER04	Y	0.000479	3	5.3	0	3.25
N1	DER05 Max	X	0.004992	3	5.3	0	3.25

Story	Load Case/Combo	Direction	Drift	Label	X m	Y m	Z m
N1	DER05 Max	Y	0.002713	1	0	0	3.25
N1	DER05 Min	X	0.004997	3	5.3	0	3.25
N1	DER05 Min	Y	0.00359	1	0	0	3.25
N1	DER06 Max	X	0.001503	3	5.3	0	3.25
N1	DER06 Max	Y	0.003536	1	0	0	3.25
N1	DER06 Min	X	0.001507	3	5.3	0	3.25
N1	DER06 Min	Y	0.004413	1	0	0	3.25
N1	DER07 Max	X	0.004993	3	5.3	0	3.25
N1	DER07 Max	Y	0.002823	1	0	0	3.25
N1	DER07 Min	X	0.004996	3	5.3	0	3.25
N1	DER07 Min	Y	0.00348	1	0	0	3.25
N1	DER08 Max	X	0.001504	3	5.3	0	3.25
N1	DER08 Max	Y	0.003646	1	0	0	3.25
N1	DER08 Min	X	0.001507	3	5.3	0	3.25
N1	DER08 Min	Y	0.004303	1	0	0	3.25
N1	DERUD01	Y	0.000513	3	5.3	0	3.25
N1	DERUD02	Y	0.000479	3	5.3	0	3.25
N1	DERUD03	Y	0.000567	3	5.3	0	3.25
N1	DERUD04	Y	0.000479	3	5.3	0	3.25
N1	DERUD05 Max	X	0.000718	3	5.3	0	3.25
N1	DERUD05 Max	Y	0.000137	3	5.3	0	3.25
N1	DERUD05 Min	X	0.000722	3	5.3	0	3.25
N1	DERUD05 Min	Y	0.000742	3	5.3	0	3.25
N1	DERUD06 Max	Y	2E-05	2	0	5.9	3.25
N1	DERUD06 Min	Y	0.000897	3	5.3	0	3.25
N1	DERUD07 Max	X	0.000719	3	5.3	0	3.25
N1	DERUD07 Min	X	0.000722	3	5.3	0	3.25
N1	DERUD07 Min	Y	0.000632	1	0	0	3.25
N1	DERUD08 Max	Y	0.000129	1	0	0	3.25
N1	DERUD08 Min	Y	0.000787	3	5.3	0	3.25
N1	CIM09 Max	X	0.000922	3	5.3	0	3.25
N1	CIM09 Max	Y	0.000364	1	0	0	3.25
N1	CIM09 Min	X	0.000925	3	5.3	0	3.25
N1	CIM09 Min	Y	0.000802	1	0	0	3.25
N1	CIM10 Max	X	0.000277	3	5.3	0	3.25
N1	CIM10 Max	Y	0.000516	1	0	0	3.25
N1	CIM10 Min	X	0.000279	3	5.3	0	3.25
N1	CIM10 Min	Y	0.000954	3	5.3	0	3.25
N1	CIM11	Y	0.000405	3	5.3	0	3.25
N1	CIM12	Y	0.000396	3	5.3	0	3.25
N1	CIM13 Max	X	0.000697	3	5.3	0	3.25
N1	CIM13 Min	X	0.000701	3	5.3	0	3.25
N1	CIM13 Min	Y	0.000837	3	5.3	0	3.25
N1	CIM14 Max	X	0.00021	3	5.3	0	3.25
N1	CIM14 Max	Y	0.000162	1	0	0	3.25
N1	CIM14 Min	X	0.000214	3	5.3	0	3.25
N1	CIM14 Min	Y	0.000952	3	5.3	0	3.25
N1	CIM15	Y	0.00022	3	5.3	0	3.25
N1	COMB9	Y	0.000459	3	5.3	0	3.25
N1	COMB10	Y	0.000502	3	5.3	0	3.25
N1	COMB11	Y	0.000459	3	5.3	0	3.25
N1	DER09	Y	0.000459	3	5.3	0	3.25
N1	DER10	Y	0.000502	3	5.3	0	3.25
N1	DER11	Y	0.000459	3	5.3	0	3.25
N1	DERUD09	Y	0.000459	3	5.3	0	3.25
N1	DERUD10	Y	0.000502	3	5.3	0	3.25
N1	DERUD11	Y	0.000459	3	5.3	0	3.25

Table 5.6 - Story Max/Avg Drifts

Story	Load Case/Combo	Direction	Max Drift mm	Avg Drift mm	Ratio
N1	D	Y	1.2	1.2	1.006
N1	LR	Y	0.3	0.3	1.007
N1	EX Max	X	16.2	11.9	1.366
N1	EX Max	Y	7	6.9	1.008
N1	EY Max	Y	10.8	10.8	1.004
N1	DISX Max	X	4.3	3.1	1.366
N1	DISX Max	Y	1.8	1.8	1.008
N1	DISY Max	Y	2.9	2.8	1.004
N1	G	Y	0.1	0.1	1.013
N1	DERUX Max	X	2.3	1.6	1.47
N1	DERUX Max	Y	1	1	1.009
N1	DERUY Max	Y	1.5	1.5	1.004
N1	COMB1	Y	1.7	1.7	1.006
N1	COMB2	Y	1.6	1.5	1.007
N1	COMB3	Y	1.8	1.8	1.007
N1	COMB4	Y	1.6	1.5	1.007
N1	COMB5 Max	X	4.3	3.1	1.366
N1	COMB5 Max	Y	1.3	1.3	1.01
N1	COMB5 Min	X	4.3	3.1	1.367
N1	COMB5 Min	Y	4.1	4.1	1.006
N1	COMB6 Max	X	1.3	0.9	1.367
N1	COMB6 Max	Y	2	2	1.006
N1	COMB6 Min	X	1.3	0.9	1.368
N1	COMB6 Min	Y	4.8	4.8	1.005
N1	COMB7 Max	X	1.3	0.9	1.366
N1	COMB7 Max	Y	2.3	2.3	1.005
N1	COMB7 Min	X	1.3	0.9	1.367
N1	COMB7 Min	Y	4.5	4.5	1.005
N1	COMB8 Max	X	4.3	3.1	1.366
N1	COMB8 Max	Y	1.6	1.6	1.009
N1	COMB8 Min	X	4.3	3.1	1.366
N1	COMB8 Min	Y	3.8	3.8	1.006
N1	ENVE Max	X	4.3	3.1	1.366
N1	ENVE Max	Y	2.3	2.3	1.005
N1	ENVE Min	X	4.3	3.1	1.367
N1	ENVE Min	Y	4.8	4.8	1.005
N1	CIM01	Y	1.2	1.2	1.006
N1	CIM02	Y	1.2	1.2	1.006
N1	CIM03	Y	1.4	1.4	1.007
N1	CIM04	Y	1.4	1.4	1.007
N1	CIM05 Max	X	3	2.2	1.366
N1	CIM05 Max	Y	0.7	0.7	1.012
N1	CIM05 Min	X	3	2.2	1.367
N1	CIM05 Min	Y	3.1	3.1	1.006
N1	CIM06 Max	X	0.9	0.7	1.367
N1	CIM06 Max	Y	1.2	1.2	1.006
N1	CIM06 Min	X	0.9	0.7	1.369
N1	CIM06 Min	Y	3.6	3.6	1.005
N1	CIM07 Max	X	2.3	1.7	1.367
N1	CIM07 Min	X	2.3	1.7	1.367
N1	CIM07 Min	Y	2.8	2.8	1.006
N1	CIM08 Max	X	0.7	0.5	1.368
N1	CIM08 Max	Y	0.4	0.4	1.008
N1	CIM08 Min	X	0.7	0.5	1.37
N1	CIM08 Min	Y	3.2	3.2	1.005
N1	DER01	Y	1.7	1.7	1.006
N1	DER02	Y	1.6	1.5	1.007
N1	DER03	Y	1.8	1.8	1.007
N1	DER04	Y	1.6	1.5	1.007
N1	DER05 Max	X	16.2	11.9	1.366

Story	Load Case/Combo	Direction	Max Drift mm	Avg Drift mm	Ratio
N1	DER05 Max	Y	8.8	8.8	1.008
N1	DER05 Min	X	16.2	11.9	1.366
N1	DER05 Min	Y	11.7	11.6	1.007
N1	DER06 Max	X	4.9	3.6	1.365
N1	DER06 Max	Y	11.5	11.4	1.005
N1	DER06 Min	X	4.9	3.6	1.366
N1	DER06 Min	Y	14.3	14.3	1.005
N1	DER07 Max	X	16.2	11.9	1.366
N1	DER07 Max	Y	9.2	9.1	1.007
N1	DER07 Min	X	16.2	11.9	1.366
N1	DER07 Min	Y	11.3	11.2	1.007
N1	DER08 Max	X	4.9	3.6	1.365
N1	DER08 Max	Y	11.8	11.8	1.005
N1	DER08 Min	X	4.9	3.6	1.366
N1	DER08 Min	Y	14	13.9	1.005
N1	DERUD01	Y	1.7	1.7	1.006
N1	DERUD02	Y	1.6	1.5	1.007
N1	DERUD03	Y	1.8	1.8	1.007
N1	DERUD04	Y	1.6	1.5	1.007
N1	DERUD05 Max	X	2.3	1.6	1.472
N1	DERUD05 Max	Y	0.4	0.4	1.009
N1	DERUD05 Min	X	2.3	1.6	1.472
N1	DERUD05 Min	Y	2.4	2.4	1.006
N1	DERUD06 Max	Y	0.1	0.1	1.048
N1	DERUD06 Min	Y	2.9	2.9	1.005
N1	DERUD07 Max	X	2.3	1.6	1.471
N1	DERUD07 Min	X	2.3	1.6	1.471
N1	DERUD07 Min	Y	2.1	2	1.006
N1	DERUD08 Max	Y	0.4	0.4	1.005
N1	DERUD08 Min	Y	2.6	2.5	1.005
N1	CIM09 Max	X	3	2.2	1.366
N1	CIM09 Max	Y	1.2	1.2	1.009
N1	CIM09 Min	X	3	2.2	1.366
N1	CIM09 Min	Y	2.6	2.6	1.006
N1	CIM10 Max	X	0.9	0.7	1.366
N1	CIM10 Max	Y	1.7	1.7	1.005
N1	CIM10 Min	X	0.9	0.7	1.367
N1	CIM10 Min	Y	3.1	3.1	1.005
N1	CIM11	Y	1.3	1.3	1.005
N1	CIM12	Y	1.3	1.3	1.005
N1	CIM13 Max	X	2.3	1.7	1.367
N1	CIM13 Min	X	2.3	1.7	1.367
N1	CIM13 Min	Y	2.7	2.7	1.005
N1	CIM14 Max	X	0.7	0.5	1.368
N1	CIM14 Max	Y	0.5	0.5	1.01
N1	CIM14 Min	X	0.7	0.5	1.37
N1	CIM14 Min	Y	3.1	3.1	1.005
N1	CIM15	Y	0.7	0.7	1.006
N1	COMB9	Y	1.5	1.5	1.006
N1	COMB10	Y	1.6	1.6	1.004
N1	COMB11	Y	1.5	1.5	1.006
N1	DER09	Y	1.5	1.5	1.006
N1	DER10	Y	1.6	1.6	1.004
N1	DER11	Y	1.5	1.5	1.006
N1	DERUD09	Y	1.5	1.5	1.006
N1	DERUD10	Y	1.6	1.6	1.004
N1	DERUD11	Y	1.5	1.5	1.006

Table 5.7 - Story Forces

Story	Load Case/Combo	Location	P kN	VX kN	VY kN	T kN-m	MX kN-m	MY kN-m
N1	D	Top	221.4004	0	0	-3.728E-05	138.862	-585.9584
N1	D	Bottom	270.4052	0	0	-3.728E-05	283.1344	-715.8198
N1	L	Top	0	0	0	0	0	0
N1	L	Bottom	0	0	0	0	0	0
N1	LR	Top	41.015	0	0	-8.711E-06	15.6914	-108.5313
N1	LR	Bottom	41.015	0	0	-8.711E-06	15.6279	-108.531
N1	EX Max	Top	0	359.2436	0.8515	1205.336	2.592E-06	0.0002
N1	EX Max	Bottom	0	359.2436	0.8515	1205.336	2.7741	1170.8512
N1	EY Max	Top	0	0.6435	360.1884	953.0406	0.0008	1.808E-06
N1	EY Max	Bottom	0	0.6435	360.1884	953.0406	1173.2677	2.0966
N1	DISX Max	Top	0	94.8887	0.2249	318.3711	6.847E-07	4.611E-05
N1	DISX Max	Bottom	0	94.8887	0.2249	318.3711	0.7327	309.2625
N1	DISY Max	Top	0	0.17	95.1551	251.7756	0.0002	0
N1	DISY Max	Bottom	0	0.17	95.1551	251.7756	309.9555	0.5539
N1	W	Top	0	0	0	0	0	0
N1	W	Bottom	0	0	0	0	0	0
N1	G	Top	43.96	0	0	-4.491E-06	77.0306	-116.4148
N1	G	Bottom	43.96	0	0	-4.491E-06	76.9992	-116.4146
N1	DERUX Max	Top	0	49.5688	0.1131	145.1919	0	2.308E-05
N1	DERUX Max	Bottom	0	49.5688	0.1131	145.1919	0.3684	161.5782
N1	DERUY Max	Top	0	0.0912	49.54	131.075	0.0001	0
N1	DERUY Max	Bottom	0	0.0912	49.54	131.075	161.3702	0.2971
N1	COMB1	Top	309.9606	0	0	-0.0001	194.4068	-820.3418
N1	COMB1	Bottom	378.5673	0	0	-0.0001	396.3881	-1002.1478
N1	COMB2	Top	286.188	0	0	-4.909E-05	174.4801	-757.4157
N1	COMB2	Bottom	344.9938	0	0	-4.909E-05	347.5752	-913.2493
N1	COMB3	Top	331.3045	0	0	-0.0001	191.7407	-876.8001
N1	COMB3	Bottom	390.1103	0	0	-0.0001	364.7659	-1032.6334
N1	COMB4	Top	286.188	0	0	-4.909E-05	174.4801	-757.4157
N1	COMB4	Bottom	344.9938	0	0	-4.909E-05	347.5752	-913.2493
N1	COMB5 Max	Top	265.6805	94.9397	28.7714	393.9037	166.6344	-703.1501
N1	COMB5 Max	Bottom	324.4863	94.9397	28.7714	393.9037	433.4806	-549.5552
N1	COMB5 Min	Top	265.6805	-94.9397	-28.7714	-393.9038	166.6343	-703.1502
N1	COMB5 Min	Bottom	324.4863	-94.9397	-28.7714	-393.9038	246.0419	-1168.4124
N1	COMB6 Max	Top	265.6805	28.6366	95.2226	347.2869	166.6346	-703.1501
N1	COMB6 Max	Bottom	324.4863	28.6366	95.2226	347.2869	649.9365	-765.6512
N1	COMB6 Min	Top	265.6805	-28.6366	-95.2226	-347.287	166.6341	-703.1501
N1	COMB6 Min	Bottom	324.4863	-28.6366	-95.2226	-347.287	29.586	-952.3164
N1	COMB7 Max	Top	199.2604	28.6366	95.2226	347.2869	124.976	-527.3626
N1	COMB7 Max	Bottom	243.3647	28.6366	95.2226	347.2869	564.9962	-550.9052
N1	COMB7 Min	Top	199.2604	-28.6366	-95.2226	-347.2869	124.9756	-527.3626
N1	COMB7 Min	Bottom	243.3647	-28.6366	-95.2226	-347.2869	-55.3544	-737.5705
N1	COMB8 Max	Top	199.2604	94.9397	28.7714	393.9038	124.9758	-527.3625
N1	COMB8 Max	Bottom	243.3647	94.9397	28.7714	393.9038	348.5403	-334.8092
N1	COMB8 Min	Top	199.2604	-94.9397	-28.7714	-393.9038	124.9757	-527.3626
N1	COMB8 Min	Bottom	243.3647	-94.9397	-28.7714	-393.9038	161.1016	-953.6665
N1	ENVE Max	Top	331.3045	94.9397	95.2226	393.9038	194.4068	-527.3625
N1	ENVE Max	Bottom	390.1103	94.9397	95.2226	393.9038	649.9365	-334.8092
N1	ENVE Min	Top	199.2604	-94.9397	-95.2226	-393.9038	124.9756	-876.8001
N1	ENVE Min	Bottom	243.3647	-94.9397	-95.2226	-393.9038	-55.3544	-1168.4124
N1	CIM01	Top	221.4004	0	0	-3.728E-05	138.862	-585.9584
N1	CIM01	Bottom	270.4052	0	0	-3.728E-05	283.1344	-715.8198
N1	CIM02	Top	221.4004	0	0	-3.728E-05	138.862	-585.9584
N1	CIM02	Bottom	270.4052	0	0	-3.728E-05	283.1344	-715.8198
N1	CIM03	Top	262.4154	0	0	-4.599E-05	154.5534	-694.4897
N1	CIM03	Bottom	311.4202	0	0	-4.599E-05	298.7623	-824.3508
N1	CIM04	Top	252.1617	0	0	-4.382E-05	150.6306	-667.3569
N1	CIM04	Bottom	301.1665	0	0	-4.382E-05	294.8553	-797.2181
N1	CIM05 Max	Top	221.4004	66.4578	20.14	275.7326	138.862	-585.9584
N1	CIM05 Max	Bottom	270.4052	66.4578	20.14	275.7326	348.7379	-499.2198

Story	Load Case/Combo	Location	P kN	VX kN	VY kN	T kN-m	MX kN-m	MY kN-m
N1	CIM05 Min	Top	221.4004	-66.4578	-20.14	-275.7327	138.8619	-585.9585
N1	CIM05 Min	Bottom	270.4052	-66.4578	-20.14	-275.7327	217.5308	-932.4199
N1	CIM06 Max	Top	221.4004	20.0456	66.6558	243.1008	138.8621	-585.9584
N1	CIM06 Max	Bottom	270.4052	20.0456	66.6558	243.1008	500.2571	-650.487
N1	CIM06 Min	Top	221.4004	-20.0456	-66.6558	-243.1009	138.8618	-585.9584
N1	CIM06 Min	Bottom	270.4052	-20.0456	-66.6558	-243.1009	66.0117	-781.1527
N1	CIM07 Max	Top	252.1617	50.3182	15.344	209.0207	150.6306	-667.3568
N1	CIM07 Max	Bottom	301.1665	50.3182	15.344	209.0207	344.8365	-633.2203
N1	CIM07 Min	Top	252.1617	-50.3182	-15.344	-209.0208	150.6305	-667.3569
N1	CIM07 Min	Bottom	301.1665	-50.3182	-15.344	-209.0208	244.8741	-961.2158
N1	CIM08 Max	Top	252.1617	15.2723	50.4682	184.3804	150.6307	-667.3569
N1	CIM08 Max	Bottom	301.1665	15.2723	50.4682	184.3804	459.2489	-747.4425
N1	CIM08 Min	Top	252.1617	-15.2723	-50.4682	-184.3805	150.6304	-667.3569
N1	CIM08 Min	Bottom	301.1665	-15.2723	-50.4682	-184.3805	130.4617	-846.9936
N1	DER01	Top	309.9606	0	0	-0.0001	194.4068	-820.3418
N1	DER01	Bottom	378.5673	0	0	-0.0001	396.3881	-1002.1478
N1	DER02	Top	286.188	0	0	-4.909E-05	174.4801	-757.4157
N1	DER02	Bottom	344.9938	0	0	-4.909E-05	347.5752	-913.2493
N1	DER03	Top	331.3045	0	0	-0.0001	191.7407	-876.8001
N1	DER03	Bottom	390.1103	0	0	-0.0001	364.7659	-1032.6334
N1	DER04	Top	286.188	0	0	-4.909E-05	174.4801	-757.4157
N1	DER04	Bottom	344.9938	0	0	-4.909E-05	347.5752	-913.2493
N1	DER05 Max	Top	265.6805	359.4366	108.908	1491.2481	166.6346	-703.1499
N1	DER05 Max	Bottom	324.4863	359.4366	108.908	1491.2481	694.5156	312.4963
N1	DER05 Min	Top	265.6805	-359.4366	-108.908	-1491.2482	166.6341	-703.1503
N1	DER05 Min	Bottom	324.4863	-359.4366	-108.908	-1491.2482	-14.9931	-2030.4639
N1	DER06 Max	Top	265.6805	108.4166	360.4439	1314.6413	166.6352	-703.1501
N1	DER06 Max	Bottom	324.4863	108.4166	360.4439	1314.6413	1513.8611	-505.6319
N1	DER06 Min	Top	265.6805	-108.4166	-360.4439	-1314.6414	166.6335	-703.1502
N1	DER06 Min	Bottom	324.4863	-108.4166	-360.4439	-1314.6414	-834.3386	-1212.3357
N1	DER07 Max	Top	199.2604	359.4366	108.908	1491.2481	124.976	-527.3624
N1	DER07 Max	Bottom	243.3647	359.4366	108.908	1491.2481	609.5753	527.2423
N1	DER07 Min	Top	199.2604	-359.4366	-108.908	-1491.2482	124.9755	-527.3628
N1	DER07 Min	Bottom	243.3647	-359.4366	-108.908	-1491.2482	-99.9334	-1815.718
N1	DER08 Max	Top	199.2604	108.4166	360.4439	1314.6413	124.9766	-527.3625
N1	DER08 Max	Bottom	243.3647	108.4166	360.4439	1314.6413	1428.9208	-290.8859
N1	DER08 Min	Top	199.2604	-108.4166	-360.4439	-1314.6414	124.9749	-527.3626
N1	DER08 Min	Bottom	243.3647	-108.4166	-360.4439	-1314.6414	-919.2789	-997.5898
N1	DERUD01	Top	309.9606	0	0	-0.0001	194.4068	-820.3418
N1	DERUD01	Bottom	378.5673	0	0	-0.0001	396.3881	-1002.1478
N1	DERUD02	Top	286.188	0	0	-4.909E-05	174.4801	-757.4157
N1	DERUD02	Bottom	344.9938	0	0	-4.909E-05	347.5752	-913.2493
N1	DERUD03	Top	331.3045	0	0	-0.0001	191.7407	-876.8001
N1	DERUD03	Bottom	390.1103	0	0	-0.0001	364.7659	-1032.6334
N1	DERUD04	Top	286.188	0	0	-4.909E-05	174.4801	-757.4157
N1	DERUD04	Bottom	344.9938	0	0	-4.909E-05	347.5752	-913.2493
N1	DERUD05 Max	Top	265.6805	49.5688	0.1131	145.1918	166.6344	-703.1501
N1	DERUD05 Max	Bottom	324.4863	49.5688	0.1131	145.1918	340.1296	-697.4056
N1	DERUD05 Min	Top	265.6805	-49.5688	-0.1131	-145.1919	166.6344	-703.1501
N1	DERUD05 Min	Bottom	324.4863	-49.5688	-0.1131	-145.1919	339.3929	-1020.562
N1	DERUD06 Max	Top	265.6805	0.0912	49.54	131.0749	166.6345	-703.1501
N1	DERUD06 Max	Bottom	324.4863	0.0912	49.54	131.0749	501.1314	-858.6868
N1	DERUD06 Min	Top	265.6805	-0.0912	-49.54	-131.075	166.6343	-703.1501
N1	DERUD06 Min	Bottom	324.4863	-0.0912	-49.54	-131.075	178.3911	-859.2809
N1	DERUD07 Max	Top	199.2604	49.5688	0.1131	145.1919	124.9758	-527.3626
N1	DERUD07 Max	Bottom	243.3647	49.5688	0.1131	145.1919	255.1893	-482.6596
N1	DERUD07 Min	Top	199.2604	-49.5688	-0.1131	-145.1919	124.9758	-527.3626
N1	DERUD07 Min	Bottom	243.3647	-49.5688	-0.1131	-145.1919	254.4525	-805.8161
N1	DERUD08 Max	Top	199.2604	0.0912	49.54	131.075	124.9759	-527.3626
N1	DERUD08 Max	Bottom	243.3647	0.0912	49.54	131.075	416.1911	-643.9408

Story	Load Case/Combo	Location	P kN	VX kN	VY kN	T kN-m	MX kN-m	MY kN-m
N1	DERUD08 Min	Top	199.2604	-0.0912	-49.54	-131.075	124.9757	-527.3626
N1	DERUD08 Min	Bottom	243.3647	-0.0912	-49.54	-131.075	93.4508	-644.5349
N1	CIM09 Max	Top	132.8403	66.4578	20.14	275.7326	83.3172	-351.575
N1	CIM09 Max	Bottom	162.2431	66.4578	20.14	275.7326	235.4842	-212.8919
N1	CIM09 Min	Top	132.8403	-66.4578	-20.14	-275.7327	83.3171	-351.5751
N1	CIM09 Min	Bottom	162.2431	-66.4578	-20.14	-275.7327	104.2771	-646.0919
N1	CIM10 Max	Top	132.8403	20.0456	66.6558	243.1008	83.3173	-351.575
N1	CIM10 Max	Bottom	162.2431	20.0456	66.6558	243.1008	387.0033	-364.1591
N1	CIM10 Min	Top	132.8403	-20.0456	-66.6558	-243.1009	83.317	-351.5751
N1	CIM10 Min	Bottom	162.2431	-20.0456	-66.6558	-243.1009	-47.2421	-494.8247
N1	CIM11	Top	265.3604	0	0	-4.177E-05	215.8926	-702.3732
N1	CIM11	Bottom	314.3652	0	0	-4.177E-05	360.1336	-832.2345
N1	CIM12	Top	254.3704	0	0	-4.065E-05	196.6349	-673.2695
N1	CIM12	Bottom	303.3752	0	0	-4.065E-05	340.8838	-803.1308
N1	CIM13 Max	Top	254.3704	50.3182	15.344	209.0207	196.635	-673.2695
N1	CIM13 Max	Bottom	303.3752	50.3182	15.344	209.0207	390.865	-639.1331
N1	CIM13 Min	Top	254.3704	-50.3182	-15.344	-209.0208	196.6349	-673.2695
N1	CIM13 Min	Bottom	303.3752	-50.3182	-15.344	-209.0208	290.9025	-967.1285
N1	CIM14 Max	Top	254.3704	15.2723	50.4682	184.3804	196.635	-673.2695
N1	CIM14 Max	Bottom	303.3752	15.2723	50.4682	184.3804	505.2774	-753.3553
N1	CIM14 Min	Top	254.3704	-15.2723	-50.4682	-184.3805	196.6348	-673.2695
N1	CIM14 Min	Bottom	303.3752	-15.2723	-50.4682	-184.3805	176.4901	-852.9063
N1	CIM15	Top	132.8403	0	0	-2.237E-05	83.3172	-351.5751
N1	CIM15	Bottom	162.2431	0	0	-2.237E-05	169.8806	-429.4919
N1	COMB9	Top	287.6605	0	0	-4.698E-05	205.1497	-761.3575
N1	COMB9	Bottom	346.4663	0	0	-4.698E-05	378.2608	-917.1911
N1	COMB10	Top	336.0165	0	0	-0.0001	289.8833	-889.4137
N1	COMB10	Bottom	394.8223	0	0	-0.0001	462.9599	-1045.2472
N1	COMB11	Top	287.6605	0	0	-4.698E-05	205.1497	-761.3575
N1	COMB11	Bottom	346.4663	0	0	-4.698E-05	378.2608	-917.1911
N1	DER09	Top	287.6605	0	0	-4.698E-05	205.1497	-761.3575
N1	DER09	Bottom	346.4663	0	0	-4.698E-05	378.2608	-917.1911
N1	DER10	Top	336.0165	0	0	-0.0001	289.8833	-889.4137
N1	DER10	Bottom	394.8223	0	0	-0.0001	462.9599	-1045.2472
N1	DER11	Top	287.6605	0	0	-4.698E-05	205.1497	-761.3575
N1	DER11	Bottom	346.4663	0	0	-4.698E-05	378.2608	-917.1911
N1	DERUD09	Top	287.6605	0	0	-4.698E-05	205.1497	-761.3575
N1	DERUD09	Bottom	346.4663	0	0	-4.698E-05	378.2608	-917.1911
N1	DERUD10	Top	336.0165	0	0	-0.0001	289.8833	-889.4137
N1	DERUD10	Bottom	394.8223	0	0	-0.0001	462.9599	-1045.2472
N1	DERUD11	Top	287.6605	0	0	-4.698E-05	205.1497	-761.3575
N1	DERUD11	Bottom	346.4663	0	0	-4.698E-05	378.2608	-917.1911

5.3 Point Results

Table 5.8 - Joint Reactions

Story	Joint Label	Unique Name	Load Case/Combo	FX kN	FY kN	FZ kN	MX kN-m	MY kN-m	MZ kN-m
Base	1	13	D	13.4818	-6.2996	107.8209	-3.6683	14.3503	0.005
Base	1	13	L	0	0	0	0	0	0
Base	1	13	LR	2.7535	-1.4144	18.4447	-0.753	2.9313	0.0013
Base	1	13	EX Max	149.5733	68.9718	51.2579	134.1165	300.0508	26.2516
Base	1	13	EY Max	0.2229	90.1782	35.3247	189.9401	0.4488	0.0329
Base	1	13	DISX Max	39.5075	18.2179	13.539	35.4248	79.2538	6.9339
Base	1	13	DISY Max	0.0589	23.8234	9.3321	50.1786	0.1186	0.0087
Base	1	13	W	0	0	0	0	0	0
Base	1	13	G	1.3767	1.4496	15.0852	-2.645	1.4656	0.0006
Base	1	13	DERUX Max	21.5955	9.7776	7.2447	18.9705	43.3038	3.7019
Base	1	13	DERUY Max	0.033	12.4034	4.8584	26.1249	0.0664	0.005
Base	1	13	COMB1	18.8745	-8.8194	150.9493	-5.1357	20.0904	0.007
Base	1	13	COMB2	17.5549	-8.2667	138.6074	-4.7785	18.686	0.0066

Story	Joint Label	Unique Name	Load Case/Combo	FX kN	FY kN	FZ kN	MX kN-m	MY kN-m	MZ kN-m
Base	1	13	COMB3	20.5837	-9.8226	158.8966	-5.6068	21.9104	0.008
Base	1	13	COMB4	17.5549	-8.2667	138.6074	-4.7785	18.686	0.0066
Base	1	13	COMB5 Max	55.7033	17.8054	145.7237	46.0764	96.5097	6.9425
Base	1	13	COMB5 Min	-23.347	-32.9244	113.0465	-54.8804	-62.0691	-6.9306
Base	1	13	COMB6 Max	28.0893	21.7293	142.7789	56.4041	41.1151	2.0948
Base	1	13	COMB6 Min	4.267	-36.8482	115.9913	-65.2081	-6.6744	-2.0829
Base	1	13	COMB7 Max	24.0447	23.6192	110.4326	57.5046	36.81	2.0933
Base	1	13	COMB7 Min	0.2225	-34.9584	83.645	-64.1076	-10.9795	-2.0844
Base	1	13	COMB8 Max	51.6588	19.6953	113.3774	47.1769	92.2047	6.941
Base	1	13	COMB8 Min	-27.3915	-31.0345	80.7002	-53.7799	-66.3742	-6.9321
Base	1	13	ENVE Max	55.7033	23.6192	158.8966	57.5046	96.5097	6.9425
Base	1	13	ENVE Min	-27.3915	-36.8482	80.7002	-65.2081	-66.3742	-6.9321
Base	1	13	CIM01	13.4818	-6.2996	107.8209	-3.6683	14.3503	0.005
Base	1	13	CIM02	13.4818	-6.2996	107.8209	-3.6683	14.3503	0.005
Base	1	13	CIM03	16.2353	-7.714	126.2656	-4.4213	17.2816	0.0062
Base	1	13	CIM04	15.5469	-7.3604	121.6544	-4.2331	16.5487	0.0059
Base	1	13	CIM05 Max	41.1494	11.4559	119.2579	31.6666	69.8529	4.8606
Base	1	13	CIM05 Min	-14.1858	-24.055	96.3839	-39.0032	-41.1523	-4.8506
Base	1	13	CIM06 Max	21.8196	14.2026	117.1966	38.8959	31.0766	1.4672
Base	1	13	CIM06 Min	5.144	-26.8017	98.4452	-46.2326	-2.376	-1.4572
Base	1	13	CIM07 Max	36.4953	6.1068	130.3232	22.5707	58.5722	3.6823
Base	1	13	CIM07 Min	-5.4015	-20.8276	112.9856	-31.0368	-25.4748	-3.6705
Base	1	13	CIM08 Max	21.8993	8.1809	128.7667	28.0296	29.2922	1.1199
Base	1	13	CIM08 Min	9.1945	-22.9017	114.5422	-36.4957	3.8053	-1.1081
Base	1	13	DER01	18.8745	-8.8194	150.9493	-5.1357	20.0904	0.007
Base	1	13	DER02	17.5549	-8.2667	138.6074	-4.7785	18.686	0.0066
Base	1	13	DER03	20.5837	-9.8226	158.8966	-5.6068	21.9104	0.008
Base	1	13	DER04	17.5549	-8.2667	138.6074	-4.7785	18.686	0.0066
Base	1	13	DER05 Max	165.8183	88.4658	191.2404	186.6965	317.4058	26.2674
Base	1	13	DER05 Min	-133.462	-103.5848	67.5298	-195.5005	-282.9651	-26.2555
Base	1	13	DER06 Max	61.273	103.3103	180.0872	225.773	107.6844	7.9143
Base	1	13	DER06 Min	-28.9167	-118.4293	78.683	-234.577	-73.2437	-7.9024
Base	1	13	DER07 Max	161.7737	90.3557	158.8941	187.797	313.1007	26.2659
Base	1	13	DER07 Min	-137.5065	-101.6949	35.1835	-194.4	-287.2702	-26.257
Base	1	13	DER08 Max	57.2285	105.2002	147.7409	226.8735	103.3793	7.9128
Base	1	13	DER08 Min	-32.9613	-116.5394	46.3367	-233.4765	-77.5488	-7.9039
Base	1	13	DERUD01	18.8745	-8.8194	150.9493	-5.1357	20.0904	0.007
Base	1	13	DERUD02	17.5549	-8.2667	138.6074	-4.7785	18.686	0.0066
Base	1	13	DERUD03	20.5837	-9.8226	158.8966	-5.6068	21.9104	0.008
Base	1	13	DERUD04	17.5549	-8.2667	138.6074	-4.7785	18.686	0.0066
Base	1	13	DERUD05 Max	37.7737	2.2181	136.6298	14.5685	60.5241	3.7078
Base	1	13	DERUD05 Min	-5.4174	-17.3371	122.1404	-23.3725	-26.0835	-3.6959
Base	1	13	DERUD06 Max	16.2111	4.8439	134.2434	21.7229	17.2867	0.0109
Base	1	13	DERUD06 Min	16.1452	-19.9629	124.5267	-30.5269	17.1539	0.001
Base	1	13	DERUD07 Max	33.7291	4.108	104.2835	15.669	56.219	3.7063
Base	1	13	DERUD07 Min	-9.4619	-15.4472	89.7941	-22.272	-30.3885	-3.6974
Base	1	13	DERUD08 Max	12.1666	6.7338	101.8972	22.8234	12.9816	0.0094
Base	1	13	DERUD08 Min	12.1006	-18.073	92.1805	-29.4264	12.8489	-0.0005
Base	1	13	CIM09 Max	35.7567	13.9757	76.1296	33.1339	64.1128	4.8586
Base	1	13	CIM09 Min	-19.5785	-21.5352	53.2555	-37.5359	-46.8924	-4.8526
Base	1	13	CIM10 Max	16.4269	16.7224	74.0682	40.3633	25.3365	1.4652
Base	1	13	CIM10 Min	-0.2487	-24.2819	55.3169	-44.7653	-8.1161	-1.4592
Base	1	13	CIM11	14.8585	-4.85	122.9061	-6.3133	15.8159	0.0056
Base	1	13	CIM12	14.5143	-5.2124	119.1348	-5.6521	15.4495	0.0054
Base	1	13	CIM13 Max	35.4627	8.2549	127.8036	21.1517	57.473	3.6818
Base	1	13	CIM13 Min	-6.4341	-18.6796	110.466	-32.4558	-26.574	-3.6709
Base	1	13	CIM14 Max	20.8667	10.3289	126.2471	26.6106	28.1929	1.1195
Base	1	13	CIM14 Min	8.1619	-20.7536	112.0226	-37.9147	2.706	-1.1086
Base	1	13	CIM15	8.0891	-3.7797	64.6925	-2.201	8.6102	0.003
Base	1	13	COMB9	16.8665	-6.8347	136.9277	-5.7245	17.9531	0.0063

Story	Joint Label	Unique Name	Load Case/Combo	FX kN	FY kN	FZ kN	MX kN-m	MY kN-m	MZ kN-m
Base	1	13	COMB10	18.3809	-5.2401	153.5215	-8.6339	19.5653	0.007
Base	1	13	COMB11	16.8665	-6.8347	136.9277	-5.7245	17.9531	0.0063
Base	1	13	DER09	16.8665	-6.8347	136.9277	-5.7245	17.9531	0.0063
Base	1	13	DER10	18.3809	-5.2401	153.5215	-8.6339	19.5653	0.007
Base	1	13	DER11	16.8665	-6.8347	136.9277	-5.7245	17.9531	0.0063
Base	1	13	DERUD09	16.8665	-6.8347	136.9277	-5.7245	17.9531	0.0063
Base	1	13	DERUD10	18.3809	-5.2401	153.5215	-8.6339	19.5653	0.007
Base	1	13	DERUD11	16.8665	-6.8347	136.9277	-5.7245	17.9531	0.0063
Base	2	15	D	2.8836	6.2654	27.4969	-16.8643	3.0517	0.0109
Base	2	15	L	0	0	0	0	0	0
Base	2	15	LR	0.1172	1.409	2.0873	-3.7184	0.1265	0.0016
Base	2	15	EX Max	65.7363	60.3105	32.8748	123.9663	135.2109	24.4123
Base	2	15	EY Max	0.1299	89.9308	35.2164	188.6679	0.266	0.0304
Base	2	15	DISX Max	17.3632	15.9301	8.6834	32.7438	35.7139	6.4481
Base	2	15	DISY Max	0.0343	23.758	9.3035	49.8425	0.0703	0.008
Base	2	15	W	0	0	0	0	0	0
Base	2	15	G	0.059	-1.4523	6.907	0.408	0.0641	0.0007
Base	2	15	DERUX Max	7.3191	8.5012	4.3541	17.481	15.0918	3.4528
Base	2	15	DERUY Max	0.0173	12.3693	4.8437	25.9499	0.0354	0.0046
Base	2	15	COMB1	4.037	8.7715	38.4957	-23.6101	4.2724	0.0153
Base	2	15	COMB2	3.5189	8.2229	34.04	-22.0964	3.7253	0.0139
Base	2	15	COMB3	3.6478	9.7728	36.336	-26.1867	3.8645	0.0156
Base	2	15	COMB4	3.5189	8.2229	34.04	-22.0964	3.7253	0.0139
Base	2	15	COMB5 Max	20.8338	30.576	44.4708	27.4594	39.3971	6.4636
Base	2	15	COMB5 Min	-13.9133	-15.5391	21.5219	-67.9338	-32.0729	-6.4375
Base	2	15	COMB6 Max	8.7036	36.0555	44.9049	39.4285	14.4465	1.9555
Base	2	15	COMB6 Min	-1.783	-21.0186	21.0878	-79.9029	-7.1224	-1.9294
Base	2	15	COMB7 Max	7.8385	34.1759	36.6558	44.4878	13.531	1.9523
Base	2	15	COMB7 Min	-2.6481	-22.8982	12.8387	-74.8436	-8.0379	-1.9327
Base	2	15	COMB8 Max	19.9688	28.6963	36.2217	32.5187	38.4815	6.4604
Base	2	15	COMB8 Min	-14.7783	-17.4187	13.2728	-62.8745	-32.9884	-6.4407
Base	2	15	ENVE Max	20.8338	36.0555	44.9049	44.4878	39.3971	6.4636
Base	2	15	ENVE Min	-14.7783	-22.8982	12.8387	-79.9029	-32.9884	-6.4407
Base	2	15	CIM01	2.8836	6.2654	27.4969	-16.8643	3.0517	0.0109
Base	2	15	CIM02	2.8836	6.2654	27.4969	-16.8643	3.0517	0.0109
Base	2	15	CIM03	3.0008	7.6744	29.5842	-20.5828	3.1783	0.0125
Base	2	15	CIM04	2.9715	7.3221	29.0624	-19.6532	3.1466	0.0121
Base	2	15	CIM05 Max	15.045	22.4056	35.529	16.5233	28.0662	4.5263
Base	2	15	CIM05 Min	-9.2779	-9.8749	19.4648	-50.2519	-21.9627	-4.5045
Base	2	15	CIM06 Max	6.5539	26.2413	35.8329	24.9016	10.6008	1.3706
Base	2	15	CIM06 Min	-0.7867	-13.7106	19.161	-58.6303	-4.4974	-1.3488
Base	2	15	CIM07 Max	12.1795	19.5663	35.1532	5.6759	22.0862	3.4309
Base	2	15	CIM07 Min	-6.2365	-4.9221	22.9717	-44.9822	-15.793	-3.4067
Base	2	15	CIM08 Max	5.7678	22.4627	35.3826	12.0024	8.8981	1.048
Base	2	15	CIM08 Min	0.1752	-7.8185	22.7422	-51.3087	-2.6048	-1.0239
Base	2	15	DER01	4.037	8.7715	38.4957	-23.6101	4.2724	0.0153
Base	2	15	DER02	3.5189	8.2229	34.04	-22.0964	3.7253	0.0139
Base	2	15	DER03	3.6478	9.7728	36.336	-26.1867	3.8645	0.0156
Base	2	15	DER04	3.5189	8.2229	34.04	-22.0964	3.7253	0.0139
Base	2	15	DER05 Max	69.2356	94.8082	76.4361	160.3294	138.9528	24.4345
Base	2	15	DER05 Min	-62.315	-79.7713	-10.4434	-200.8038	-131.6286	-24.4083
Base	2	15	DER06 Max	23.3111	115.5424	78.0752	205.6206	44.4914	7.3671
Base	2	15	DER06 Min	-16.3906	-100.5055	-12.0825	-246.095	-37.1672	-7.341
Base	2	15	DER07 Max	68.3705	92.9286	68.187	165.3887	138.0373	24.4312
Base	2	15	DER07 Min	-63.1801	-81.6509	-18.6925	-195.7445	-132.5441	-24.4116
Base	2	15	DER08 Max	22.446	113.6628	69.8261	210.6799	43.5758	7.3639
Base	2	15	DER08 Min	-17.2556	-102.3851	-20.3316	-241.0357	-38.0827	-7.3443
Base	2	15	DERUD01	4.037	8.7715	38.4957	-23.6101	4.2724	0.0153
Base	2	15	DERUD02	3.5189	8.2229	34.04	-22.0964	3.7253	0.0139
Base	2	15	DERUD03	3.6478	9.7728	36.336	-26.1867	3.8645	0.0156

Story	Joint Label	Unique Name	Load Case/Combo	FX kN	FY kN	FZ kN	MX kN-m	MY kN-m	MZ kN-m
Base	2	15	DERUD04	3.5189	8.2229	34.04	-22.0964	3.7253	0.0139
Base	2	15	DERUD05 Max	10.7794	16.0197	37.3504	-2.7562	18.7539	3.4659
Base	2	15	DERUD05 Min	-3.8588	-0.9828	28.6422	-37.7182	-11.4297	-3.4397
Base	2	15	DERUD06 Max	3.4776	19.8878	37.84	5.7127	3.6975	0.0177
Base	2	15	DERUD06 Min	3.443	-4.8509	28.1526	-46.1871	3.6267	0.0085
Base	2	15	DERUD07 Max	9.9143	14.14	29.1013	2.3031	17.8384	3.4626
Base	2	15	DERUD07 Min	-4.7239	-2.8624	20.3931	-32.6589	-12.3452	-3.443
Base	2	15	DERUD08 Max	2.6125	18.0081	29.5909	10.772	2.7819	0.0144
Base	2	15	DERUD08 Min	2.5779	-6.7305	19.9035	-41.1278	2.7112	0.0052
Base	2	15	CIM09 Max	13.8916	19.8995	24.5303	23.269	26.8455	4.5219
Base	2	15	CIM09 Min	-10.4313	-12.381	8.4661	-43.5062	-23.1834	-4.5088
Base	2	15	CIM10 Max	5.4005	23.7352	24.8341	31.6474	9.3802	1.3663
Base	2	15	CIM10 Min	-1.9402	-16.2167	8.1622	-51.8846	-5.7181	-1.3532
Base	2	15	CIM11	2.9425	4.813	34.4039	-16.4563	3.1158	0.0116
Base	2	15	CIM12	2.9278	5.1761	32.6772	-16.5583	3.0998	0.0114
Base	2	15	CIM13 Max	12.1358	17.4204	38.7679	8.7707	22.0394	3.4302
Base	2	15	CIM13 Min	-6.2802	-7.0681	26.5864	-41.8873	-15.8398	-3.4074
Base	2	15	CIM14 Max	5.7241	20.3167	38.9974	15.0972	8.8513	1.0474
Base	2	15	CIM14 Min	0.1315	-9.9645	26.357	-48.2139	-2.6517	-1.0246
Base	2	15	CIM15	1.7301	3.7592	16.4982	-10.1186	1.831	0.0065
Base	2	15	COMB9	3.4898	6.7923	36.4498	-20.0332	3.6941	0.0134
Base	2	15	COMB10	3.5546	5.1947	44.0475	-19.5844	3.7646	0.0142
Base	2	15	COMB11	3.4898	6.7923	36.4498	-20.0332	3.6941	0.0134
Base	2	15	DER09	3.4898	6.7923	36.4498	-20.0332	3.6941	0.0134
Base	2	15	DER10	3.5546	5.1947	44.0475	-19.5844	3.7646	0.0142
Base	2	15	DER11	3.4898	6.7923	36.4498	-20.0332	3.6941	0.0134
Base	2	15	DERUD09	3.4898	6.7923	36.4498	-20.0332	3.6941	0.0134
Base	2	15	DERUD10	3.5546	5.1947	44.0475	-19.5844	3.7646	0.0142
Base	2	15	DERUD11	3.4898	6.7923	36.4498	-20.0332	3.6941	0.0134
Base	3	16	D	-13.516	-6.2519	107.6151	-3.7419	-14.2834	0.005
Base	3	16	L	0	0	0	0	0	0
Base	3	16	LR	-2.7593	-1.4097	18.4018	-0.7639	-2.9155	0.0013
Base	3	16	EX Max	149.647	68.819	51.3386	133.7984	300.1281	26.2516
Base	3	16	EY Max	0.2226	90.167	35.2042	189.9079	0.4485	0.0329
Base	3	16	DISX Max	39.527	18.1775	13.5603	35.3408	79.2743	6.9339
Base	3	16	DISY Max	0.0588	23.8204	9.3003	50.1701	0.1185	0.0087
Base	3	16	W	0	0	0	0	0	0
Base	3	16	G	-1.3796	1.452	15.0638	-2.6504	-1.4577	0.0006
Base	3	16	DERUX Max	21.6062	9.7519	7.2564	18.9167	43.315	3.7019
Base	3	16	DERUY Max	0.033	12.4011	4.8421	26.1191	0.0663	0.005
Base	3	16	COMB1	-18.9224	-8.7526	150.6611	-5.2387	-19.9967	0.007
Base	3	16	COMB2	-17.5988	-8.2071	138.339	-4.8723	-18.5978	0.0066
Base	3	16	COMB3	-20.634	-9.7577	158.581	-5.7125	-21.8049	0.008
Base	3	16	COMB4	-17.5988	-8.2071	138.339	-4.8723	-18.5978	0.0066
Base	3	16	COMB5 Max	23.3254	17.8214	145.4885	45.9015	62.1698	6.9425
Base	3	16	COMB5 Min	-55.7638	-32.8258	112.7877	-54.8822	-96.4499	-6.9306
Base	3	16	COMB6 Max	-4.3023	21.7715	142.5065	56.2821	6.7607	2.0948
Base	3	16	COMB6 Min	-28.1361	-36.7759	115.7697	-65.2627	-41.0408	-2.0829
Base	3	16	COMB7 Max	-0.2475	23.647	110.222	57.4046	11.0457	2.0933
Base	3	16	COMB7 Min	-24.0813	-34.9004	83.4852	-64.1401	-36.7558	-2.0844
Base	3	16	COMB8 Max	27.3802	19.6969	113.204	47.0241	66.4548	6.941
Base	3	16	COMB8 Min	-51.709	-30.9503	80.5032	-53.7596	-92.1649	-6.9321
Base	3	16	ENVE Max	27.3802	23.647	158.581	57.4046	66.4548	6.9425
Base	3	16	ENVE Min	-55.7638	-36.7759	80.5032	-65.2627	-96.4499	-6.9321
Base	3	16	CIM01	-13.516	-6.2519	107.6151	-3.7419	-14.2834	0.005
Base	3	16	CIM02	-13.516	-6.2519	107.6151	-3.7419	-14.2834	0.005
Base	3	16	CIM03	-16.2753	-7.6615	126.0169	-4.5058	-17.1989	0.0062
Base	3	16	CIM04	-15.5855	-7.3091	121.4165	-4.3148	-16.47	0.0059
Base	3	16	CIM05 Max	14.1652	11.4747	119.0604	31.5324	41.2335	4.8606
Base	3	16	CIM05 Min	-41.1972	-23.9784	96.1698	-39.0162	-69.8003	-4.8506

Story	Joint Label	Unique Name	Load Case/Combo	FX kN	FY kN	FZ kN	MX kN-m	MY kN-m	MZ kN-m
Base	3	16	CIM06 Max	-5.1742	14.2397	116.973	38.7987	2.4472	1.4672
Base	3	16	CIM06 Min	-21.8578	-26.7434	98.2572	-46.2826	-31.0139	-1.4572
Base	3	16	CIM07 Max	5.3733	6.1362	130.0915	22.443	25.5643	3.6823
Base	3	16	CIM07 Min	-36.5442	-20.7544	112.7414	-31.0727	-58.5043	-3.6705
Base	3	16	CIM08 Max	-9.23	8.2241	128.5153	27.9299	-3.7233	1.1199
Base	3	16	CIM08 Min	-21.9409	-22.8423	114.3177	-36.5595	-29.2167	-1.1081
Base	3	16	DER01	-18.9224	-8.7526	150.6611	-5.2387	-19.9967	0.007
Base	3	16	DER02	-17.5988	-8.2071	138.339	-4.8723	-18.5978	0.0066
Base	3	16	DER03	-20.634	-9.7577	158.581	-5.7125	-21.8049	0.008
Base	3	16	DER04	-17.5988	-8.2071	138.339	-4.8723	-18.5978	0.0066
Base	3	16	DER05 Max	133.4946	88.3668	191.038	186.2805	283.1226	26.2674
Base	3	16	DER05 Min	-165.933	-103.3713	67.2382	-195.2611	-317.4027	-26.2555
Base	3	16	DER06 Max	28.8975	103.3105	179.7439	225.5572	73.3469	7.9143
Base	3	16	DER06 Min	-61.3359	-118.3149	78.5323	-234.5378	-107.627	-7.9024
Base	3	16	DER07 Max	137.5494	90.2424	158.7535	187.4031	287.4076	26.2659
Base	3	16	DER07 Min	-161.8782	-101.4957	34.9537	-194.1385	-313.1177	-26.257
Base	3	16	DER08 Max	32.9523	105.186	147.4594	226.6797	77.6319	7.9128
Base	3	16	DER08 Min	-57.2811	-116.4394	46.2478	-233.4152	-103.342	-7.9039
Base	3	16	DERUD01	-18.9224	-8.7526	150.6611	-5.2387	-19.9967	0.007
Base	3	16	DERUD02	-17.5988	-8.2071	138.339	-4.8723	-18.5978	0.0066
Base	3	16	DERUD03	-20.634	-9.7577	158.581	-5.7125	-21.8049	0.008
Base	3	16	DERUD04	-17.5988	-8.2071	138.339	-4.8723	-18.5978	0.0066
Base	3	16	DERUD05 Max	5.387	2.2497	136.3945	14.4264	26.175	3.7078
Base	3	16	DERUD05 Min	-37.8254	-17.2542	121.8817	-23.407	-60.4551	-3.6959
Base	3	16	DERUD06 Max	-16.1863	4.8989	133.9802	21.6288	-17.0737	0.0109
Base	3	16	DERUD06 Min	-16.2522	-19.9034	124.296	-30.6094	-17.2064	0.001
Base	3	16	DERUD07 Max	9.4418	4.1253	104.11	15.5489	30.46	3.7063
Base	3	16	DERUD07 Min	-33.7706	-15.3786	89.5971	-22.2844	-56.1701	-3.6974
Base	3	16	DERUD08 Max	-12.1315	6.7745	101.6957	22.7513	-12.7887	0.0094
Base	3	16	DERUD08 Min	-12.1974	-18.0278	92.0114	-29.4868	-12.9214	-0.0005
Base	3	16	CIM09 Max	19.5716	13.9754	76.0143	33.0291	46.9468	4.8586
Base	3	16	CIM09 Min	-35.7908	-21.4776	53.1238	-37.5195	-64.0869	-4.8526
Base	3	16	CIM10 Max	0.2322	16.7405	73.9269	40.2955	8.1605	1.4652
Base	3	16	CIM10 Min	-16.4514	-24.2427	55.2112	-44.7858	-25.3006	-1.4592
Base	3	16	CIM11	-14.8956	-4.7999	122.6789	-6.3923	-15.7411	0.0056
Base	3	16	CIM12	-14.5507	-5.1629	118.9129	-5.7297	-15.3767	0.0054
Base	3	16	CIM13 Max	6.408	8.2825	127.588	21.0281	26.6576	3.6818
Base	3	16	CIM13 Min	-35.5094	-18.6082	110.2379	-32.4876	-57.411	-3.6709
Base	3	16	CIM14 Max	-8.1952	10.3704	126.0118	26.515	-2.63	1.1195
Base	3	16	CIM14 Min	-20.9062	-20.6961	111.8141	-37.9744	-28.1234	-1.1086
Base	3	16	CIM15	-8.1096	-3.7511	64.5691	-2.2452	-8.57	0.003
Base	3	16	COMB9	-16.909	-6.7762	136.67	-5.8155	-17.8689	0.0063
Base	3	16	COMB10	-18.4266	-5.179	153.2402	-8.731	-19.4724	0.007
Base	3	16	COMB11	-16.909	-6.7762	136.67	-5.8155	-17.8689	0.0063
Base	3	16	DER09	-16.909	-6.7762	136.67	-5.8155	-17.8689	0.0063
Base	3	16	DER10	-18.4266	-5.179	153.2402	-8.731	-19.4724	0.007
Base	3	16	DER11	-16.909	-6.7762	136.67	-5.8155	-17.8689	0.0063
Base	3	16	DERUD09	-16.909	-6.7762	136.67	-5.8155	-17.8689	0.0063
Base	3	16	DERUD10	-18.4266	-5.179	153.2402	-8.731	-19.4724	0.007
Base	3	16	DERUD11	-16.909	-6.7762	136.67	-5.8155	-17.8689	0.0063
Base	4	18	D	-2.8493	6.286	27.4723	-16.9095	-2.9753	-0.0002
Base	4	18	L	0	0	0	0	0	0
Base	4	18	LR	-0.1115	1.4151	2.0812	-3.7307	-0.1134	0.001
Base	4	18	EX Max	65.7369	60.164	32.7967	123.6582	135.2115	24.4123
Base	4	18	EY Max	0.1426	89.9126	35.3125	188.6319	0.2962	0.0305
Base	4	18	DISX Max	17.3634	15.8914	8.6628	32.6624	35.7141	6.4481
Base	4	18	DISY Max	0.0377	23.7532	9.3289	49.833	0.0783	0.0081
Base	4	18	W	0	0	0	0	0	0
Base	4	18	G	-0.0561	-1.4493	6.9039	0.4019	-0.0575	0.0006
Base	4	18	DERUX Max	7.3192	8.4761	4.3428	17.4283	15.0919	3.4528

Story	Joint Label	Unique Name	Load Case/Combo	FX kN	FY kN	FZ kN	MX kN-m	MY kN-m	MZ kN-m
Base	4	18	DERUY Max	0.0191	12.3662	4.8568	25.9436	0.0397	0.0046
Base	4	18	COMB1	-3.9891	8.8005	38.4612	-23.6733	-4.1654	-0.0002
Base	4	18	COMB2	-3.4749	8.2508	34.0073	-22.1568	-3.6271	0.0003
Base	4	18	COMB3	-3.5975	9.8074	36.2966	-26.2606	-3.7518	0.0014
Base	4	18	COMB4	-3.4749	8.2508	34.0073	-22.1568	-3.6271	0.0003
Base	4	18	COMB5 Max	13.9555	30.5606	44.4282	27.3209	32.1672	6.4504
Base	4	18	COMB5 Min	-20.7939	-15.4741	21.5053	-67.9037	-39.3079	-6.4508
Base	4	18	COMB6 Max	1.8275	36.0639	44.8945	39.3404	7.2221	1.9423
Base	4	18	COMB6 Min	-8.6659	-20.9774	21.039	-79.9231	-14.3628	-1.9427
Base	4	18	COMB7 Max	2.6823	34.1781	36.6528	44.4132	8.1147	1.9424
Base	4	18	COMB7 Min	-7.8111	-22.8632	12.7973	-74.8503	-13.4703	-1.9427
Base	4	18	COMB8 Max	14.8103	28.6748	36.1865	32.3938	33.0597	6.4504
Base	4	18	COMB8 Min	-19.9391	-17.3599	13.2636	-62.8309	-38.4153	-6.4507
Base	4	18	ENVE Max	14.8103	36.0639	44.8945	44.4132	33.0597	6.4504
Base	4	18	ENVE Min	-20.7939	-22.8632	12.7973	-79.9231	-39.3079	-6.4508
Base	4	18	CIM01	-2.8493	6.286	27.4723	-16.9095	-2.9753	-0.0002
Base	4	18	CIM02	-2.8493	6.286	27.4723	-16.9095	-2.9753	-0.0002
Base	4	18	CIM03	-2.9608	7.7012	29.5535	-20.6402	-3.0887	0.0008
Base	4	18	CIM04	-2.9329	7.3474	29.0332	-19.7075	-3.0604	0.0006
Base	4	18	CIM05 Max	9.3129	22.3982	35.4953	16.4191	22.041	4.5152
Base	4	18	CIM05 Min	-15.0116	-9.8261	19.4493	-50.2381	-27.9916	-4.5156
Base	4	18	CIM06 Max	0.8233	26.2505	35.8217	24.8327	4.5794	1.3596
Base	4	18	CIM06 Min	-6.522	-13.6784	19.1229	-58.6517	-10.53	-1.3599
Base	4	18	CIM07 Max	6.2757	19.5703	35.1171	5.5768	15.8806	3.4194
Base	4	18	CIM07 Min	-12.1416	-4.8756	22.9493	-44.9919	-22.0013	-3.4182
Base	4	18	CIM08 Max	-0.1348	22.4792	35.3635	11.93	2.6954	1.0366
Base	4	18	CIM08 Min	-5.731	-7.7845	22.7028	-51.345	-8.8161	-1.0354
Base	4	18	DER01	-3.9891	8.8005	38.4612	-23.6733	-4.1654	-0.0002
Base	4	18	DER02	-3.4749	8.2508	34.0073	-22.1568	-3.6271	0.0003
Base	4	18	DER03	-3.5975	9.8074	36.2966	-26.2606	-3.7518	0.0014
Base	4	18	DER04	-3.4749	8.2508	34.0073	-22.1568	-3.6271	0.0003
Base	4	18	DER05 Max	62.3604	94.6811	76.3572	159.9564	131.73	24.4213
Base	4	18	DER05 Min	-69.1989	-79.5945	-10.4237	-200.5392	-138.8707	-24.4217
Base	4	18	DER06 Max	16.4444	115.505	78.1182	205.4379	37.2893	7.354
Base	4	18	DER06 Min	-23.2828	-100.4185	-12.1847	-246.0207	-44.43	-7.3544
Base	4	18	DER07 Max	63.2152	92.7952	68.1155	165.0292	132.6226	24.4213
Base	4	18	DER07 Min	-68.3441	-81.4804	-18.6654	-195.4663	-137.9781	-24.4216
Base	4	18	DER08 Max	17.2992	113.6192	69.8765	210.5108	38.1819	7.3541
Base	4	18	DER08 Min	-22.428	-102.3043	-20.4264	-240.9479	-43.5375	-7.3544
Base	4	18	DERUD01	-3.9891	8.8005	38.4612	-23.6733	-4.1654	-0.0002
Base	4	18	DERUD02	-3.4749	8.2508	34.0073	-22.1568	-3.6271	0.0003
Base	4	18	DERUD03	-3.5975	9.8074	36.2966	-26.2606	-3.7518	0.0014
Base	4	18	DERUD04	-3.4749	8.2508	34.0073	-22.1568	-3.6271	0.0003
Base	4	18	DERUD05 Max	3.9	16.0194	37.3095	-2.863	11.5215	3.4526
Base	4	18	DERUD05 Min	-10.7384	-0.9329	28.624	-37.7197	-18.6623	-3.453
Base	4	18	DERUD06 Max	-3.4001	19.9094	37.8235	5.6522	-3.5307	0.0044
Base	4	18	DERUD06 Min	-3.4383	-4.8229	28.11	-46.235	-3.6101	-0.0048
Base	4	18	DERUD07 Max	4.7548	14.1336	29.0679	2.2098	12.4141	3.4527
Base	4	18	DERUD07 Min	-9.8836	-2.8187	20.3823	-32.6469	-17.7697	-3.453
Base	4	18	DERUD08 Max	-2.5453	18.0236	29.5818	10.7251	-2.6381	0.0045
Base	4	18	DERUD08 Min	-2.5835	-6.7087	19.8683	-41.1622	-2.7175	-0.0048
Base	4	18	CIM09 Max	10.4527	19.8838	24.5064	23.1829	23.2311	4.5153
Base	4	18	CIM09 Min	-13.8719	-12.3405	8.4604	-43.4743	-26.8015	-4.5155
Base	4	18	CIM10 Max	1.9631	23.7361	24.8328	31.5965	5.7695	1.3597
Base	4	18	CIM10 Min	-5.3823	-16.1928	8.134	-51.8879	-9.3399	-1.3599
Base	4	18	CIM11	-2.9054	4.8368	34.3762	-16.5076	-3.0328	0.0004
Base	4	18	CIM12	-2.8914	5.1991	32.6503	-16.6081	-3.0185	0.0003
Base	4	18	CIM13 Max	6.3172	17.4221	38.7341	8.6763	15.9225	3.4191
Base	4	18	CIM13 Min	-12.1	-7.0239	26.5664	-41.8925	-21.9594	-3.4185
Base	4	18	CIM14 Max	-0.0933	20.3309	38.9806	15.0294	2.7373	1.0363

Story	Joint Label	Unique Name	Load Case/Combo	FX kN	FY kN	FZ kN	MX kN-m	MY kN-m	MZ kN-m
Base	4	18	CIM14 Min	-5.6895	-9.9327	26.3199	-48.2456	-8.7742	-1.0357
Base	4	18	CIM15	-1.7096	3.7716	16.4834	-10.1457	-1.7852	-0.0001
Base	4	18	COMB9	-3.4473	6.8186	36.4187	-20.0905	-3.5991	0.0001
Base	4	18	COMB10	-3.5089	5.2244	44.0131	-19.6484	-3.6624	0.0008
Base	4	18	COMB11	-3.4473	6.8186	36.4187	-20.0905	-3.5991	0.0001
Base	4	18	DER09	-3.4473	6.8186	36.4187	-20.0905	-3.5991	0.0001
Base	4	18	DER10	-3.5089	5.2244	44.0131	-19.6484	-3.6624	0.0008
Base	4	18	DER11	-3.4473	6.8186	36.4187	-20.0905	-3.5991	0.0001
Base	4	18	DERUD09	-3.4473	6.8186	36.4187	-20.0905	-3.5991	0.0001
Base	4	18	DERUD10	-3.5089	5.2244	44.0131	-19.6484	-3.6624	0.0008
Base	4	18	DERUD11	-3.4473	6.8186	36.4187	-20.0905	-3.5991	0.0001

5.4 Modal Results

Table 5.9 - Modal Periods and Frequencies

Case	Mode	Period sec	Frequency cyc/sec	Circular Frequency rad/sec	Eigenvalue rad^2/sec^2
Modal	1	0.209	4.782	30.0485	902.9116
Modal	2	0.172	5.806	36.4788	1330.705
Modal	3	0.13	7.716	48.4805	2350.3549
Modal	4	0.041	24.579	154.436	23850.488
Modal	5	0.014	70.421	442.4707	195780.3067
Modal	6	0.014	73.933	464.5351	215792.8324
Modal	7	0.011	94.329	592.686	351276.685

Table 5.10 - Modal Participating Mass Ratios (Part 1 of 2)

Case	Mode	Period sec	UX	UY	UZ	Sum UX	Sum UY	Sum UZ
Modal	1	0.209	0.6589	1.894E-06	0	0.6589	1.894E-06	0
Modal	2	0.172	2.579E-06	1	0	0.6589	1	0
Modal	3	0.13	0.3407	7.042E-07	0	0.9996	1	0
Modal	4	0.041	0.0004	0	0	1	1	0
Modal	5	0.014	0	0	0	1	1	0
Modal	6	0.014	0	1.363E-05	0	1	1	0
Modal	7	0.011	0	0	0	1	1	0

Table 5.10 - Modal Participating Mass Ratios (Part 2 of 2)

Case	Mode	RX	RY	RZ	Sum RX	Sum RY	Sum RZ
Modal	1	1.894E-06	0.6589	0.3863	1.894E-06	0.6589	0.3863
Modal	2	1	2.579E-06	0	1	0.6589	0.3863
Modal	3	7.042E-07	0.3407	0.6131	1	0.9996	0.9993
Modal	4	0	0.0004	0.0006	1	1	1
Modal	5	0	0	1.089E-05	1	1	1
Modal	6	1.363E-05	0	0	1	1	1
Modal	7	0	0	0	1	1	1

Table 5.11 - Modal Load Participation Ratios

Case	Item Type	Item	Static %	Dynamic %
Modal	Acceleration	UX	100	100
Modal	Acceleration	UY	100	100
Modal	Acceleration	UZ	0	0

Table 5.12 - Modal Direction Factors

Case	Mode	Period sec	UX	UY	UZ	RZ
Modal	1	0.209	0.672	0	0	0.328
Modal	2	0.172	0	1	0	0
Modal	3	0.13	0.348	0	0	0.652
Modal	4	0.041	0.004	0	0	0.996

Case	Mode	Period sec	UX	UY	UZ	RZ
Modal	5	0.014	0	0	0	1
Modal	6	0.014	0	0.912	0	0.088
Modal	7	0.011	0	0.041	0	0.959

ZONA DE AMENAZA SISMICA INTERMEDIA

ETABS® 2016

Integrated Building Design Software

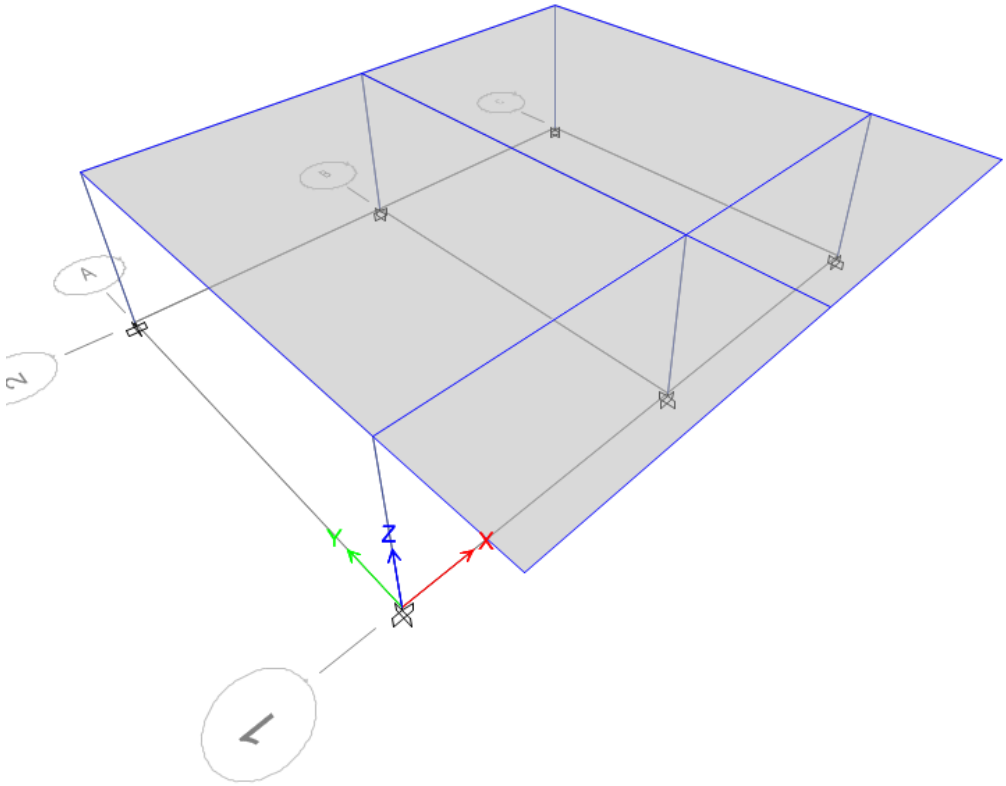

Project Report

Model File: 004 2017 EDUCACION MODULO 1A DMO - E, Revision 0
05/04/2017

Table of Contents

1. Structure Data 4
   - 1.1 Story Data 4
   - 1.2 Grid Data 4
   - 1.3 Point Coordinates 4
   - 1.4 Line Connectivity 4
   - 1.5 Area Connectivity 5
   - 1.6 Mass 5
   - 1.7 Groups 6
2. Properties 7
   - 2.1 Materials 7
   - 2.2 Frame Sections 7
   - 2.3 Shell Sections 7
   - 2.4 Reinforcement Sizes 7
   - 2.5 Tendon Sections 7
3. Assignments 8
   - 3.1 Joint Assignments 8
   - 3.2 Frame Assignments 8
   - 3.3 Shell Assignments 8
4. Loads 10
   - 4.1 Load Patterns 10
   - 4.2 Applied Loads 10
     - 4.2.1 Line Loads 10
     - 4.2.2 Area Loads 10
   - 4.3 Functions 11
     - 4.3.1 Response Spectrum Functions 11
   - 4.4 Load Cases 26
   - 4.5 Load Combinations 26
5. Analysis Results 31
   - 5.1 Structure Results 31
   - 5.2 Story Results 35
   - 5.3 Point Results 48
   - 5.4 Modal Results 60

List of Tables

Table 1.1 Story Data 4
Table 1.2 Grid Systems 4
Table 1.3 Grid Lines 4
Table 1.4 Joint Coordinates Data 4
Table 1.5 Column Connectivity Data 4
Table 1.6 Beam Connectivity Data 5
Table 1.7 Floor Connectivity Data 5
Table 1.8 Mass Source 5
Table 1.9 Centers of Mass and Rigidity 5
Table 1.10 Mass Summary by Diaphragm 5
Table 1.11 Mass Summary by Story 6
Table 1.12 Group Definitions 6
Table 2.1 Material Properties - Summary 7
Table 2.2 Frame Sections - Summary 7
Table 2.3 Shell Sections - Summary 7
Table 2.4 Reinforcing Bar Sizes 7
Table 2.5 Tendon Section Properties 7
Table 3.1 Joint Assignments - Summary 8
Table 3.2 Frame Assignments - Summary 8
Table 3.3 Shell Assignments - Summary 8
Table 4.1 Load Patterns 10
Table 4.2 Frame Loads - Distributed 10
Table 4.3 Shell Loads - Uniform 10
Table 4.4 Response Spectrum Function - User 11
Table 4.5 Load Cases - Summary 26
Table 4.6 Load Combinations 26
Table 5.1 Base Reactions 31
Table 5.2 Centers of Mass and Rigidity 33
Table 5.3 Diaphragm Center of Mass Displacements 33
Table 5.4 Story Max/Avg Displacements 35
Table 5.5 Story Drifts 38
Table 5.6 Story Max/Avg Drifts 41
Table 5.7 Story Forces 44
Table 5.8 Joint Reactions 48
Table 5.9 Modal Periods and Frequencies 60
Table 5.10 Modal Participating Mass Ratios 61
Table 5.11 Modal Load Participation Ratios 61
Table 5.12 Modal Direction Factors 61

1 Structure Data

This chapter provides model geometry information, including items such as story levels, point coordinates, and element connectivity.

1.1 Story Data

Table 1.1 - Story Data

Name	Height mm	Elevation mm	Master Story	Similar To	Splice Story
N1	3250	3250	Yes	None	No
Base	0	0	No	None	No

1.2 Grid Data

Table 1.2 - Grid Systems

Name	Type	Story Range	X Origin m	Y Origin m	Rotation deg	Bubble Size mm	Color
G1	Cartesian	Default	0	0	0	1250	Gray

Table 1.3 - Grid Lines

Grid System	Grid Direction	Grid ID	Visible	Bubble Location	Ordinate m
G1	X	A	Yes	End	0
G1	X	B	Yes	End	5.6
G1	X	C	Yes	End	11.2
G1	Y	1	Yes	Start	0
G1	Y	2	Yes	Start	8.2

1.3 Point Coordinates

Table 1.4 - Joint Coordinates Data

Label	X mm	Y mm	ΔZ Below mm
1	0	0	0
2	0	8200	0
3	5600	0	0
4	5600	8200	0
5	11200	0	0
6	11200	8200	0
10	0	-2400	0
11	5600	-2400	0
12	11200	-2400	0

1.4 Line Connectivity

Table 1.5 - Column Connectivity Data

Column	I-End Point	J-End Point	I-End Story
C1	1	1	Below
C2	2	2	Below
C3	3	3	Below
C4	4	4	Below
C5	5	5	Below
C6	6	6	Below

Table 1.6 - Beam Connectivity Data

Beam	I-End Point	J-End Point	Curve Type
B1	1	2	None
B2	3	4	None
B3	5	6	None
B4	1	3	None

Beam	I-End Point	J-End Point	Curve Type
B5	3	5	None
B6	2	4	None
B7	4	6	None
B10	10	11	None
B11	11	12	None
B8	10	1	None
B9	11	3	None
B12	12	5	None

1.5 Area Connectivity

Table 1.7 - Floor Connectivity Data

Floor	Number of Edges	Edge Number	Point 1	Point 2	Curve Type
F1	4	1	10	12	None
		2	12	5	None
		3	5	1	None
		4	1	10	None
F2	4	1	1	5	None
		2	5	6	None
		3	6	2	None
		4	2	1	None

1.6 Mass

Table 1.8 - Mass Source

Name	Include Elements	Include Added Mass	Include Loads	Include Lateral	Include Vertical	Lump at Stories	IsDefault	Load Pattern	Multiplier
MsSrc1	No	No	Yes	Yes	No	Yes	Yes	D	1
MsSrc1	No	No	Yes	Yes	No	Yes	Yes	L	0.3

Table 1.9 - Centers of Mass and Rigidity

Story	Diaphragm	Mass X kg	Mass Y kg	XCM m	YCM m	Cumulative X kg	Cumulative Y kg	XCCM m	YCCM m	XCR m	YCR m
N1	D1	41809.44	41809.44	5.6	-0.7098	41809.44	41809.44	5.6	-0.7098	5.6	3.2149

Table 1.10 - Mass Summary by Diaphragm

Story	Diaphragm	Mass X kg	Mass Y kg	Mass Moment of Inertia ton-m²	X Mass Center m	Y Mass Center m
N1	D1	41809.44	41809.44	769.2246	5.6	-0.7098

Table 1.11 - Mass Summary by Story

Story	UX kg	UY kg	UZ kg
N1	56483.87	56483.87	0
Base	3747.82	3747.82	0

1.7 Groups

Table 1.12 - Group Definitions

Name	Color
All	Yellow

2 Properties

This chapter provides property information for materials, frame sections, shell sections, and links.

2.1 Materials

Table 2.1 - Material Properties - Summary

Name	Type	E MPa	ν	Unit Weight kN/m³	Design Strengths
A416Gr270	Tendon	196500.6	0	76.9729	Fy=1689.91 MPa, Fu=1861.58 MPa
A615Gr60	Rebar	199947.98	0.3	76.9729	Fy=413.69 MPa, Fu=620.53 MPa
CONC00	Concrete	25267.13	0.2	0	Fc=28 MPa
CONC21	Concrete	21538	0.2	23.56	Fc=21 MPa
RMAT	Rebar	199947.98	0.3	76.9729	Fy=420 MPa, Fu=630 MPa

2.2 Frame Sections

Table 2.2 - Frame Sections - Summary

Name	Material	Shape
C40X40	CONC21	Concrete Rectangular
V30X50	CONC21	Concrete Rectangular
VB20X50	CONC21	Concrete Rectangular

2.3 Shell Sections

Table 2.3 - Shell Sections - Summary

Name	Design Type	Element Type	Material	Total Thickness mm
CUB	Slab	Membrane		5
LOSA	Slab	Membrane		5

2.4 Reinforcement Sizes

Table 2.4 - Reinforcing Bar Sizes

Name	Diameter mm	Area cm²
#2	6.4	0.3226
#3	9.5	1
#5	15.9	2
#6	19.1	3
#8	25.4	5
#9	28.7	6
15M	16	2

2.5 Tendon Sections

Table 2.5 - Tendon Section Properties

Name	Material	StrandArea cm²	Color
Tendon1	A416Gr270	1	Yellow

3 Assignments

This chapter provides a listing of the assignments applied to the model.

3.1 Joint Assignments

Table 3.1 - Joint Assignments - Summary

Story	Label	Unique Name	Diaphragm	Restraints
N1	1	2	D1	
N1	2	14	Disconnected	
N1	3	6	D1	
N1	4	17	Disconnected	
N1	5	10	D1	
N1	6	20	Disconnected	
N1	10	25	D1	
N1	11	26	D1	
N1	12	27	D1	
Base	1	13	Disconnected	UX; UY; UZ; RX; RY; RZ
Base	2	15	Disconnected	UX; UY; UZ; RX; RY; RZ
Base	3	16	Disconnected	UX; UY; UZ; RX; RY; RZ
Base	4	18	Disconnected	UX; UY; UZ; RX; RY; RZ
Base	5	19	Disconnected	UX; UY; UZ; RX; RY; RZ
Base	6	21	Disconnected	UX; UY; UZ; RX; RY; RZ

3.2 Frame Assignments

Table 3.2 - Frame Assignments - Summary

Story	Label	Unique Name	Design Type	Length mm	Analysis Section	Design Section	Max Station Spacing mm	Min Number Stations
N1	C1	7	Column	3250	C40X40	C40X40		3
N1	C2	8	Column	3250	C40X40	C40X40		3
N1	C3	9	Column	3250	C40X40	C40X40		3
N1	C4	10	Column	3250	C40X40	C40X40		3
N1	C5	11	Column	3250	C40X40	C40X40		3
N1	C6	12	Column	3250	C40X40	C40X40		3
N1	B1	13	Beam	8200	V30X50	V30X50	500	
N1	B2	14	Beam	8200	V30X50	V30X50	500	
N1	B3	15	Beam	8200	V30X50	V30X50	500	
N1	B4	16	Beam	5600	V30X50	V30X50	500	
N1	B5	17	Beam	5600	V30X50	V30X50	500	
N1	B6	18	Beam	5600	V30X50	V30X50	500	
N1	B7	19	Beam	5600	V30X50	V30X50	500	
N1	B10	22	Beam	5600	VB20X50	VB20X50	500	
N1	B11	23	Beam	5600	VB20X50	VB20X50	500	
N1	B8	2	Beam	2400	V30X50	V30X50	500	
N1	B9	4	Beam	2400	V30X50	V30X50	500	
N1	B12	6	Beam	2400	V30X50	V30X50	500	

3.3 Shell Assignments

Table 3.3 - Shell Assignments - Summary

Story	Label	Unique Name	Section	Axis Angle deg
N1	F1	1	LOSA	90
N1	F2	2	CUB	

4 Loads

This chapter provides loading information as applied to the model.

4.1 Load Patterns

Table 4.1 - Load Patterns

Name	Type	Self Weight Multiplier	Auto Load
D	Dead	1	
L	Live	0	
LR	Live	0	
W	Wind	0	None
G	Snow	0	

4.2 Applied Loads

4.2.1 Line Loads

Table 4.2 - Frame Loads - Distributed

Story	Label	Unique Name	Design Type	Load Pattern	LoadType	Direction	Relative Distance Start	Relative Distance End	Absolute Distance Start mm	Absolute Distance End mm	Force at Start kN/m	Force at End kN/m
N1	B1	13	Beam	D	Force	Gravity	0	1	0	8200	4.4	0
N1	B2	14	Beam	D	Force	Gravity	0	1	0	8200	4.4	0
N1	B3	15	Beam	D	Force	Gravity	0	1	0	8200	4.4	0
N1	B4	16	Beam	D	Force	Gravity	0	1	0	5600	4.4	4.4
N1	B5	17	Beam	D	Force	Gravity	0	1	0	5600	4.4	4.4
N1	B10	22	Beam	D	Force	Gravity	0	1	0	5600	1.55	1.55
N1	B11	23	Beam	D	Force	Gravity	0	1	0	5600	1.55	1.55

4.2.2 Area Loads

Table 4.3 - Shell Loads - Uniform

Story	Label	Unique Name	Load Pattern	Direction	Load kN/m²
N1	F1	1	D	Gravity	4.3
N1	F2	2	D	Gravity	0.64
N1	F1	1	L	Gravity	2
N1	F2	2	LR	Gravity	0.5
N1	F1	1	G	Gravity	1
N1	F2	2	G	Gravity	1

4.3 Functions

4.3.1 Response Spectrum Functions

Table 4.4 - Response Spectrum Function - User

Name	Period sec	Acceleration	Damping %
Umbral	0	0.08	2
Umbral	0.01	0.086	
Umbral	0.02	0.093	
Umbral	0.03	0.099	
Umbral	0.04	0.106	
Umbral	0.05	0.112	
Umbral	0.06	0.118	
Umbral	0.07	0.125	
Umbral	0.08	0.131	
Umbral	0.09	0.138	
Umbral	0.1	0.144	
Umbral	0.11	0.15	

Name	Period sec	Acceleration	Damping %
Umbral	0.12	0.157	
Umbral	0.13	0.163	
Umbral	0.14	0.17	
Umbral	0.15	0.176	
Umbral	0.16	0.182	
Umbral	0.17	0.189	
Umbral	0.18	0.195	
Umbral	0.19	0.202	
Umbral	0.2	0.208	
Umbral	0.21	0.214	
Umbral	0.22	0.221	
Umbral	0.23	0.227	
Umbral	0.24	0.234	
Umbral	0.25	0.24	
Umbral	0.26	0.24	
Umbral	0.27	0.24	
Umbral	0.28	0.24	
Umbral	0.29	0.24	
Umbral	0.3	0.24	
Umbral	0.31	0.24	
Umbral	0.32	0.24	
Umbral	0.33	0.24	
Umbral	0.34	0.24	
Umbral	0.35	0.24	
Umbral	0.36	0.24	
Umbral	0.37	0.24	
Umbral	0.38	0.24	
Umbral	0.39	0.24	
Umbral	0.4	0.24	
Umbral	0.41	0.24	
Umbral	0.42	0.24	
Umbral	0.43	0.24	
Umbral	0.44	0.24	
Umbral	0.45	0.24	
Umbral	0.46	0.24	
Umbral	0.47	0.24	
Umbral	0.48	0.24	
Umbral	0.49	0.24	
Umbral	0.5	0.24	
Umbral	0.51	0.24	
Umbral	0.52	0.24	
Umbral	0.53	0.24	
Umbral	0.54	0.24	
Umbral	0.55	0.24	
Umbral	0.56	0.24	
Umbral	0.57	0.24	
Umbral	0.58	0.24	
Umbral	0.59	0.24	
Umbral	0.6	0.24	
Umbral	0.61	0.24	
Umbral	0.62	0.24	
Umbral	0.63	0.24	
Umbral	0.64	0.24	
Umbral	0.65	0.24	
Umbral	0.66	0.24	
Umbral	0.67	0.24	
Umbral	0.68	0.24	
Umbral	0.69	0.24	
Umbral	0.7	0.24	
Umbral	0.71	0.24	

Name	Period sec	Acceleration	Damping %
Umbral	0.72	0.24	
Umbral	0.73	0.24	
Umbral	0.74	0.24	
Umbral	0.75	0.24	
Umbral	0.76	0.24	
Umbral	0.77	0.24	
Umbral	0.78	0.24	
Umbral	0.79	0.24	
Umbral	0.8	0.24	
Umbral	0.81	0.24	
Umbral	0.82	0.24	
Umbral	0.83	0.24	
Umbral	0.84	0.24	
Umbral	0.85	0.24	
Umbral	0.86	0.24	
Umbral	0.87	0.24	
Umbral	0.88	0.24	
Umbral	0.89	0.24	
Umbral	0.9	0.24	
Umbral	0.91	0.24	
Umbral	0.92	0.24	
Umbral	0.93	0.24	
Umbral	0.94	0.24	
Umbral	0.95	0.24	
Umbral	0.96	0.24	
Umbral	0.97	0.24	
Umbral	0.98	0.24	
Umbral	0.99	0.24	
Umbral	1	0.24	
Umbral	1.01	0.24	
Umbral	1.02	0.24	
Umbral	1.03	0.24	
Umbral	1.04	0.24	
Umbral	1.05	0.24	
Umbral	1.06	0.24	
Umbral	1.07	0.24	
Umbral	1.08	0.24	
Umbral	1.09	0.24	
Umbral	1.1	0.24	
Umbral	1.11	0.24	
Umbral	1.12	0.24	
Umbral	1.13	0.24	
Umbral	1.14	0.24	
Umbral	1.15	0.24	
Umbral	1.16	0.24	
Umbral	1.17	0.24	
Umbral	1.18	0.24	
Umbral	1.19	0.24	
Umbral	1.2	0.24	
Umbral	1.21	0.24	
Umbral	1.22	0.24	
Umbral	1.23	0.24	
Umbral	1.24	0.24	
Umbral	1.25	0.24	
Umbral	1.26	0.24	
Umbral	1.27	0.24	
Umbral	1.28	0.24	
Umbral	1.29	0.24	
Umbral	1.3	0.24	
Umbral	1.31	0.24	

Name	Period sec	Acceleration	Damping %
Umbral	1.32	0.24	
Umbral	1.33	0.24	
Umbral	1.34	0.24	
Umbral	1.35	0.24	
Umbral	1.36	0.24	
Umbral	1.37	0.24	
Umbral	1.38	0.24	
Umbral	1.39	0.24	
Umbral	1.4	0.24	
Umbral	1.41	0.24	
Umbral	1.42	0.24	
Umbral	1.43	0.24	
Umbral	1.44	0.24	
Umbral	1.45	0.24	
Umbral	1.46	0.24	
Umbral	1.47	0.24	
Umbral	1.48	0.24	
Umbral	1.49	0.24	
Umbral	1.5	0.24	
Umbral	1.51	0.24	
Umbral	1.52	0.24	
Umbral	1.53	0.24	
Umbral	1.54	0.24	
Umbral	1.55	0.24	
Umbral	1.56	0.24	
Umbral	1.57	0.24	
Umbral	1.58	0.24	
Umbral	1.59	0.24	
Umbral	1.6	0.24	
Umbral	1.61	0.24	
Umbral	1.62	0.24	
Umbral	1.63	0.24	
Umbral	1.64	0.24	
Umbral	1.65	0.24	
Umbral	1.66	0.24	
Umbral	1.67	0.24	
Umbral	1.68	0.24	
Umbral	1.69	0.24	
Umbral	1.7	0.24	
Umbral	1.71	0.24	
Umbral	1.72	0.24	
Umbral	1.73	0.24	
Umbral	1.74	0.24	
Umbral	1.75	0.24	
Umbral	1.76	0.24	
Umbral	1.77	0.24	
Umbral	1.78	0.24	
Umbral	1.79	0.24	
Umbral	1.8	0.24	
Umbral	1.81	0.24	
Umbral	1.82	0.24	
Umbral	1.83	0.24	
Umbral	1.84	0.24	
Umbral	1.85	0.24	
Umbral	1.86	0.24	
Umbral	1.87	0.24	
Umbral	1.88	0.24	
Umbral	1.89	0.24	
Umbral	1.9	0.24	
Umbral	1.91	0.24	

Name	Period sec	Acceleration	Damping %
Umbral	1.92	0.24	
Umbral	1.93	0.24	
Umbral	1.94	0.24	
Umbral	1.95	0.24	
Umbral	1.96	0.24	
Umbral	1.97	0.24	
Umbral	1.98	0.24	
Umbral	1.99	0.24	
Umbral	2	0.24	
Umbral	2.01	0.239	
Umbral	2.02	0.238	
Umbral	2.03	0.236	
Umbral	2.04	0.235	
Umbral	2.05	0.234	
Umbral	2.06	0.233	
Umbral	2.07	0.232	
Umbral	2.08	0.231	
Umbral	2.09	0.23	
Umbral	2.1	0.229	
Umbral	2.11	0.227	
Umbral	2.12	0.226	
Umbral	2.13	0.225	
Umbral	2.14	0.224	
Umbral	2.15	0.223	
Umbral	2.16	0.222	
Umbral	2.17	0.221	
Umbral	2.18	0.22	
Umbral	2.19	0.219	
Umbral	2.2	0.218	
Umbral	2.21	0.217	
Umbral	2.22	0.216	
Umbral	2.23	0.215	
Umbral	2.24	0.214	
Umbral	2.25	0.213	
Umbral	2.26	0.212	
Umbral	2.27	0.211	
Umbral	2.28	0.211	
Umbral	2.29	0.21	
Umbral	2.3	0.209	
Umbral	2.31	0.208	
Umbral	2.32	0.207	
Umbral	2.33	0.206	
Umbral	2.34	0.205	
Umbral	2.35	0.204	
Umbral	2.36	0.203	
Umbral	2.37	0.203	
Umbral	2.38	0.202	
Umbral	2.39	0.201	
Umbral	2.4	0.2	
Umbral	2.41	0.199	
Umbral	2.42	0.198	
Umbral	2.43	0.198	
Umbral	2.44	0.197	
Umbral	2.45	0.196	
Umbral	2.46	0.195	
Umbral	2.47	0.194	
Umbral	2.48	0.194	
Umbral	2.49	0.193	
Umbral	2.5	0.192	
Umbral	2.51	0.191	

Name	Period sec	Acceleration	Damping %
Umbral	2.52	0.19	
Umbral	2.53	0.19	
Umbral	2.54	0.189	
Umbral	2.55	0.188	
Umbral	2.56	0.188	
Umbral	2.57	0.187	
Umbral	2.58	0.186	
Umbral	2.59	0.185	
Umbral	2.6	0.185	
Umbral	2.61	0.184	
Umbral	2.62	0.183	
Umbral	2.63	0.183	
Umbral	2.64	0.182	
Umbral	2.65	0.181	
Umbral	2.66	0.18	
Umbral	2.67	0.18	
Umbral	2.68	0.179	
Umbral	2.69	0.178	
Umbral	2.7	0.178	
Umbral	2.71	0.177	
Umbral	2.72	0.176	
Umbral	2.73	0.176	
Umbral	2.74	0.175	
Umbral	2.75	0.175	
Umbral	2.76	0.174	
Umbral	2.77	0.173	
Umbral	2.78	0.173	
Umbral	2.79	0.172	
Umbral	2.8	0.171	
Umbral	2.81	0.171	
Umbral	2.82	0.17	
Umbral	2.83	0.17	
Umbral	2.84	0.169	
Umbral	2.85	0.168	
Umbral	2.86	0.168	
Umbral	2.87	0.167	
Umbral	2.88	0.167	
Umbral	2.89	0.166	
Umbral	2.9	0.166	
Umbral	2.91	0.165	
Umbral	2.92	0.164	
Umbral	2.93	0.164	
Umbral	2.94	0.163	
Umbral	2.95	0.163	
Umbral	2.96	0.162	
Umbral	2.97	0.162	
Umbral	2.98	0.161	
Umbral	2.99	0.161	
Umbral	3	0.16	
Umbral	3.01	0.159	
Umbral	3.02	0.159	
Umbral	3.03	0.158	
Umbral	3.04	0.158	
Umbral	3.05	0.157	
Umbral	3.06	0.157	
Umbral	3.07	0.156	
Umbral	3.08	0.156	
Umbral	3.09	0.155	
Umbral	3.1	0.155	
Umbral	3.11	0.154	

Name	Period sec	Acceleration	Damping %
Umbral	3.12	0.154	
Umbral	3.13	0.153	
Umbral	3.14	0.153	
Umbral	3.15	0.152	
Umbral	3.16	0.152	
Umbral	3.17	0.151	
Umbral	3.18	0.151	
Umbral	3.19	0.15	
Umbral	3.2	0.15	
Umbral	3.21	0.15	
Umbral	3.22	0.149	
Umbral	3.23	0.149	
Umbral	3.24	0.148	
Umbral	3.25	0.148	
Umbral	3.26	0.147	
Umbral	3.27	0.147	
Umbral	3.28	0.146	
Umbral	3.29	0.146	
Umbral	3.3	0.145	
Umbral	3.31	0.145	
Umbral	3.32	0.145	
Umbral	3.33	0.144	
Umbral	3.34	0.144	
Umbral	3.35	0.143	
Umbral	3.36	0.143	
Umbral	3.37	0.142	
Umbral	3.38	0.142	
Umbral	3.39	0.142	
Umbral	3.4	0.141	
Umbral	3.41	0.141	
Umbral	3.42	0.14	
Umbral	3.43	0.14	
Umbral	3.44	0.14	
Umbral	3.45	0.139	
Umbral	3.46	0.139	
Umbral	3.47	0.138	
Umbral	3.48	0.138	
Umbral	3.49	0.138	
Umbral	3.5	0.137	
Umbral	3.51	0.137	
Umbral	3.52	0.136	
Umbral	3.53	0.136	
Umbral	3.54	0.136	
Umbral	3.55	0.135	
Umbral	3.56	0.135	
Umbral	3.57	0.134	
Umbral	3.58	0.134	
Umbral	3.59	0.134	
Umbral	3.6	0.133	
Umbral	3.61	0.133	
Umbral	3.62	0.133	
Umbral	3.63	0.132	
Umbral	3.64	0.132	
Umbral	3.65	0.132	
Umbral	3.66	0.131	
Umbral	3.67	0.131	
Umbral	3.68	0.13	
Umbral	3.69	0.13	
Umbral	3.7	0.13	
Umbral	3.71	0.129	

Name	Period sec	Acceleration	Damping %
Umbral	3.72	0.129	
Umbral	3.73	0.129	
Umbral	3.74	0.128	
Umbral	3.75	0.128	
Umbral	3.76	0.128	
Umbral	3.77	0.127	
Umbral	3.78	0.127	
Umbral	3.79	0.127	
Umbral	3.8	0.126	
Umbral	3.81	0.126	
Umbral	3.82	0.126	
Umbral	3.83	0.125	
Umbral	3.84	0.125	
Umbral	3.85	0.125	
Umbral	3.86	0.124	
Umbral	3.87	0.124	
Umbral	3.88	0.124	
Umbral	3.89	0.123	
Umbral	3.9	0.123	
Umbral	3.91	0.123	
Umbral	3.92	0.122	
Umbral	3.93	0.122	
Umbral	3.94	0.122	
Umbral	3.95	0.122	
Umbral	3.96	0.121	
Umbral	3.97	0.121	
Umbral	3.98	0.121	
Umbral	3.99	0.12	
Umbral	4	0.12	
Umbral	4.01	0.12	
Umbral	4.02	0.119	
Umbral	4.03	0.119	
Umbral	4.04	0.119	
Umbral	4.05	0.119	
Umbral	4.06	0.118	
Umbral	4.07	0.118	
Umbral	4.08	0.118	
Umbral	4.09	0.117	
Umbral	4.1	0.117	
Umbral	4.11	0.117	
Umbral	4.12	0.117	
Umbral	4.13	0.116	
Umbral	4.14	0.116	
Umbral	4.15	0.116	
Umbral	4.16	0.115	
Umbral	4.17	0.115	
Umbral	4.18	0.115	
Umbral	4.19	0.115	
Umbral	4.2	0.114	
Umbral	4.21	0.114	
Umbral	4.22	0.114	
Umbral	4.23	0.113	
Umbral	4.24	0.113	
Umbral	4.25	0.113	
Umbral	4.26	0.113	
Umbral	4.27	0.112	
Umbral	4.28	0.112	
Umbral	4.29	0.112	
Umbral	4.3	0.112	
Umbral	4.31	0.111	

Name	Period sec	Acceleration	Damping %
Umbral	4.32	0.111	
Umbral	4.33	0.111	
Umbral	4.34	0.111	
Umbral	4.35	0.11	
Umbral	4.36	0.11	
Umbral	4.37	0.11	
Umbral	4.38	0.11	
Umbral	4.39	0.109	
Umbral	4.4	0.109	
Umbral	4.41	0.109	
Umbral	4.42	0.109	
Umbral	4.43	0.108	
Umbral	4.44	0.108	
Umbral	4.45	0.108	
Umbral	4.46	0.108	
Umbral	4.47	0.107	
Umbral	4.48	0.107	
Umbral	4.49	0.107	
Umbral	4.5	0.107	
Umbral	4.51	0.106	
Umbral	4.52	0.106	
Umbral	4.53	0.106	
Umbral	4.54	0.106	
Umbral	4.55	0.105	
Umbral	4.56	0.105	
Umbral	4.57	0.105	
Umbral	4.58	0.105	
Umbral	4.59	0.105	
Umbral	4.6	0.104	
Umbral	4.61	0.104	
Umbral	4.62	0.104	
Umbral	4.63	0.104	
Umbral	4.64	0.103	
Umbral	4.65	0.103	
Umbral	4.66	0.103	
Umbral	4.67	0.103	
Umbral	4.68	0.103	
Umbral	4.69	0.102	
Umbral	4.7	0.102	
Umbral	4.71	0.102	
Umbral	4.72	0.102	
Umbral	4.73	0.101	
Umbral	4.74	0.101	
Umbral	4.75	0.101	
Umbral	4.76	0.101	
Umbral	4.77	0.101	
Umbral	4.78	0.1	
Umbral	4.79	0.1	
Umbral	4.8	0.1	
Umbral	4.81	0.1	
Umbral	4.82	0.1	
Umbral	4.83	0.099	
Umbral	4.84	0.099	
Umbral	4.85	0.099	
Umbral	4.86	0.099	
Umbral	4.87	0.099	
Umbral	4.88	0.098	
Umbral	4.89	0.098	
Umbral	4.9	0.098	
Umbral	4.91	0.098	

Name	Period sec	Acceleration	Damping %
Umbral	4.92	0.098	
Umbral	4.93	0.097	
Umbral	4.94	0.097	
Umbral	4.95	0.097	
Umbral	4.96	0.097	
Umbral	4.97	0.097	
Umbral	4.98	0.096	
Umbral	4.99	0.096	
Umbral	5	0.096	
Umbral	5.01	0.096	
Umbral	5.02	0.096	
Umbral	5.03	0.095	
Umbral	5.04	0.095	
Umbral	5.05	0.095	
Umbral	5.06	0.095	
Umbral	5.07	0.095	
Umbral	5.08	0.094	
Umbral	5.09	0.094	
Umbral	5.1	0.094	
Umbral	5.11	0.094	
Umbral	5.12	0.094	
Umbral	5.13	0.094	
Umbral	5.14	0.093	
Umbral	5.15	0.093	
Umbral	5.16	0.093	
Umbral	5.17	0.093	
Umbral	5.18	0.093	
Umbral	5.19	0.092	
Umbral	5.2	0.092	
Umbral	5.21	0.092	
Umbral	5.22	0.092	
Umbral	5.23	0.092	
Umbral	5.24	0.092	
Umbral	5.25	0.091	
Umbral	5.26	0.091	
Umbral	5.27	0.091	
Umbral	5.28	0.091	
Umbral	5.29	0.091	
Umbral	5.3	0.091	
Umbral	5.31	0.09	
Umbral	5.32	0.09	
Umbral	5.33	0.09	
Umbral	5.34	0.09	
Umbral	5.35	0.09	
Umbral	5.36	0.09	
Umbral	5.37	0.089	
Umbral	5.38	0.089	
Umbral	5.39	0.089	
Umbral	5.4	0.089	
Umbral	5.41	0.089	
Umbral	5.42	0.089	
Umbral	5.43	0.088	
Umbral	5.44	0.088	
Umbral	5.45	0.088	
Umbral	5.46	0.088	
Umbral	5.47	0.088	
Umbral	5.48	0.088	
Umbral	5.49	0.087	
Umbral	5.5	0.087	
Umbral	5.51	0.087	

Name	Period sec	Acceleration	Damping %
Umbral	5.52	0.087	
Umbral	5.53	0.087	
Umbral	5.54	0.087	
Umbral	5.55	0.086	
Umbral	5.56	0.086	
Umbral	5.57	0.086	
Umbral	5.58	0.086	
Umbral	5.59	0.086	
Umbral	5.6	0.086	
Umbral	5.61	0.086	
Umbral	5.62	0.085	
Umbral	5.63	0.085	
Umbral	5.64	0.085	
Umbral	5.65	0.085	
Umbral	5.66	0.085	
Umbral	5.67	0.085	
Umbral	5.68	0.085	
Umbral	5.69	0.084	
Umbral	5.7	0.084	
Umbral	5.71	0.084	
Umbral	5.72	0.084	
Umbral	5.73	0.084	
Umbral	5.74	0.084	
Umbral	5.75	0.083	
Umbral	5.76	0.083	
Umbral	5.77	0.083	
Umbral	5.78	0.083	
Umbral	5.79	0.083	
Umbral	5.8	0.083	
Umbral	5.81	0.083	
Umbral	5.82	0.082	
Umbral	5.83	0.082	
Umbral	5.84	0.082	
Umbral	5.85	0.082	
Umbral	5.86	0.082	
Umbral	5.87	0.082	
Umbral	5.88	0.082	
Umbral	5.89	0.081	
Umbral	5.9	0.081	
Umbral	5.91	0.081	
Umbral	5.92	0.081	
Umbral	5.93	0.081	
Umbral	5.94	0.081	
Umbral	5.95	0.081	
Umbral	5.96	0.081	
Umbral	5.97	0.08	
Umbral	5.98	0.08	
Umbral	5.99	0.08	
Umbral	6	0.08	
Umbral	6.01	0.08	
Umbral	6.02	0.08	
Umbral	6.03	0.08	
Umbral	6.04	0.079	
Umbral	6.05	0.079	
Umbral	6.06	0.079	
Umbral	6.07	0.079	
Umbral	6.08	0.079	
Umbral	6.09	0.079	
Umbral	6.1	0.079	
Umbral	6.11	0.079	

Name	Period sec	Acceleration	Damping %
Umbral	6.12	0.078	
Umbral	6.13	0.078	
Umbral	6.14	0.078	
Umbral	6.15	0.078	
Umbral	6.16	0.078	
Umbral	6.17	0.078	
Umbral	6.18	0.078	
Umbral	6.19	0.078	
Umbral	6.2	0.077	
Umbral	6.21	0.077	
Umbral	6.22	0.077	
Umbral	6.23	0.077	
Umbral	6.24	0.077	
Umbral	6.25	0.077	
Umbral	6.26	0.077	
Umbral	6.27	0.077	
Umbral	6.28	0.076	
Umbral	6.29	0.076	
Umbral	6.3	0.076	
Umbral	6.31	0.076	
Umbral	6.32	0.076	
Umbral	6.33	0.076	
Umbral	6.34	0.076	
Umbral	6.35	0.076	
Umbral	6.36	0.075	
Umbral	6.37	0.075	
Umbral	6.38	0.075	
Umbral	6.39	0.075	
Umbral	6.4	0.075	
Umbral	6.41	0.075	
Umbral	6.42	0.075	
Umbral	6.43	0.075	
Umbral	6.44	0.075	
Umbral	6.45	0.074	
Umbral	6.46	0.074	
Umbral	6.47	0.074	
Umbral	6.48	0.074	
Umbral	6.49	0.074	
Umbral	6.5	0.074	
Umbral	6.51	0.074	
Umbral	6.52	0.074	
Umbral	6.53	0.074	
Umbral	6.54	0.073	
Umbral	6.55	0.073	
Umbral	6.56	0.073	
Umbral	6.57	0.073	
Umbral	6.58	0.073	
Umbral	6.59	0.073	
Umbral	6.6	0.073	
Umbral	6.61	0.073	
Umbral	6.62	0.073	
Umbral	6.63	0.072	
Umbral	6.64	0.072	
Umbral	6.65	0.072	
Umbral	6.66	0.072	
Umbral	6.67	0.072	
Umbral	6.68	0.072	
Umbral	6.69	0.072	
Umbral	6.7	0.072	
Umbral	6.71	0.072	

Name	Period sec	Acceleration	Damping %
Umbral	6.72	0.071	
Umbral	6.73	0.071	
Umbral	6.74	0.071	
Umbral	6.75	0.071	
Umbral	6.76	0.071	
Umbral	6.77	0.071	
Umbral	6.78	0.071	
Umbral	6.79	0.071	
Umbral	6.8	0.071	
Umbral	6.81	0.07	
Umbral	6.82	0.07	
Umbral	6.83	0.07	
Umbral	6.84	0.07	
Umbral	6.85	0.07	
Umbral	6.86	0.07	
Umbral	6.87	0.07	
Umbral	6.88	0.07	
Umbral	6.89	0.07	
Umbral	6.9	0.07	
Umbral	6.91	0.069	
Umbral	6.92	0.069	
Umbral	6.93	0.069	
Umbral	6.94	0.069	
Umbral	6.95	0.069	
Umbral	6.96	0.069	
Umbral	6.97	0.069	
Umbral	6.98	0.069	
Umbral	6.99	0.069	
Umbral	7	0.069	
Umbral	7.01	0.068	
Umbral	7.02	0.068	
Umbral	7.03	0.068	
Umbral	7.04	0.068	
Umbral	7.05	0.068	
Umbral	7.06	0.068	
Umbral	7.07	0.068	
Umbral	7.08	0.068	
Umbral	7.09	0.068	
Umbral	7.1	0.068	
Umbral	7.11	0.068	
Umbral	7.12	0.067	
Umbral	7.13	0.067	
Umbral	7.14	0.067	
Umbral	7.15	0.067	
Umbral	7.16	0.067	
Umbral	7.17	0.067	
Umbral	7.18	0.067	
Umbral	7.19	0.067	
Umbral	7.2	0.067	
Umbral	7.21	0.067	
Umbral	7.22	0.066	
Umbral	7.23	0.066	
Umbral	7.24	0.066	
Umbral	7.25	0.066	
Umbral	7.26	0.066	
Umbral	7.27	0.066	
Umbral	7.28	0.066	
Umbral	7.29	0.066	
Umbral	7.3	0.066	
Umbral	7.31	0.066	

Name	Period sec	Acceleration	Damping %
Umbral	7.32	0.066	
Umbral	7.33	0.065	
Umbral	7.34	0.065	
Umbral	7.35	0.065	
Umbral	7.36	0.065	
Umbral	7.37	0.065	
Umbral	7.38	0.065	
Umbral	7.39	0.065	
Umbral	7.4	0.065	
Umbral	7.41	0.065	
Umbral	7.42	0.065	
Umbral	7.43	0.065	
Umbral	7.44	0.065	
Umbral	7.45	0.064	
Umbral	7.46	0.064	
Umbral	7.47	0.064	
Umbral	7.48	0.064	
Umbral	7.49	0.064	
Umbral	7.5	0.064	

4.4 Load Cases

Table 4.5 - Load Cases - Summary

Name	Type
D	Linear Static
L	Linear Static
LR	Linear Static
EX	Response Spectrum
EY	Response Spectrum
DISX	Response Spectrum
DISY	Response Spectrum
W	Linear Static
G	Linear Static
DERUX	Response Spectrum
DERUY	Response Spectrum

4.5 Load Combinations

Table 4.6 - Load Combinations

Name	Load Case/Combo	Scale Factor	Type	Auto
COMB1	D	1.4	Linear Add	No
COMB2	D	1.2	Linear Add	No
COMB2	L	1.6		No
COMB2	LR	0.5		No
COMB3	D	1.2	Linear Add	No
COMB3	L	1		No
COMB3	LR	1.6		No
COMB4	D	1.2	Linear Add	No
COMB4	L	1		No
COMB4	LR	0.5		No
COMB5	D	1.2	Linear Add	No
COMB5	L	1		No
COMB5	DISX	1		No
COMB5	DISY	0.3		No
COMB6	D	1.2	Linear Add	No
COMB6	L	1		No

Name	Load Case/Combo	Scale Factor	Type	Auto
COMB6	DISY	1		No
COMB6	DISX	0.3		No
COMB7	D	0.9	Linear Add	No
COMB7	DISY	1		No
COMB7	DISX	0.3		No
COMB8	D	0.9	Linear Add	No
COMB8	DISY	0.3		No
COMB8	DISX	1		No
ENVE	COMB1	1	Envelope	No
ENVE	COMB2	1		No
ENVE	COMB3	1		No
ENVE	COMB4	1		No
ENVE	COMB5	1		No
ENVE	COMB6	1		No
ENVE	COMB7	1		No
ENVE	COMB8	1		No
CIM01	D	1	Linear Add	No
CIM02	D	1	Linear Add	No
CIM02	L	1		No
CIM03	D	1	Linear Add	No
CIM03	LR	1		No
CIM04	D	1	Linear Add	No
CIM04	L	0.75		No
CIM04	LR	0.75		No
CIM05	D	1	Linear Add	No
CIM05	DISX	0.7		No
CIM05	DISY	0.21		No
CIM06	D	1	Linear Add	No
CIM06	DISX	0.21		No
CIM06	DISY	0.7		No
CIM07	D	1	Linear Add	No
CIM07	DISX	0.53		No
CIM07	DISY	0.16		No
CIM07	L	0.75		No
CIM07	LR	0.75		No
CIM08	D	1	Linear Add	No
CIM08	DISX	0.16		No
CIM08	DISY	0.53		No
CIM08	L	0.75		No
CIM08	LR	0.75		No
DER01	D	1.4	Linear Add	No
DER02	D	1.2	Linear Add	No
DER02	L	1.6		No
DER02	LR	0.5		No
DER03	D	1.2	Linear Add	No
DER03	L	1		No
DER03	LR	1.6		No
DER04	D	1.2	Linear Add	No
DER04	L	1		No
DER04	LR	0.5		No
DER05	D	1.2	Linear Add	No
DER05	L	1		No
DER05	EX	1		No
DER06	D	1.2	Linear Add	No
DER06	L	1		No
DER06	EY	1		No
DER07	D	0.9	Linear Add	No
DER07	EX	1		No
DER08	D	0.9	Linear Add	No
DER08	EY	1		No

Name	Load Case/Combo	Scale Factor	Type	Auto
DERUD01	D	1.4	Linear Add	No
DERUD02	D	1.2	Linear Add	No
DERUD02	L	1.6		No
DERUD02	LR	0.5		No
DERUD03	D	1.2	Linear Add	No
DERUD03	L	1		No
DERUD03	LR	1.6		No
DERUD04	D	1.2	Linear Add	No
DERUD04	L	1		No
DERUD04	LR	0.5		No
DERUD05	D	1.2	Linear Add	No
DERUD05	L	1		No
DERUD05	DERUX	1		No
DERUD06	D	1.2	Linear Add	No
DERUD06	L	1		No
DERUD06	DERUY	1		No
DERUD07	D	0.9	Linear Add	No
DERUD07	DERUX	1		No
DERUD08	D	0.9	Linear Add	No
DERUD08	DERUY	1		No
VIG01	D	1.2	Linear Add	No
VIG01	L	1		No
VIG01	DISX	2		No
VIG01	DISY	0.6		No
VIG02	D	1.2	Linear Add	No
VIG02	L	1		No
VIG02	DISX	0.6		No
VIG02	DISY	2		No
VIG03	D	0.9	Linear Add	No
VIG03	DISX	2		No
VIG03	DISY	0.6		No
VIG04	D	0.9	Linear Add	No
VIG04	DISX	0.6		No
VIG04	DISY	2		No
COL1	D	1.2	Linear Add	No
COL1	L	1		No
COL1	DISX	3		No
COL1	DISY	0.9		No
COL2	D	1.2	Linear Add	No
COL2	L	1		No
COL2	DISX	0.9		No
COL2	DISY	3		No
COL3	D	0.9	Linear Add	No
COL3	DISX	3		No
COL3	DISY	0.9		No
COL4	D	0.9	Linear Add	No
COL4	DISX	0.9		No
COL4	DISY	3		No
CIM09	D	0.6	Linear Add	No
CIM09	DISX	0.7		No
CIM09	DISY	0.21		No
CIM10	D	0.6	Linear Add	No
CIM10	DISX	0.21		No
CIM10	DISY	0.7		No
COMB9	D	1.2	Linear Add	No
COMB9	L	1.6		No
COMB9	G	0.5		No
COMB10	D	1.2	Linear Add	No
COMB10	L	1		No
COMB10	G	1.6		No

Name	Load Case/Combo	Scale Factor	Type	Auto
COMB11	D	1.2	Linear Add	No
COMB11	L	1		No
COMB11	G	0.5		No
DER09	D	1.2	Linear Add	No
DER09	L	1.6		No
DER09	G	0.5		No
DER10	D	1.2	Linear Add	No
DER10	L	1		No
DER10	G	1.6		No
DER11	D	1.2	Linear Add	No
DER11	L	1		No
DER11	G	0.5		No
DERUD09	D	1.2	Linear Add	No
DERUD09	L	1.6		No
DERUD09	G	0.5		No
DERUD10	D	1.2	Linear Add	No
DERUD10	L	1		No
DERUD10	G	1.6		No
DERUD11	D	1.2	Linear Add	No
DERUD11	L	1		No
DERUD11	G	0.5		No
CIM11	D	1	Linear Add	No
CIM11	G	1		No
CIM12	D	1	Linear Add	No
CIM12	G	0.75		No
CIM12	L	0.75		No
CIM13	D	1	Linear Add	No
CIM13	G	0.75		No
CIM13	L	0.75		No
CIM13	DISX	0.53		No
CIM13	DISY	0.16		No
CIM14	D	1	Linear Add	No
CIM14	G	0.75		No
CIM14	L	0.75		No
CIM14	DISX	0.16		No
CIM14	DISY	0.53		No
CIM15	D	0.6	Linear Add	No

5 Analysis Results

This chapter provides analysis results.

5.1 Structure Results

Table 5.1 - Base Reactions

Load Case/Combo	FX kN	FY kN	FZ kN	MX kN-m	MY kN-m	MZ kN-m	X m	Y m	Z m
D	0	0	574.5432	1056.1004	-3217.4419	0	0	0	0
L	0	0	53.76	-64.6649	-301.056	0	0	0	0
LR	0	0	45.92	188.2732	-257.152	0	0	0	0
EX Max	548.781	0	0	0	1789.1262	2637.8352	0	0	0
EY Max	0	551.0487	0	1796.2297	0	3085.8729	0	0	0
DISX Max	171.4941	0	0	0	559.1019	824.3235	0	0	0
DISY Max	0	172.2027	0	561.3218	0	964.3353	0	0	0
W	0	0	0	0	0	0	0	0	0
G	0	0	118.72	344.2139	-664.832	0	0	0	0
DERUX Max	84.6295	0	0	0	275.9424	355.5259	0	0	0
DERUY Max	0	93.8951	0	306.0657	0	525.8124	0	0	0
COMB1	0	0	804.3605	1478.5406	-4504.4187	0	0	0	0
COMB2	0	0	798.4278	1257.9932	-4471.1959	0	0	0	0
COMB3	0	0	816.6838	1503.8927	-4573.4295	0	0	0	0
COMB4	0	0	766.1718	1296.7922	-4290.5623	0	0	0	0
COMB5 Max	171.4941	51.6608	743.2118	1371.0521	-3602.8844	1113.6241	0	0	0
COMB5 Min	-171.4941	-51.6608	743.2118	1034.2591	-4721.0882	-1113.6241	0	0	0
COMB6 Max	51.4482	172.2027	743.2118	1763.9774	-3994.2557	1211.6323	0	0	0
COMB6 Min	-51.4482	-172.2027	743.2118	641.3338	-4329.7169	-1211.6323	0	0	0
COMB7 Max	51.4482	172.2027	517.0889	1511.8122	-2727.9671	1211.6323	0	0	0
COMB7 Min	-51.4482	-172.2027	517.0889	389.1686	-3063.4283	-1211.6323	0	0	0
COMB8 Max	171.4941	51.6608	517.0889	1118.8869	-2336.5958	1113.6241	0	0	0
COMB8 Min	-171.4941	-51.6608	517.0889	782.0939	-3454.7997	-1113.6241	0	0	0
ENVE Max	171.4941	172.2027	816.6838	1763.9774	-2336.5958	1211.6323	0	0	0
ENVE Min	-171.4941	-172.2027	517.0889	389.1686	-4721.0882	-1211.6323	0	0	0
CIM01	0	0	574.5432	1056.1004	-3217.4419	0	0	0	0
CIM02	0	0	628.3032	991.4355	-3518.4979	0	0	0	0
CIM03	0	0	620.4632	1244.3736	-3474.5939	0	0	0	0
CIM04	0	0	649.3032	1148.8066	-3636.0979	0	0	0	0
CIM05 Max	120.0458	36.1626	574.5432	1173.978	-2826.0706	779.5369	0	0	0
CIM05 Min	-120.0458	-36.1626	574.5432	938.2229	-3608.8133	-779.5369	0	0	0
CIM06 Max	36.0138	120.5419	574.5432	1449.0257	-3100.0305	848.1426	0	0	0
CIM06 Min	-36.0138	-120.5419	574.5432	663.1752	-3334.8533	-848.1426	0	0	0
CIM07 Max	90.8919	27.5524	649.3032	1238.6181	-3339.7739	591.1851	0	0	0
CIM07 Min	-90.8919	-27.5524	649.3032	1058.9951	-3932.4219	-591.1851	0	0	0
CIM08 Max	27.4391	91.2674	649.3032	1446.3071	-3546.6416	642.9895	0	0	0
CIM08 Min	-27.4391	-91.2674	649.3032	851.3061	-3725.5542	-642.9895	0	0	0
DER01	0	0	804.3605	1478.5406	-4504.4187	0	0	0	0
DER02	0	0	798.4278	1257.9932	-4471.1959	0	0	0	0
DER03	0	0	816.6838	1503.8927	-4573.4295	0	0	0	0
DER04	0	0	766.1718	1296.7922	-4290.5623	0	0	0	0
DER05 Max	548.781	0	743.2118	1202.6556	-2372.8601	2637.8352	0	0	0
DER05 Min	-548.781	0	743.2118	1202.6556	-5951.1125	-2637.8352	0	0	0
DER06 Max	0	551.0487	743.2118	2998.8852	-4161.9863	3085.8729	0	0	0
DER06 Min	0	-551.0487	743.2118	-593.5741	-4161.9863	-3085.8729	0	0	0
DER07 Max	548.781	0	517.0889	950.4904	-1106.5716	2637.8352	0	0	0
DER07 Min	-548.781	0	517.0889	950.4904	-4684.8239	-2637.8352	0	0	0
DER08 Max	0	551.0487	517.0889	2746.7201	-2895.6977	3085.8729	0	0	0
DER08 Min	0	-551.0487	517.0889	-845.7393	-2895.6977	-3085.8729	0	0	0
DERUD01	0	0	804.3605	1478.5406	-4504.4187	0	0	0	0
DERUD02	0	0	798.4278	1257.9932	-4471.1959	0	0	0	0
DERUD03	0	0	816.6838	1503.8927	-4573.4295	0	0	0	0
DERUD04	0	0	766.1718	1296.7922	-4290.5623	0	0	0	0
DERUD05 Max	84.6295	0	743.2118	1202.6556	-3886.0439	355.5259	0	0	0

Load Case/Combo	FX kN	FY kN	FZ kN	MX kN-m	MY kN-m	MZ kN-m	X m	Y m	Z m
DERUD05 Min	-84.6295	0	743.2118	1202.6556	-4437.9287	-355.5259	0	0	0
DERUD06 Max	0	93.8951	743.2118	1508.7213	-4161.9863	525.8124	0	0	0
DERUD06 Min	0	-93.8951	743.2118	896.5899	-4161.9863	-525.8124	0	0	0
DERUD07 Max	84.6295	0	517.0889	950.4904	-2619.7553	355.5259	0	0	0
DERUD07 Min	-84.6295	0	517.0889	950.4904	-3171.6402	-355.5259	0	0	0
DERUD08 Max	0	93.8951	517.0889	1256.5561	-2895.6977	525.8124	0	0	0
DERUD08 Min	0	-93.8951	517.0889	644.4247	-2895.6977	-525.8124	0	0	0
VIG01 Max	342.9881	103.3216	743.2118	1539.4486	-3043.7824	2227.2482	0	0	0
VIG01 Min	-342.9881	-103.3216	743.2118	865.8625	-5280.1902	-2227.2482	0	0	0
VIG02 Max	102.8964	344.4055	743.2118	2325.2991	-3826.5251	2423.2647	0	0	0
VIG02 Min	-102.8964	-344.4055	743.2118	80.012	-4497.4475	-2423.2647	0	0	0
VIG03 Max	342.9881	103.3216	517.0889	1287.2835	-1777.4939	2227.2482	0	0	0
VIG03 Min	-342.9881	-103.3216	517.0889	613.6973	-4013.9016	-2227.2482	0	0	0
VIG04 Max	102.8964	344.4055	517.0889	2073.1339	-2560.2366	2423.2647	0	0	0
VIG04 Min	-102.8964	-344.4055	517.0889	-172.1531	-3231.1589	-2423.2647	0	0	0
COL1 Max	514.4822	154.9825	743.2118	1707.8452	-2484.6805	3340.8722	0	0	0
COL1 Min	-514.4822	-154.9825	743.2118	697.466	-5839.2921	-3340.8722	0	0	0
COL2 Max	154.3447	516.6082	743.2118	2886.6209	-3658.7946	3634.897	0	0	0
COL2 Min	-154.3447	-516.6082	743.2118	-481.3097	-4665.178	-3634.897	0	0	0
COL3 Max	514.4822	154.9825	517.0889	1455.68	-1218.3919	3340.8722	0	0	0
COL3 Min	-514.4822	-154.9825	517.0889	445.3008	-4573.0035	-3340.8722	0	0	0
COL4 Max	154.3447	516.6082	517.0889	2634.4557	-2392.506	3634.897	0	0	0
COL4 Min	-154.3447	-516.6082	517.0889	-733.4749	-3398.8895	-3634.897	0	0	0
CIM09 Max	120.0458	36.1626	344.7259	751.5378	-1539.0938	779.5369	0	0	0
CIM09 Min	-120.0458	-36.1626	344.7259	515.7827	-2321.8365	-779.5369	0	0	0
CIM10 Max	36.0138	120.5419	344.7259	1026.5855	-1813.0537	848.1426	0	0	0
CIM10 Min	-36.0138	-120.5419	344.7259	240.735	-2047.8766	-848.1426	0	0	0
COMB9	0	0	834.8278	1335.9636	-4675.0359	0	0	0	0
COMB10	0	0	933.1638	1753.3978	-5225.7175	0	0	0	0
COMB11	0	0	802.5718	1374.7625	-4494.4023	0	0	0	0
DER09	0	0	834.8278	1335.9636	-4675.0359	0	0	0	0
DER10	0	0	933.1638	1753.3978	-5225.7175	0	0	0	0
DER11	0	0	802.5718	1374.7625	-4494.4023	0	0	0	0
DERUD09	0	0	834.8278	1335.9636	-4675.0359	0	0	0	0
DERUD10	0	0	933.1638	1753.3978	-5225.7175	0	0	0	0
DERUD11	0	0	802.5718	1374.7625	-4494.4023	0	0	0	0
CIM11	0	0	693.2632	1400.3143	-3882.2739	0	0	0	0
CIM12	0	0	703.9032	1265.7621	-3941.8579	0	0	0	0
CIM13 Max	90.8919	27.5524	703.9032	1355.5736	-3645.5339	591.1851	0	0	0
CIM13 Min	-90.8919	-27.5524	703.9032	1175.9507	-4238.1819	-591.1851	0	0	0
CIM14 Max	27.4391	91.2674	703.9032	1563.2627	-3852.4016	642.9895	0	0	0
CIM14 Min	-27.4391	-91.2674	703.9032	968.2616	-4031.3142	-642.9895	0	0	0
CIM15	0	0	344.7259	633.6603	-1930.4652	0	0	0	0

Table 5.2 - Centers of Mass and Rigidity

Story	Diaphragm	Mass X kg	Mass Y kg	XCM m	YCM m	Cumulative X kg	Cumulative Y kg	XCCM m	YCCM m	XCR m	YCR m
N1	D1	41809.44	41809.44	5.6	-0.7098	41809.44	41809.44	5.6	-0.7098	5.6	3.2149

Table 5.3 - Diaphragm Center of Mass Displacements

Story	Diaphragm	Load Case/Combo	UX mm	UY mm	RZ rad	Point	X m	Y m	Z m
N1	D1	D	0	-1.1	0	1	5.6	-0.7098	3.25
N1	D1	L	0	-0.3	0	1	5.6	-0.7098	3.25
N1	D1	LR	0	0.003994	0	1	5.6	-0.7098	3.25
N1	D1	EX Max	13.6	0	0.001397	1	5.6	-0.7098	3.25
N1	D1	EY Max	0	9.9	0	1	5.6	-0.7098	3.25
N1	D1	DISX Max	4.3	0	0.000437	1	5.6	-0.7098	3.25
N1	D1	DISY Max	0	3.1	0	1	5.6	-0.7098	3.25

Story	Diaphragm	Load Case/Combo	UX mm	UY mm	RZ rad	Point	X m	Y m	Z m
N1	D1	W	0	0	0	1	5.6	-0.7098	3.25
N1	D1	G	0	-0.1	0	1	5.6	-0.7098	3.25
N1	D1	DERUX Max	2.2	0	0.000218	1	5.6	-0.7098	3.25
N1	D1	DERUY Max	0	1.7	0	1	5.6	-0.7098	3.25
N1	D1	COMB1	0	-1.6	0	1	5.6	-0.7098	3.25
N1	D1	COMB2	0	-1.8	0	1	5.6	-0.7098	3.25
N1	D1	COMB3	0	-1.6	0	1	5.6	-0.7098	3.25
N1	D1	COMB4	0	-1.6	0	1	5.6	-0.7098	3.25
N1	D1	COMB5 Max	4.3	-0.7	0.000437	1	5.6	-0.7098	3.25
N1	D1	COMB5 Min	-4.3	-2.6	-0.000437	1	5.6	-0.7098	3.25
N1	D1	COMB6 Max	1.3	1.4	0.000131	1	5.6	-0.7098	3.25
N1	D1	COMB6 Min	-1.3	-4.7	-0.000131	1	5.6	-0.7098	3.25
N1	D1	COMB7 Max	1.3	2.1	0.000131	1	5.6	-0.7098	3.25
N1	D1	COMB7 Min	-1.3	-4.1	-0.000131	1	5.6	-0.7098	3.25
N1	D1	COMB8 Max	4.3	-0.1	0.000437	1	5.6	-0.7098	3.25
N1	D1	COMB8 Min	-4.3	-2	-0.000437	1	5.6	-0.7098	3.25
N1	D1	ENVE Max	4.3	2.1	0.000437	1	5.6	-0.7098	3.25
N1	D1	ENVE Min	-4.3	-4.7	-0.000437	1	5.6	-0.7098	3.25
N1	D1	CIM01	0	-1.1	0	1	5.6	-0.7098	3.25
N1	D1	CIM02	0	-1.4	0	1	5.6	-0.7098	3.25
N1	D1	CIM03	0	-1.1	0	1	5.6	-0.7098	3.25
N1	D1	CIM04	0	-1.3	0	1	5.6	-0.7098	3.25
N1	D1	CIM05 Max	3	-0.5	0.000306	1	5.6	-0.7098	3.25
N1	D1	CIM05 Min	-3	-1.8	-0.000306	1	5.6	-0.7098	3.25
N1	D1	CIM06 Max	0.9	1	9.2E-05	1	5.6	-0.7098	3.25
N1	D1	CIM06 Min	-0.9	-3.3	-9.2E-05	1	5.6	-0.7098	3.25
N1	D1	CIM07 Max	2.3	-0.9	0.000231	1	5.6	-0.7098	3.25
N1	D1	CIM07 Min	-2.3	-1.8	-0.000231	1	5.6	-0.7098	3.25
N1	D1	CIM08 Max	0.7	0.3	7E-05	1	5.6	-0.7098	3.25
N1	D1	CIM08 Min	-0.7	-3	-7E-05	1	5.6	-0.7098	3.25
N1	D1	DER01	0	-1.6	0	1	5.6	-0.7098	3.25
N1	D1	DER02	0	-1.8	0	1	5.6	-0.7098	3.25
N1	D1	DER03	0	-1.6	0	1	5.6	-0.7098	3.25
N1	D1	DER04	0	-1.6	0	1	5.6	-0.7098	3.25
N1	D1	DER05 Max	13.6	-1.6	0.001397	1	5.6	-0.7098	3.25
N1	D1	DER05 Min	-13.6	-1.6	-0.001397	1	5.6	-0.7098	3.25
N1	D1	DER06 Max	0	8.3	0	1	5.6	-0.7098	3.25
N1	D1	DER06 Min	0	-11.6	0	1	5.6	-0.7098	3.25
N1	D1	DER07 Max	13.6	-1	0.001397	1	5.6	-0.7098	3.25
N1	D1	DER07 Min	-13.6	-1	-0.001397	1	5.6	-0.7098	3.25
N1	D1	DER08 Max	0	8.9	0	1	5.6	-0.7098	3.25
N1	D1	DER08 Min	0	-10.9	0	1	5.6	-0.7098	3.25
N1	D1	DERUD01	0	-1.6	0	1	5.6	-0.7098	3.25
N1	D1	DERUD02	0	-1.8	0	1	5.6	-0.7098	3.25
N1	D1	DERUD03	0	-1.6	0	1	5.6	-0.7098	3.25
N1	D1	DERUD04	0	-1.6	0	1	5.6	-0.7098	3.25
N1	D1	DERUD05 Max	2.2	-1.6	0.000218	1	5.6	-0.7098	3.25
N1	D1	DERUD05 Min	-2.2	-1.6	-0.000218	1	5.6	-0.7098	3.25
N1	D1	DERUD06 Max	0	0.04009	0	1	5.6	-0.7098	3.25
N1	D1	DERUD06 Min	0	-3.3	0	1	5.6	-0.7098	3.25
N1	D1	DERUD07 Max	2.2	-1	0.000218	1	5.6	-0.7098	3.25
N1	D1	DERUD07 Min	-2.2	-1	-0.000218	1	5.6	-0.7098	3.25
N1	D1	DERUD08 Max	0	0.7	0	1	5.6	-0.7098	3.25
N1	D1	DERUD08 Min	0	-2.7	0	1	5.6	-0.7098	3.25
N1	D1	VIG01 Max	8.5	0.2	0.000873	1	5.6	-0.7098	3.25
N1	D1	VIG01 Min	-8.5	-3.5	-0.000873	1	5.6	-0.7098	3.25
N1	D1	VIG02 Max	2.6	4.5	0.000262	1	5.6	-0.7098	3.25
N1	D1	VIG02 Min	-2.6	-7.8	-0.000262	1	5.6	-0.7098	3.25
N1	D1	VIG03 Max	8.5	0.8	0.000873	1	5.6	-0.7098	3.25
N1	D1	VIG03 Min	-8.5	-2.9	-0.000873	1	5.6	-0.7098	3.25

Story	Diaphragm	Load Case/Combo	UX mm	UY mm	RZ rad	Point	X m	Y m	Z m
N1	D1	VIG04 Max	2.6	5.2	0.000262	1	5.6	-0.7098	3.25
N1	D1	VIG04 Min	-2.6	-7.2	-0.000262	1	5.6	-0.7098	3.25
N1	D1	COL1 Max	12.8	1.1	0.00131	1	5.6	-0.7098	3.25
N1	D1	COL1 Min	-12.8	-4.4	-0.00131	1	5.6	-0.7098	3.25
N1	D1	COL2 Max	3.8	7.6	0.000393	1	5.6	-0.7098	3.25
N1	D1	COL2 Min	-3.8	-10.9	-0.000393	1	5.6	-0.7098	3.25
N1	D1	COL3 Max	12.8	1.8	0.00131	1	5.6	-0.7098	3.25
N1	D1	COL3 Min	-12.8	-3.8	-0.00131	1	5.6	-0.7098	3.25
N1	D1	COL4 Max	3.8	8.3	0.000393	1	5.6	-0.7098	3.25
N1	D1	COL4 Min	-3.8	-10.3	-0.000393	1	5.6	-0.7098	3.25
N1	D1	CIM09 Max	3	-0.03091	0.000306	1	5.6	-0.7098	3.25
N1	D1	CIM09 Min	-3	-1.3	-0.000306	1	5.6	-0.7098	3.25
N1	D1	CIM10 Max	0.9	1.5	9.2E-05	1	5.6	-0.7098	3.25
N1	D1	CIM10 Min	-0.9	-2.9	-9.2E-05	1	5.6	-0.7098	3.25
N1	D1	COMB9	0	-1.9	0	1	5.6	-0.7098	3.25
N1	D1	COMB10	0	-1.9	0	1	5.6	-0.7098	3.25
N1	D1	COMB11	0	-1.7	0	1	5.6	-0.7098	3.25
N1	D1	DER09	0	-1.9	0	1	5.6	-0.7098	3.25
N1	D1	DER10	0	-1.9	0	1	5.6	-0.7098	3.25
N1	D1	DER11	0	-1.7	0	1	5.6	-0.7098	3.25
N1	D1	DERUD09	0	-1.9	0	1	5.6	-0.7098	3.25
N1	D1	DERUD10	0	-1.9	0	1	5.6	-0.7098	3.25
N1	D1	DERUD11	0	-1.7	0	1	5.6	-0.7098	3.25
N1	D1	CIM11	0	-1.3	0	1	5.6	-0.7098	3.25
N1	D1	CIM12	0	-1.5	0	1	5.6	-0.7098	3.25
N1	D1	CIM13 Max	2.3	-1	0.000231	1	5.6	-0.7098	3.25
N1	D1	CIM13 Min	-2.3	-1.9	-0.000231	1	5.6	-0.7098	3.25
N1	D1	CIM14 Max	0.7	0.2	7E-05	1	5.6	-0.7098	3.25
N1	D1	CIM14 Min	-0.7	-3.1	-7E-05	1	5.6	-0.7098	3.25
N1	D1	CIM15	0	-0.7	0	1	5.6	-0.7098	3.25

5.2 Story Results

Table 5.4 - Story Max/Avg Displacements

Story	Load Case/Combo	Direction	Maximum mm	Average mm	Ratio
N1	D	Y	1.1	1.1	1
N1	L	Y	0.3	0.3	1
N1	LR	Y	0.003994	0.003994	1
N1	EX Max	X	12.8	12.8	1
N1	EX Max	Y	7.8	3.9	2
N1	EY Max	Y	9.9	9.9	1
N1	DISX Max	X	4	4	1
N1	DISX Max	Y	2.4	1.2	2
N1	DISY Max	Y	3.1	3.1	1
N1	G	Y	0.1	0.1	1
N1	DERUX Max	X	2.1	2.1	1
N1	DERUX Max	Y	1.2	0.6	2
N1	DERUY Max	Y	1.7	1.7	1
N1	COMB1	Y	1.6	1.6	1
N1	COMB2	Y	1.8	1.8	1
N1	COMB3	Y	1.6	1.6	1
N1	COMB4	Y	1.6	1.6	1
N1	COMB5 Max	X	4	4	1
N1	COMB5 Max	Y	1.7	0.5	3.432
N1	COMB5 Min	X	4	4	1
N1	COMB5 Min	Y	5	3.8	1.322
N1	COMB6 Max	X	1.2	1.2	1
N1	COMB6 Max	Y	2.2	1.8	1.202
N1	COMB6 Min	X	1.2	1.2	1
N1	COMB6 Min	Y	5.5	5.1	1.072

Story	Load Case/Combo	Direction	Maximum mm	Average mm	Ratio
N1	COMB7 Max	X	1.2	1.2	1
N1	COMB7 Max	Y	2.8	2.4	1.15
N1	COMB7 Min	X	1.2	1.2	1
N1	COMB7 Min	Y	4.9	4.5	1.082
N1	COMB8 Max	X	4	4	1
N1	COMB8 Max	Y	2.4	1.1	2.082
N1	COMB8 Min	X	4	4	1
N1	COMB8 Min	Y	4.4	3.2	1.385
N1	ENVE Max	X	4	4	1
N1	ENVE Max	Y	2.8	2.4	1.15
N1	ENVE Min	X	4	4	1
N1	ENVE Min	Y	5.5	5.1	1.072
N1	CIM01	Y	1.1	1.1	1
N1	CIM02	Y	1.4	1.4	1
N1	CIM03	Y	1.1	1.1	1
N1	CIM04	Y	1.3	1.3	1
N1	CIM05 Max	X	2.8	2.8	1
N1	CIM05 Max	Y	1.2	0.4	3.31
N1	CIM05 Min	X	2.8	2.8	1
N1	CIM05 Min	Y	3.5	2.6	1.324
N1	CIM06 Max	X	0.8	0.8	1
N1	CIM06 Max	Y	1.5	1.3	1.199
N1	CIM06 Min	X	0.8	0.8	1
N1	CIM06 Min	Y	3.8	3.6	1.072
N1	CIM07 Max	X	2.1	2.1	1
N1	CIM07 Min	X	2.1	2.1	1
N1	CIM07 Min	Y	3.1	2.5	1.26
N1	CIM08 Max	X	0.6	0.6	1
N1	CIM08 Max	Y	0.7	0.5	1.399
N1	CIM08 Min	X	0.6	0.6	1
N1	CIM08 Min	Y	3.4	3.2	1.061
N1	DER01	Y	1.6	1.6	1
N1	DER02	Y	1.8	1.8	1
N1	DER03	Y	1.6	1.6	1
N1	DER04	Y	1.6	1.6	1
N1	DER05 Max	X	12.8	12.8	1
N1	DER05 Max	Y	6.2	2.3	2.729
N1	DER05 Min	X	12.8	12.8	1
N1	DER05 Min	Y	9.5	5.6	1.703
N1	DER06 Max	Y	8.3	8.3	1
N1	DER06 Min	Y	11.6	11.6	1
N1	DER07 Max	X	12.8	12.8	1
N1	DER07 Max	Y	6.8	2.9	2.354
N1	DER07 Min	X	12.8	12.8	1
N1	DER07 Min	Y	8.8	4.9	1.793
N1	DER08 Max	Y	8.9	8.9	1
N1	DER08 Min	Y	10.9	10.9	1
N1	DERUD01	Y	1.6	1.6	1
N1	DERUD02	Y	1.8	1.8	1
N1	DERUD03	Y	1.6	1.6	1
N1	DERUD04	Y	1.6	1.6	1
N1	DERUD05 Max	X	2.1	2.1	1
N1	DERUD05 Max	Y	1.6	1	1.589
N1	DERUD05 Min	X	2.1	2.1	1
N1	DERUD05 Min	Y	2.9	2.3	1.27
N1	DERUD06 Max	Y	0.04009	0.04009	1
N1	DERUD06 Min	Y	3.3	3.3	1
N1	DERUD07 Max	X	2.1	2.1	1
N1	DERUD07 Max	Y	1	0.4	2.488
N1	DERUD07 Min	X	2.1	2.1	1

Story	Load Case/Combo	Direction	Maximum mm	Average mm	Ratio
N1	DERUD07 Min	Y	2.2	1.6	1.374
N1	DERUD08 Max	Y	0.7	0.7	1
N1	DERUD08 Min	Y	2.7	2.7	1
N1	VIG01 Max	X	8	8	1
N1	VIG01 Max	Y	5.1	2.7	1.921
N1	VIG01 Min	X	8	8	1
N1	VIG01 Min	Y	8.4	6	1.411
N1	VIG02 Max	X	2.4	2.4	1
N1	VIG02 Max	Y	6	5.3	1.139
N1	VIG02 Min	X	2.4	2.4	1
N1	VIG02 Min	Y	9.3	8.6	1.085
N1	VIG03 Max	X	8	8	1
N1	VIG03 Max	Y	5.7	3.3	1.745
N1	VIG03 Min	X	8	8	1
N1	VIG03 Min	Y	7.8	5.3	1.459
N1	VIG04 Max	X	2.4	2.4	1
N1	VIG04 Max	Y	6.6	5.9	1.124
N1	VIG04 Min	X	2.4	2.4	1
N1	VIG04 Min	Y	8.7	8	1.092
N1	COL1 Max	X	12	12	1
N1	COL1 Max	Y	8.5	4.8	1.763
N1	COL1 Min	X	12	12	1
N1	COL1 Min	Y	11.8	8.1	1.452
N1	COL2 Max	X	3.6	3.6	1
N1	COL2 Max	Y	9.8	8.7	1.126
N1	COL2 Min	X	3.6	3.6	1
N1	COL2 Min	Y	13.1	12	1.091
N1	COL3 Max	X	12	12	1
N1	COL3 Max	Y	9.1	5.4	1.675
N1	COL3 Min	X	12	12	1
N1	COL3 Min	Y	11.1	7.5	1.49
N1	COL4 Max	X	3.6	3.6	1
N1	COL4 Max	Y	10.5	9.4	1.117
N1	COL4 Min	X	3.6	3.6	1
N1	COL4 Min	Y	12.5	11.4	1.096
N1	CIM09 Max	X	2.8	2.8	1
N1	CIM09 Max	Y	1.7	0.8	2.037
N1	CIM09 Min	X	2.8	2.8	1
N1	CIM09 Min	Y	3	2.2	1.391
N1	CIM10 Max	X	0.8	0.8	1
N1	CIM10 Max	Y	2	1.7	1.147
N1	CIM10 Min	X	0.8	0.8	1
N1	CIM10 Min	Y	3.4	3.1	1.083
N1	COMB9	Y	1.9	1.9	1
N1	COMB10	Y	1.9	1.9	1
N1	COMB11	Y	1.7	1.7	1
N1	DER09	Y	1.9	1.9	1
N1	DER10	Y	1.9	1.9	1
N1	DER11	Y	1.7	1.7	1
N1	DERUD09	Y	1.9	1.9	1
N1	DERUD10	Y	1.9	1.9	1
N1	DERUD11	Y	1.7	1.7	1
N1	CIM11	Y	1.3	1.3	1
N1	CIM12	Y	1.5	1.5	1
N1	CIM13 Max	X	2.1	2.1	1
N1	CIM13 Max	Y	1	0.3	3.102
N1	CIM13 Min	X	2.1	2.1	1
N1	CIM13 Min	Y	3.2	2.6	1.25
N1	CIM14 Max	X	0.6	0.6	1
N1	CIM14 Max	Y	0.6	0.4	1.507

Story	Load Case/Combo	Direction	Maximum mm	Average mm	Ratio
N1	CIM14 Min	X	0.6	0.6	1
N1	CIM14 Min	Y	3.5	3.3	1.059
N1	CIM15	Y	0.7	0.7	1

Table 5.5 - Story Drifts

Story	Load Case/Combo	Direction	Drift	Label	X m	Y m	Z m
N1	D	Y	0.00035	4	5.6	8.2	3.25
N1	L	Y	8.8E-05	1	0	0	3.25
N1	LR	Y	2E-06	4	5.6	8.2	3.25
N1	EX Max	X	0.003931	5	11.2	0	3.25
N1	EX Max	Y	0.002407	1	0	0	3.25
N1	EY Max	Y	0.003051	5	11.2	0	3.25
N1	DISX Max	X	0.001229	5	11.2	0	3.25
N1	DISX Max	Y	0.000752	1	0	0	3.25
N1	DISY Max	Y	0.000953	5	11.2	0	3.25
N1	G	Y	4.7E-05	4	5.6	8.2	3.25
N1	DERUX Max	X	0.000632	5	11.2	0	3.25
N1	DERUX Max	Y	0.000376	1	0	0	3.25
N1	DERUY Max	Y	0.00052	5	11.2	0	3.25
N1	COMB1	Y	0.00049	4	5.6	8.2	3.25
N1	COMB2	Y	0.00056	1	0	0	3.25
N1	COMB3	Y	0.000508	4	5.6	8.2	3.25
N1	COMB4	Y	0.000507	1	0	0	3.25
N1	COMB5 Max	X	0.001229	5	11.2	0	3.25
N1	COMB5 Max	Y	0.000531	1	0	0	3.25
N1	COMB5 Min	X	0.001229	5	11.2	0	3.25
N1	COMB5 Min	Y	0.001546	1	0	0	3.25
N1	COMB6 Max	X	0.000369	5	11.2	0	3.25
N1	COMB6 Max	Y	0.000672	5	11.2	0	3.25
N1	COMB6 Min	X	0.000369	5	11.2	0	3.25
N1	COMB6 Min	Y	0.001687	1	0	0	3.25
N1	COMB7 Max	X	0.000369	5	11.2	0	3.25
N1	COMB7 Max	Y	0.000865	5	11.2	0	3.25
N1	COMB7 Min	X	0.000369	5	11.2	0	3.25
N1	COMB7 Min	Y	0.001494	1	0	0	3.25
N1	COMB8 Max	X	0.001229	5	11.2	0	3.25
N1	COMB8 Max	Y	0.000724	1	0	0	3.25
N1	COMB8 Min	X	0.001229	5	11.2	0	3.25
N1	COMB8 Min	Y	0.001353	1	0	0	3.25
N1	ENVE Max	X	0.001229	5	11.2	0	3.25
N1	ENVE Max	Y	0.000865	5	11.2	0	3.25
N1	ENVE Min	X	0.001229	5	11.2	0	3.25
N1	ENVE Min	Y	0.001687	1	0	0	3.25
N1	CIM01	Y	0.00035	4	5.6	8.2	3.25
N1	CIM02	Y	0.000438	1	0	0	3.25
N1	CIM03	Y	0.000352	4	5.6	8.2	3.25
N1	CIM04	Y	0.000415	4	5.6	8.2	3.25
N1	CIM05 Max	X	0.00086	5	11.2	0	3.25
N1	CIM05 Max	Y	0.000377	1	0	0	3.25
N1	CIM05 Min	X	0.00086	5	11.2	0	3.25
N1	CIM05 Min	Y	0.001076	1	0	0	3.25
N1	CIM06 Max	X	0.000258	5	11.2	0	3.25
N1	CIM06 Max	Y	0.000476	5	11.2	0	3.25
N1	CIM06 Min	X	0.000258	5	11.2	0	3.25
N1	CIM06 Min	Y	0.001175	1	0	0	3.25
N1	CIM07 Max	X	0.000651	5	11.2	0	3.25
N1	CIM07 Max	Y	0.000264	4	5.6	8.2	3.25
N1	CIM07 Min	X	0.000651	5	11.2	0	3.25
N1	CIM07 Min	Y	0.000966	1	0	0	3.25

Story	Load Case/Combo	Direction	Drift	Label	X m	Y m	Z m
N1	CIM08 Max	X	0.000197	5	11.2	0	3.25
N1	CIM08 Max	Y	0.000211	5	11.2	0	3.25
N1	CIM08 Min	X	0.000197	5	11.2	0	3.25
N1	CIM08 Min	Y	0.00104	1	0	0	3.25
N1	DER01	Y	0.00049	4	5.6	8.2	3.25
N1	DER02	Y	0.00056	1	0	0	3.25
N1	DER03	Y	0.000508	4	5.6	8.2	3.25
N1	DER04	Y	0.000507	1	0	0	3.25
N1	DER05 Max	X	0.003931	5	11.2	0	3.25
N1	DER05 Max	Y	0.0019	1	0	0	3.25
N1	DER05 Min	X	0.003931	5	11.2	0	3.25
N1	DER05 Min	Y	0.002915	1	0	0	3.25
N1	DER06 Max	Y	0.002543	5	11.2	0	3.25
N1	DER06 Min	Y	0.003558	5	11.2	0	3.25
N1	DER07 Max	X	0.003931	5	11.2	0	3.25
N1	DER07 Max	Y	0.002093	1	0	0	3.25
N1	DER07 Min	X	0.003931	5	11.2	0	3.25
N1	DER07 Min	Y	0.002722	1	0	0	3.25
N1	DER08 Max	Y	0.002736	5	11.2	0	3.25
N1	DER08 Min	Y	0.003365	5	11.2	0	3.25
N1	DERUD01	Y	0.00049	4	5.6	8.2	3.25
N1	DERUD02	Y	0.00056	1	0	0	3.25
N1	DERUD03	Y	0.000508	4	5.6	8.2	3.25
N1	DERUD04	Y	0.000507	1	0	0	3.25
N1	DERUD05 Max	X	0.000632	5	11.2	0	3.25
N1	DERUD05 Max	Y	0.000508	3	5.6	0	3.25
N1	DERUD05 Min	X	0.000632	5	11.2	0	3.25
N1	DERUD05 Min	Y	0.000884	1	0	0	3.25
N1	DERUD06 Max	Y	1.2E-05	5	11.2	0	3.25
N1	DERUD06 Min	Y	0.001027	5	11.2	0	3.25
N1	DERUD07 Max	X	0.000632	5	11.2	0	3.25
N1	DERUD07 Max	Y	0.000315	4	5.6	8.2	3.25
N1	DERUD07 Min	X	0.000632	5	11.2	0	3.25
N1	DERUD07 Min	Y	0.000691	1	0	0	3.25
N1	DERUD08 Max	Y	0.000205	5	11.2	0	3.25
N1	DERUD08 Min	Y	0.000834	5	11.2	0	3.25
N1	VIG01 Max	X	0.002457	5	11.2	0	3.25
N1	VIG01 Max	Y	0.001569	1	0	0	3.25
N1	VIG01 Min	X	0.002457	5	11.2	0	3.25
N1	VIG01 Min	Y	0.002584	1	0	0	3.25
N1	VIG02 Max	X	0.000737	5	11.2	0	3.25
N1	VIG02 Max	Y	0.001851	5	11.2	0	3.25
N1	VIG02 Min	X	0.000737	5	11.2	0	3.25
N1	VIG02 Min	Y	0.002866	1	0	0	3.25
N1	VIG03 Max	X	0.002457	5	11.2	0	3.25
N1	VIG03 Max	Y	0.001762	1	0	0	3.25
N1	VIG03 Min	X	0.002457	5	11.2	0	3.25
N1	VIG03 Min	Y	0.002391	1	0	0	3.25
N1	VIG04 Max	X	0.000737	5	11.2	0	3.25
N1	VIG04 Max	Y	0.002044	5	11.2	0	3.25
N1	VIG04 Min	X	0.000737	5	11.2	0	3.25
N1	VIG04 Min	Y	0.002673	1	0	0	3.25
N1	COL1 Max	X	0.003686	5	11.2	0	3.25
N1	COL1 Max	Y	0.002607	1	0	0	3.25
N1	COL1 Min	X	0.003686	5	11.2	0	3.25
N1	COL1 Min	Y	0.003623	1	0	0	3.25
N1	COL2 Max	X	0.001106	5	11.2	0	3.25
N1	COL2 Max	Y	0.00303	5	11.2	0	3.25
N1	COL2 Min	X	0.001106	5	11.2	0	3.25
N1	COL2 Min	Y	0.004045	1	0	0	3.25

Story	Load Case/Combo	Direction	Drift	Label	X m	Y m	Z m
N1	COL3 Max	X	0.003686	5	11.2	0	3.25
N1	COL3 Max	Y	0.0028	1	0	0	3.25
N1	COL3 Min	X	0.003686	5	11.2	0	3.25
N1	COL3 Min	Y	0.00343	1	0	0	3.25
N1	COL4 Max	X	0.001106	5	11.2	0	3.25
N1	COL4 Max	Y	0.003223	5	11.2	0	3.25
N1	COL4 Min	X	0.001106	5	11.2	0	3.25
N1	COL4 Min	Y	0.003852	1	0	0	3.25
N1	CIM09 Max	X	0.00086	5	11.2	0	3.25
N1	CIM09 Max	Y	0.000517	1	0	0	3.25
N1	CIM09 Min	X	0.00086	5	11.2	0	3.25
N1	CIM09 Min	Y	0.000937	1	0	0	3.25
N1	CIM10 Max	X	0.000258	5	11.2	0	3.25
N1	CIM10 Max	Y	0.000616	5	11.2	0	3.25
N1	CIM10 Min	X	0.000258	5	11.2	0	3.25
N1	CIM10 Min	Y	0.001035	1	0	0	3.25
N1	COMB9	Y	0.000581	1	0	0	3.25
N1	COMB10	Y	0.00058	4	5.6	8.2	3.25
N1	COMB11	Y	0.000528	4	5.6	8.2	3.25
N1	DER09	Y	0.000581	1	0	0	3.25
N1	DER10	Y	0.00058	4	5.6	8.2	3.25
N1	DER11	Y	0.000528	4	5.6	8.2	3.25
N1	DERUD09	Y	0.000581	1	0	0	3.25
N1	DERUD10	Y	0.00058	4	5.6	8.2	3.25
N1	DERUD11	Y	0.000528	4	5.6	8.2	3.25
N1	CIM11	Y	0.000396	4	5.6	8.2	3.25
N1	CIM12	Y	0.000449	4	5.6	8.2	3.25
N1	CIM13 Max	X	0.000651	5	11.2	0	3.25
N1	CIM13 Max	Y	0.000297	4	5.6	8.2	3.25
N1	CIM13 Min	X	0.000651	5	11.2	0	3.25
N1	CIM13 Min	Y	0.000998	1	0	0	3.25
N1	CIM14 Max	X	0.000197	5	11.2	0	3.25
N1	CIM14 Max	Y	0.000179	5	11.2	0	3.25
N1	CIM14 Min	X	0.000197	5	11.2	0	3.25
N1	CIM14 Min	Y	0.001072	1	0	0	3.25
N1	CIM15	Y	0.00021	4	5.6	8.2	3.25

Table 5.6 - Story Max/Avg Drifts

Story	Load Case/Combo	Direction	Max Drift mm	Avg Drift mm	Ratio
N1	D	Y	1.1	1.1	1.001
N1	L	Y	0.3	0.3	1.015
N1	LR	Y	0.006497	0.001251	5.191
N1	EX Max	X	12.8	9.6	1.333
N1	EX Max	Y	7.8	3.9	2
N1	EY Max	Y	9.9	9.9	1.006
N1	DISX Max	X	4	3	1.333
N1	DISX Max	Y	2.4	1.2	2
N1	DISY Max	Y	3.1	3.1	1.006
N1	G	Y	0.2	0.1	1.058
N1	DERUX Max	X	2.1	1.4	1.423
N1	DERUX Max	Y	1.2	0.6	2
N1	DERUY Max	Y	1.7	1.7	1.006
N1	COMB1	Y	1.6	1.6	1.001
N1	COMB2	Y	1.8	1.8	1.003
N1	COMB3	Y	1.7	1.6	1.003
N1	COMB4	Y	1.6	1.6	1.002
N1	COMB5 Max	X	4	3	1.334
N1	COMB5 Max	Y	1.7	0.5	3.432
N1	COMB5 Min	X	4	3	1.334

Story	Load Case/Combo	Direction	Max Drift mm	Avg Drift mm	Ratio
N1	COMB5 Min	Y	5	3.8	1.324
N1	COMB6 Max	X	1.2	0.9	1.336
N1	COMB6 Max	Y	2.2	1.8	1.207
N1	COMB6 Min	X	1.2	0.9	1.336
N1	COMB6 Min	Y	5.5	5.1	1.075
N1	COMB7 Max	X	1.2	0.9	1.335
N1	COMB7 Max	Y	2.8	2.4	1.155
N1	COMB7 Min	X	1.2	0.9	1.335
N1	COMB7 Min	Y	4.9	4.5	1.084
N1	COMB8 Max	X	4	3	1.334
N1	COMB8 Max	Y	2.4	1.1	2.089
N1	COMB8 Min	X	4	3	1.334
N1	COMB8 Min	Y	4.4	3.2	1.386
N1	ENVE Max	X	4	3	1.334
N1	ENVE Max	Y	2.8	2.4	1.155
N1	ENVE Min	X	4	3	1.334
N1	ENVE Min	Y	5.5	5.1	1.075
N1	CIM01	Y	1.1	1.1	1.001
N1	CIM02	Y	1.4	1.4	1.003
N1	CIM03	Y	1.1	1.1	1.005
N1	CIM04	Y	1.3	1.3	1.001
N1	CIM05 Max	X	2.8	2.1	1.334
N1	CIM05 Max	Y	1.2	0.4	3.333
N1	CIM05 Min	X	2.8	2.1	1.334
N1	CIM05 Min	Y	3.5	2.6	1.325
N1	CIM06 Max	X	0.8	0.6	1.337
N1	CIM06 Max	Y	1.5	1.3	1.206
N1	CIM06 Min	X	0.8	0.6	1.337
N1	CIM06 Min	Y	3.8	3.6	1.074
N1	CIM07 Max	X	2.1	1.6	1.335
N1	CIM07 Max	Y	0.9	0.2	4.148
N1	CIM07 Min	X	2.1	1.6	1.335
N1	CIM07 Min	Y	3.1	2.5	1.26
N1	CIM08 Max	X	0.6	0.5	1.338
N1	CIM08 Max	Y	0.7	0.5	1.419
N1	CIM08 Min	X	0.6	0.5	1.338
N1	CIM08 Min	Y	3.4	3.2	1.063
N1	DER01	Y	1.6	1.6	1.001
N1	DER02	Y	1.8	1.8	1.003
N1	DER03	Y	1.7	1.6	1.003
N1	DER04	Y	1.6	1.6	1.002
N1	DER05 Max	X	12.8	9.6	1.333
N1	DER05 Max	Y	6.2	2.3	2.729
N1	DER05 Min	X	12.8	9.6	1.333
N1	DER05 Min	Y	9.5	5.6	1.705
N1	DER06 Max	Y	8.3	8.2	1.006
N1	DER06 Min	Y	11.6	11.5	1.005
N1	DER07 Max	X	12.8	9.6	1.333
N1	DER07 Max	Y	6.8	2.9	2.354
N1	DER07 Min	X	12.8	9.6	1.333
N1	DER07 Min	Y	8.8	4.9	1.793
N1	DER08 Max	Y	8.9	8.8	1.006
N1	DER08 Min	Y	10.9	10.9	1.005
N1	DERUD01	Y	1.6	1.6	1.001
N1	DERUD02	Y	1.8	1.8	1.003
N1	DERUD03	Y	1.7	1.6	1.003
N1	DERUD04	Y	1.6	1.6	1.002
N1	DERUD05 Max	X	2.1	1.4	1.425
N1	DERUD05 Max	Y	1.6	1	1.589
N1	DERUD05 Min	X	2.1	1.4	1.425

Story	Load Case/Combo	Direction	Max Drift mm	Avg Drift mm	Ratio
N1	DERUD05 Min	Y	2.9	2.3	1.273
N1	DERUD06 Max	Y	0.04009	0.03496	1.147
N1	DERUD06 Min	Y	3.3	3.3	1.004
N1	DERUD07 Max	X	2.1	1.4	1.424
N1	DERUD07 Max	Y	1	0.4	2.488
N1	DERUD07 Min	X	2.1	1.4	1.424
N1	DERUD07 Min	Y	2.2	1.6	1.374
N1	DERUD08 Max	Y	0.7	0.7	1.014
N1	DERUD08 Min	Y	2.7	2.7	1.004
N1	VIG01 Max	X	8	6	1.334
N1	VIG01 Max	Y	5.1	2.7	1.923
N1	VIG01 Min	X	8	6	1.334
N1	VIG01 Min	Y	8.4	5.9	1.413
N1	VIG02 Max	X	2.4	1.8	1.334
N1	VIG02 Max	Y	6	5.3	1.143
N1	VIG02 Min	X	2.4	1.8	1.334
N1	VIG02 Min	Y	9.3	8.6	1.089
N1	VIG03 Max	X	8	6	1.333
N1	VIG03 Max	Y	5.7	3.3	1.749
N1	VIG03 Min	X	8	6	1.333
N1	VIG03 Min	Y	7.8	5.3	1.461
N1	VIG04 Max	X	2.4	1.8	1.334
N1	VIG04 Max	Y	6.6	5.9	1.128
N1	VIG04 Min	X	2.4	1.8	1.334
N1	VIG04 Min	Y	8.7	7.9	1.095
N1	COL1 Max	X	12	9	1.333
N1	COL1 Max	Y	8.5	4.8	1.765
N1	COL1 Min	X	12	9	1.333
N1	COL1 Min	Y	11.8	8.1	1.455
N1	COL2 Max	X	3.6	2.7	1.334
N1	COL2 Max	Y	9.8	8.7	1.13
N1	COL2 Min	X	3.6	2.7	1.334
N1	COL2 Min	Y	13.1	12	1.095
N1	COL3 Max	X	12	9	1.333
N1	COL3 Max	Y	9.1	5.4	1.678
N1	COL3 Min	X	12	9	1.333
N1	COL3 Min	Y	11.1	7.5	1.492
N1	COL4 Max	X	3.6	2.7	1.333
N1	COL4 Max	Y	10.5	9.3	1.121
N1	COL4 Min	X	3.6	2.7	1.333
N1	COL4 Min	Y	12.5	11.4	1.1
N1	CIM09 Max	X	2.8	2.1	1.334
N1	CIM09 Max	Y	1.7	0.8	2.044
N1	CIM09 Min	X	2.8	2.1	1.334
N1	CIM09 Min	Y	3	2.2	1.392
N1	CIM10 Max	X	0.8	0.6	1.335
N1	CIM10 Max	Y	2	1.7	1.152
N1	CIM10 Min	X	0.8	0.6	1.335
N1	CIM10 Min	Y	3.4	3.1	1.085
N1	COMB9	Y	1.9	1.9	1.002
N1	COMB10	Y	1.9	1.9	1.005
N1	COMB11	Y	1.7	1.7	1.001
N1	DER09	Y	1.9	1.9	1.002
N1	DER10	Y	1.9	1.9	1.005
N1	DER11	Y	1.7	1.7	1.001
N1	DERUD09	Y	1.9	1.9	1.002
N1	DERUD10	Y	1.9	1.9	1.005
N1	DERUD11	Y	1.7	1.7	1.001
N1	CIM11	Y	1.3	1.3	1.007
N1	CIM12	Y	1.5	1.5	1.002

Story	Load Case/Combo	Direction	Max Drift mm	Avg Drift mm	Ratio
N1	CIM13 Max	X	2.1	1.6	1.335
N1	CIM13 Max	Y	1	0.3	3.084
N1	CIM13 Min	X	2.1	1.6	1.335
N1	CIM13 Min	Y	3.2	2.6	1.25
N1	CIM14 Max	X	0.6	0.5	1.338
N1	CIM14 Max	Y	0.6	0.4	1.543
N1	CIM14 Min	X	0.6	0.5	1.338
N1	CIM14 Min	Y	3.5	3.3	1.06
N1	CIM15	Y	0.7	0.7	1.001

Table 5.7 - Story Forces

Story	Load Case/Combo	Location	P kN	VX kN	VY kN	T kN-m	MX kN-m	MY kN-m
N1	D	Top	501.036	0	0	0	755.3318	-2805.8016
N1	D	Bottom	574.5432	0	0	0	1056.1004	-3217.4419
N1	L	Top	53.76	0	0	0	-64.512	-301.056
N1	L	Bottom	53.76	0	0	0	-64.6649	-301.056
N1	LR	Top	45.92	0	0	0	188.272	-257.152
N1	LR	Bottom	45.92	0	0	0	188.2732	-257.152
N1	EX Max	Top	0	548.781	0	2637.8352	0	0.0002
N1	EX Max	Bottom	0	548.781	0	2637.8352	0	1789.1262
N1	EY Max	Top	0	0	551.0487	3085.8729	1.563E-05	0
N1	EY Max	Bottom	0	0	551.0487	3085.8729	1796.2297	0
N1	DISX Max	Top	0	171.4941	0	824.3235	0	4.818E-05
N1	DISX Max	Bottom	0	171.4941	0	824.3235	0	559.1019
N1	DISY Max	Top	0	0	172.2027	964.3353	4.885E-06	0
N1	DISY Max	Bottom	0	0	172.2027	964.3353	561.3218	0
N1	W	Top	0	0	0	0	0	0
N1	W	Bottom	0	0	0	0	0	0
N1	G	Top	118.72	0	0	0	344.288	-664.832
N1	G	Bottom	118.72	0	0	0	344.2139	-664.832
N1	DERUX Max	Top	0	84.6295	0	355.5259	0	2.367E-05
N1	DERUX Max	Bottom	0	84.6295	0	355.5259	0	275.9424
N1	DERUY Max	Top	0	0	93.8951	525.8124	2.664E-06	0
N1	DERUY Max	Bottom	0	0	93.8951	525.8124	306.0657	0
N1	COMB1	Top	701.4504	0	0	0	1057.4646	-3928.1222
N1	COMB1	Bottom	804.3605	0	0	0	1478.5406	-4504.4187
N1	COMB2	Top	710.2192	0	0	0	897.315	-3977.2275
N1	COMB2	Bottom	798.4278	0	0	0	1257.9932	-4471.1959
N1	COMB3	Top	728.4752	0	0	0	1143.1214	-4079.4611
N1	COMB3	Bottom	816.6838	0	0	0	1503.8927	-4573.4295
N1	COMB4	Top	677.9632	0	0	0	936.0222	-3796.5939
N1	COMB4	Bottom	766.1718	0	0	0	1296.7922	-4290.5623
N1	COMB5 Max	Top	655.0032	171.4941	51.6608	1113.6241	841.8862	-3668.0179
N1	COMB5 Max	Bottom	743.2118	171.4941	51.6608	1113.6241	1371.0521	-3602.8844
N1	COMB5 Min	Top	655.0032	-171.4941	-51.6608	-1113.6241	841.8862	-3668.018
N1	COMB5 Min	Bottom	743.2118	-171.4941	-51.6608	-1113.6241	1034.2591	-4721.0882
N1	COMB6 Max	Top	655.0032	51.4482	172.2027	1211.6323	841.8862	-3668.0179
N1	COMB6 Max	Bottom	743.2118	51.4482	172.2027	1211.6323	1763.9774	-3994.2557
N1	COMB6 Min	Top	655.0032	-51.4482	-172.2027	-1211.6323	841.8862	-3668.0179
N1	COMB6 Min	Bottom	743.2118	-51.4482	-172.2027	-1211.6323	641.3338	-4329.7169
N1	COMB7 Max	Top	450.9324	51.4482	172.2027	1211.6323	679.7987	-2525.2214
N1	COMB7 Max	Bottom	517.0889	51.4482	172.2027	1211.6323	1511.8122	-2727.9671
N1	COMB7 Min	Top	450.9324	-51.4482	-172.2027	-1211.6323	679.7986	-2525.2215
N1	COMB7 Min	Bottom	517.0889	-51.4482	-172.2027	-1211.6323	389.1686	-3063.4283
N1	COMB8 Max	Top	450.9324	171.4941	51.6608	1113.6241	679.7987	-2525.2214
N1	COMB8 Max	Bottom	517.0889	171.4941	51.6608	1113.6241	1118.8869	-2336.5958
N1	COMB8 Min	Top	450.9324	-171.4941	-51.6608	-1113.6241	679.7987	-2525.2215
N1	COMB8 Min	Bottom	517.0889	-171.4941	-51.6608	-1113.6241	782.0939	-3454.7997
N1	ENVE Max	Top	728.4752	171.4941	172.2027	1211.6323	1143.1214	-2525.2214

Story	Load Case/Combo	Location	P kN	VX kN	VY kN	T kN-m	MX kN-m	MY kN-m
N1	ENVE Max	Bottom	816.6838	171.4941	172.2027	1211.6323	1763.9774	-2336.5958
N1	ENVE Min	Top	450.9324	-171.4941	-172.2027	-1211.6323	679.7986	-4079.4611
N1	ENVE Min	Bottom	517.0889	-171.4941	-172.2027	-1211.6323	389.1686	-4721.0882
N1	CIM01	Top	501.036	0	0	0	755.3318	-2805.8016
N1	CIM01	Bottom	574.5432	0	0	0	1056.1004	-3217.4419
N1	CIM02	Top	554.796	0	0	0	690.8198	-3106.8576
N1	CIM02	Bottom	628.3032	0	0	0	991.4355	-3518.4979
N1	CIM03	Top	546.956	0	0	0	943.6038	-3062.9536
N1	CIM03	Bottom	620.4632	0	0	0	1244.3736	-3474.5939
N1	CIM04	Top	575.796	0	0	0	848.1518	-3224.4576
N1	CIM04	Bottom	649.3032	0	0	0	1148.8066	-3636.0979
N1	CIM05 Max	Top	501.036	120.0458	36.1626	779.5369	755.3318	-2805.8016
N1	CIM05 Max	Bottom	574.5432	120.0458	36.1626	779.5369	1173.978	-2826.0706
N1	CIM05 Min	Top	501.036	-120.0458	-36.1626	-779.5369	755.3318	-2805.8016
N1	CIM05 Min	Bottom	574.5432	-120.0458	-36.1626	-779.5369	938.2229	-3608.8133
N1	CIM06 Max	Top	501.036	36.0138	120.5419	848.1426	755.3318	-2805.8016
N1	CIM06 Max	Bottom	574.5432	36.0138	120.5419	848.1426	1449.0257	-3100.0305
N1	CIM06 Min	Top	501.036	-36.0138	-120.5419	-848.1426	755.3318	-2805.8016
N1	CIM06 Min	Bottom	574.5432	-36.0138	-120.5419	-848.1426	663.1752	-3334.8533
N1	CIM07 Max	Top	575.796	90.8919	27.5524	591.1851	848.1518	-3224.4576
N1	CIM07 Max	Bottom	649.3032	90.8919	27.5524	591.1851	1238.6181	-3339.7739
N1	CIM07 Min	Top	575.796	-90.8919	-27.5524	-591.1851	848.1518	-3224.4576
N1	CIM07 Min	Bottom	649.3032	-90.8919	-27.5524	-591.1851	1058.9951	-3932.4219
N1	CIM08 Max	Top	575.796	27.4391	91.2674	642.9895	848.1518	-3224.4576
N1	CIM08 Max	Bottom	649.3032	27.4391	91.2674	642.9895	1446.3071	-3546.6416
N1	CIM08 Min	Top	575.796	-27.4391	-91.2674	-642.9895	848.1518	-3224.4576
N1	CIM08 Min	Bottom	649.3032	-27.4391	-91.2674	-642.9895	851.3061	-3725.5542
N1	DER01	Top	701.4504	0	0	0	1057.4646	-3928.1222
N1	DER01	Bottom	804.3605	0	0	0	1478.5406	-4504.4187
N1	DER02	Top	710.2192	0	0	0	897.315	-3977.2275
N1	DER02	Bottom	798.4278	0	0	0	1257.9932	-4471.1959
N1	DER03	Top	728.4752	0	0	0	1143.1214	-4079.4611
N1	DER03	Bottom	816.6838	0	0	0	1503.8927	-4573.4295
N1	DER04	Top	677.9632	0	0	0	936.0222	-3796.5939
N1	DER04	Bottom	766.1718	0	0	0	1296.7922	-4290.5623
N1	DER05 Max	Top	655.0032	548.781	0	2637.8352	841.8862	-3668.0178
N1	DER05 Max	Bottom	743.2118	548.781	0	2637.8352	1202.6556	-2372.8601
N1	DER05 Min	Top	655.0032	-548.781	0	-2637.8352	841.8862	-3668.0181
N1	DER05 Min	Bottom	743.2118	-548.781	0	-2637.8352	1202.6556	-5951.1125
N1	DER06 Max	Top	655.0032	0	551.0487	3085.8729	841.8862	-3668.0179
N1	DER06 Max	Bottom	743.2118	0	551.0487	3085.8729	2998.8852	-4161.9863
N1	DER06 Min	Top	655.0032	0	-551.0487	-3085.8729	841.8862	-3668.0179
N1	DER06 Min	Bottom	743.2118	0	-551.0487	-3085.8729	-593.5741	-4161.9863
N1	DER07 Max	Top	450.9324	548.781	0	2637.8352	679.7987	-2525.2213
N1	DER07 Max	Bottom	517.0889	548.781	0	2637.8352	950.4904	-1106.5716
N1	DER07 Min	Top	450.9324	-548.781	0	-2637.8352	679.7987	-2525.2216
N1	DER07 Min	Bottom	517.0889	-548.781	0	-2637.8352	950.4904	-4684.8239
N1	DER08 Max	Top	450.9324	0	551.0487	3085.8729	679.7987	-2525.2214
N1	DER08 Max	Bottom	517.0889	0	551.0487	3085.8729	2746.7201	-2895.6977
N1	DER08 Min	Top	450.9324	0	-551.0487	-3085.8729	679.7986	-2525.2214
N1	DER08 Min	Bottom	517.0889	0	-551.0487	-3085.8729	-845.7393	-2895.6977
N1	DERUD01	Top	701.4504	0	0	0	1057.4646	-3928.1222
N1	DERUD01	Bottom	804.3605	0	0	0	1478.5406	-4504.4187
N1	DERUD02	Top	710.2192	0	0	0	897.315	-3977.2275
N1	DERUD02	Bottom	798.4278	0	0	0	1257.9932	-4471.1959
N1	DERUD03	Top	728.4752	0	0	0	1143.1214	-4079.4611
N1	DERUD03	Bottom	816.6838	0	0	0	1503.8927	-4573.4295
N1	DERUD04	Top	677.9632	0	0	0	936.0222	-3796.5939
N1	DERUD04	Bottom	766.1718	0	0	0	1296.7922	-4290.5623
N1	DERUD05 Max	Top	655.0032	84.6295	0	355.5259	841.8862	-3668.0179

Story	Load Case/Combo	Location	P kN	VX kN	VY kN	T kN-m	MX kN-m	MY kN-m
N1	DERUD05 Max	Bottom	743.2118	84.6295	0	355.5259	1202.6556	-3886.0439
N1	DERUD05 Min	Top	655.0032	-84.6295	0	-355.5259	841.8862	-3668.0179
N1	DERUD05 Min	Bottom	743.2118	-84.6295	0	-355.5259	1202.6556	-4437.9287
N1	DERUD06 Max	Top	655.0032	0	93.8951	525.8124	841.8862	-3668.0179
N1	DERUD06 Max	Bottom	743.2118	0	93.8951	525.8124	1508.7213	-4161.9863
N1	DERUD06 Min	Top	655.0032	0	-93.8951	-525.8124	841.8862	-3668.0179
N1	DERUD06 Min	Bottom	743.2118	0	-93.8951	-525.8124	896.5899	-4161.9863
N1	DERUD07 Max	Top	450.9324	84.6295	0	355.5259	679.7987	-2525.2214
N1	DERUD07 Max	Bottom	517.0889	84.6295	0	355.5259	950.4904	-2619.7553
N1	DERUD07 Min	Top	450.9324	-84.6295	0	-355.5259	679.7987	-2525.2215
N1	DERUD07 Min	Bottom	517.0889	-84.6295	0	-355.5259	950.4904	-3171.6402
N1	DERUD08 Max	Top	450.9324	0	93.8951	525.8124	679.7987	-2525.2214
N1	DERUD08 Max	Bottom	517.0889	0	93.8951	525.8124	1256.5561	-2895.6977
N1	DERUD08 Min	Top	450.9324	0	-93.8951	-525.8124	679.7987	-2525.2214
N1	DERUD08 Min	Bottom	517.0889	0	-93.8951	-525.8124	644.4247	-2895.6977
N1	VIG01 Max	Top	655.0032	342.9881	103.3216	2227.2482	841.8862	-3668.0178
N1	VIG01 Max	Bottom	743.2118	342.9881	103.3216	2227.2482	1539.4486	-3043.7824
N1	VIG01 Min	Top	655.0032	-342.9881	-103.3216	-2227.2482	841.8862	-3668.018
N1	VIG01 Min	Bottom	743.2118	-342.9881	-103.3216	-2227.2482	865.8625	-5280.1902
N1	VIG02 Max	Top	655.0032	102.8964	344.4055	2423.2647	841.8862	-3668.0179
N1	VIG02 Max	Bottom	743.2118	102.8964	344.4055	2423.2647	2325.2991	-3826.5251
N1	VIG02 Min	Top	655.0032	-102.8964	-344.4055	-2423.2647	841.8862	-3668.0179
N1	VIG02 Min	Bottom	743.2118	-102.8964	-344.4055	-2423.2647	80.012	-4497.4475
N1	VIG03 Max	Top	450.9324	342.9881	103.3216	2227.2482	679.7987	-2525.2213
N1	VIG03 Max	Bottom	517.0889	342.9881	103.3216	2227.2482	1287.2835	-1777.4939
N1	VIG03 Min	Top	450.9324	-342.9881	-103.3216	-2227.2482	679.7987	-2525.2215
N1	VIG03 Min	Bottom	517.0889	-342.9881	-103.3216	-2227.2482	613.6973	-4013.9016
N1	VIG04 Max	Top	450.9324	102.8964	344.4055	2423.2647	679.7987	-2525.2214
N1	VIG04 Max	Bottom	517.0889	102.8964	344.4055	2423.2647	2073.1339	-2560.2366
N1	VIG04 Min	Top	450.9324	-102.8964	-344.4055	-2423.2647	679.7986	-2525.2215
N1	VIG04 Min	Bottom	517.0889	-102.8964	-344.4055	-2423.2647	-172.1531	-3231.1589
N1	COL1 Max	Top	655.0032	514.4822	154.9825	3340.8722	841.8862	-3668.0178
N1	COL1 Max	Bottom	743.2118	514.4822	154.9825	3340.8722	1707.8452	-2484.6805
N1	COL1 Min	Top	655.0032	-514.4822	-154.9825	-3340.8722	841.8862	-3668.0181
N1	COL1 Min	Bottom	743.2118	-514.4822	-154.9825	-3340.8722	697.466	-5839.2921
N1	COL2 Max	Top	655.0032	154.3447	516.6082	3634.897	841.8862	-3668.0179
N1	COL2 Max	Bottom	743.2118	154.3447	516.6082	3634.897	2886.6209	-3658.7946
N1	COL2 Min	Top	655.0032	-154.3447	-516.6082	-3634.897	841.8862	-3668.018
N1	COL2 Min	Bottom	743.2118	-154.3447	-516.6082	-3634.897	-481.3097	-4665.178
N1	COL3 Max	Top	450.9324	514.4822	154.9825	3340.8722	679.7987	-2525.2213
N1	COL3 Max	Bottom	517.0889	514.4822	154.9825	3340.8722	1455.68	-1218.3919
N1	COL3 Min	Top	450.9324	-514.4822	-154.9825	-3340.8722	679.7986	-2525.2216
N1	COL3 Min	Bottom	517.0889	-514.4822	-154.9825	-3340.8722	445.3008	-4573.0035
N1	COL4 Max	Top	450.9324	154.3447	516.6082	3634.897	679.7987	-2525.2214
N1	COL4 Max	Bottom	517.0889	154.3447	516.6082	3634.897	2634.4557	-2392.506
N1	COL4 Min	Top	450.9324	-154.3447	-516.6082	-3634.897	679.7986	-2525.2215
N1	COL4 Min	Bottom	517.0889	-154.3447	-516.6082	-3634.897	-733.4749	-3398.8895
N1	CIM09 Max	Top	300.6216	120.0458	36.1626	779.5369	453.1991	-1683.4809
N1	CIM09 Max	Bottom	344.7259	120.0458	36.1626	779.5369	751.5378	-1539.0938
N1	CIM09 Min	Top	300.6216	-120.0458	-36.1626	-779.5369	453.1991	-1683.481
N1	CIM09 Min	Bottom	344.7259	-120.0458	-36.1626	-779.5369	515.7827	-2321.8365
N1	CIM10 Max	Top	300.6216	36.0138	120.5419	848.1426	453.1991	-1683.4809
N1	CIM10 Max	Bottom	344.7259	36.0138	120.5419	848.1426	1026.5855	-1813.0537
N1	CIM10 Min	Top	300.6216	-36.0138	-120.5419	-848.1426	453.1991	-1683.481
N1	CIM10 Min	Bottom	344.7259	-36.0138	-120.5419	-848.1426	240.735	-2047.8766
N1	COMB9	Top	746.6192	0	0	0	975.323	-4181.0675
N1	COMB9	Bottom	834.8278	0	0	0	1335.9636	-4675.0359
N1	COMB10	Top	844.9552	0	0	0	1392.747	-4731.7491
N1	COMB10	Bottom	933.1638	0	0	0	1753.3978	-5225.7175
N1	COMB11	Top	714.3632	0	0	0	1014.0302	-4000.4339

Story	Load Case/Combo	Location	P kN	VX kN	VY kN	T kN-m	MX kN-m	MY kN-m
N1	COMB11	Bottom	802.5718	0	0	0	1374.7625	-4494.4023
N1	DER09	Top	746.6192	0	0	0	975.323	-4181.0675
N1	DER09	Bottom	834.8278	0	0	0	1335.9636	-4675.0359
N1	DER10	Top	844.9552	0	0	0	1392.747	-4731.7491
N1	DER10	Bottom	933.1638	0	0	0	1753.3978	-5225.7175
N1	DER11	Top	714.3632	0	0	0	1014.0302	-4000.4339
N1	DER11	Bottom	802.5718	0	0	0	1374.7625	-4494.4023
N1	DERUD09	Top	746.6192	0	0	0	975.323	-4181.0675
N1	DERUD09	Bottom	834.8278	0	0	0	1335.9636	-4675.0359
N1	DERUD10	Top	844.9552	0	0	0	1392.747	-4731.7491
N1	DERUD10	Bottom	933.1638	0	0	0	1753.3978	-5225.7175
N1	DERUD11	Top	714.3632	0	0	0	1014.0302	-4000.4339
N1	DERUD11	Bottom	802.5718	0	0	0	1374.7625	-4494.4023
N1	CIM11	Top	619.756	0	0	0	1099.6198	-3470.6336
N1	CIM11	Bottom	693.2632	0	0	0	1400.3143	-3882.2739
N1	CIM12	Top	630.396	0	0	0	965.1638	-3530.2176
N1	CIM12	Bottom	703.9032	0	0	0	1265.7621	-3941.8579
N1	CIM13 Max	Top	630.396	90.8919	27.5524	591.1851	965.1638	-3530.2176
N1	CIM13 Max	Bottom	703.9032	90.8919	27.5524	591.1851	1355.5736	-3645.5339
N1	CIM13 Min	Top	630.396	-90.8919	-27.5524	-591.1851	965.1638	-3530.2176
N1	CIM13 Min	Bottom	703.9032	-90.8919	-27.5524	-591.1851	1175.9507	-4238.1819
N1	CIM14 Max	Top	630.396	27.4391	91.2674	642.9895	965.1638	-3530.2176
N1	CIM14 Max	Bottom	703.9032	27.4391	91.2674	642.9895	1563.2627	-3852.4016
N1	CIM14 Min	Top	630.396	-27.4391	-91.2674	-642.9895	965.1638	-3530.2176
N1	CIM14 Min	Bottom	703.9032	-27.4391	-91.2674	-642.9895	968.2616	-4031.3142
N1	CIM15	Top	300.6216	0	0	0	453.1991	-1683.481
N1	CIM15	Bottom	344.7259	0	0	0	633.6603	-1930.4652

5.3 Point Results

Table 5.8 - Joint Reactions

Story	Joint Label	Unique Name	Load Case/Combo	FX kN	FY kN	FZ kN	MX kN-m	MY kN-m	MZ kN-m
Base	1	13	D	10.648	4.3805	115.7816	-14.5497	11.2939	0
Base	1	13	L	2.188	-2.37	13.8843	0.0187	2.3207	0
Base	1	13	LR	-0.0458	3.0012	5.5888	-3.1485	-0.0486	0
Base	1	13	EX Max	131.8304	78.9646	38.0169	151.9541	251.2077	13.9091
Base	1	13	EY Max	0.0005	92.0855	28.2707	184.111	0.0005	0
Base	1	13	DISX Max	41.197	24.6764	11.8803	47.4856	78.5024	4.3466
Base	1	13	DISY Max	0.0002	28.7767	8.8346	57.5347	0.0002	0
Base	1	13	W	0	0	0	0	0	0
Base	1	13	G	1.0023	4.8175	18.1199	-6.2876	1.0631	0
Base	1	13	DERUX Max	21.2054	12.3815	5.8971	23.7933	40.3963	2.1741
Base	1	13	DERUY Max	0.0001	15.6908	4.8171	31.3713	0.0001	0
Base	1	13	COMB1	14.9072	6.1327	162.0943	-20.3695	15.8115	0
Base	1	13	COMB2	16.2554	2.9651	163.9473	-19.0039	17.2415	0
Base	1	13	COMB3	14.8922	7.6885	161.7644	-22.4784	15.7956	0
Base	1	13	COMB4	14.9426	4.3871	155.6167	-19.0151	15.8491	0
Base	1	13	COMB5 Max	56.1626	36.196	167.3529	47.3052	94.3758	4.3466
Base	1	13	COMB5 Min	-26.2315	-30.4229	138.2916	-82.1869	-62.6291	-4.3466
Base	1	13	COMB6 Max	27.3248	39.0662	165.2209	54.3395	39.4243	1.304
Base	1	13	COMB6 Min	2.6063	-33.2931	140.4236	-89.2212	-7.6775	-1.304
Base	1	13	COMB7 Max	21.9424	40.1221	116.6021	58.6857	33.7154	1.304
Base	1	13	COMB7 Min	-2.7761	-32.2372	91.8048	-84.8751	-13.3864	-1.304
Base	1	13	COMB8 Max	50.7802	37.2519	118.7341	51.6514	88.667	4.3466
Base	1	13	COMB8 Min	-31.6139	-29.367	89.6728	-77.8407	-68.3379	-4.3466
Base	1	13	ENVE Max	56.1626	40.1221	167.3529	58.6857	94.3758	4.3466
Base	1	13	ENVE Min	-31.6139	-33.2931	89.6728	-89.2212	-68.3379	-4.3466
Base	1	13	CIM01	10.648	4.3805	115.7816	-14.5497	11.2939	0
Base	1	13	CIM02	12.8359	2.0104	129.6659	-14.5309	13.6146	0
Base	1	13	CIM03	10.6021	7.3817	121.3705	-17.6981	11.2453	0

Story	Joint Label	Unique Name	Load Case/Combo	FX kN	FY kN	FZ kN	MX kN-m	MY kN-m	MZ kN-m
Base	1	13	CIM04	12.2546	4.8539	130.3865	-16.897	12.998	0
Base	1	13	CIM05 Max	39.4859	27.6971	125.9531	30.7726	66.2456	3.0426
Base	1	13	CIM05 Min	-18.19	-18.9362	105.6102	-59.8719	-43.6578	-3.0426
Base	1	13	CIM06 Max	19.2994	29.7062	124.4607	35.6966	27.7795	0.9128
Base	1	13	CIM06 Min	1.9965	-20.9453	107.1025	-64.7959	-5.1917	-0.9128
Base	1	13	CIM07 Max	34.089	22.5367	138.0966	17.476	54.6043	2.3037
Base	1	13	CIM07 Min	-9.5799	-12.8289	122.6764	-51.2699	-28.6083	-2.3037
Base	1	13	CIM08 Max	18.8462	24.0538	136.9697	21.1941	25.5584	0.6955
Base	1	13	CIM08 Min	5.663	-14.346	123.8033	-54.9881	0.4375	-0.6955
Base	1	13	DER01	14.9072	6.1327	162.0943	-20.3695	15.8115	0
Base	1	13	DER02	16.2554	2.9651	163.9473	-19.0039	17.2415	0
Base	1	13	DER03	14.8922	7.6885	161.7644	-22.4784	15.7956	0
Base	1	13	DER04	14.9426	4.3871	155.6167	-19.0151	15.8491	0
Base	1	13	DER05 Max	146.796	81.8512	190.8391	134.5132	267.081	13.9091
Base	1	13	DER05 Min	-116.8649	-76.0781	114.8054	-169.3949	-235.3343	-13.9091
Base	1	13	DER06 Max	14.966	94.972	181.093	166.6701	15.8739	0
Base	1	13	DER06 Min	14.965	-89.1989	124.5515	-201.5518	15.8729	0
Base	1	13	DER07 Max	141.4136	82.9071	142.2203	138.8594	261.3722	13.9091
Base	1	13	DER07 Min	-122.2473	-75.0222	66.1866	-165.0488	-241.0431	-13.9091
Base	1	13	DER08 Max	9.5837	96.0279	132.4742	171.0163	10.165	0
Base	1	13	DER08 Min	9.5827	-88.1431	75.9327	-197.2057	10.164	0
Base	1	13	DERUD01	14.9072	6.1327	162.0943	-20.3695	15.8115	0
Base	1	13	DERUD02	16.2554	2.9651	163.9473	-19.0039	17.2415	0
Base	1	13	DERUD03	14.8922	7.6885	161.7644	-22.4784	15.7956	0
Base	1	13	DERUD04	14.9426	4.3871	155.6167	-19.0151	15.8491	0
Base	1	13	DERUD05 Max	36.1709	15.2681	158.7193	6.3524	56.2697	2.1741
Base	1	13	DERUD05 Min	-6.2399	-9.495	146.9252	-41.2341	-24.5229	-2.1741
Base	1	13	DERUD06 Max	14.9656	18.5773	157.6394	13.9304	15.8735	0
Base	1	13	DERUD06 Min	14.9654	-12.8042	148.0051	-48.8122	15.8733	0
Base	1	13	DERUD07 Max	30.7886	16.324	110.1005	10.6986	50.5608	2.1741
Base	1	13	DERUD07 Min	-11.6222	-8.4391	98.3064	-36.888	-30.2318	-2.1741
Base	1	13	DERUD08 Max	9.5833	19.6332	109.0206	18.2766	10.1646	0
Base	1	13	DERUD08 Min	9.5831	-11.7483	99.3863	-44.466	10.1644	0
Base	1	13	VIG01 Max	97.3596	69.5055	181.8836	112.0513	172.8783	8.6932
Base	1	13	VIG01 Min	-67.4286	-63.7324	123.761	-146.933	-141.1315	-8.6932
Base	1	13	VIG02 Max	39.684	75.2458	177.6196	126.1199	62.9751	2.608
Base	1	13	VIG02 Min	-9.753	-69.4728	128.0249	-161.0016	-31.2284	-2.608
Base	1	13	VIG03 Max	91.9773	70.5613	133.2648	116.3974	167.1694	8.6932
Base	1	13	VIG03 Min	-72.8109	-62.6765	75.1422	-142.5868	-146.8404	-8.6932
Base	1	13	VIG04 Max	34.3017	76.3017	129.0008	130.4661	57.2663	2.608
Base	1	13	VIG04 Min	-15.1353	-68.4169	79.4061	-156.6554	-36.9372	-2.608
Base	1	13	COL1 Max	138.5567	102.8149	196.4142	176.7973	251.3807	13.0398
Base	1	13	COL1 Min	-108.6256	-97.0419	109.2303	-211.679	-219.6339	-13.0398
Base	1	13	COL2 Max	52.0433	111.4255	190.0183	197.9003	86.526	3.9119
Base	1	13	COL2 Min	-22.1122	-105.6524	115.6262	-232.782	-54.7793	-3.9119
Base	1	13	COL3 Max	133.1743	103.8708	147.7954	181.1435	245.6718	13.0398
Base	1	13	COL3 Min	-114.008	-95.986	60.6115	-207.3329	-225.3428	-13.0398
Base	1	13	COL4 Max	46.6609	112.4814	141.3995	202.2464	80.8172	3.9119
Base	1	13	COL4 Min	-27.4946	-104.5965	67.0074	-228.4358	-60.4881	-3.9119
Base	1	13	CIM09 Max	35.2267	25.9449	79.6404	36.5924	61.7281	3.0426
Base	1	13	CIM09 Min	-22.4492	-20.6883	59.2975	-54.052	-48.1754	-3.0426
Base	1	13	CIM10 Max	15.0403	27.954	78.1481	41.5165	23.262	0.9128
Base	1	13	CIM10 Min	-2.2627	-22.6975	60.7899	-58.9761	-9.7093	-0.9128
Base	1	13	COMB9	16.7795	3.8732	170.2128	-20.5734	17.7973	0
Base	1	13	COMB10	16.5692	10.5945	181.814	-27.501	17.5743	0
Base	1	13	COMB11	15.4667	5.2953	161.8822	-20.5847	16.4049	0
Base	1	13	DER09	16.7795	3.8732	170.2128	-20.5734	17.7973	0
Base	1	13	DER10	16.5692	10.5945	181.814	-27.501	17.5743	0
Base	1	13	DER11	15.4667	5.2953	161.8822	-20.5847	16.4049	0
Base	1	13	DERUD09	16.7795	3.8732	170.2128	-20.5734	17.7973	0

Story	Joint Label	Unique Name	Load Case/Combo	FX kN	FY kN	FZ kN	MX kN-m	MY kN-m	MZ kN-m
Base	1	13	DERUD10	16.5692	10.5945	181.814	-27.501	17.5743	0
Base	1	13	DERUD11	15.4667	5.2953	161.8822	-20.5847	16.4049	0
Base	1	13	CIM11	11.6503	9.1979	133.9015	-20.8373	12.357	0
Base	1	13	CIM12	13.0407	6.216	139.7847	-19.2513	13.8317	0
Base	1	13	CIM13 Max	34.8751	23.8988	147.4948	15.1216	55.438	2.3037
Base	1	13	CIM13 Min	-8.7938	-11.4668	132.0747	-53.6242	-27.7745	-2.3037
Base	1	13	CIM14 Max	19.6323	25.4159	146.3679	18.8398	26.3922	0.6955
Base	1	13	CIM14 Min	6.4491	-12.9838	133.2016	-57.3424	1.2713	-0.6955
Base	1	13	CIM15	6.3888	2.6283	69.469	-8.7298	6.7763	0
Base	2	15	D	2.5046	0.2447	39.6785	-10.1427	2.6211	0.0051
Base	2	15	L	0.0599	3.5451	-1.7952	-6.1789	0.0613	-0.0007
Base	2	15	LR	0.0151	-2.9082	5.7834	3.0592	0.0166	0.0065
Base	2	15	EX Max	62.8754	73.5068	31.0692	145.2195	122.2897	13.0462
Base	2	15	EY Max	0.0261	91.5806	28.2816	182.4125	0.0516	0.0749
Base	2	15	DISX Max	19.6486	22.9709	9.7091	45.3811	38.2155	4.0769
Base	2	15	DISY Max	0.0081	28.6189	8.838	57.0039	0.0161	0.0234
Base	2	15	W	0	0	0	0	0	0
Base	2	15	G	0.0602	-4.0439	10.6693	3.0291	0.0639	0.0126
Base	2	15	DERUX Max	8.1622	11.4852	4.7679	22.6966	15.9049	2.0496
Base	2	15	DERUY Max	0.0044	15.6047	4.819	31.0819	0.0088	0.0128
Base	2	15	COMB1	3.5064	0.3425	55.5499	-14.1998	3.6695	0.0072
Base	2	15	COMB2	3.1089	4.5116	47.6336	-20.5278	3.2517	0.0083
Base	2	15	COMB3	3.0896	-0.8145	55.0725	-13.4553	3.2332	0.0158
Base	2	15	COMB4	3.0729	2.3845	48.7107	-16.8205	3.2149	0.0087
Base	2	15	COMB5 Max	22.7164	35.3952	58.1795	44.1322	41.427	4.0894
Base	2	15	COMB5 Min	-16.5856	-27.7179	33.4585	-80.8324	-35.0138	-4.0785
Base	2	15	COMB6 Max	8.9681	39.3489	57.5698	52.2681	14.6874	1.2519
Base	2	15	COMB6 Min	-2.8373	-31.6716	34.0683	-88.9683	-8.2742	-1.241
Base	2	15	COMB7 Max	8.1568	35.7304	47.4614	61.4898	13.8398	1.2511
Base	2	15	COMB7 Min	-3.6486	-35.29	23.9599	-79.7467	-9.1218	-1.2419
Base	2	15	COMB8 Max	21.9051	31.7767	48.0712	53.3538	40.5794	4.0886
Base	2	15	COMB8 Min	-17.3969	-31.3364	23.3501	-71.6107	-35.8614	-4.0794
Base	2	15	ENVE Max	22.7164	39.3489	58.1795	61.4898	41.427	4.0894
Base	2	15	ENVE Min	-17.3969	-35.29	23.3501	-88.9683	-35.8614	-4.0794
Base	2	15	CIM01	2.5046	0.2447	39.6785	-10.1427	2.6211	0.0051
Base	2	15	CIM02	2.5644	3.7897	37.8833	-16.3216	2.6824	0.0044
Base	2	15	CIM03	2.5197	-2.6636	45.4619	-7.0835	2.6377	0.0116
Base	2	15	CIM04	2.5608	0.7223	42.6697	-12.4824	2.6795	0.0095
Base	2	15	CIM05 Max	16.2603	22.3342	48.3309	33.5949	29.3753	2.8639
Base	2	15	CIM05 Min	-11.2511	-21.8449	31.0261	-53.8803	-24.1332	-2.8537
Base	2	15	CIM06 Max	6.6365	25.1018	47.904	39.2901	10.6576	0.8777
Base	2	15	CIM06 Min	-1.6273	-24.6125	31.453	-59.5755	-5.4155	-0.8674
Base	2	15	CIM07 Max	12.9759	17.4759	49.2296	20.6902	22.9363	2.174
Base	2	15	CIM07 Min	-7.8542	-16.0313	36.1098	-45.655	-17.5773	-2.1551
Base	2	15	CIM08 Max	5.7089	19.5657	48.9073	24.9906	8.8026	0.6742
Base	2	15	CIM08 Min	-0.5872	-18.1211	36.4321	-49.9555	-3.4435	-0.6553
Base	2	15	DER01	3.5064	0.3425	55.5499	-14.1998	3.6695	0.0072
Base	2	15	DER02	3.1089	4.5116	47.6336	-20.5278	3.2517	0.0083
Base	2	15	DER03	3.0896	-0.8145	55.0725	-13.4553	3.2332	0.0158
Base	2	15	DER04	3.0729	2.3845	48.7107	-16.8205	3.2149	0.0087
Base	2	15	DER05 Max	65.9408	77.3454	76.8882	126.8694	125.4963	13.0517
Base	2	15	DER05 Min	-59.81	-69.6681	14.7498	-163.5696	-119.0832	-13.0408
Base	2	15	DER06 Max	3.0914	95.4193	74.1007	164.0624	3.2582	0.0803
Base	2	15	DER06 Min	3.0393	-87.742	17.5374	-200.7626	3.155	-0.0694
Base	2	15	DER07 Max	65.1295	73.727	66.7798	136.091	124.6487	13.0508
Base	2	15	DER07 Min	-60.6213	-73.2866	4.6415	-154.3479	-119.9308	-13.0416
Base	2	15	DER08 Max	2.2802	91.8008	63.9923	173.2841	2.4106	0.0795
Base	2	15	DER08 Min	2.2281	-91.3604	7.429	-191.541	2.3074	-0.0703
Base	2	15	DERUD01	3.5064	0.3425	55.5499	-14.1998	3.6695	0.0072
Base	2	15	DERUD02	3.1089	4.5116	47.6336	-20.5278	3.2517	0.0083

Story	Joint Label	Unique Name	Load Case/Combo	FX kN	FY kN	FZ kN	MX kN-m	MY kN-m	MZ kN-m
Base	2	15	DERUD03	3.0896	-0.8145	55.0725	-13.4553	3.2332	0.0158
Base	2	15	DERUD04	3.0729	2.3845	48.7107	-16.8205	3.2149	0.0087
Base	2	15	DERUD05 Max	11.2276	15.3239	50.5869	4.3465	19.1115	2.0551
Base	2	15	DERUD05 Min	-5.0969	-7.6466	41.0511	-41.0467	-12.6983	-2.0442
Base	2	15	DERUD06 Max	3.0698	19.4434	50.638	12.7318	3.2154	0.0182
Base	2	15	DERUD06 Min	3.0609	-11.7661	41	-49.432	3.1978	-0.0073
Base	2	15	DERUD07 Max	10.4164	11.7054	40.4786	13.5681	18.2639	2.0543
Base	2	15	DERUD07 Min	-5.9081	-11.265	30.9427	-31.825	-13.5459	-2.045
Base	2	15	DERUD08 Max	2.2586	15.8249	40.5297	21.9535	2.3678	0.0174
Base	2	15	DERUD08 Min	2.2497	-15.3845	30.8916	-40.2103	2.3502	-0.0082
Base	2	15	VIG01 Max	42.3674	66.9518	70.5401	106.6144	79.6473	8.1734
Base	2	15	VIG01 Min	-36.2367	-59.2745	21.098	-143.3146	-73.2342	-8.1625
Base	2	15	VIG02 Max	14.8708	74.8591	69.3205	122.8864	26.1681	2.4984
Base	2	15	VIG02 Min	-8.7401	-67.1818	22.3175	-159.5866	-19.755	-2.4875
Base	2	15	VIG03 Max	41.5562	63.3333	60.4317	115.8361	78.7997	8.1725
Base	2	15	VIG03 Min	-37.0479	-62.8929	10.9896	-134.093	-74.0818	-8.1633
Base	2	15	VIG04 Max	14.0596	71.2406	59.2121	132.108	25.3206	2.4976
Base	2	15	VIG04 Min	-9.5513	-70.8002	12.2092	-150.3649	-20.6026	-2.4884
Base	2	15	COL1 Max	62.0184	98.5083	82.9006	169.0967	117.8677	12.2573
Base	2	15	COL1 Min	-55.8877	-90.831	8.7375	-205.7969	-111.4546	-12.2464
Base	2	15	COL2 Max	20.7735	110.3693	81.0713	193.5046	37.6489	3.7449
Base	2	15	COL2 Min	-14.6428	-102.692	10.5668	-230.2048	-31.2358	-3.734
Base	2	15	COL3 Max	61.2072	94.8899	72.7922	178.3183	117.0201	12.2565
Base	2	15	COL3 Min	-56.6989	-94.4495	-1.3709	-196.5752	-112.3022	-12.2473
Base	2	15	COL4 Max	19.9623	106.7508	70.9629	202.7263	36.8013	3.744
Base	2	15	COL4 Min	-15.454	-106.3104	0.4584	-220.9832	-32.0834	-3.7348
Base	2	15	CIM09 Max	15.2585	22.2364	32.4595	37.652	28.3269	2.8618
Base	2	15	CIM09 Min	-12.253	-21.9428	15.1547	-49.8232	-25.1816	-2.8557
Base	2	15	CIM10 Max	5.6347	25.0039	32.0326	43.3471	9.6092	0.8756
Base	2	15	CIM10 Min	-2.6291	-24.7104	15.5816	-55.5184	-6.4639	-0.8695
Base	2	15	COMB9	3.1314	3.9437	50.0766	-20.5429	3.2753	0.0113
Base	2	15	COMB10	3.1617	-2.6316	62.8899	-13.5036	3.3088	0.0256
Base	2	15	COMB11	3.0955	1.8167	51.1537	-16.8356	3.2385	0.0118
Base	2	15	DER09	3.1314	3.9437	50.0766	-20.5429	3.2753	0.0113
Base	2	15	DER10	3.1617	-2.6316	62.8899	-13.5036	3.3088	0.0256
Base	2	15	DER11	3.0955	1.8167	51.1537	-16.8356	3.2385	0.0118
Base	2	15	DERUD09	3.1314	3.9437	50.0766	-20.5429	3.2753	0.0113
Base	2	15	DERUD10	3.1617	-2.6316	62.8899	-13.5036	3.3088	0.0256
Base	2	15	DERUD11	3.0955	1.8167	51.1537	-16.8356	3.2385	0.0118
Base	2	15	CIM11	2.5648	-3.7993	50.3478	-7.1136	2.685	0.0177
Base	2	15	CIM12	2.5946	-0.1295	46.3341	-12.505	2.715	0.014
Base	2	15	CIM13 Max	13.0097	16.6241	52.894	20.6676	22.9718	2.1786
Base	2	15	CIM13 Min	-7.8204	-16.8831	39.7742	-45.6777	-17.5418	-2.1505
Base	2	15	CIM14 Max	5.7427	18.7139	52.5717	24.968	8.838	0.6788
Base	2	15	CIM14 Min	-0.5534	-18.9729	40.0965	-49.9781	-3.4081	-0.6507
Base	2	15	CIM15	1.5028	0.1468	23.8071	-6.0856	1.5727	0.0031
Base	3	16	D	0	-9.0547	206.9454	-0.3089	0	0
Base	3	16	L	0	-6.5276	32.0802	4.4296	0	0
Base	3	16	LR	0	4.9443	11.781	-5.2133	0	0
Base	3	16	EX Max	165.7159	0	0	0	287.4714	13.9091
Base	3	16	EY Max	0	91.8103	28.3339	184.0373	0	0
Base	3	16	DISX Max	51.7862	0	0	0	89.8348	4.3466
Base	3	16	DISY Max	0	28.6907	8.8544	57.5117	0	0
Base	3	16	W	0	0	0	0	0	0
Base	3	16	G	0	6.6247	39.6021	-8.2118	0	0
Base	3	16	DERUX Max	26.6434	0	0	0	46.2158	2.1741
Base	3	16	DERUY Max	0	15.6439	4.8279	31.3588	0	0
Base	3	16	COMB1	0	-12.6766	289.7235	-0.4324	0	0
Base	3	16	COMB2	0	-18.8377	305.5532	4.11	0	0
Base	3	16	COMB3	0	-9.4824	299.2642	-4.2823	0	0

Story	Joint Label	Unique Name	Load Case/Combo	FX kN	FY kN	FZ kN	MX kN-m	MY kN-m	MZ kN-m
Base	3	16	COMB4	0	-14.9211	286.3051	1.4523	0	0
Base	3	16	COMB5 Max	51.7862	-8.786	283.0709	21.3124	89.8348	4.3466
Base	3	16	COMB5 Min	-51.7862	-26.0005	277.7583	-13.1946	-89.8348	-4.3466
Base	3	16	COMB6 Max	15.5359	11.2975	289.269	61.5706	26.9504	1.304
Base	3	16	COMB6 Min	-15.5359	-46.084	271.5602	-53.4527	-26.9504	-1.304
Base	3	16	COMB7 Max	15.5359	20.5415	195.1052	57.2337	26.9504	1.304
Base	3	16	COMB7 Min	-15.5359	-36.84	177.3965	-57.7896	-26.9504	-1.304
Base	3	16	COMB8 Max	51.7862	0.458	188.9071	16.9755	89.8348	4.3466
Base	3	16	COMB8 Min	-51.7862	-16.7564	183.5945	-17.5315	-89.8348	-4.3466
Base	3	16	ENVE Max	51.7862	20.5415	305.5532	61.5706	89.8348	4.3466
Base	3	16	ENVE Min	-51.7862	-46.084	177.3965	-57.7896	-89.8348	-4.3466
Base	3	16	CIM01	0	-9.0547	206.9454	-0.3089	0	0
Base	3	16	CIM02	0	-15.5823	239.0255	4.1207	0	0
Base	3	16	CIM03	0	-4.1104	218.7264	-5.5221	0	0
Base	3	16	CIM04	0	-10.2422	239.8412	-0.8966	0	0
Base	3	16	CIM05 Max	36.2503	-3.0296	208.8048	11.7686	62.8844	3.0426
Base	3	16	CIM05 Min	-36.2503	-15.0797	205.0859	-12.3863	-62.8844	-3.0426
Base	3	16	CIM06 Max	10.8751	11.0288	213.1434	39.9493	18.8653	0.9128
Base	3	16	CIM06 Min	-10.8751	-29.1382	200.7473	-40.567	-18.8653	-0.9128
Base	3	16	CIM07 Max	27.4467	-5.6517	241.2579	8.3052	47.6124	2.3037
Base	3	16	CIM07 Min	-27.4467	-14.8327	238.4245	-10.0985	-47.6124	-2.3037
Base	3	16	CIM08 Max	8.2858	4.9639	244.534	29.5846	14.3736	0.6955
Base	3	16	CIM08 Min	-8.2858	-25.4483	235.1484	-31.3778	-14.3736	-0.6955
Base	3	16	DER01	0	-12.6766	289.7235	-0.4324	0	0
Base	3	16	DER02	0	-18.8377	305.5532	4.11	0	0
Base	3	16	DER03	0	-9.4824	299.2642	-4.2823	0	0
Base	3	16	DER04	0	-14.9211	286.3051	1.4523	0	0
Base	3	16	DER05 Max	165.7159	-17.3932	280.4146	4.0589	287.4714	13.9091
Base	3	16	DER05 Min	-165.7159	-17.3932	280.4146	4.0589	-287.4714	-13.9091
Base	3	16	DER06 Max	0	74.4171	308.7485	188.0963	0	0
Base	3	16	DER06 Min	0	-109.2036	252.0806	-179.9784	0	0
Base	3	16	DER07 Max	165.7159	-8.1492	186.2508	-0.278	287.4714	13.9091
Base	3	16	DER07 Min	-165.7159	-8.1492	186.2508	-0.278	-287.4714	-13.9091
Base	3	16	DER08 Max	0	83.6611	214.5848	183.7594	0	0
Base	3	16	DER08 Min	0	-99.9596	157.9169	-184.3153	0	0
Base	3	16	DERUD01	0	-12.6766	289.7235	-0.4324	0	0
Base	3	16	DERUD02	0	-18.8377	305.5532	4.11	0	0
Base	3	16	DERUD03	0	-9.4824	299.2642	-4.2823	0	0
Base	3	16	DERUD04	0	-14.9211	286.3051	1.4523	0	0
Base	3	16	DERUD05 Max	26.6434	-17.3932	280.4146	4.0589	46.2158	2.1741
Base	3	16	DERUD05 Min	-26.6434	-17.3932	280.4146	4.0589	-46.2158	-2.1741
Base	3	16	DERUD06 Max	0	-1.7494	285.2425	35.4177	0	0
Base	3	16	DERUD06 Min	0	-33.0371	275.5867	-27.2998	0	0
Base	3	16	DERUD07 Max	26.6434	-8.1492	186.2508	-0.278	46.2158	2.1741
Base	3	16	DERUD07 Min	-26.6434	-8.1492	186.2508	-0.278	-46.2158	-2.1741
Base	3	16	DERUD08 Max	0	7.4947	191.0787	31.0808	0	0
Base	3	16	DERUD08 Min	0	-23.7931	181.4229	-31.6367	0	0
Base	3	16	VIG01 Max	103.5724	-0.1788	285.7272	38.5659	179.6696	8.6932
Base	3	16	VIG01 Min	-103.5724	-34.6077	275.102	-30.4481	-179.6696	-8.6932
Base	3	16	VIG02 Max	31.0717	39.9882	298.1233	119.0823	53.9009	2.608
Base	3	16	VIG02 Min	-31.0717	-74.7747	262.7059	-110.9644	-53.9009	-2.608
Base	3	16	VIG03 Max	103.5724	9.0652	191.5634	34.229	179.6696	8.6932
Base	3	16	VIG03 Min	-103.5724	-25.3637	180.9382	-34.785	-179.6696	-8.6932
Base	3	16	VIG04 Max	31.0717	49.2322	203.9595	114.7454	53.9009	2.608
Base	3	16	VIG04 Min	-31.0717	-65.5307	168.5421	-115.3013	-53.9009	-2.608
Base	3	16	COL1 Max	155.3586	8.4284	288.3835	55.8194	269.5044	13.0398
Base	3	16	COL1 Min	-155.3586	-43.2149	272.4457	-47.7016	-269.5044	-13.0398
Base	3	16	COL2 Max	46.6076	68.679	306.9777	176.594	80.8513	3.9119
Base	3	16	COL2 Min	-46.6076	-103.4654	253.8515	-168.4761	-80.8513	-3.9119
Base	3	16	COL3 Max	155.3586	17.6724	194.2197	51.4825	269.5044	13.0398

Story	Joint Label	Unique Name	Load Case/Combo	FX kN	FY kN	FZ kN	MX kN-m	MY kN-m	MZ kN-m
Base	3	16	COL3 Min	-155.3586	-33.9709	178.2819	-52.0385	-269.5044	-13.0398
Base	3	16	COL4 Max	46.6076	77.923	212.8139	172.257	80.8513	3.9119
Base	3	16	COL4 Min	-46.6076	-94.2214	159.6877	-172.813	-80.8513	-3.9119
Base	3	16	CIM09 Max	36.2503	0.5922	126.0266	11.8921	62.8844	3.0426
Base	3	16	CIM09 Min	-36.2503	-11.4579	122.3078	-12.2628	-62.8844	-3.0426
Base	3	16	CIM10 Max	10.8751	14.6507	130.3653	40.0729	18.8653	0.9128
Base	3	16	CIM10 Min	-10.8751	-25.5163	117.9692	-40.4435	-18.8653	-0.9128
Base	3	16	COMB9	0	-17.9974	319.4637	2.6108	0	0
Base	3	16	COMB10	0	-6.7937	343.7779	-9.0799	0	0
Base	3	16	COMB11	0	-14.0809	300.2156	-0.0469	0	0
Base	3	16	DER09	0	-17.9974	319.4637	2.6108	0	0
Base	3	16	DER10	0	-6.7937	343.7779	-9.0799	0	0
Base	3	16	DER11	0	-14.0809	300.2156	-0.0469	0	0
Base	3	16	DERUD09	0	-17.9974	319.4637	2.6108	0	0
Base	3	16	DERUD10	0	-6.7937	343.7779	-9.0799	0	0
Base	3	16	DERUD11	0	-14.0809	300.2156	-0.0469	0	0
Base	3	16	CIM11	0	-2.43	246.5474	-8.5206	0	0
Base	3	16	CIM12	0	-8.9819	260.7071	-3.1455	0	0
Base	3	16	CIM13 Max	27.4467	-4.3913	262.1237	6.0564	47.6124	2.3037
Base	3	16	CIM13 Min	-27.4467	-13.5724	259.2904	-12.3474	-47.6124	-2.3037
Base	3	16	CIM14 Max	8.2858	6.2242	265.3999	27.3357	14.3736	0.6955
Base	3	16	CIM14 Min	-8.2858	-24.1879	256.0142	-33.6267	-14.3736	-0.6955
Base	3	16	CIM15	0	-5.4328	124.1672	-0.1853	0	0
Base	4	18	D	0	-0.1956	56.6776	-9.6897	0	0
Base	4	18	L	0	4.1775	-2.4985	-6.8462	0	0
Base	4	18	LR	0	-5.1303	11.3944	5.3823	0	0
Base	4	18	EX Max	82.5542	0	0	0	143.2401	13.8443
Base	4	18	EY Max	0	91.9062	28.3122	183.167	0	0
Base	4	18	DISX Max	25.7982	0	0	0	44.7625	4.3264
Base	4	18	DISY Max	0	28.7207	8.8475	57.2397	0	0
Base	4	18	W	0	0	0	0	0	0
Base	4	18	G	0	-8.1718	21.5396	7.3415	0	0
Base	4	18	DERUX Max	10.7596	0	0	0	18.6704	2.1737
Base	4	18	DERUY Max	0	15.6602	4.8242	31.2104	0	0
Base	4	18	COMB1	0	-0.2738	79.3486	-13.5656	0	0
Base	4	18	COMB2	0	3.8843	69.7128	-19.8904	0	0
Base	4	18	COMB3	0	-4.2656	83.7457	-9.8622	0	0
Base	4	18	COMB4	0	1.3777	71.2119	-15.7827	0	0
Base	4	18	COMB5 Max	25.7982	12.5591	68.1689	-1.3019	44.7625	4.3264
Base	4	18	COMB5 Min	-25.7982	-4.6733	62.8604	-35.6457	-44.7625	-4.3264
Base	4	18	COMB6 Max	7.7395	32.6636	74.3622	38.7659	13.4288	1.2979
Base	4	18	COMB6 Min	-7.7395	-24.7778	56.6671	-75.7135	-13.4288	-1.2979
Base	4	18	COMB7 Max	7.7395	28.5447	59.8574	48.519	13.4288	1.2979
Base	4	18	COMB7 Min	-7.7395	-28.8967	42.1623	-65.9604	-13.4288	-1.2979
Base	4	18	COMB8 Max	25.7982	8.4402	53.6641	8.4512	44.7625	4.3264
Base	4	18	COMB8 Min	-25.7982	-8.7922	48.3556	-25.8926	-44.7625	-4.3264
Base	4	18	ENVE Max	25.7982	32.6636	83.7457	48.519	44.7625	4.3264
Base	4	18	ENVE Min	-25.7982	-28.8967	42.1623	-75.7135	-44.7625	-4.3264
Base	4	18	CIM01	0	-0.1956	56.6776	-9.6897	0	0
Base	4	18	CIM02	0	3.982	54.1792	-16.5359	0	0
Base	4	18	CIM03	0	-5.3258	68.072	-4.3074	0	0
Base	4	18	CIM04	0	-0.9101	63.3496	-10.7876	0	0
Base	4	18	CIM05 Max	18.0587	5.8358	58.5356	2.3306	31.3338	3.0285
Base	4	18	CIM05 Min	-18.0587	-6.2269	54.8196	-21.71	-31.3338	-3.0285
Base	4	18	CIM06 Max	5.4176	19.9089	62.8709	30.3781	9.4001	0.9085
Base	4	18	CIM06 Min	-5.4176	-20.3	50.4843	-49.7575	-9.4001	-0.9085
Base	4	18	CIM07 Max	13.673	3.6852	64.7652	-1.6293	23.7241	2.293
Base	4	18	CIM07 Min	-13.673	-5.5054	61.934	-19.946	-23.7241	-2.293
Base	4	18	CIM08 Max	4.1277	14.3118	68.0388	19.5494	7.162	0.6922
Base	4	18	CIM08 Min	-4.1277	-16.1321	58.6604	-41.1246	-7.162	-0.6922

Story	Joint Label	Unique Name	Load Case/Combo	FX kN	FY kN	FZ kN	MX kN-m	MY kN-m	MZ kN-m
Base	4	18	DER01	0	-0.2738	79.3486	-13.5656	0	0
Base	4	18	DER02	0	3.8843	69.7128	-19.8904	0	0
Base	4	18	DER03	0	-4.2656	83.7457	-9.8622	0	0
Base	4	18	DER04	0	1.3777	71.2119	-15.7827	0	0
Base	4	18	DER05 Max	82.5542	3.9429	65.5147	-18.4738	143.2401	13.8443
Base	4	18	DER05 Min	-82.5542	3.9429	65.5147	-18.4738	-143.2401	-13.8443
Base	4	18	DER06 Max	0	95.8491	93.8268	164.6932	0	0
Base	4	18	DER06 Min	0	-87.9633	37.2025	-201.6407	0	0
Base	4	18	DER07 Max	82.5542	-0.176	51.0098	-8.7207	143.2401	13.8443
Base	4	18	DER07 Min	-82.5542	-0.176	51.0098	-8.7207	-143.2401	-13.8443
Base	4	18	DER08 Max	0	91.7302	79.322	174.4462	0	0
Base	4	18	DER08 Min	0	-92.0822	22.6977	-191.8877	0	0
Base	4	18	DERUD01	0	-0.2738	79.3486	-13.5656	0	0
Base	4	18	DERUD02	0	3.8843	69.7128	-19.8904	0	0
Base	4	18	DERUD03	0	-4.2656	83.7457	-9.8622	0	0
Base	4	18	DERUD04	0	1.3777	71.2119	-15.7827	0	0
Base	4	18	DERUD05 Max	10.7596	3.9429	65.5147	-18.4738	18.6704	2.1737
Base	4	18	DERUD05 Min	-10.7596	3.9429	65.5147	-18.4738	-18.6704	-2.1737
Base	4	18	DERUD06 Max	0	19.6031	70.3389	12.7366	0	0
Base	4	18	DERUD06 Min	0	-11.7173	60.6905	-49.6842	0	0
Base	4	18	DERUD07 Max	10.7596	-0.176	51.0098	-8.7207	18.6704	2.1737
Base	4	18	DERUD07 Min	-10.7596	-0.176	51.0098	-8.7207	-18.6704	-2.1737
Base	4	18	DERUD08 Max	0	15.4842	55.834	22.4897	0	0
Base	4	18	DERUD08 Min	0	-15.8362	46.1856	-39.9312	0	0
Base	4	18	VIG01 Max	51.5963	21.1753	70.8232	15.87	89.5251	8.6527
Base	4	18	VIG01 Min	-51.5963	-13.2895	60.2061	-52.8176	-89.5251	-8.6527
Base	4	18	VIG02 Max	15.4789	61.3843	83.2098	96.0056	26.8575	2.5958
Base	4	18	VIG02 Min	-15.4789	-53.4985	47.8196	-132.9531	-26.8575	-2.5958
Base	4	18	VIG03 Max	51.5963	17.0564	56.3184	25.6231	89.5251	8.6527
Base	4	18	VIG03 Min	-51.5963	-17.4084	45.7013	-43.0645	-89.5251	-8.6527
Base	4	18	VIG04 Max	15.4789	57.2654	68.7049	105.7586	26.8575	2.5958
Base	4	18	VIG04 Min	-15.4789	-57.6174	33.3148	-123.2001	-26.8575	-2.5958
Base	4	18	COL1 Max	77.3945	29.7915	73.4775	33.0419	134.2876	12.9791
Base	4	18	COL1 Min	-77.3945	-21.9057	57.5519	-69.9895	-134.2876	-12.9791
Base	4	18	COL2 Max	23.2184	90.1049	92.0573	153.2452	40.2863	3.8937
Base	4	18	COL2 Min	-23.2184	-82.2192	38.972	-190.1928	-40.2863	-3.8937
Base	4	18	COL3 Max	77.3945	25.6726	58.9726	42.795	134.2876	12.9791
Base	4	18	COL3 Min	-77.3945	-26.0246	43.0471	-60.2364	-134.2876	-12.9791
Base	4	18	COL4 Max	23.2184	85.9861	77.5525	162.9983	40.2863	3.8937
Base	4	18	COL4 Min	-23.2184	-86.3381	24.4672	-180.4397	-40.2863	-3.8937
Base	4	18	CIM09 Max	18.0587	5.914	35.8645	6.2065	31.3338	3.0285
Base	4	18	CIM09 Min	-18.0587	-6.1487	32.1486	-17.8341	-31.3338	-3.0285
Base	4	18	CIM10 Max	5.4176	19.9871	40.1998	34.254	9.4001	0.9085
Base	4	18	CIM10 Min	-5.4176	-20.2218	27.8133	-45.8816	-9.4001	-0.9085
Base	4	18	COMB9	0	2.3635	74.7854	-18.9108	0	0
Base	4	18	COMB10	0	-9.132	99.978	-6.7275	0	0
Base	4	18	COMB11	0	-0.143	76.2845	-14.8031	0	0
Base	4	18	DER09	0	2.3635	74.7854	-18.9108	0	0
Base	4	18	DER10	0	-9.132	99.978	-6.7275	0	0
Base	4	18	DER11	0	-0.143	76.2845	-14.8031	0	0
Base	4	18	DERUD09	0	2.3635	74.7854	-18.9108	0	0
Base	4	18	DERUD10	0	-9.132	99.978	-6.7275	0	0
Base	4	18	DERUD11	0	-0.143	76.2845	-14.8031	0	0
Base	4	18	CIM11	0	-8.3674	78.2172	-2.3482	0	0
Base	4	18	CIM12	0	-3.1913	70.9584	-9.3182	0	0
Base	4	18	CIM13 Max	13.673	1.4041	72.3741	-0.1599	23.7241	2.293
Base	4	18	CIM13 Min	-13.673	-7.7866	69.5428	-18.4766	-23.7241	-2.293
Base	4	18	CIM14 Max	4.1277	12.0307	75.6476	21.0188	7.162	0.6922
Base	4	18	CIM14 Min	-4.1277	-18.4132	66.2692	-39.6552	-7.162	-0.6922
Base	4	18	CIM15	0	-0.1173	34.0066	-5.8138	0	0

Story	Joint Label	Unique Name	Load Case/Combo	FX kN	FY kN	FZ kN	MX kN-m	MY kN-m	MZ kN-m
Base	5	19	D	-10.648	4.3805	115.7816	-14.5497	-11.2939	0
Base	5	19	L	-2.188	-2.37	13.8843	0.0187	-2.3207	0
Base	5	19	LR	0.0458	3.0012	5.5888	-3.1485	0.0486	0
Base	5	19	EX Max	131.8304	78.9646	38.0169	151.9541	251.2077	13.9091
Base	5	19	EY Max	0.0005	92.0855	28.2707	184.111	0.0005	0
Base	5	19	DISX Max	41.197	24.6764	11.8803	47.4856	78.5024	4.3466
Base	5	19	DISY Max	0.0002	28.7767	8.8346	57.5347	0.0002	0
Base	5	19	W	0	0	0	0	0	0
Base	5	19	G	-1.0023	4.8175	18.1199	-6.2876	-1.0631	0
Base	5	19	DERUX Max	21.2054	12.3815	5.8971	23.7933	40.3963	2.1741
Base	5	19	DERUY Max	0.0001	15.6908	4.8171	31.3713	0.0001	0
Base	5	19	COMB1	-14.9072	6.1327	162.0943	-20.3695	-15.8115	0
Base	5	19	COMB2	-16.2554	2.9651	163.9473	-19.0039	-17.2415	0
Base	5	19	COMB3	-14.8922	7.6885	161.7644	-22.4784	-15.7956	0
Base	5	19	COMB4	-14.9426	4.3871	155.6167	-19.0151	-15.8491	0
Base	5	19	COMB5 Max	26.2315	36.196	167.3529	47.3052	62.6291	4.3466
Base	5	19	COMB5 Min	-56.1626	-30.4229	138.2916	-82.1869	-94.3758	-4.3466
Base	5	19	COMB6 Max	-2.6063	39.0662	165.2209	54.3395	7.6775	1.304
Base	5	19	COMB6 Min	-27.3248	-33.2931	140.4236	-89.2212	-39.4243	-1.304
Base	5	19	COMB7 Max	2.7761	40.1221	116.6021	58.6857	13.3864	1.304
Base	5	19	COMB7 Min	-21.9424	-32.2372	91.8048	-84.8751	-33.7154	-1.304
Base	5	19	COMB8 Max	31.6139	37.2519	118.7341	51.6514	68.3379	4.3466
Base	5	19	COMB8 Min	-50.7802	-29.367	89.6728	-77.8407	-88.667	-4.3466
Base	5	19	ENVE Max	31.6139	40.1221	167.3529	58.6857	68.3379	4.3466
Base	5	19	ENVE Min	-56.1626	-33.2931	89.6728	-89.2212	-94.3758	-4.3466
Base	5	19	CIM01	-10.648	4.3805	115.7816	-14.5497	-11.2939	0
Base	5	19	CIM02	-12.8359	2.0104	129.6659	-14.5309	-13.6146	0
Base	5	19	CIM03	-10.6021	7.3817	121.3705	-17.6981	-11.2453	0
Base	5	19	CIM04	-12.2546	4.8539	130.3865	-16.897	-12.998	0
Base	5	19	CIM05 Max	18.19	27.6971	125.9531	30.7726	43.6578	3.0426
Base	5	19	CIM05 Min	-39.4859	-18.9362	105.6102	-59.8719	-66.2456	-3.0426
Base	5	19	CIM06 Max	-1.9965	29.7062	124.4607	35.6966	5.1917	0.9128
Base	5	19	CIM06 Min	-19.2994	-20.9453	107.1025	-64.7959	-27.7795	-0.9128
Base	5	19	CIM07 Max	9.5799	22.5367	138.0966	17.476	28.6083	2.3037
Base	5	19	CIM07 Min	-34.089	-12.8289	122.6764	-51.2699	-54.6043	-2.3037
Base	5	19	CIM08 Max	-5.663	24.0538	136.9697	21.1941	-0.4375	0.6955
Base	5	19	CIM08 Min	-18.8462	-14.346	123.8033	-54.9881	-25.5584	-0.6955
Base	5	19	DER01	-14.9072	6.1327	162.0943	-20.3695	-15.8115	0
Base	5	19	DER02	-16.2554	2.9651	163.9473	-19.0039	-17.2415	0
Base	5	19	DER03	-14.8922	7.6885	161.7644	-22.4784	-15.7956	0
Base	5	19	DER04	-14.9426	4.3871	155.6167	-19.0151	-15.8491	0
Base	5	19	DER05 Max	116.8649	81.8512	190.8391	134.5132	235.3343	13.9091
Base	5	19	DER05 Min	-146.796	-76.0781	114.8054	-169.3949	-267.081	-13.9091
Base	5	19	DER06 Max	-14.965	94.972	181.093	166.6701	-15.8729	0
Base	5	19	DER06 Min	-14.966	-89.1989	124.5515	-201.5518	-15.8739	0
Base	5	19	DER07 Max	122.2473	82.9071	142.2203	138.8594	241.0431	13.9091
Base	5	19	DER07 Min	-141.4136	-75.0222	66.1866	-165.0488	-261.3722	-13.9091
Base	5	19	DER08 Max	-9.5827	96.0279	132.4742	171.0163	-10.164	0
Base	5	19	DER08 Min	-9.5837	-88.1431	75.9327	-197.2057	-10.165	0
Base	5	19	DERUD01	-14.9072	6.1327	162.0943	-20.3695	-15.8115	0
Base	5	19	DERUD02	-16.2554	2.9651	163.9473	-19.0039	-17.2415	0
Base	5	19	DERUD03	-14.8922	7.6885	161.7644	-22.4784	-15.7956	0
Base	5	19	DERUD04	-14.9426	4.3871	155.6167	-19.0151	-15.8491	0
Base	5	19	DERUD05 Max	6.2399	15.2681	158.7193	6.3524	24.5229	2.1741
Base	5	19	DERUD05 Min	-36.1709	-9.495	146.9252	-41.2341	-56.2697	-2.1741
Base	5	19	DERUD06 Max	-14.9654	18.5773	157.6394	13.9304	-15.8733	0
Base	5	19	DERUD06 Min	-14.9656	-12.8042	148.0051	-48.8122	-15.8735	0
Base	5	19	DERUD07 Max	11.6222	16.324	110.1005	10.6986	30.2318	2.1741
Base	5	19	DERUD07 Min	-30.7886	-8.4391	98.3064	-36.888	-50.5608	-2.1741
Base	5	19	DERUD08 Max	-9.5831	19.6332	109.0206	18.2766	-10.1644	0

Story	Joint Label	Unique Name	Load Case/Combo	FX kN	FY kN	FZ kN	MX kN-m	MY kN-m	MZ kN-m
Base	5	19	DERUD08 Min	-9.5833	-11.7483	99.3863	-44.466	-10.1646	0
Base	5	19	VIG01 Max	67.4286	69.5055	181.8836	112.0513	141.1315	8.6932
Base	5	19	VIG01 Min	-97.3596	-63.7324	123.761	-146.933	-172.8783	-8.6932
Base	5	19	VIG02 Max	9.753	75.2458	177.6196	126.1199	31.2284	2.608
Base	5	19	VIG02 Min	-39.684	-69.4728	128.0249	-161.0016	-62.9751	-2.608
Base	5	19	VIG03 Max	72.8109	70.5613	133.2648	116.3974	146.8404	8.6932
Base	5	19	VIG03 Min	-91.9773	-62.6765	75.1422	-142.5868	-167.1694	-8.6932
Base	5	19	VIG04 Max	15.1353	76.3017	129.0008	130.4661	36.9372	2.608
Base	5	19	VIG04 Min	-34.3017	-68.4169	79.4061	-156.6554	-57.2663	-2.608
Base	5	19	COL1 Max	108.6256	102.8149	196.4142	176.7973	219.6339	13.0398
Base	5	19	COL1 Min	-138.5567	-97.0419	109.2303	-211.679	-251.3807	-13.0398
Base	5	19	COL2 Max	22.1122	111.4255	190.0183	197.9003	54.7793	3.9119
Base	5	19	COL2 Min	-52.0433	-105.6524	115.6262	-232.782	-86.526	-3.9119
Base	5	19	COL3 Max	114.008	103.8708	147.7954	181.1435	225.3428	13.0398
Base	5	19	COL3 Min	-133.1743	-95.986	60.6115	-207.3329	-245.6718	-13.0398
Base	5	19	COL4 Max	27.4946	112.4814	141.3995	202.2464	60.4881	3.9119
Base	5	19	COL4 Min	-46.6609	-104.5965	67.0074	-228.4358	-80.8172	-3.9119
Base	5	19	CIM09 Max	22.4492	25.9449	79.6404	36.5924	48.1754	3.0426
Base	5	19	CIM09 Min	-35.2267	-20.6883	59.2975	-54.052	-61.7281	-3.0426
Base	5	19	CIM10 Max	2.2627	27.954	78.1481	41.5165	9.7093	0.9128
Base	5	19	CIM10 Min	-15.0403	-22.6975	60.7899	-58.9761	-23.262	-0.9128
Base	5	19	COMB9	-16.7795	3.8732	170.2128	-20.5734	-17.7973	0
Base	5	19	COMB10	-16.5692	10.5945	181.814	-27.501	-17.5743	0
Base	5	19	COMB11	-15.4667	5.2953	161.8822	-20.5847	-16.4049	0
Base	5	19	DER09	-16.7795	3.8732	170.2128	-20.5734	-17.7973	0
Base	5	19	DER10	-16.5692	10.5945	181.814	-27.501	-17.5743	0
Base	5	19	DER11	-15.4667	5.2953	161.8822	-20.5847	-16.4049	0
Base	5	19	DERUD09	-16.7795	3.8732	170.2128	-20.5734	-17.7973	0
Base	5	19	DERUD10	-16.5692	10.5945	181.814	-27.501	-17.5743	0
Base	5	19	DERUD11	-15.4667	5.2953	161.8822	-20.5847	-16.4049	0
Base	5	19	CIM11	-11.6503	9.1979	133.9015	-20.8373	-12.357	0
Base	5	19	CIM12	-13.0407	6.216	139.7847	-19.2513	-13.8317	0
Base	5	19	CIM13 Max	8.7938	23.8988	147.4948	15.1216	27.7745	2.3037
Base	5	19	CIM13 Min	-34.8751	-11.4668	132.0747	-53.6242	-55.438	-2.3037
Base	5	19	CIM14 Max	-6.4491	25.4159	146.3679	18.8398	-1.2713	0.6955
Base	5	19	CIM14 Min	-19.6323	-12.9838	133.2016	-57.3424	-26.3922	-0.6955
Base	5	19	CIM15	-6.3888	2.6283	69.469	-8.7298	-6.7763	0
Base	6	21	D	-2.5046	0.2447	39.6785	-10.1427	-2.6211	-0.0051
Base	6	21	L	-0.0599	3.5451	-1.7952	-6.1789	-0.0613	0.0007
Base	6	21	LR	-0.0151	-2.9082	5.7834	3.0592	-0.0166	-0.0065
Base	6	21	EX Max	62.8754	73.5068	31.0692	145.2195	122.2897	13.0462
Base	6	21	EY Max	0.0261	91.5806	28.2816	182.4125	0.0516	0.0749
Base	6	21	DISX Max	19.6486	22.9709	9.7091	45.3811	38.2155	4.0769
Base	6	21	DISY Max	0.0081	28.6189	8.838	57.0039	0.0161	0.0234
Base	6	21	W	0	0	0	0	0	0
Base	6	21	G	-0.0602	-4.0439	10.6693	3.0291	-0.0639	-0.0126
Base	6	21	DERUX Max	8.1622	11.4852	4.7679	22.6966	15.9049	2.0496
Base	6	21	DERUY Max	0.0044	15.6047	4.819	31.0819	0.0088	0.0128
Base	6	21	COMB1	-3.5064	0.3425	55.5499	-14.1998	-3.6695	-0.0072
Base	6	21	COMB2	-3.1089	4.5116	47.6336	-20.5278	-3.2517	-0.0083
Base	6	21	COMB3	-3.0896	-0.8145	55.0725	-13.4553	-3.2332	-0.0158
Base	6	21	COMB4	-3.0729	2.3845	48.7107	-16.8205	-3.2149	-0.0087
Base	6	21	COMB5 Max	16.5856	35.3952	58.1795	44.1322	35.0138	4.0785
Base	6	21	COMB5 Min	-22.7164	-27.7179	33.4585	-80.8324	-41.427	-4.0894
Base	6	21	COMB6 Max	2.8373	39.3489	57.5698	52.2681	8.2742	1.241
Base	6	21	COMB6 Min	-8.9681	-31.6716	34.0683	-88.9683	-14.6874	-1.2519
Base	6	21	COMB7 Max	3.6486	35.7304	47.4614	61.4898	9.1218	1.2419
Base	6	21	COMB7 Min	-8.1568	-35.29	23.9599	-79.7467	-13.8398	-1.2511
Base	6	21	COMB8 Max	17.3969	31.7767	48.0712	53.3538	35.8614	4.0794
Base	6	21	COMB8 Min	-21.9051	-31.3364	23.3501	-71.6107	-40.5794	-4.0886

Story	Joint Label	Unique Name	Load Case/Combo	FX kN	FY kN	FZ kN	MX kN-m	MY kN-m	MZ kN-m
Base	6	21	ENVE Max	17.3969	39.3489	58.1795	61.4898	35.8614	4.0794
Base	6	21	ENVE Min	-22.7164	-35.29	23.3501	-88.9683	-41.427	-4.0894
Base	6	21	CIM01	-2.5046	0.2447	39.6785	-10.1427	-2.6211	-0.0051
Base	6	21	CIM02	-2.5644	3.7897	37.8833	-16.3216	-2.6824	-0.0044
Base	6	21	CIM03	-2.5197	-2.6636	45.4619	-7.0835	-2.6377	-0.0116
Base	6	21	CIM04	-2.5608	0.7223	42.6697	-12.4824	-2.6795	-0.0095
Base	6	21	CIM05 Max	11.2511	22.3342	48.3309	33.5949	24.1332	2.8537
Base	6	21	CIM05 Min	-16.2603	-21.8449	31.0261	-53.8803	-29.3753	-2.8639
Base	6	21	CIM06 Max	1.6273	25.1018	47.904	39.2901	5.4155	0.8674
Base	6	21	CIM06 Min	-6.6365	-24.6125	31.453	-59.5755	-10.6576	-0.8777
Base	6	21	CIM07 Max	7.8542	17.4759	49.2296	20.6902	17.5773	2.1551
Base	6	21	CIM07 Min	-12.9759	-16.0313	36.1098	-45.655	-22.9363	-2.174
Base	6	21	CIM08 Max	0.5872	19.5657	48.9073	24.9906	3.4435	0.6553
Base	6	21	CIM08 Min	-5.7089	-18.1211	36.4321	-49.9555	-8.8026	-0.6742
Base	6	21	DER01	-3.5064	0.3425	55.5499	-14.1998	-3.6695	-0.0072
Base	6	21	DER02	-3.1089	4.5116	47.6336	-20.5278	-3.2517	-0.0083
Base	6	21	DER03	-3.0896	-0.8145	55.0725	-13.4553	-3.2332	-0.0158
Base	6	21	DER04	-3.0729	2.3845	48.7107	-16.8205	-3.2149	-0.0087
Base	6	21	DER05 Max	59.81	77.3454	76.8882	126.8694	119.0832	13.0408
Base	6	21	DER05 Min	-65.9408	-69.6681	14.7498	-163.5696	-125.4963	-13.0517
Base	6	21	DER06 Max	-3.0393	95.4193	74.1007	164.0624	-3.155	0.0694
Base	6	21	DER06 Min	-3.0914	-87.742	17.5374	-200.7626	-3.2582	-0.0803
Base	6	21	DER07 Max	60.6213	73.727	66.7798	136.091	119.9308	13.0416
Base	6	21	DER07 Min	-65.1295	-73.2866	4.6415	-154.3479	-124.6487	-13.0508
Base	6	21	DER08 Max	-2.2281	91.8008	63.9923	173.2841	-2.3074	0.0703
Base	6	21	DER08 Min	-2.2802	-91.3604	7.429	-191.541	-2.4106	-0.0795
Base	6	21	DERUD01	-3.5064	0.3425	55.5499	-14.1998	-3.6695	-0.0072
Base	6	21	DERUD02	-3.1089	4.5116	47.6336	-20.5278	-3.2517	-0.0083
Base	6	21	DERUD03	-3.0896	-0.8145	55.0725	-13.4553	-3.2332	-0.0158
Base	6	21	DERUD04	-3.0729	2.3845	48.7107	-16.8205	-3.2149	-0.0087
Base	6	21	DERUD05 Max	5.0969	15.3239	50.5869	4.3465	12.6983	2.0442
Base	6	21	DERUD05 Min	-11.2276	-7.6466	41.0511	-41.0467	-19.1115	-2.0551
Base	6	21	DERUD06 Max	-3.0609	19.4434	50.638	12.7318	-3.1978	0.0073
Base	6	21	DERUD06 Min	-3.0698	-11.7661	41	-49.432	-3.2154	-0.0182
Base	6	21	DERUD07 Max	5.9081	11.7054	40.4786	13.5681	13.5459	2.045
Base	6	21	DERUD07 Min	-10.4164	-11.265	30.9427	-31.825	-18.2639	-2.0543
Base	6	21	DERUD08 Max	-2.2497	15.8249	40.5297	21.9535	-2.3502	0.0082
Base	6	21	DERUD08 Min	-2.2586	-15.3845	30.8916	-40.2103	-2.3678	-0.0174
Base	6	21	VIG01 Max	36.2367	66.9518	70.5401	106.6144	73.2342	8.1625
Base	6	21	VIG01 Min	-42.3674	-59.2745	21.098	-143.3146	-79.6473	-8.1734
Base	6	21	VIG02 Max	8.7401	74.8591	69.3205	122.8864	19.755	2.4875
Base	6	21	VIG02 Min	-14.8708	-67.1818	22.3175	-159.5866	-26.1681	-2.4984
Base	6	21	VIG03 Max	37.0479	63.3333	60.4317	115.8361	74.0818	8.1633
Base	6	21	VIG03 Min	-41.5562	-62.8929	10.9896	-134.093	-78.7997	-8.1725
Base	6	21	VIG04 Max	9.5513	71.2406	59.2121	132.108	20.6026	2.4884
Base	6	21	VIG04 Min	-14.0596	-70.8002	12.2092	-150.3649	-25.3206	-2.4976
Base	6	21	COL1 Max	55.8877	98.5083	82.9006	169.0967	111.4546	12.2464
Base	6	21	COL1 Min	-62.0184	-90.831	8.7375	-205.7969	-117.8677	-12.2573
Base	6	21	COL2 Max	14.6428	110.3693	81.0713	193.5046	31.2358	3.734
Base	6	21	COL2 Min	-20.7735	-102.692	10.5668	-230.2048	-37.6489	-3.7449
Base	6	21	COL3 Max	56.6989	94.8899	72.7922	178.3183	112.3022	12.2473
Base	6	21	COL3 Min	-61.2072	-94.4495	-1.3709	-196.5752	-117.0201	-12.2565
Base	6	21	COL4 Max	15.454	106.7508	70.9629	202.7263	32.0834	3.7348
Base	6	21	COL4 Min	-19.9623	-106.3104	0.4584	-220.9832	-36.8013	-3.744
Base	6	21	CIM09 Max	12.253	22.2364	32.4595	37.652	25.1816	2.8557
Base	6	21	CIM09 Min	-15.2585	-21.9428	15.1547	-49.8232	-28.3269	-2.8618
Base	6	21	CIM10 Max	2.6291	25.0039	32.0326	43.3471	6.4639	0.8695
Base	6	21	CIM10 Min	-5.6347	-24.7104	15.5816	-55.5184	-9.6092	-0.8756
Base	6	21	COMB9	-3.1314	3.9437	50.0766	-20.5429	-3.2753	-0.0113
Base	6	21	COMB10	-3.1617	-2.6316	62.8899	-13.5036	-3.3088	-0.0256

Story	Joint Label	Unique Name	Load Case/Combo	FX kN	FY kN	FZ kN	MX kN-m	MY kN-m	MZ kN-m
Base	6	21	COMB11	-3.0955	1.8167	51.1537	-16.8356	-3.2385	-0.0118
Base	6	21	DER09	-3.1314	3.9437	50.0766	-20.5429	-3.2753	-0.0113
Base	6	21	DER10	-3.1617	-2.6316	62.8899	-13.5036	-3.3088	-0.0256
Base	6	21	DER11	-3.0955	1.8167	51.1537	-16.8356	-3.2385	-0.0118
Base	6	21	DERUD09	-3.1314	3.9437	50.0766	-20.5429	-3.2753	-0.0113
Base	6	21	DERUD10	-3.1617	-2.6316	62.8899	-13.5036	-3.3088	-0.0256
Base	6	21	DERUD11	-3.0955	1.8167	51.1537	-16.8356	-3.2385	-0.0118
Base	6	21	CIM11	-2.5648	-3.7993	50.3478	-7.1136	-2.685	-0.0177
Base	6	21	CIM12	-2.5946	-0.1295	46.3341	-12.505	-2.715	-0.014
Base	6	21	CIM13 Max	7.8204	16.6241	52.894	20.6676	17.5418	2.1505
Base	6	21	CIM13 Min	-13.0097	-16.8831	39.7742	-45.6777	-22.9718	-2.1786
Base	6	21	CIM14 Max	0.5534	18.7139	52.5717	24.968	3.4081	0.6507
Base	6	21	CIM14 Min	-5.7427	-18.9729	40.0965	-49.9781	-8.838	-0.6788
Base	6	21	CIM15	-1.5028	0.1468	23.8071	-6.0856	-1.5727	-0.0031

5.4 Modal Results

Table 5.9 - Modal Periods and Frequencies

Case	Mode	Period sec	Frequency cyc/sec	Circular Frequency rad/sec	Eigenvalue rad²/sec²
Modal	1	0.221	4.518	28.389	805.9364
Modal	2	0.2	4.999	31.4066	986.3729
Modal	3	0.148	6.759	42.4664	1803.3955
Modal	4	0.052	19.049	119.6864	14324.8399
Modal	5	0.021	47.845	300.6167	90370.4244
Modal	6	0.017	57.377	360.5099	129967.3782
Modal	7	0.017	58.531	367.7593	135246.889
Modal	8	0.016	62.321	391.5731	153329.474
Modal	9	0.01	95.871	602.375	362855.6339

Table 5.10 - Modal Participating Mass Ratios (Part 1 of 2)

Case	Mode	Period sec	UX	UY	UZ	Sum UX	Sum UY	Sum UZ
Modal	1	0.221	0.6545	0	0	0.6545	0	0
Modal	2	0.2	0	1	0	0.6545	1	0
Modal	3	0.148	0.3445	0	0	0.999	1	0
Modal	4	0.052	0.001	0	0	1	1	0
Modal	5	0.021	0	0	0	1	1	0
Modal	6	0.017	0	1.853E-05	0	1	1	0
Modal	7	0.017	0	0	0	1	1	0
Modal	8	0.016	0	0	0	1	1	0
Modal	9	0.01	0	0	0	1	1	0

Table 5.10 - Modal Participating Mass Ratios (Part 2 of 2)

Case	Mode	RX	RY	RZ	Sum RX	Sum RY	Sum RZ
Modal	1	0	0.6545	0.371	0	0.6545	0.371
Modal	2	1	0	0	1	0.6545	0.371
Modal	3	0	0.3445	0.6282	1	0.999	0.9992
Modal	4	0	0.001	0.0008	1	1	1
Modal	5	0	0	0	1	1	1
Modal	6	1.853E-05	0	0	1	1	1
Modal	7	0	0	1.265E-05	1	1	1
Modal	8	0	0	0	1	1	1
Modal	9	0	0	0	1	1	1

Table 5.11 - Modal Load Participation Ratios

Case	Item Type	Item	Static %	Dynamic %
Modal	Acceleration	UX	100	100

Case	Item Type	Item	Static %	Dynamic %
Modal	Acceleration	UY	100	100
Modal	Acceleration	UZ	0	0

Table 5.12 - Modal Direction Factors

Case	Mode	Period sec	UX	UY	UZ	RZ
Modal	1	0.221	0.667	0	0	0.333
Modal	2	0.2	0	1	0	0
Modal	3	0.148	0.348	0	0	0.652
Modal	4	0.052	0.013	0	0	0.987
Modal	5	0.021	0	1	0	0
Modal	6	0.017	0	1	0	0
Modal	7	0.017	0	0	0	1
Modal	8	0.016	0	1	0	0
Modal	9	0.01	0	0	0	1

ETABS® 2016

Integrated Building Design Software

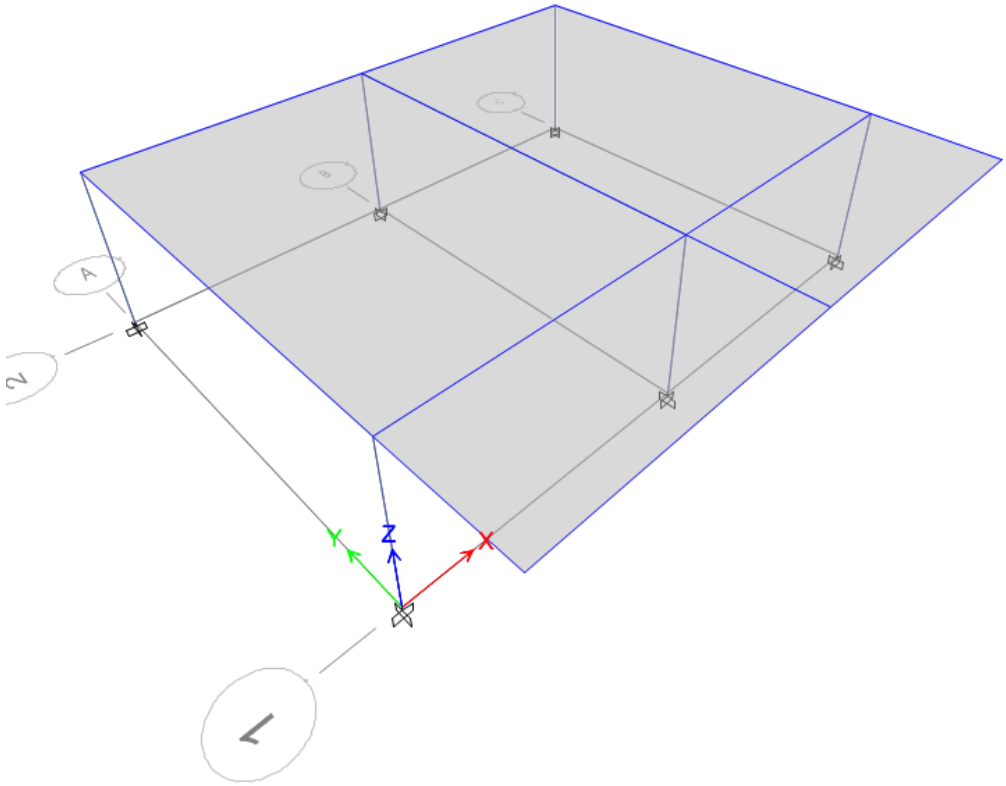

Project Report

Model File: 004 2017 EDUCACION MODULO 1A DMO - E, Revision 0
05/04/2017

Table of Contents

1. Structure Data 4
   - 1.1 Story Data 4
   - 1.2 Grid Data 4
   - 1.3 Point Coordinates 4
   - 1.4 Line Connectivity 4
   - 1.5 Area Connectivity 5
   - 1.6 Mass 5
   - 1.7 Groups 6
2. Properties 7
   - 2.1 Materials 7
   - 2.2 Frame Sections 7
   - 2.3 Shell Sections 7
   - 2.4 Reinforcement Sizes 7
   - 2.5 Tendon Sections 7
3. Assignments 8
   - 3.1 Joint Assignments 8
   - 3.2 Frame Assignments 8
   - 3.3 Shell Assignments 8
4. Loads 10
   - 4.1 Load Patterns 10
   - 4.2 Applied Loads 10
     - 4.2.1 Line Loads 10
     - 4.2.2 Area Loads 10
   - 4.3 Functions 11
     - 4.3.1 Response Spectrum Functions 11
   - 4.4 Load Cases 26
   - 4.5 Load Combinations 26
5. Analysis Results 31
   - 5.1 Structure Results 31
   - 5.2 Story Results 35
   - 5.3 Point Results 48
   - 5.4 Modal Results 60

List of Tables

Table 1.1 Story Data 4
Table 1.2 Grid Systems 4
Table 1.3 Grid Lines 4
Table 1.4 Joint Coordinates Data 4
Table 1.5 Column Connectivity Data 4
Table 1.6 Beam Connectivity Data 5
Table 1.7 Floor Connectivity Data 5
Table 1.8 Mass Source 5
Table 1.9 Centers of Mass and Rigidity 5
Table 1.10 Mass Summary by Diaphragm 5
Table 1.11 Mass Summary by Story 6
Table 1.12 Group Definitions 6
Table 2.1 Material Properties - Summary 7
Table 2.2 Frame Sections - Summary 7
Table 2.3 Shell Sections - Summary 7
Table 2.4 Reinforcing Bar Sizes 7
Table 2.5 Tendon Section Properties 7
Table 3.1 Joint Assignments - Summary 8
Table 3.2 Frame Assignments - Summary 8
Table 3.3 Shell Assignments - Summary 8
Table 4.1 Load Patterns 10
Table 4.2 Frame Loads - Distributed 10
Table 4.3 Shell Loads - Uniform 10
Table 4.4 Response Spectrum Function - User 11
Table 4.5 Load Cases - Summary 26
Table 4.6 Load Combinations 26
Table 5.1 Base Reactions 31
Table 5.2 Centers of Mass and Rigidity 33
Table 5.3 Diaphragm Center of Mass Displacements 33
Table 5.4 Story Max/Avg Displacements 35
Table 5.5 Story Drifts 38
Table 5.6 Story Max/Avg Drifts 41
Table 5.7 Story Forces 44
Table 5.8 Joint Reactions 48
Table 5.9 Modal Periods and Frequencies 60
Table 5.10 Modal Participating Mass Ratios 61
Table 5.11 Modal Load Participation Ratios 61
Table 5.12 Modal Direction Factors 61

1 Structure Data

This chapter provides model geometry information, including items such as story levels, point coordinates, and element connectivity.

1.1 Story Data

Table 1.1 - Story Data

Name	Height mm	Elevation mm	Master Story	Similar To	Splice Story
N1	3250	3250	Yes	None	No
Base	0	0	No	None	No

1.2 Grid Data

Table 1.2 - Grid Systems

Name	Type	Story Range	X Origin m	Y Origin m	Rotation deg	Bubble Size mm	Color
G1	Cartesian	Default	0	0	0	1250	Gray

Table 1.3 - Grid Lines

Grid System	Grid Direction	Grid ID	Visible	Bubble Location	Ordinate m
G1	X	A	Yes	End	0
G1	X	B	Yes	End	5.6
G1	X	C	Yes	End	11.2
G1	Y	1	Yes	Start	0
G1	Y	2	Yes	Start	8.2

1.3 Point Coordinates

Table 1.4 - Joint Coordinates Data

Label	X mm	Y mm	ΔZ Below mm
1	0	0	0
2	0	8200	0
3	5600	0	0
4	5600	8200	0
5	11200	0	0
6	11200	8200	0
10	0	-2400	0
11	5600	-2400	0
12	11200	-2400	0

1.4 Line Connectivity

Table 1.5 - Column Connectivity Data

Column	I-End Point	J-End Point	I-End Story
C1	1	1	Below
C2	2	2	Below
C3	3	3	Below
C4	4	4	Below
C5	5	5	Below
C6	6	6	Below

Table 1.6 - Beam Connectivity Data

Beam	I-End Point	J-End Point	Curve Type
B1	1	2	None
B2	3	4	None
B3	5	6	None
B4	1	3	None

Beam	I-End Point	J-End Point	Curve Type
B5	3	5	None
B6	2	4	None
B7	4	6	None
B10	10	11	None
B11	11	12	None
B8	10	1	None
B9	11	3	None
B12	12	5	None

1.5 Area Connectivity

Table 1.7 - Floor Connectivity Data

Floor	Number of Edges	Edge Number	Point 1	Point 2	Curve Type
F1	4	1	10	12	None
		2	12	5	None
		3	5	1	None
		4	1	10	None
F2	4	1	1	5	None
		2	5	6	None
		3	6	2	None
		4	2	1	None

1.6 Mass

Table 1.8 - Mass Source

Name	Include Elements	Include Added Mass	Include Loads	Include Lateral	Include Vertical	Lump at Stories	IsDefault	Load Pattern	Multiplier
MsSrc1	No	No	Yes	Yes	No	Yes	Yes	D	1
MsSrc1	No	No	Yes	Yes	No	Yes	Yes	L	0.3

Table 1.9 - Centers of Mass and Rigidity

Story	Diaphragm	Mass X kg	Mass Y kg	XCM m	YCM m	Cumulative X kg	Cumulative Y kg	XCCM m	YCCM m	XCR m	YCR m
N1	D1	41809.44	41809.44	5.6	-0.7098	41809.44	41809.44	5.6	-0.7098	5.6	3.2149

Table 1.10 - Mass Summary by Diaphragm

Story	Diaphragm	Mass X kg	Mass Y kg	Mass Moment of Inertia ton-m²	X Mass Center m	Y Mass Center m
N1	D1	41809.44	41809.44	769.2246	5.6	-0.7098

Table 1.11 - Mass Summary by Story

Story	UX kg	UY kg	UZ kg
N1	56483.87	56483.87	0
Base	3747.82	3747.82	0

1.7 Groups

Table 1.12 - Group Definitions

Name	Color
All	Yellow

2 Properties

This chapter provides property information for materials, frame sections, shell sections, and links.

2.1 Materials

Table 2.1 - Material Properties - Summary

Name	Type	E MPa	ν	Unit Weight kN/m³	Design Strengths
A416Gr270	Tendon	196500.6	0	76.9729	Fy=1689.91 MPa, Fu=1861.58 MPa
A615Gr60	Rebar	199947.98	0.3	76.9729	Fy=413.69 MPa, Fu=620.53 MPa
CONC00	Concrete	25267.13	0.2	0	Fc=28 MPa
CONC21	Concrete	21538	0.2	23.56	Fc=21 MPa
RMAT	Rebar	199947.98	0.3	76.9729	Fy=420 MPa, Fu=630 MPa

2.2 Frame Sections

Table 2.2 - Frame Sections - Summary

Name	Material	Shape
C40X40	CONC21	Concrete Rectangular
V30X50	CONC21	Concrete Rectangular
VB20X50	CONC21	Concrete Rectangular

2.3 Shell Sections

Table 2.3 - Shell Sections - Summary

Name	Design Type	Element Type	Material	Total Thickness mm
CUB	Slab	Membrane		5
LOSA	Slab	Membrane		5

2.4 Reinforcement Sizes

Table 2.4 - Reinforcing Bar Sizes

Name	Diameter mm	Area cm²
#2	6.4	0.3226
#3	9.5	1
#5	15.9	2
#6	19.1	3
#8	25.4	5
#9	28.7	6
15M	16	2

2.5 Tendon Sections

Table 2.5 - Tendon Section Properties

Name	Material	StrandArea cm²	Color
Tendon1	A416Gr270	1	Yellow

3 Assignments

This chapter provides a listing of the assignments applied to the model.

3.1 Joint Assignments

Table 3.1 - Joint Assignments - Summary

Story	Label	Unique Name	Diaphragm	Restraints
N1	1	2	D1	
N1	2	14	Disconnected	
N1	3	6	D1	
N1	4	17	Disconnected	
N1	5	10	D1	
N1	6	20	Disconnected	
N1	10	25	D1	
N1	11	26	D1	
N1	12	27	D1	
Base	1	13	Disconnected	UX; UY; UZ; RX; RY; RZ
Base	2	15	Disconnected	UX; UY; UZ; RX; RY; RZ
Base	3	16	Disconnected	UX; UY; UZ; RX; RY; RZ
Base	4	18	Disconnected	UX; UY; UZ; RX; RY; RZ
Base	5	19	Disconnected	UX; UY; UZ; RX; RY; RZ
Base	6	21	Disconnected	UX; UY; UZ; RX; RY; RZ

3.2 Frame Assignments

Table 3.2 - Frame Assignments - Summary

Story	Label	Unique Name	Design Type	Length mm	Analysis Section	Design Section	Max Station Spacing mm	Min Number Stations
N1	C1	7	Column	3250	C40X40	C40X40		3
N1	C2	8	Column	3250	C40X40	C40X40		3
N1	C3	9	Column	3250	C40X40	C40X40		3
N1	C4	10	Column	3250	C40X40	C40X40		3
N1	C5	11	Column	3250	C40X40	C40X40		3
N1	C6	12	Column	3250	C40X40	C40X40		3
N1	B1	13	Beam	8200	V30X50	V30X50	500	
N1	B2	14	Beam	8200	V30X50	V30X50	500	
N1	B3	15	Beam	8200	V30X50	V30X50	500	
N1	B4	16	Beam	5600	V30X50	V30X50	500	
N1	B5	17	Beam	5600	V30X50	V30X50	500	
N1	B6	18	Beam	5600	V30X50	V30X50	500	
N1	B7	19	Beam	5600	V30X50	V30X50	500	
N1	B10	22	Beam	5600	VB20X50	VB20X50	500	
N1	B11	23	Beam	5600	VB20X50	VB20X50	500	
N1	B8	2	Beam	2400	V30X50	V30X50	500	
N1	B9	4	Beam	2400	V30X50	V30X50	500	
N1	B12	6	Beam	2400	V30X50	V30X50	500	

3.3 Shell Assignments

Table 3.3 - Shell Assignments - Summary

Story	Label	Unique Name	Section	Axis Angle deg
N1	F1	1	LOSA	90
N1	F2	2	CUB	

4 Loads

This chapter provides loading information as applied to the model.

4.1 Load Patterns

Table 4.1 - Load Patterns

Name	Type	Self Weight Multiplier	Auto Load
D	Dead	1	
L	Live	0	
LR	Live	0	
W	Wind	0	None
G	Snow	0	

4.2 Applied Loads

4.2.1 Line Loads

Table 4.2 - Frame Loads - Distributed

Story	Label	Unique Name	Design Type	Load Pattern	LoadType	Direction	Relative Distance Start	Relative Distance End	Absolute Distance Start mm	Absolute Distance End mm	Force at Start kN/m	Force at End kN/m
N1	B1	13	Beam	D	Force	Gravity	0	1	0	8200	4.4	0
N1	B2	14	Beam	D	Force	Gravity	0	1	0	8200	4.4	0
N1	B3	15	Beam	D	Force	Gravity	0	1	0	8200	4.4	0
N1	B4	16	Beam	D	Force	Gravity	0	1	0	5600	4.4	4.4
N1	B5	17	Beam	D	Force	Gravity	0	1	0	5600	4.4	4.4
N1	B10	22	Beam	D	Force	Gravity	0	1	0	5600	1.55	1.55
N1	B11	23	Beam	D	Force	Gravity	0	1	0	5600	1.55	1.55

4.2.2 Area Loads

Table 4.3 - Shell Loads - Uniform

Story	Label	Unique Name	Load Pattern	Direction	Load kN/m²
N1	F1	1	D	Gravity	4.3
N1	F2	2	D	Gravity	0.64
N1	F1	1	L	Gravity	2
N1	F2	2	LR	Gravity	0.5
N1	F1	1	G	Gravity	1
N1	F2	2	G	Gravity	1

4.3 Functions

4.3.1 Response Spectrum Functions

Table 4.4 - Response Spectrum Function - User

Name	Period sec	Acceleration	Damping %
Umbral	0	0.08	2
Umbral	0.01	0.086	
Umbral	0.02	0.093	
Umbral	0.03	0.099	
Umbral	0.04	0.106	
Umbral	0.05	0.112	
Umbral	0.06	0.118	
Umbral	0.07	0.125	
Umbral	0.08	0.131	
Umbral	0.09	0.138	
Umbral	0.1	0.144	
Umbral	0.11	0.15	

Name	Period sec	Acceleration	Damping %
Umbral	0.12	0.157	
Umbral	0.13	0.163	
Umbral	0.14	0.17	
Umbral	0.15	0.176	
Umbral	0.16	0.182	
Umbral	0.17	0.189	
Umbral	0.18	0.195	
Umbral	0.19	0.202	
Umbral	0.2	0.208	
Umbral	0.21	0.214	
Umbral	0.22	0.221	
Umbral	0.23	0.227	
Umbral	0.24	0.234	
Umbral	0.25	0.24	
Umbral	0.26	0.24	
Umbral	0.27	0.24	
Umbral	0.28	0.24	
Umbral	0.29	0.24	
Umbral	0.3	0.24	
Umbral	0.31	0.24	
Umbral	0.32	0.24	
Umbral	0.33	0.24	
Umbral	0.34	0.24	
Umbral	0.35	0.24	
Umbral	0.36	0.24	
Umbral	0.37	0.24	
Umbral	0.38	0.24	
Umbral	0.39	0.24	
Umbral	0.4	0.24	
Umbral	0.41	0.24	
Umbral	0.42	0.24	
Umbral	0.43	0.24	
Umbral	0.44	0.24	
Umbral	0.45	0.24	
Umbral	0.46	0.24	
Umbral	0.47	0.24	
Umbral	0.48	0.24	
Umbral	0.49	0.24	
Umbral	0.5	0.24	
Umbral	0.51	0.24	
Umbral	0.52	0.24	
Umbral	0.53	0.24	
Umbral	0.54	0.24	
Umbral	0.55	0.24	
Umbral	0.56	0.24	
Umbral	0.57	0.24	
Umbral	0.58	0.24	
Umbral	0.59	0.24	
Umbral	0.6	0.24	
Umbral	0.61	0.24	
Umbral	0.62	0.24	
Umbral	0.63	0.24	
Umbral	0.64	0.24	
Umbral	0.65	0.24	
Umbral	0.66	0.24	
Umbral	0.67	0.24	
Umbral	0.68	0.24	
Umbral	0.69	0.24	
Umbral	0.7	0.24	
Umbral	0.71	0.24	

Name	Period sec	Acceleration	Damping %
Umbral	0.72	0.24	
Umbral	0.73	0.24	
Umbral	0.74	0.24	
Umbral	0.75	0.24	
Umbral	0.76	0.24	
Umbral	0.77	0.24	
Umbral	0.78	0.24	
Umbral	0.79	0.24	
Umbral	0.8	0.24	
Umbral	0.81	0.24	
Umbral	0.82	0.24	
Umbral	0.83	0.24	
Umbral	0.84	0.24	
Umbral	0.85	0.24	
Umbral	0.86	0.24	
Umbral	0.87	0.24	
Umbral	0.88	0.24	
Umbral	0.89	0.24	
Umbral	0.9	0.24	
Umbral	0.91	0.24	
Umbral	0.92	0.24	
Umbral	0.93	0.24	
Umbral	0.94	0.24	
Umbral	0.95	0.24	
Umbral	0.96	0.24	
Umbral	0.97	0.24	
Umbral	0.98	0.24	
Umbral	0.99	0.24	
Umbral	1	0.24	
Umbral	1.01	0.24	
Umbral	1.02	0.24	
Umbral	1.03	0.24	
Umbral	1.04	0.24	
Umbral	1.05	0.24	
Umbral	1.06	0.24	
Umbral	1.07	0.24	
Umbral	1.08	0.24	
Umbral	1.09	0.24	
Umbral	1.1	0.24	
Umbral	1.11	0.24	
Umbral	1.12	0.24	
Umbral	1.13	0.24	
Umbral	1.14	0.24	
Umbral	1.15	0.24	
Umbral	1.16	0.24	
Umbral	1.17	0.24	
Umbral	1.18	0.24	
Umbral	1.19	0.24	
Umbral	1.2	0.24	
Umbral	1.21	0.24	
Umbral	1.22	0.24	
Umbral	1.23	0.24	
Umbral	1.24	0.24	
Umbral	1.25	0.24	
Umbral	1.26	0.24	
Umbral	1.27	0.24	
Umbral	1.28	0.24	
Umbral	1.29	0.24	
Umbral	1.3	0.24	
Umbral	1.31	0.24	

Name	Period sec	Acceleration	Damping %
Umbral	1.32	0.24	
Umbral	1.33	0.24	
Umbral	1.34	0.24	
Umbral	1.35	0.24	
Umbral	1.36	0.24	
Umbral	1.37	0.24	
Umbral	1.38	0.24	
Umbral	1.39	0.24	
Umbral	1.4	0.24	
Umbral	1.41	0.24	
Umbral	1.42	0.24	
Umbral	1.43	0.24	
Umbral	1.44	0.24	
Umbral	1.45	0.24	
Umbral	1.46	0.24	
Umbral	1.47	0.24	
Umbral	1.48	0.24	
Umbral	1.49	0.24	
Umbral	1.5	0.24	
Umbral	1.51	0.24	
Umbral	1.52	0.24	
Umbral	1.53	0.24	
Umbral	1.54	0.24	
Umbral	1.55	0.24	
Umbral	1.56	0.24	
Umbral	1.57	0.24	
Umbral	1.58	0.24	
Umbral	1.59	0.24	
Umbral	1.6	0.24	
Umbral	1.61	0.24	
Umbral	1.62	0.24	
Umbral	1.63	0.24	
Umbral	1.64	0.24	
Umbral	1.65	0.24	
Umbral	1.66	0.24	
Umbral	1.67	0.24	
Umbral	1.68	0.24	
Umbral	1.69	0.24	
Umbral	1.7	0.24	
Umbral	1.71	0.24	
Umbral	1.72	0.24	
Umbral	1.73	0.24	
Umbral	1.74	0.24	
Umbral	1.75	0.24	
Umbral	1.76	0.24	
Umbral	1.77	0.24	
Umbral	1.78	0.24	
Umbral	1.79	0.24	
Umbral	1.8	0.24	
Umbral	1.81	0.24	
Umbral	1.82	0.24	
Umbral	1.83	0.24	
Umbral	1.84	0.24	
Umbral	1.85	0.24	
Umbral	1.86	0.24	
Umbral	1.87	0.24	
Umbral	1.88	0.24	
Umbral	1.89	0.24	
Umbral	1.9	0.24	
Umbral	1.91	0.24	

Name	Period sec	Acceleration	Damping %
Umbral	1.92	0.24	
Umbral	1.93	0.24	
Umbral	1.94	0.24	
Umbral	1.95	0.24	
Umbral	1.96	0.24	
Umbral	1.97	0.24	
Umbral	1.98	0.24	
Umbral	1.99	0.24	
Umbral	2	0.24	
Umbral	2.01	0.239	
Umbral	2.02	0.238	
Umbral	2.03	0.236	
Umbral	2.04	0.235	
Umbral	2.05	0.234	
Umbral	2.06	0.233	
Umbral	2.07	0.232	
Umbral	2.08	0.231	
Umbral	2.09	0.23	
Umbral	2.1	0.229	
Umbral	2.11	0.227	
Umbral	2.12	0.226	
Umbral	2.13	0.225	
Umbral	2.14	0.224	
Umbral	2.15	0.223	
Umbral	2.16	0.222	
Umbral	2.17	0.221	
Umbral	2.18	0.22	
Umbral	2.19	0.219	
Umbral	2.2	0.218	
Umbral	2.21	0.217	
Umbral	2.22	0.216	
Umbral	2.23	0.215	
Umbral	2.24	0.214	
Umbral	2.25	0.213	
Umbral	2.26	0.212	
Umbral	2.27	0.211	
Umbral	2.28	0.211	
Umbral	2.29	0.21	
Umbral	2.3	0.209	
Umbral	2.31	0.208	
Umbral	2.32	0.207	
Umbral	2.33	0.206	
Umbral	2.34	0.205	
Umbral	2.35	0.204	
Umbral	2.36	0.203	
Umbral	2.37	0.203	
Umbral	2.38	0.202	
Umbral	2.39	0.201	
Umbral	2.4	0.2	
Umbral	2.41	0.199	
Umbral	2.42	0.198	
Umbral	2.43	0.198	
Umbral	2.44	0.197	
Umbral	2.45	0.196	
Umbral	2.46	0.195	
Umbral	2.47	0.194	
Umbral	2.48	0.194	
Umbral	2.49	0.193	
Umbral	2.5	0.192	
Umbral	2.51	0.191	

Name	Period sec	Acceleration	Damping %
Umbral	2.52	0.19	
Umbral	2.53	0.19	
Umbral	2.54	0.189	
Umbral	2.55	0.188	
Umbral	2.56	0.188	
Umbral	2.57	0.187	
Umbral	2.58	0.186	
Umbral	2.59	0.185	
Umbral	2.6	0.185	
Umbral	2.61	0.184	
Umbral	2.62	0.183	
Umbral	2.63	0.183	
Umbral	2.64	0.182	
Umbral	2.65	0.181	
Umbral	2.66	0.18	
Umbral	2.67	0.18	
Umbral	2.68	0.179	
Umbral	2.69	0.178	
Umbral	2.7	0.178	
Umbral	2.71	0.177	
Umbral	2.72	0.176	
Umbral	2.73	0.176	
Umbral	2.74	0.175	
Umbral	2.75	0.175	
Umbral	2.76	0.174	
Umbral	2.77	0.173	
Umbral	2.78	0.173	
Umbral	2.79	0.172	
Umbral	2.8	0.171	
Umbral	2.81	0.171	
Umbral	2.82	0.17	
Umbral	2.83	0.17	
Umbral	2.84	0.169	
Umbral	2.85	0.168	
Umbral	2.86	0.168	
Umbral	2.87	0.167	
Umbral	2.88	0.167	
Umbral	2.89	0.166	
Umbral	2.9	0.166	
Umbral	2.91	0.165	
Umbral	2.92	0.164	
Umbral	2.93	0.164	
Umbral	2.94	0.163	
Umbral	2.95	0.163	
Umbral	2.96	0.162	
Umbral	2.97	0.162	
Umbral	2.98	0.161	
Umbral	2.99	0.161	
Umbral	3	0.16	
Umbral	3.01	0.159	
Umbral	3.02	0.159	
Umbral	3.03	0.158	
Umbral	3.04	0.158	
Umbral	3.05	0.157	
Umbral	3.06	0.157	
Umbral	3.07	0.156	
Umbral	3.08	0.156	
Umbral	3.09	0.155	
Umbral	3.1	0.155	
Umbral	3.11	0.154	

Name	Period sec	Acceleration	Damping %
Umbral	3.12	0.154	
Umbral	3.13	0.153	
Umbral	3.14	0.153	
Umbral	3.15	0.152	
Umbral	3.16	0.152	
Umbral	3.17	0.151	
Umbral	3.18	0.151	
Umbral	3.19	0.15	
Umbral	3.2	0.15	
Umbral	3.21	0.15	
Umbral	3.22	0.149	
Umbral	3.23	0.149	
Umbral	3.24	0.148	
Umbral	3.25	0.148	
Umbral	3.26	0.147	
Umbral	3.27	0.147	
Umbral	3.28	0.146	
Umbral	3.29	0.146	
Umbral	3.3	0.145	
Umbral	3.31	0.145	
Umbral	3.32	0.145	
Umbral	3.33	0.144	
Umbral	3.34	0.144	
Umbral	3.35	0.143	
Umbral	3.36	0.143	
Umbral	3.37	0.142	
Umbral	3.38	0.142	
Umbral	3.39	0.142	
Umbral	3.4	0.141	
Umbral	3.41	0.141	
Umbral	3.42	0.14	
Umbral	3.43	0.14	
Umbral	3.44	0.14	
Umbral	3.45	0.139	
Umbral	3.46	0.139	
Umbral	3.47	0.138	
Umbral	3.48	0.138	
Umbral	3.49	0.138	
Umbral	3.5	0.137	
Umbral	3.51	0.137	
Umbral	3.52	0.136	
Umbral	3.53	0.136	
Umbral	3.54	0.136	
Umbral	3.55	0.135	
Umbral	3.56	0.135	
Umbral	3.57	0.134	
Umbral	3.58	0.134	
Umbral	3.59	0.134	
Umbral	3.6	0.133	
Umbral	3.61	0.133	
Umbral	3.62	0.133	
Umbral	3.63	0.132	
Umbral	3.64	0.132	
Umbral	3.65	0.132	
Umbral	3.66	0.131	
Umbral	3.67	0.131	
Umbral	3.68	0.13	
Umbral	3.69	0.13	
Umbral	3.7	0.13	
Umbral	3.71	0.129	

Name	Period sec	Acceleration	Damping %
Umbral	3.72	0.129	
Umbral	3.73	0.129	
Umbral	3.74	0.128	
Umbral	3.75	0.128	
Umbral	3.76	0.128	
Umbral	3.77	0.127	
Umbral	3.78	0.127	
Umbral	3.79	0.127	
Umbral	3.8	0.126	
Umbral	3.81	0.126	
Umbral	3.82	0.126	
Umbral	3.83	0.125	
Umbral	3.84	0.125	
Umbral	3.85	0.125	
Umbral	3.86	0.124	
Umbral	3.87	0.124	
Umbral	3.88	0.124	
Umbral	3.89	0.123	
Umbral	3.9	0.123	
Umbral	3.91	0.123	
Umbral	3.92	0.122	
Umbral	3.93	0.122	
Umbral	3.94	0.122	
Umbral	3.95	0.122	
Umbral	3.96	0.121	
Umbral	3.97	0.121	
Umbral	3.98	0.121	
Umbral	3.99	0.12	
Umbral	4	0.12	
Umbral	4.01	0.12	
Umbral	4.02	0.119	
Umbral	4.03	0.119	
Umbral	4.04	0.119	
Umbral	4.05	0.119	
Umbral	4.06	0.118	
Umbral	4.07	0.118	
Umbral	4.08	0.118	
Umbral	4.09	0.117	
Umbral	4.1	0.117	
Umbral	4.11	0.117	
Umbral	4.12	0.117	
Umbral	4.13	0.116	
Umbral	4.14	0.116	
Umbral	4.15	0.116	
Umbral	4.16	0.115	
Umbral	4.17	0.115	
Umbral	4.18	0.115	
Umbral	4.19	0.115	
Umbral	4.2	0.114	
Umbral	4.21	0.114	
Umbral	4.22	0.114	
Umbral	4.23	0.113	
Umbral	4.24	0.113	
Umbral	4.25	0.113	
Umbral	4.26	0.113	
Umbral	4.27	0.112	
Umbral	4.28	0.112	
Umbral	4.29	0.112	
Umbral	4.3	0.112	
Umbral	4.31	0.111	

Name	Period sec	Acceleration	Damping %
Umbral	4.32	0.111	
Umbral	4.33	0.111	
Umbral	4.34	0.111	
Umbral	4.35	0.11	
Umbral	4.36	0.11	
Umbral	4.37	0.11	
Umbral	4.38	0.11	
Umbral	4.39	0.109	
Umbral	4.4	0.109	
Umbral	4.41	0.109	
Umbral	4.42	0.109	
Umbral	4.43	0.108	
Umbral	4.44	0.108	
Umbral	4.45	0.108	
Umbral	4.46	0.108	
Umbral	4.47	0.107	
Umbral	4.48	0.107	
Umbral	4.49	0.107	
Umbral	4.5	0.107	
Umbral	4.51	0.106	
Umbral	4.52	0.106	
Umbral	4.53	0.106	
Umbral	4.54	0.106	
Umbral	4.55	0.105	
Umbral	4.56	0.105	
Umbral	4.57	0.105	
Umbral	4.58	0.105	
Umbral	4.59	0.105	
Umbral	4.6	0.104	
Umbral	4.61	0.104	
Umbral	4.62	0.104	
Umbral	4.63	0.104	
Umbral	4.64	0.103	
Umbral	4.65	0.103	
Umbral	4.66	0.103	
Umbral	4.67	0.103	
Umbral	4.68	0.103	
Umbral	4.69	0.102	
Umbral	4.7	0.102	
Umbral	4.71	0.102	
Umbral	4.72	0.102	
Umbral	4.73	0.101	
Umbral	4.74	0.101	
Umbral	4.75	0.101	
Umbral	4.76	0.101	
Umbral	4.77	0.101	
Umbral	4.78	0.1	
Umbral	4.79	0.1	
Umbral	4.8	0.1	
Umbral	4.81	0.1	
Umbral	4.82	0.1	
Umbral	4.83	0.099	
Umbral	4.84	0.099	
Umbral	4.85	0.099	
Umbral	4.86	0.099	
Umbral	4.87	0.099	
Umbral	4.88	0.098	
Umbral	4.89	0.098	
Umbral	4.9	0.098	
Umbral	4.91	0.098	

Name	Period sec	Acceleration	Damping %
Umbral	4.92	0.098	
Umbral	4.93	0.097	
Umbral	4.94	0.097	
Umbral	4.95	0.097	
Umbral	4.96	0.097	
Umbral	4.97	0.097	
Umbral	4.98	0.096	
Umbral	4.99	0.096	
Umbral	5	0.096	
Umbral	5.01	0.096	
Umbral	5.02	0.096	
Umbral	5.03	0.095	
Umbral	5.04	0.095	
Umbral	5.05	0.095	
Umbral	5.06	0.095	
Umbral	5.07	0.095	
Umbral	5.08	0.094	
Umbral	5.09	0.094	
Umbral	5.1	0.094	
Umbral	5.11	0.094	
Umbral	5.12	0.094	
Umbral	5.13	0.094	
Umbral	5.14	0.093	
Umbral	5.15	0.093	
Umbral	5.16	0.093	
Umbral	5.17	0.093	
Umbral	5.18	0.093	
Umbral	5.19	0.092	
Umbral	5.2	0.092	
Umbral	5.21	0.092	
Umbral	5.22	0.092	
Umbral	5.23	0.092	
Umbral	5.24	0.092	
Umbral	5.25	0.091	
Umbral	5.26	0.091	
Umbral	5.27	0.091	
Umbral	5.28	0.091	
Umbral	5.29	0.091	
Umbral	5.3	0.091	
Umbral	5.31	0.09	
Umbral	5.32	0.09	
Umbral	5.33	0.09	
Umbral	5.34	0.09	
Umbral	5.35	0.09	
Umbral	5.36	0.09	
Umbral	5.37	0.089	
Umbral	5.38	0.089	
Umbral	5.39	0.089	
Umbral	5.4	0.089	
Umbral	5.41	0.089	
Umbral	5.42	0.089	
Umbral	5.43	0.088	
Umbral	5.44	0.088	
Umbral	5.45	0.088	
Umbral	5.46	0.088	
Umbral	5.47	0.088	
Umbral	5.48	0.088	
Umbral	5.49	0.087	
Umbral	5.5	0.087	
Umbral	5.51	0.087	

Name	Period sec	Acceleration	Damping %
Umbral	5.52	0.087	
Umbral	5.53	0.087	
Umbral	5.54	0.087	
Umbral	5.55	0.086	
Umbral	5.56	0.086	
Umbral	5.57	0.086	
Umbral	5.58	0.086	
Umbral	5.59	0.086	
Umbral	5.6	0.086	
Umbral	5.61	0.086	
Umbral	5.62	0.085	
Umbral	5.63	0.085	
Umbral	5.64	0.085	
Umbral	5.65	0.085	
Umbral	5.66	0.085	
Umbral	5.67	0.085	
Umbral	5.68	0.085	
Umbral	5.69	0.084	
Umbral	5.7	0.084	
Umbral	5.71	0.084	
Umbral	5.72	0.084	
Umbral	5.73	0.084	
Umbral	5.74	0.084	
Umbral	5.75	0.083	
Umbral	5.76	0.083	
Umbral	5.77	0.083	
Umbral	5.78	0.083	
Umbral	5.79	0.083	
Umbral	5.8	0.083	
Umbral	5.81	0.083	
Umbral	5.82	0.082	
Umbral	5.83	0.082	
Umbral	5.84	0.082	
Umbral	5.85	0.082	
Umbral	5.86	0.082	
Umbral	5.87	0.082	
Umbral	5.88	0.082	
Umbral	5.89	0.081	
Umbral	5.9	0.081	
Umbral	5.91	0.081	
Umbral	5.92	0.081	
Umbral	5.93	0.081	
Umbral	5.94	0.081	
Umbral	5.95	0.081	
Umbral	5.96	0.081	
Umbral	5.97	0.08	
Umbral	5.98	0.08	
Umbral	5.99	0.08	
Umbral	6	0.08	
Umbral	6.01	0.08	
Umbral	6.02	0.08	
Umbral	6.03	0.08	
Umbral	6.04	0.079	
Umbral	6.05	0.079	
Umbral	6.06	0.079	
Umbral	6.07	0.079	
Umbral	6.08	0.079	
Umbral	6.09	0.079	
Umbral	6.1	0.079	
Umbral	6.11	0.079	

Name	Period sec	Acceleration	Damping %
Umbral	6.12	0.078	
Umbral	6.13	0.078	
Umbral	6.14	0.078	
Umbral	6.15	0.078	
Umbral	6.16	0.078	
Umbral	6.17	0.078	
Umbral	6.18	0.078	
Umbral	6.19	0.078	
Umbral	6.2	0.077	
Umbral	6.21	0.077	
Umbral	6.22	0.077	
Umbral	6.23	0.077	
Umbral	6.24	0.077	
Umbral	6.25	0.077	
Umbral	6.26	0.077	
Umbral	6.27	0.077	
Umbral	6.28	0.076	
Umbral	6.29	0.076	
Umbral	6.3	0.076	
Umbral	6.31	0.076	
Umbral	6.32	0.076	
Umbral	6.33	0.076	
Umbral	6.34	0.076	
Umbral	6.35	0.076	
Umbral	6.36	0.075	
Umbral	6.37	0.075	
Umbral	6.38	0.075	
Umbral	6.39	0.075	
Umbral	6.4	0.075	
Umbral	6.41	0.075	
Umbral	6.42	0.075	
Umbral	6.43	0.075	
Umbral	6.44	0.075	
Umbral	6.45	0.074	
Umbral	6.46	0.074	
Umbral	6.47	0.074	
Umbral	6.48	0.074	
Umbral	6.49	0.074	
Umbral	6.5	0.074	
Umbral	6.51	0.074	
Umbral	6.52	0.074	
Umbral	6.53	0.074	
Umbral	6.54	0.073	
Umbral	6.55	0.073	
Umbral	6.56	0.073	
Umbral	6.57	0.073	
Umbral	6.58	0.073	
Umbral	6.59	0.073	
Umbral	6.6	0.073	
Umbral	6.61	0.073	
Umbral	6.62	0.073	
Umbral	6.63	0.072	
Umbral	6.64	0.072	
Umbral	6.65	0.072	
Umbral	6.66	0.072	
Umbral	6.67	0.072	
Umbral	6.68	0.072	
Umbral	6.69	0.072	
Umbral	6.7	0.072	
Umbral	6.71	0.072	

Name	Period sec	Acceleration	Damping %
Umbral	6.72	0.071	
Umbral	6.73	0.071	
Umbral	6.74	0.071	
Umbral	6.75	0.071	
Umbral	6.76	0.071	
Umbral	6.77	0.071	
Umbral	6.78	0.071	
Umbral	6.79	0.071	
Umbral	6.8	0.071	
Umbral	6.81	0.07	
Umbral	6.82	0.07	
Umbral	6.83	0.07	
Umbral	6.84	0.07	
Umbral	6.85	0.07	
Umbral	6.86	0.07	
Umbral	6.87	0.07	
Umbral	6.88	0.07	
Umbral	6.89	0.07	
Umbral	6.9	0.07	
Umbral	6.91	0.069	
Umbral	6.92	0.069	
Umbral	6.93	0.069	
Umbral	6.94	0.069	
Umbral	6.95	0.069	
Umbral	6.96	0.069	
Umbral	6.97	0.069	
Umbral	6.98	0.069	
Umbral	6.99	0.069	
Umbral	7	0.069	
Umbral	7.01	0.068	
Umbral	7.02	0.068	
Umbral	7.03	0.068	
Umbral	7.04	0.068	
Umbral	7.05	0.068	
Umbral	7.06	0.068	
Umbral	7.07	0.068	
Umbral	7.08	0.068	
Umbral	7.09	0.068	
Umbral	7.1	0.068	
Umbral	7.11	0.068	
Umbral	7.12	0.067	
Umbral	7.13	0.067	
Umbral	7.14	0.067	
Umbral	7.15	0.067	
Umbral	7.16	0.067	
Umbral	7.17	0.067	
Umbral	7.18	0.067	
Umbral	7.19	0.067	
Umbral	7.2	0.067	
Umbral	7.21	0.067	
Umbral	7.22	0.066	
Umbral	7.23	0.066	
Umbral	7.24	0.066	
Umbral	7.25	0.066	
Umbral	7.26	0.066	
Umbral	7.27	0.066	
Umbral	7.28	0.066	
Umbral	7.29	0.066	
Umbral	7.3	0.066	
Umbral	7.31	0.066	

Name	Period sec	Acceleration	Damping %
Umbral	7.32	0.066	
Umbral	7.33	0.065	
Umbral	7.34	0.065	
Umbral	7.35	0.065	
Umbral	7.36	0.065	
Umbral	7.37	0.065	
Umbral	7.38	0.065	
Umbral	7.39	0.065	
Umbral	7.4	0.065	
Umbral	7.41	0.065	
Umbral	7.42	0.065	
Umbral	7.43	0.065	
Umbral	7.44	0.065	
Umbral	7.45	0.064	
Umbral	7.46	0.064	
Umbral	7.47	0.064	
Umbral	7.48	0.064	
Umbral	7.49	0.064	
Umbral	7.5	0.064	

4.4 Load Cases

Table 4.5 - Load Cases - Summary

Name	Type
D	Linear Static
L	Linear Static
LR	Linear Static
EX	Response Spectrum
EY	Response Spectrum
DISX	Response Spectrum
DISY	Response Spectrum
W	Linear Static
G	Linear Static
DERUX	Response Spectrum
DERUY	Response Spectrum

4.5 Load Combinations

Table 4.6 - Load Combinations

Name	Load Case/Combo	Scale Factor	Type	Auto
COMB1	D	1.4	Linear Add	No
COMB2	D	1.2	Linear Add	No
COMB2	L	1.6		No
COMB2	LR	0.5		No
COMB3	D	1.2	Linear Add	No
COMB3	L	1		No
COMB3	LR	1.6		No
COMB4	D	1.2	Linear Add	No
COMB4	L	1		No
COMB4	LR	0.5		No
COMB5	D	1.2	Linear Add	No
COMB5	L	1		No
COMB5	DISX	1		No
COMB5	DISY	0.3		No
COMB6	D	1.2	Linear Add	No
COMB6	L	1		No

Name	Load Case/Combo	Scale Factor	Type	Auto
COMB6	DISY	1		No
COMB6	DISX	0.3		No
COMB7	D	0.9	Linear Add	No
COMB7	DISY	1		No
COMB7	DISX	0.3		No
COMB8	D	0.9	Linear Add	No
COMB8	DISY	0.3		No
COMB8	DISX	1		No
ENVE	COMB1	1	Envelope	No
ENVE	COMB2	1		No
ENVE	COMB3	1		No
ENVE	COMB4	1		No
ENVE	COMB5	1		No
ENVE	COMB6	1		No
ENVE	COMB7	1		No
ENVE	COMB8	1		No
CIM01	D	1	Linear Add	No
CIM02	D	1	Linear Add	No
CIM02	L	1		No
CIM03	D	1	Linear Add	No
CIM03	LR	1		No
CIM04	D	1	Linear Add	No
CIM04	L	0.75		No
CIM04	LR	0.75		No
CIM05	D	1	Linear Add	No
CIM05	DISX	0.7		No
CIM05	DISY	0.21		No
CIM06	D	1	Linear Add	No
CIM06	DISX	0.21		No
CIM06	DISY	0.7		No
CIM07	D	1	Linear Add	No
CIM07	DISX	0.53		No
CIM07	DISY	0.16		No
CIM07	L	0.75		No
CIM07	LR	0.75		No
CIM08	D	1	Linear Add	No
CIM08	DISX	0.16		No
CIM08	DISY	0.53		No
CIM08	L	0.75		No
CIM08	LR	0.75		No
DER01	D	1.4	Linear Add	No
DER02	D	1.2	Linear Add	No
DER02	L	1.6		No
DER02	LR	0.5		No
DER03	D	1.2	Linear Add	No
DER03	L	1		No
DER03	LR	1.6		No
DER04	D	1.2	Linear Add	No
DER04	L	1		No
DER04	LR	0.5		No
DER05	D	1.2	Linear Add	No
DER05	L	1		No
DER05	EX	1		No
DER06	D	1.2	Linear Add	No
DER06	L	1		No
DER06	EY	1		No
DER07	D	0.9	Linear Add	No
DER07	EX	1		No
DER08	D	0.9	Linear Add	No
DER08	EY	1		No

Name	Load Case/Combo	Scale Factor	Type	Auto
DERUD01	D	1.4	Linear Add	No
DERUD02	D	1.2	Linear Add	No
DERUD02	L	1.6		No
DERUD02	LR	0.5		No
DERUD03	D	1.2	Linear Add	No
DERUD03	L	1		No
DERUD03	LR	1.6		No
DERUD04	D	1.2	Linear Add	No
DERUD04	L	1		No
DERUD04	LR	0.5		No
DERUD05	D	1.2	Linear Add	No
DERUD05	L	1		No
DERUD05	DERUX	1		No
DERUD06	D	1.2	Linear Add	No
DERUD06	L	1		No
DERUD06	DERUY	1		No
DERUD07	D	0.9	Linear Add	No
DERUD07	DERUX	1		No
DERUD08	D	0.9	Linear Add	No
DERUD08	DERUY	1		No
VIG01	D	1.2	Linear Add	No
VIG01	L	1		No
VIG01	DISX	2		No
VIG01	DISY	0.6		No
VIG02	D	1.2	Linear Add	No
VIG02	L	1		No
VIG02	DISX	0.6		No
VIG02	DISY	2		No
VIG03	D	0.9	Linear Add	No
VIG03	DISX	2		No
VIG03	DISY	0.6		No
VIG04	D	0.9	Linear Add	No
VIG04	DISX	0.6		No
VIG04	DISY	2		No
COL1	D	1.2	Linear Add	No
COL1	L	1		No
COL1	DISX	3		No
COL1	DISY	0.9		No
COL2	D	1.2	Linear Add	No
COL2	L	1		No
COL2	DISX	0.9		No
COL2	DISY	3		No
COL3	D	0.9	Linear Add	No
COL3	DISX	3		No
COL3	DISY	0.9		No
COL4	D	0.9	Linear Add	No
COL4	DISX	0.9		No
COL4	DISY	3		No
CIM09	D	0.6	Linear Add	No
CIM09	DISX	0.7		No
CIM09	DISY	0.21		No
CIM10	D	0.6	Linear Add	No
CIM10	DISX	0.21		No
CIM10	DISY	0.7		No
COMB9	D	1.2	Linear Add	No
COMB9	L	1.6		No
COMB9	G	0.5		No
COMB10	D	1.2	Linear Add	No
COMB10	L	1		No
COMB10	G	1.6		No

Name	Load Case/Combo	Scale Factor	Type	Auto
COMB11	D	1.2	Linear Add	No
COMB11	L	1		No
COMB11	G	0.5		No
DER09	D	1.2	Linear Add	No
DER09	L	1.6		No
DER09	G	0.5		No
DER10	D	1.2	Linear Add	No
DER10	L	1		No
DER10	G	1.6		No
DER11	D	1.2	Linear Add	No
DER11	L	1		No
DER11	G	0.5		No
DERUD09	D	1.2	Linear Add	No
DERUD09	L	1.6		No
DERUD09	G	0.5		No
DERUD10	D	1.2	Linear Add	No
DERUD10	L	1		No
DERUD10	G	1.6		No
DERUD11	D	1.2	Linear Add	No
DERUD11	L	1		No
DERUD11	G	0.5		No
CIM11	D	1	Linear Add	No
CIM11	G	1		No
CIM12	D	1	Linear Add	No
CIM12	G	0.75		No
CIM12	L	0.75		No
CIM13	D	1	Linear Add	No
CIM13	G	0.75		No
CIM13	L	0.75		No
CIM13	DISX	0.53		No
CIM13	DISY	0.16		No
CIM14	D	1	Linear Add	No
CIM14	G	0.75		No
CIM14	L	0.75		No
CIM14	DISX	0.16		No
CIM14	DISY	0.53		No
CIM15	D	0.6	Linear Add	No

5 Analysis Results

This chapter provides analysis results.

5.1 Structure Results

Table 5.1 - Base Reactions

Load Case/Combo	FX kN	FY kN	FZ kN	MX kN-m	MY kN-m	MZ kN-m	X m	Y m	Z m
D	0	0	574.5432	1056.1004	-3217.4419	0	0	0	0
L	0	0	53.76	-64.6649	-301.056	0	0	0	0
LR	0	0	45.92	188.2732	-257.152	0	0	0	0
EX Max	548.781	0	0	0	1789.1262	2637.8352	0	0	0
EY Max	0	551.0487	0	1796.2297	0	3085.8729	0	0	0
DISX Max	171.4941	0	0	0	559.1019	824.3235	0	0	0
DISY Max	0	172.2027	0	561.3218	0	964.3353	0	0	0
W	0	0	0	0	0	0	0	0	0
G	0	0	118.72	344.2139	-664.832	0	0	0	0
DERUX Max	84.6295	0	0	0	275.9424	355.5259	0	0	0
DERUY Max	0	93.8951	0	306.0657	0	525.8124	0	0	0
COMB1	0	0	804.3605	1478.5406	-4504.4187	0	0	0	0
COMB2	0	0	798.4278	1257.9932	-4471.1959	0	0	0	0
COMB3	0	0	816.6838	1503.8927	-4573.4295	0	0	0	0
COMB4	0	0	766.1718	1296.7922	-4290.5623	0	0	0	0
COMB5 Max	171.4941	51.6608	743.2118	1371.0521	-3602.8844	1113.6241	0	0	0
COMB5 Min	-171.4941	-51.6608	743.2118	1034.2591	-4721.0882	-1113.6241	0	0	0
COMB6 Max	51.4482	172.2027	743.2118	1763.9774	-3994.2557	1211.6323	0	0	0
COMB6 Min	-51.4482	-172.2027	743.2118	641.3338	-4329.7169	-1211.6323	0	0	0
COMB7 Max	51.4482	172.2027	517.0889	1511.8122	-2727.9671	1211.6323	0	0	0
COMB7 Min	-51.4482	-172.2027	517.0889	389.1686	-3063.4283	-1211.6323	0	0	0
COMB8 Max	171.4941	51.6608	517.0889	1118.8869	-2336.5958	1113.6241	0	0	0
COMB8 Min	-171.4941	-51.6608	517.0889	782.0939	-3454.7997	-1113.6241	0	0	0
ENVE Max	171.4941	172.2027	816.6838	1763.9774	-2336.5958	1211.6323	0	0	0
ENVE Min	-171.4941	-172.2027	517.0889	389.1686	-4721.0882	-1211.6323	0	0	0
CIM01	0	0	574.5432	1056.1004	-3217.4419	0	0	0	0
CIM02	0	0	628.3032	991.4355	-3518.4979	0	0	0	0
CIM03	0	0	620.4632	1244.3736	-3474.5939	0	0	0	0
CIM04	0	0	649.3032	1148.8066	-3636.0979	0	0	0	0
CIM05 Max	120.0458	36.1626	574.5432	1173.978	-2826.0706	779.5369	0	0	0
CIM05 Min	-120.0458	-36.1626	574.5432	938.2229	-3608.8133	-779.5369	0	0	0
CIM06 Max	36.0138	120.5419	574.5432	1449.0257	-3100.0305	848.1426	0	0	0
CIM06 Min	-36.0138	-120.5419	574.5432	663.1752	-3334.8533	-848.1426	0	0	0
CIM07 Max	90.8919	27.5524	649.3032	1238.6181	-3339.7739	591.1851	0	0	0
CIM07 Min	-90.8919	-27.5524	649.3032	1058.9951	-3932.4219	-591.1851	0	0	0
CIM08 Max	27.4391	91.2674	649.3032	1446.3071	-3546.6416	642.9895	0	0	0
CIM08 Min	-27.4391	-91.2674	649.3032	851.3061	-3725.5542	-642.9895	0	0	0
DER01	0	0	804.3605	1478.5406	-4504.4187	0	0	0	0
DER02	0	0	798.4278	1257.9932	-4471.1959	0	0	0	0
DER03	0	0	816.6838	1503.8927	-4573.4295	0	0	0	0
DER04	0	0	766.1718	1296.7922	-4290.5623	0	0	0	0
DER05 Max	548.781	0	743.2118	1202.6556	-2372.8601	2637.8352	0	0	0
DER05 Min	-548.781	0	743.2118	1202.6556	-5951.1125	-2637.8352	0	0	0
DER06 Max	0	551.0487	743.2118	2998.8852	-4161.9863	3085.8729	0	0	0
DER06 Min	0	-551.0487	743.2118	-593.5741	-4161.9863	-3085.8729	0	0	0
DER07 Max	548.781	0	517.0889	950.4904	-1106.5716	2637.8352	0	0	0
DER07 Min	-548.781	0	517.0889	950.4904	-4684.8239	-2637.8352	0	0	0
DER08 Max	0	551.0487	517.0889	2746.7201	-2895.6977	3085.8729	0	0	0
DER08 Min	0	-551.0487	517.0889	-845.7393	-2895.6977	-3085.8729	0	0	0
DERUD01	0	0	804.3605	1478.5406	-4504.4187	0	0	0	0
DERUD02	0	0	798.4278	1257.9932	-4471.1959	0	0	0	0
DERUD03	0	0	816.6838	1503.8927	-4573.4295	0	0	0	0
DERUD04	0	0	766.1718	1296.7922	-4290.5623	0	0	0	0
DERUD05 Max	84.6295	0	743.2118	1202.6556	-3886.0439	355.5259	0	0	0

Load Case/Combo	FX kN	FY kN	FZ kN	MX kN-m	MY kN-m	MZ kN-m	X m	Y m	Z m
DERUD05 Min	-84.6295	0	743.2118	1202.6556	-4437.9287	-355.5259	0	0	0
DERUD06 Max	0	93.8951	743.2118	1508.7213	-4161.9863	525.8124	0	0	0
DERUD06 Min	0	-93.8951	743.2118	896.5899	-4161.9863	-525.8124	0	0	0
DERUD07 Max	84.6295	0	517.0889	950.4904	-2619.7553	355.5259	0	0	0
DERUD07 Min	-84.6295	0	517.0889	950.4904	-3171.6402	-355.5259	0	0	0
DERUD08 Max	0	93.8951	517.0889	1256.5561	-2895.6977	525.8124	0	0	0
DERUD08 Min	0	-93.8951	517.0889	644.4247	-2895.6977	-525.8124	0	0	0
VIG01 Max	342.9881	103.3216	743.2118	1539.4486	-3043.7824	2227.2482	0	0	0
VIG01 Min	-342.9881	-103.3216	743.2118	865.8625	-5280.1902	-2227.2482	0	0	0
VIG02 Max	102.8964	344.4055	743.2118	2325.2991	-3826.5251	2423.2647	0	0	0
VIG02 Min	-102.8964	-344.4055	743.2118	80.012	-4497.4475	-2423.2647	0	0	0
VIG03 Max	342.9881	103.3216	517.0889	1287.2835	-1777.4939	2227.2482	0	0	0
VIG03 Min	-342.9881	-103.3216	517.0889	613.6973	-4013.9016	-2227.2482	0	0	0
VIG04 Max	102.8964	344.4055	517.0889	2073.1339	-2560.2366	2423.2647	0	0	0
VIG04 Min	-102.8964	-344.4055	517.0889	-172.1531	-3231.1589	-2423.2647	0	0	0
COL1 Max	514.4822	154.9825	743.2118	1707.8452	-2484.6805	3340.8722	0	0	0
COL1 Min	-514.4822	-154.9825	743.2118	697.466	-5839.2921	-3340.8722	0	0	0
COL2 Max	154.3447	516.6082	743.2118	2886.6209	-3658.7946	3634.897	0	0	0
COL2 Min	-154.3447	-516.6082	743.2118	-481.3097	-4665.178	-3634.897	0	0	0
COL3 Max	514.4822	154.9825	517.0889	1455.68	-1218.3919	3340.8722	0	0	0
COL3 Min	-514.4822	-154.9825	517.0889	445.3008	-4573.0035	-3340.8722	0	0	0
COL4 Max	154.3447	516.6082	517.0889	2634.4557	-2392.506	3634.897	0	0	0
COL4 Min	-154.3447	-516.6082	517.0889	-733.4749	-3398.8895	-3634.897	0	0	0
CIM09 Max	120.0458	36.1626	344.7259	751.5378	-1539.0938	779.5369	0	0	0
CIM09 Min	-120.0458	-36.1626	344.7259	515.7827	-2321.8365	-779.5369	0	0	0
CIM10 Max	36.0138	120.5419	344.7259	1026.5855	-1813.0537	848.1426	0	0	0
CIM10 Min	-36.0138	-120.5419	344.7259	240.735	-2047.8766	-848.1426	0	0	0
COMB9	0	0	834.8278	1335.9636	-4675.0359	0	0	0	0
COMB10	0	0	933.1638	1753.3978	-5225.7175	0	0	0	0
COMB11	0	0	802.5718	1374.7625	-4494.4023	0	0	0	0
DER09	0	0	834.8278	1335.9636	-4675.0359	0	0	0	0
DER10	0	0	933.1638	1753.3978	-5225.7175	0	0	0	0
DER11	0	0	802.5718	1374.7625	-4494.4023	0	0	0	0
DERUD09	0	0	834.8278	1335.9636	-4675.0359	0	0	0	0
DERUD10	0	0	933.1638	1753.3978	-5225.7175	0	0	0	0
DERUD11	0	0	802.5718	1374.7625	-4494.4023	0	0	0	0
CIM11	0	0	693.2632	1400.3143	-3882.2739	0	0	0	0
CIM12	0	0	703.9032	1265.7621	-3941.8579	0	0	0	0
CIM13 Max	90.8919	27.5524	703.9032	1355.5736	-3645.5339	591.1851	0	0	0
CIM13 Min	-90.8919	-27.5524	703.9032	1175.9507	-4238.1819	-591.1851	0	0	0
CIM14 Max	27.4391	91.2674	703.9032	1563.2627	-3852.4016	642.9895	0	0	0
CIM14 Min	-27.4391	-91.2674	703.9032	968.2616	-4031.3142	-642.9895	0	0	0
CIM15	0	0	344.7259	633.6603	-1930.4652	0	0	0	0

Table 5.2 - Centers of Mass and Rigidity

Story	Diaphragm	Mass X kg	Mass Y kg	XCM m	YCM m	Cumulative X kg	Cumulative Y kg	XCCM m	YCCM m	XCR m	YCR m
N1	D1	41809.44	41809.44	5.6	-0.7098	41809.44	41809.44	5.6	-0.7098	5.6	3.2149

Table 5.3 - Diaphragm Center of Mass Displacements

Story	Diaphragm	Load Case/Combo	UX mm	UY mm	RZ rad	Point	X m	Y m	Z m
N1	D1	D	0	-1.1	0	1	5.6	-0.7098	3.25
N1	D1	L	0	-0.3	0	1	5.6	-0.7098	3.25
N1	D1	LR	0	0.003994	0	1	5.6	-0.7098	3.25
N1	D1	EX Max	13.6	0	0.001397	1	5.6	-0.7098	3.25
N1	D1	EY Max	0	9.9	0	1	5.6	-0.7098	3.25
N1	D1	DISX Max	4.3	0	0.000437	1	5.6	-0.7098	3.25
N1	D1	DISY Max	0	3.1	0	1	5.6	-0.7098	3.25

Story	Diaphragm	Load Case/Combo	UX mm	UY mm	RZ rad	Point	X m	Y m	Z m
N1	D1	W	0	0	0	1	5.6	-0.7098	3.25
N1	D1	G	0	-0.1	0	1	5.6	-0.7098	3.25
N1	D1	DERUX Max	2.2	0	0.000218	1	5.6	-0.7098	3.25
N1	D1	DERUY Max	0	1.7	0	1	5.6	-0.7098	3.25
N1	D1	COMB1	0	-1.6	0	1	5.6	-0.7098	3.25
N1	D1	COMB2	0	-1.8	0	1	5.6	-0.7098	3.25
N1	D1	COMB3	0	-1.6	0	1	5.6	-0.7098	3.25
N1	D1	COMB4	0	-1.6	0	1	5.6	-0.7098	3.25
N1	D1	COMB5 Max	4.3	-0.7	0.000437	1	5.6	-0.7098	3.25
N1	D1	COMB5 Min	-4.3	-2.6	-0.000437	1	5.6	-0.7098	3.25
N1	D1	COMB6 Max	1.3	1.4	0.000131	1	5.6	-0.7098	3.25
N1	D1	COMB6 Min	-1.3	-4.7	-0.000131	1	5.6	-0.7098	3.25
N1	D1	COMB7 Max	1.3	2.1	0.000131	1	5.6	-0.7098	3.25
N1	D1	COMB7 Min	-1.3	-4.1	-0.000131	1	5.6	-0.7098	3.25
N1	D1	COMB8 Max	4.3	-0.1	0.000437	1	5.6	-0.7098	3.25
N1	D1	COMB8 Min	-4.3	-2	-0.000437	1	5.6	-0.7098	3.25
N1	D1	ENVE Max	4.3	2.1	0.000437	1	5.6	-0.7098	3.25
N1	D1	ENVE Min	-4.3	-4.7	-0.000437	1	5.6	-0.7098	3.25
N1	D1	CIM01	0	-1.1	0	1	5.6	-0.7098	3.25
N1	D1	CIM02	0	-1.4	0	1	5.6	-0.7098	3.25
N1	D1	CIM03	0	-1.1	0	1	5.6	-0.7098	3.25
N1	D1	CIM04	0	-1.3	0	1	5.6	-0.7098	3.25
N1	D1	CIM05 Max	3	-0.5	0.000306	1	5.6	-0.7098	3.25
N1	D1	CIM05 Min	-3	-1.8	-0.000306	1	5.6	-0.7098	3.25
N1	D1	CIM06 Max	0.9	1	9.2E-05	1	5.6	-0.7098	3.25
N1	D1	CIM06 Min	-0.9	-3.3	-9.2E-05	1	5.6	-0.7098	3.25
N1	D1	CIM07 Max	2.3	-0.9	0.000231	1	5.6	-0.7098	3.25
N1	D1	CIM07 Min	-2.3	-1.8	-0.000231	1	5.6	-0.7098	3.25
N1	D1	CIM08 Max	0.7	0.3	7E-05	1	5.6	-0.7098	3.25
N1	D1	CIM08 Min	-0.7	-3	-7E-05	1	5.6	-0.7098	3.25
N1	D1	DER01	0	-1.6	0	1	5.6	-0.7098	3.25
N1	D1	DER02	0	-1.8	0	1	5.6	-0.7098	3.25
N1	D1	DER03	0	-1.6	0	1	5.6	-0.7098	3.25
N1	D1	DER04	0	-1.6	0	1	5.6	-0.7098	3.25
N1	D1	DER05 Max	13.6	-1.6	0.001397	1	5.6	-0.7098	3.25
N1	D1	DER05 Min	-13.6	-1.6	-0.001397	1	5.6	-0.7098	3.25
N1	D1	DER06 Max	0	8.3	0	1	5.6	-0.7098	3.25
N1	D1	DER06 Min	0	-11.6	0	1	5.6	-0.7098	3.25
N1	D1	DER07 Max	13.6	-1	0.001397	1	5.6	-0.7098	3.25
N1	D1	DER07 Min	-13.6	-1	-0.001397	1	5.6	-0.7098	3.25
N1	D1	DER08 Max	0	8.9	0	1	5.6	-0.7098	3.25
N1	D1	DER08 Min	0	-10.9	0	1	5.6	-0.7098	3.25
N1	D1	DERUD01	0	-1.6	0	1	5.6	-0.7098	3.25
N1	D1	DERUD02	0	-1.8	0	1	5.6	-0.7098	3.25
N1	D1	DERUD03	0	-1.6	0	1	5.6	-0.7098	3.25
N1	D1	DERUD04	0	-1.6	0	1	5.6	-0.7098	3.25
N1	D1	DERUD05 Max	2.2	-1.6	0.000218	1	5.6	-0.7098	3.25
N1	D1	DERUD05 Min	-2.2	-1.6	-0.000218	1	5.6	-0.7098	3.25
N1	D1	DERUD06 Max	0	0.04009	0	1	5.6	-0.7098	3.25
N1	D1	DERUD06 Min	0	-3.3	0	1	5.6	-0.7098	3.25
N1	D1	DERUD07 Max	2.2	-1	0.000218	1	5.6	-0.7098	3.25
N1	D1	DERUD07 Min	-2.2	-1	-0.000218	1	5.6	-0.7098	3.25
N1	D1	DERUD08 Max	0	0.7	0	1	5.6	-0.7098	3.25
N1	D1	DERUD08 Min	0	-2.7	0	1	5.6	-0.7098	3.25
N1	D1	VIG01 Max	8.5	0.2	0.000873	1	5.6	-0.7098	3.25
N1	D1	VIG01 Min	-8.5	-3.5	-0.000873	1	5.6	-0.7098	3.25
N1	D1	VIG02 Max	2.6	4.5	0.000262	1	5.6	-0.7098	3.25
N1	D1	VIG02 Min	-2.6	-7.8	-0.000262	1	5.6	-0.7098	3.25
N1	D1	VIG03 Max	8.5	0.8	0.000873	1	5.6	-0.7098	3.25
N1	D1	VIG03 Min	-8.5	-2.9	-0.000873	1	5.6	-0.7098	3.25

Story	Diaphragm	Load Case/Combo	UX mm	UY mm	RZ rad	Point	X m	Y m	Z m
N1	D1	VIG04 Max	2.6	5.2	0.000262	1	5.6	-0.7098	3.25
N1	D1	VIG04 Min	-2.6	-7.2	-0.000262	1	5.6	-0.7098	3.25
N1	D1	COL1 Max	12.8	1.1	0.00131	1	5.6	-0.7098	3.25
N1	D1	COL1 Min	-12.8	-4.4	-0.00131	1	5.6	-0.7098	3.25
N1	D1	COL2 Max	3.8	7.6	0.000393	1	5.6	-0.7098	3.25
N1	D1	COL2 Min	-3.8	-10.9	-0.000393	1	5.6	-0.7098	3.25
N1	D1	COL3 Max	12.8	1.8	0.00131	1	5.6	-0.7098	3.25
N1	D1	COL3 Min	-12.8	-3.8	-0.00131	1	5.6	-0.7098	3.25
N1	D1	COL4 Max	3.8	8.3	0.000393	1	5.6	-0.7098	3.25
N1	D1	COL4 Min	-3.8	-10.3	-0.000393	1	5.6	-0.7098	3.25
N1	D1	CIM09 Max	3	-0.03091	0.000306	1	5.6	-0.7098	3.25
N1	D1	CIM09 Min	-3	-1.3	-0.000306	1	5.6	-0.7098	3.25
N1	D1	CIM10 Max	0.9	1.5	9.2E-05	1	5.6	-0.7098	3.25
N1	D1	CIM10 Min	-0.9	-2.9	-9.2E-05	1	5.6	-0.7098	3.25
N1	D1	COMB9	0	-1.9	0	1	5.6	-0.7098	3.25
N1	D1	COMB10	0	-1.9	0	1	5.6	-0.7098	3.25
N1	D1	COMB11	0	-1.7	0	1	5.6	-0.7098	3.25
N1	D1	DER09	0	-1.9	0	1	5.6	-0.7098	3.25
N1	D1	DER10	0	-1.9	0	1	5.6	-0.7098	3.25
N1	D1	DER11	0	-1.7	0	1	5.6	-0.7098	3.25
N1	D1	DERUD09	0	-1.9	0	1	5.6	-0.7098	3.25
N1	D1	DERUD10	0	-1.9	0	1	5.6	-0.7098	3.25
N1	D1	DERUD11	0	-1.7	0	1	5.6	-0.7098	3.25
N1	D1	CIM11	0	-1.3	0	1	5.6	-0.7098	3.25
N1	D1	CIM12	0	-1.5	0	1	5.6	-0.7098	3.25
N1	D1	CIM13 Max	2.3	-1	0.000231	1	5.6	-0.7098	3.25
N1	D1	CIM13 Min	-2.3	-1.9	-0.000231	1	5.6	-0.7098	3.25
N1	D1	CIM14 Max	0.7	0.2	7E-05	1	5.6	-0.7098	3.25
N1	D1	CIM14 Min	-0.7	-3.1	-7E-05	1	5.6	-0.7098	3.25
N1	D1	CIM15	0	-0.7	0	1	5.6	-0.7098	3.25

5.2 Story Results

Table 5.4 - Story Max/Avg Displacements

Story	Load Case/Combo	Direction	Maximum mm	Average mm	Ratio
N1	D	Y	1.1	1.1	1
N1	L	Y	0.3	0.3	1
N1	LR	Y	0.003994	0.003994	1
N1	EX Max	X	12.8	12.8	1
N1	EX Max	Y	7.8	3.9	2
N1	EY Max	Y	9.9	9.9	1
N1	DISX Max	X	4	4	1
N1	DISX Max	Y	2.4	1.2	2
N1	DISY Max	Y	3.1	3.1	1
N1	G	Y	0.1	0.1	1
N1	DERUX Max	X	2.1	2.1	1
N1	DERUX Max	Y	1.2	0.6	2
N1	DERUY Max	Y	1.7	1.7	1
N1	COMB1	Y	1.6	1.6	1
N1	COMB2	Y	1.8	1.8	1
N1	COMB3	Y	1.6	1.6	1
N1	COMB4	Y	1.6	1.6	1
N1	COMB5 Max	X	4	4	1
N1	COMB5 Max	Y	1.7	0.5	3.432
N1	COMB5 Min	X	4	4	1
N1	COMB5 Min	Y	5	3.8	1.322
N1	COMB6 Max	X	1.2	1.2	1
N1	COMB6 Max	Y	2.2	1.8	1.202
N1	COMB6 Min	X	1.2	1.2	1
N1	COMB6 Min	Y	5.5	5.1	1.072

Story	Load Case/Combo	Direction	Maximum mm	Average mm	Ratio
N1	COMB7 Max	X	1.2	1.2	1
N1	COMB7 Max	Y	2.8	2.4	1.15
N1	COMB7 Min	X	1.2	1.2	1
N1	COMB7 Min	Y	4.9	4.5	1.082
N1	COMB8 Max	X	4	4	1
N1	COMB8 Max	Y	2.4	1.1	2.082
N1	COMB8 Min	X	4	4	1
N1	COMB8 Min	Y	4.4	3.2	1.385
N1	ENVE Max	X	4	4	1
N1	ENVE Max	Y	2.8	2.4	1.15
N1	ENVE Min	X	4	4	1
N1	ENVE Min	Y	5.5	5.1	1.072
N1	CIM01	Y	1.1	1.1	1
N1	CIM02	Y	1.4	1.4	1
N1	CIM03	Y	1.1	1.1	1
N1	CIM04	Y	1.3	1.3	1
N1	CIM05 Max	X	2.8	2.8	1
N1	CIM05 Max	Y	1.2	0.4	3.31
N1	CIM05 Min	X	2.8	2.8	1
N1	CIM05 Min	Y	3.5	2.6	1.324
N1	CIM06 Max	X	0.8	0.8	1
N1	CIM06 Max	Y	1.5	1.3	1.199
N1	CIM06 Min	X	0.8	0.8	1
N1	CIM06 Min	Y	3.8	3.6	1.072
N1	CIM07 Max	X	2.1	2.1	1
N1	CIM07 Min	X	2.1	2.1	1
N1	CIM07 Min	Y	3.1	2.5	1.26
N1	CIM08 Max	X	0.6	0.6	1
N1	CIM08 Max	Y	0.7	0.5	1.399
N1	CIM08 Min	X	0.6	0.6	1
N1	CIM08 Min	Y	3.4	3.2	1.061
N1	DER01	Y	1.6	1.6	1
N1	DER02	Y	1.8	1.8	1
N1	DER03	Y	1.6	1.6	1
N1	DER04	Y	1.6	1.6	1
N1	DER05 Max	X	12.8	12.8	1
N1	DER05 Max	Y	6.2	2.3	2.729
N1	DER05 Min	X	12.8	12.8	1
N1	DER05 Min	Y	9.5	5.6	1.703
N1	DER06 Max	Y	8.3	8.3	1
N1	DER06 Min	Y	11.6	11.6	1
N1	DER07 Max	X	12.8	12.8	1
N1	DER07 Max	Y	6.8	2.9	2.354
N1	DER07 Min	X	12.8	12.8	1
N1	DER07 Min	Y	8.8	4.9	1.793
N1	DER08 Max	Y	8.9	8.9	1
N1	DER08 Min	Y	10.9	10.9	1
N1	DERUD01	Y	1.6	1.6	1
N1	DERUD02	Y	1.8	1.8	1
N1	DERUD03	Y	1.6	1.6	1
N1	DERUD04	Y	1.6	1.6	1
N1	DERUD05 Max	X	2.1	2.1	1
N1	DERUD05 Max	Y	1.6	1	1.589
N1	DERUD05 Min	X	2.1	2.1	1
N1	DERUD05 Min	Y	2.9	2.3	1.27
N1	DERUD06 Max	Y	0.04009	0.04009	1
N1	DERUD06 Min	Y	3.3	3.3	1
N1	DERUD07 Max	X	2.1	2.1	1
N1	DERUD07 Max	Y	1	0.4	2.488
N1	DERUD07 Min	X	2.1	2.1	1

Story	Load Case/Combo	Direction	Maximum mm	Average mm	Ratio
N1	DERUD07 Min	Y	2.2	1.6	1.374
N1	DERUD08 Max	Y	0.7	0.7	1
N1	DERUD08 Min	Y	2.7	2.7	1
N1	VIG01 Max	X	8	8	1
N1	VIG01 Max	Y	5.1	2.7	1.921
N1	VIG01 Min	X	8	8	1
N1	VIG01 Min	Y	8.4	6	1.411
N1	VIG02 Max	X	2.4	2.4	1
N1	VIG02 Max	Y	6	5.3	1.139
N1	VIG02 Min	X	2.4	2.4	1
N1	VIG02 Min	Y	9.3	8.6	1.085
N1	VIG03 Max	X	8	8	1
N1	VIG03 Max	Y	5.7	3.3	1.745
N1	VIG03 Min	X	8	8	1
N1	VIG03 Min	Y	7.8	5.3	1.459
N1	VIG04 Max	X	2.4	2.4	1
N1	VIG04 Max	Y	6.6	5.9	1.124
N1	VIG04 Min	X	2.4	2.4	1
N1	VIG04 Min	Y	8.7	8	1.092
N1	COL1 Max	X	12	12	1
N1	COL1 Max	Y	8.5	4.8	1.763
N1	COL1 Min	X	12	12	1
N1	COL1 Min	Y	11.8	8.1	1.452
N1	COL2 Max	X	3.6	3.6	1
N1	COL2 Max	Y	9.8	8.7	1.126
N1	COL2 Min	X	3.6	3.6	1
N1	COL2 Min	Y	13.1	12	1.091
N1	COL3 Max	X	12	12	1
N1	COL3 Max	Y	9.1	5.4	1.675
N1	COL3 Min	X	12	12	1
N1	COL3 Min	Y	11.1	7.5	1.49
N1	COL4 Max	X	3.6	3.6	1
N1	COL4 Max	Y	10.5	9.4	1.117
N1	COL4 Min	X	3.6	3.6	1
N1	COL4 Min	Y	12.5	11.4	1.096
N1	CIM09 Max	X	2.8	2.8	1
N1	CIM09 Max	Y	1.7	0.8	2.037
N1	CIM09 Min	X	2.8	2.8	1
N1	CIM09 Min	Y	3	2.2	1.391
N1	CIM10 Max	X	0.8	0.8	1
N1	CIM10 Max	Y	2	1.7	1.147
N1	CIM10 Min	X	0.8	0.8	1
N1	CIM10 Min	Y	3.4	3.1	1.083
N1	COMB9	Y	1.9	1.9	1
N1	COMB10	Y	1.9	1.9	1
N1	COMB11	Y	1.7	1.7	1
N1	DER09	Y	1.9	1.9	1
N1	DER10	Y	1.9	1.9	1
N1	DER11	Y	1.7	1.7	1
N1	DERUD09	Y	1.9	1.9	1
N1	DERUD10	Y	1.9	1.9	1
N1	DERUD11	Y	1.7	1.7	1
N1	CIM11	Y	1.3	1.3	1
N1	CIM12	Y	1.5	1.5	1
N1	CIM13 Max	X	2.1	2.1	1
N1	CIM13 Max	Y	1	0.3	3.102
N1	CIM13 Min	X	2.1	2.1	1
N1	CIM13 Min	Y	3.2	2.6	1.25
N1	CIM14 Max	X	0.6	0.6	1
N1	CIM14 Max	Y	0.6	0.4	1.507

Story	Load Case/Combo	Direction	Maximum mm	Average mm	Ratio
N1	CIM14 Min	X	0.6	0.6	1
N1	CIM14 Min	Y	3.5	3.3	1.059
N1	CIM15	Y	0.7	0.7	1

Table 5.5 - Story Drifts

Story	Load Case/Combo	Direction	Drift	Label	X m	Y m	Z m
N1	D	Y	0.00035	4	5.6	8.2	3.25
N1	L	Y	8.8E-05	1	0	0	3.25
N1	LR	Y	2E-06	4	5.6	8.2	3.25
N1	EX Max	X	0.003931	5	11.2	0	3.25
N1	EX Max	Y	0.002407	1	0	0	3.25
N1	EY Max	Y	0.003051	5	11.2	0	3.25
N1	DISX Max	X	0.001229	5	11.2	0	3.25
N1	DISX Max	Y	0.000752	1	0	0	3.25
N1	DISY Max	Y	0.000953	5	11.2	0	3.25
N1	G	Y	4.7E-05	4	5.6	8.2	3.25
N1	DERUX Max	X	0.000632	5	11.2	0	3.25
N1	DERUX Max	Y	0.000376	1	0	0	3.25
N1	DERUY Max	Y	0.00052	5	11.2	0	3.25
N1	COMB1	Y	0.00049	4	5.6	8.2	3.25
N1	COMB2	Y	0.00056	1	0	0	3.25
N1	COMB3	Y	0.000508	4	5.6	8.2	3.25
N1	COMB4	Y	0.000507	1	0	0	3.25
N1	COMB5 Max	X	0.001229	5	11.2	0	3.25
N1	COMB5 Max	Y	0.000531	1	0	0	3.25
N1	COMB5 Min	X	0.001229	5	11.2	0	3.25
N1	COMB5 Min	Y	0.001546	1	0	0	3.25
N1	COMB6 Max	X	0.000369	5	11.2	0	3.25
N1	COMB6 Max	Y	0.000672	5	11.2	0	3.25
N1	COMB6 Min	X	0.000369	5	11.2	0	3.25
N1	COMB6 Min	Y	0.001687	1	0	0	3.25
N1	COMB7 Max	X	0.000369	5	11.2	0	3.25
N1	COMB7 Max	Y	0.000865	5	11.2	0	3.25
N1	COMB7 Min	X	0.000369	5	11.2	0	3.25
N1	COMB7 Min	Y	0.001494	1	0	0	3.25
N1	COMB8 Max	X	0.001229	5	11.2	0	3.25
N1	COMB8 Max	Y	0.000724	1	0	0	3.25
N1	COMB8 Min	X	0.001229	5	11.2	0	3.25
N1	COMB8 Min	Y	0.001353	1	0	0	3.25
N1	ENVE Max	X	0.001229	5	11.2	0	3.25
N1	ENVE Max	Y	0.000865	5	11.2	0	3.25
N1	ENVE Min	X	0.001229	5	11.2	0	3.25
N1	ENVE Min	Y	0.001687	1	0	0	3.25
N1	CIM01	Y	0.00035	4	5.6	8.2	3.25
N1	CIM02	Y	0.000438	1	0	0	3.25
N1	CIM03	Y	0.000352	4	5.6	8.2	3.25
N1	CIM04	Y	0.000415	4	5.6	8.2	3.25
N1	CIM05 Max	X	0.00086	5	11.2	0	3.25
N1	CIM05 Max	Y	0.000377	1	0	0	3.25
N1	CIM05 Min	X	0.00086	5	11.2	0	3.25
N1	CIM05 Min	Y	0.001076	1	0	0	3.25
N1	CIM06 Max	X	0.000258	5	11.2	0	3.25
N1	CIM06 Max	Y	0.000476	5	11.2	0	3.25
N1	CIM06 Min	X	0.000258	5	11.2	0	3.25
N1	CIM06 Min	Y	0.001175	1	0	0	3.25
N1	CIM07 Max	X	0.000651	5	11.2	0	3.25
N1	CIM07 Max	Y	0.000264	4	5.6	8.2	3.25
N1	CIM07 Min	X	0.000651	5	11.2	0	3.25
N1	CIM07 Min	Y	0.000966	1	0	0	3.25

Story	Load Case/Combo	Direction	Drift	Label	X m	Y m	Z m
N1	CIM08 Max	X	0.000197	5	11.2	0	3.25
N1	CIM08 Max	Y	0.000211	5	11.2	0	3.25
N1	CIM08 Min	X	0.000197	5	11.2	0	3.25
N1	CIM08 Min	Y	0.00104	1	0	0	3.25
N1	DER01	Y	0.00049	4	5.6	8.2	3.25
N1	DER02	Y	0.00056	1	0	0	3.25
N1	DER03	Y	0.000508	4	5.6	8.2	3.25
N1	DER04	Y	0.000507	1	0	0	3.25
N1	DER05 Max	X	0.003931	5	11.2	0	3.25
N1	DER05 Max	Y	0.0019	1	0	0	3.25
N1	DER05 Min	X	0.003931	5	11.2	0	3.25
N1	DER05 Min	Y	0.002915	1	0	0	3.25
N1	DER06 Max	Y	0.002543	5	11.2	0	3.25
N1	DER06 Min	Y	0.003558	5	11.2	0	3.25
N1	DER07 Max	X	0.003931	5	11.2	0	3.25
N1	DER07 Max	Y	0.002093	1	0	0	3.25
N1	DER07 Min	X	0.003931	5	11.2	0	3.25
N1	DER07 Min	Y	0.002722	1	0	0	3.25
N1	DER08 Max	Y	0.002736	5	11.2	0	3.25
N1	DER08 Min	Y	0.003365	5	11.2	0	3.25
N1	DERUD01	Y	0.00049	4	5.6	8.2	3.25
N1	DERUD02	Y	0.00056	1	0	0	3.25
N1	DERUD03	Y	0.000508	4	5.6	8.2	3.25
N1	DERUD04	Y	0.000507	1	0	0	3.25
N1	DERUD05 Max	X	0.000632	5	11.2	0	3.25
N1	DERUD05 Max	Y	0.000508	3	5.6	0	3.25
N1	DERUD05 Min	X	0.000632	5	11.2	0	3.25
N1	DERUD05 Min	Y	0.000884	1	0	0	3.25
N1	DERUD06 Max	Y	1.2E-05	5	11.2	0	3.25
N1	DERUD06 Min	Y	0.001027	5	11.2	0	3.25
N1	DERUD07 Max	X	0.000632	5	11.2	0	3.25
N1	DERUD07 Max	Y	0.000315	4	5.6	8.2	3.25
N1	DERUD07 Min	X	0.000632	5	11.2	0	3.25
N1	DERUD07 Min	Y	0.000691	1	0	0	3.25
N1	DERUD08 Max	Y	0.000205	5	11.2	0	3.25
N1	DERUD08 Min	Y	0.000834	5	11.2	0	3.25
N1	VIG01 Max	X	0.002457	5	11.2	0	3.25
N1	VIG01 Max	Y	0.001569	1	0	0	3.25
N1	VIG01 Min	X	0.002457	5	11.2	0	3.25
N1	VIG01 Min	Y	0.002584	1	0	0	3.25
N1	VIG02 Max	X	0.000737	5	11.2	0	3.25
N1	VIG02 Max	Y	0.001851	5	11.2	0	3.25
N1	VIG02 Min	X	0.000737	5	11.2	0	3.25
N1	VIG02 Min	Y	0.002866	1	0	0	3.25
N1	VIG03 Max	X	0.002457	5	11.2	0	3.25
N1	VIG03 Max	Y	0.001762	1	0	0	3.25
N1	VIG03 Min	X	0.002457	5	11.2	0	3.25
N1	VIG03 Min	Y	0.002391	1	0	0	3.25
N1	VIG04 Max	X	0.000737	5	11.2	0	3.25
N1	VIG04 Max	Y	0.002044	5	11.2	0	3.25
N1	VIG04 Min	X	0.000737	5	11.2	0	3.25
N1	VIG04 Min	Y	0.002673	1	0	0	3.25
N1	COL1 Max	X	0.003686	5	11.2	0	3.25
N1	COL1 Max	Y	0.002607	1	0	0	3.25
N1	COL1 Min	X	0.003686	5	11.2	0	3.25
N1	COL1 Min	Y	0.003623	1	0	0	3.25
N1	COL2 Max	X	0.001106	5	11.2	0	3.25
N1	COL2 Max	Y	0.00303	5	11.2	0	3.25
N1	COL2 Min	X	0.001106	5	11.2	0	3.25
N1	COL2 Min	Y	0.004045	1	0	0	3.25

Story	Load Case/Combo	Direction	Drift	Label	X m	Y m	Z m
N1	COL3 Max	X	0.003686	5	11.2	0	3.25
N1	COL3 Max	Y	0.0028	1	0	0	3.25
N1	COL3 Min	X	0.003686	5	11.2	0	3.25
N1	COL3 Min	Y	0.00343	1	0	0	3.25
N1	COL4 Max	X	0.001106	5	11.2	0	3.25
N1	COL4 Max	Y	0.003223	5	11.2	0	3.25
N1	COL4 Min	X	0.001106	5	11.2	0	3.25
N1	COL4 Min	Y	0.003852	1	0	0	3.25
N1	CIM09 Max	X	0.00086	5	11.2	0	3.25
N1	CIM09 Max	Y	0.000517	1	0	0	3.25
N1	CIM09 Min	X	0.00086	5	11.2	0	3.25
N1	CIM09 Min	Y	0.000937	1	0	0	3.25
N1	CIM10 Max	X	0.000258	5	11.2	0	3.25
N1	CIM10 Max	Y	0.000616	5	11.2	0	3.25
N1	CIM10 Min	X	0.000258	5	11.2	0	3.25
N1	CIM10 Min	Y	0.001035	1	0	0	3.25
N1	COMB9	Y	0.000581	1	0	0	3.25
N1	COMB10	Y	0.00058	4	5.6	8.2	3.25
N1	COMB11	Y	0.000528	4	5.6	8.2	3.25
N1	DER09	Y	0.000581	1	0	0	3.25
N1	DER10	Y	0.00058	4	5.6	8.2	3.25
N1	DER11	Y	0.000528	4	5.6	8.2	3.25
N1	DERUD09	Y	0.000581	1	0	0	3.25
N1	DERUD10	Y	0.00058	4	5.6	8.2	3.25
N1	DERUD11	Y	0.000528	4	5.6	8.2	3.25
N1	CIM11	Y	0.000396	4	5.6	8.2	3.25
N1	CIM12	Y	0.000449	4	5.6	8.2	3.25
N1	CIM13 Max	X	0.000651	5	11.2	0	3.25
N1	CIM13 Max	Y	0.000297	4	5.6	8.2	3.25
N1	CIM13 Min	X	0.000651	5	11.2	0	3.25
N1	CIM13 Min	Y	0.000998	1	0	0	3.25
N1	CIM14 Max	X	0.000197	5	11.2	0	3.25
N1	CIM14 Max	Y	0.000179	5	11.2	0	3.25
N1	CIM14 Min	X	0.000197	5	11.2	0	3.25
N1	CIM14 Min	Y	0.001072	1	0	0	3.25
N1	CIM15	Y	0.00021	4	5.6	8.2	3.25

Table 5.6 - Story Max/Avg Drifts

Story	Load Case/Combo	Direction	Max Drift mm	Avg Drift mm	Ratio
N1	D	Y	1.1	1.1	1.001
N1	L	Y	0.3	0.3	1.015
N1	LR	Y	0.006497	0.001251	5.191
N1	EX Max	X	12.8	9.6	1.333
N1	EX Max	Y	7.8	3.9	2
N1	EY Max	Y	9.9	9.9	1.006
N1	DISX Max	X	4	3	1.333
N1	DISX Max	Y	2.4	1.2	2
N1	DISY Max	Y	3.1	3.1	1.006
N1	G	Y	0.2	0.1	1.058
N1	DERUX Max	X	2.1	1.4	1.423
N1	DERUX Max	Y	1.2	0.6	2
N1	DERUY Max	Y	1.7	1.7	1.006
N1	COMB1	Y	1.6	1.6	1.001
N1	COMB2	Y	1.8	1.8	1.003
N1	COMB3	Y	1.7	1.6	1.003
N1	COMB4	Y	1.6	1.6	1.002
N1	COMB5 Max	X	4	3	1.334
N1	COMB5 Max	Y	1.7	0.5	3.432
N1	COMB5 Min	X	4	3	1.334

Story	Load Case/Combo	Direction	Max Drift mm	Avg Drift mm	Ratio
N1	COMB5 Min	Y	5	3.8	1.324
N1	COMB6 Max	X	1.2	0.9	1.336
N1	COMB6 Max	Y	2.2	1.8	1.207
N1	COMB6 Min	X	1.2	0.9	1.336
N1	COMB6 Min	Y	5.5	5.1	1.075
N1	COMB7 Max	X	1.2	0.9	1.335
N1	COMB7 Max	Y	2.8	2.4	1.155
N1	COMB7 Min	X	1.2	0.9	1.335
N1	COMB7 Min	Y	4.9	4.5	1.084
N1	COMB8 Max	X	4	3	1.334
N1	COMB8 Max	Y	2.4	1.1	2.089
N1	COMB8 Min	X	4	3	1.334
N1	COMB8 Min	Y	4.4	3.2	1.386
N1	ENVE Max	X	4	3	1.334
N1	ENVE Max	Y	2.8	2.4	1.155
N1	ENVE Min	X	4	3	1.334
N1	ENVE Min	Y	5.5	5.1	1.075
N1	CIM01	Y	1.1	1.1	1.001
N1	CIM02	Y	1.4	1.4	1.003
N1	CIM03	Y	1.1	1.1	1.005
N1	CIM04	Y	1.3	1.3	1.001
N1	CIM05 Max	X	2.8	2.1	1.334
N1	CIM05 Max	Y	1.2	0.4	3.333
N1	CIM05 Min	X	2.8	2.1	1.334
N1	CIM05 Min	Y	3.5	2.6	1.325
N1	CIM06 Max	X	0.8	0.6	1.337
N1	CIM06 Max	Y	1.5	1.3	1.206
N1	CIM06 Min	X	0.8	0.6	1.337
N1	CIM06 Min	Y	3.8	3.6	1.074
N1	CIM07 Max	X	2.1	1.6	1.335
N1	CIM07 Max	Y	0.9	0.2	4.148
N1	CIM07 Min	X	2.1	1.6	1.335
N1	CIM07 Min	Y	3.1	2.5	1.26
N1	CIM08 Max	X	0.6	0.5	1.338
N1	CIM08 Max	Y	0.7	0.5	1.419
N1	CIM08 Min	X	0.6	0.5	1.338
N1	CIM08 Min	Y	3.4	3.2	1.063
N1	DER01	Y	1.6	1.6	1.001
N1	DER02	Y	1.8	1.8	1.003
N1	DER03	Y	1.7	1.6	1.003
N1	DER04	Y	1.6	1.6	1.002
N1	DER05 Max	X	12.8	9.6	1.333
N1	DER05 Max	Y	6.2	2.3	2.729
N1	DER05 Min	X	12.8	9.6	1.333
N1	DER05 Min	Y	9.5	5.6	1.705
N1	DER06 Max	Y	8.3	8.2	1.006
N1	DER06 Min	Y	11.6	11.5	1.005
N1	DER07 Max	X	12.8	9.6	1.333
N1	DER07 Max	Y	6.8	2.9	2.354
N1	DER07 Min	X	12.8	9.6	1.333
N1	DER07 Min	Y	8.8	4.9	1.793
N1	DER08 Max	Y	8.9	8.8	1.006
N1	DER08 Min	Y	10.9	10.9	1.005
N1	DERUD01	Y	1.6	1.6	1.001
N1	DERUD02	Y	1.8	1.8	1.003
N1	DERUD03	Y	1.7	1.6	1.003
N1	DERUD04	Y	1.6	1.6	1.002
N1	DERUD05 Max	X	2.1	1.4	1.425
N1	DERUD05 Max	Y	1.6	1	1.589
N1	DERUD05 Min	X	2.1	1.4	1.425

Story	Load Case/Combo	Direction	Max Drift mm	Avg Drift mm	Ratio
N1	DERUD05 Min	Y	2.9	2.3	1.273
N1	DERUD06 Max	Y	0.04009	0.03496	1.147
N1	DERUD06 Min	Y	3.3	3.3	1.004
N1	DERUD07 Max	X	2.1	1.4	1.424
N1	DERUD07 Max	Y	1	0.4	2.488
N1	DERUD07 Min	X	2.1	1.4	1.424
N1	DERUD07 Min	Y	2.2	1.6	1.374
N1	DERUD08 Max	Y	0.7	0.7	1.014
N1	DERUD08 Min	Y	2.7	2.7	1.004
N1	VIG01 Max	X	8	6	1.334
N1	VIG01 Max	Y	5.1	2.7	1.923
N1	VIG01 Min	X	8	6	1.334
N1	VIG01 Min	Y	8.4	5.9	1.413
N1	VIG02 Max	X	2.4	1.8	1.334
N1	VIG02 Max	Y	6	5.3	1.143
N1	VIG02 Min	X	2.4	1.8	1.334
N1	VIG02 Min	Y	9.3	8.6	1.089
N1	VIG03 Max	X	8	6	1.333
N1	VIG03 Max	Y	5.7	3.3	1.749
N1	VIG03 Min	X	8	6	1.333
N1	VIG03 Min	Y	7.8	5.3	1.461
N1	VIG04 Max	X	2.4	1.8	1.334
N1	VIG04 Max	Y	6.6	5.9	1.128
N1	VIG04 Min	X	2.4	1.8	1.334
N1	VIG04 Min	Y	8.7	7.9	1.095
N1	COL1 Max	X	12	9	1.333
N1	COL1 Max	Y	8.5	4.8	1.765
N1	COL1 Min	X	12	9	1.333
N1	COL1 Min	Y	11.8	8.1	1.455
N1	COL2 Max	X	3.6	2.7	1.334
N1	COL2 Max	Y	9.8	8.7	1.13
N1	COL2 Min	X	3.6	2.7	1.334
N1	COL2 Min	Y	13.1	12	1.095
N1	COL3 Max	X	12	9	1.333
N1	COL3 Max	Y	9.1	5.4	1.678
N1	COL3 Min	X	12	9	1.333
N1	COL3 Min	Y	11.1	7.5	1.492
N1	COL4 Max	X	3.6	2.7	1.333
N1	COL4 Max	Y	10.5	9.3	1.121
N1	COL4 Min	X	3.6	2.7	1.333
N1	COL4 Min	Y	12.5	11.4	1.1
N1	CIM09 Max	X	2.8	2.1	1.334
N1	CIM09 Max	Y	1.7	0.8	2.044
N1	CIM09 Min	X	2.8	2.1	1.334
N1	CIM09 Min	Y	3	2.2	1.392
N1	CIM10 Max	X	0.8	0.6	1.335
N1	CIM10 Max	Y	2	1.7	1.152
N1	CIM10 Min	X	0.8	0.6	1.335
N1	CIM10 Min	Y	3.4	3.1	1.085
N1	COMB9	Y	1.9	1.9	1.002
N1	COMB10	Y	1.9	1.9	1.005
N1	COMB11	Y	1.7	1.7	1.001
N1	DER09	Y	1.9	1.9	1.002
N1	DER10	Y	1.9	1.9	1.005
N1	DER11	Y	1.7	1.7	1.001
N1	DERUD09	Y	1.9	1.9	1.002
N1	DERUD10	Y	1.9	1.9	1.005
N1	DERUD11	Y	1.7	1.7	1.001
N1	CIM11	Y	1.3	1.3	1.007
N1	CIM12	Y	1.5	1.5	1.002

Story	Load Case/Combo	Direction	Max Drift mm	Avg Drift mm	Ratio
N1	CIM13 Max	X	2.1	1.6	1.335
N1	CIM13 Max	Y	1	0.3	3.084
N1	CIM13 Min	X	2.1	1.6	1.335
N1	CIM13 Min	Y	3.2	2.6	1.25
N1	CIM14 Max	X	0.6	0.5	1.338
N1	CIM14 Max	Y	0.6	0.4	1.543
N1	CIM14 Min	X	0.6	0.5	1.338
N1	CIM14 Min	Y	3.5	3.3	1.06
N1	CIM15	Y	0.7	0.7	1.001

Table 5.7 - Story Forces

Story	Load Case/Combo	Location	P kN	VX kN	VY kN	T kN-m	MX kN-m	MY kN-m
N1	D	Top	501.036	0	0	0	755.3318	-2805.8016
N1	D	Bottom	574.5432	0	0	0	1056.1004	-3217.4419
N1	L	Top	53.76	0	0	0	-64.512	-301.056
N1	L	Bottom	53.76	0	0	0	-64.6649	-301.056
N1	LR	Top	45.92	0	0	0	188.272	-257.152
N1	LR	Bottom	45.92	0	0	0	188.2732	-257.152
N1	EX Max	Top	0	548.781	0	2637.8352	0	0.0002
N1	EX Max	Bottom	0	548.781	0	2637.8352	0	1789.1262
N1	EY Max	Top	0	0	551.0487	3085.8729	1.563E-05	0
N1	EY Max	Bottom	0	0	551.0487	3085.8729	1796.2297	0
N1	DISX Max	Top	0	171.4941	0	824.3235	0	4.818E-05
N1	DISX Max	Bottom	0	171.4941	0	824.3235	0	559.1019
N1	DISY Max	Top	0	0	172.2027	964.3353	4.885E-06	0
N1	DISY Max	Bottom	0	0	172.2027	964.3353	561.3218	0
N1	W	Top	0	0	0	0	0	0
N1	W	Bottom	0	0	0	0	0	0
N1	G	Top	118.72	0	0	0	344.288	-664.832
N1	G	Bottom	118.72	0	0	0	344.2139	-664.832
N1	DERUX Max	Top	0	84.6295	0	355.5259	0	2.367E-05
N1	DERUX Max	Bottom	0	84.6295	0	355.5259	0	275.9424
N1	DERUY Max	Top	0	0	93.8951	525.8124	2.664E-06	0
N1	DERUY Max	Bottom	0	0	93.8951	525.8124	306.0657	0
N1	COMB1	Top	701.4504	0	0	0	1057.4646	-3928.1222
N1	COMB1	Bottom	804.3605	0	0	0	1478.5406	-4504.4187
N1	COMB2	Top	710.2192	0	0	0	897.315	-3977.2275
N1	COMB2	Bottom	798.4278	0	0	0	1257.9932	-4471.1959
N1	COMB3	Top	728.4752	0	0	0	1143.1214	-4079.4611
N1	COMB3	Bottom	816.6838	0	0	0	1503.8927	-4573.4295
N1	COMB4	Top	677.9632	0	0	0	936.0222	-3796.5939
N1	COMB4	Bottom	766.1718	0	0	0	1296.7922	-4290.5623
N1	COMB5 Max	Top	655.0032	171.4941	51.6608	1113.6241	841.8862	-3668.0179
N1	COMB5 Max	Bottom	743.2118	171.4941	51.6608	1113.6241	1371.0521	-3602.8844
N1	COMB5 Min	Top	655.0032	-171.4941	-51.6608	-1113.6241	841.8862	-3668.018
N1	COMB5 Min	Bottom	743.2118	-171.4941	-51.6608	-1113.6241	1034.2591	-4721.0882
N1	COMB6 Max	Top	655.0032	51.4482	172.2027	1211.6323	841.8862	-3668.0179
N1	COMB6 Max	Bottom	743.2118	51.4482	172.2027	1211.6323	1763.9774	-3994.2557
N1	COMB6 Min	Top	655.0032	-51.4482	-172.2027	-1211.6323	841.8862	-3668.0179
N1	COMB6 Min	Bottom	743.2118	-51.4482	-172.2027	-1211.6323	641.3338	-4329.7169
N1	COMB7 Max	Top	450.9324	51.4482	172.2027	1211.6323	679.7987	-2525.2214
N1	COMB7 Max	Bottom	517.0889	51.4482	172.2027	1211.6323	1511.8122	-2727.9671
N1	COMB7 Min	Top	450.9324	-51.4482	-172.2027	-1211.6323	679.7986	-2525.2215
N1	COMB7 Min	Bottom	517.0889	-51.4482	-172.2027	-1211.6323	389.1686	-3063.4283
N1	COMB8 Max	Top	450.9324	171.4941	51.6608	1113.6241	679.7987	-2525.2214
N1	COMB8 Max	Bottom	517.0889	171.4941	51.6608	1113.6241	1118.8869	-2336.5958
N1	COMB8 Min	Top	450.9324	-171.4941	-51.6608	-1113.6241	679.7987	-2525.2215
N1	COMB8 Min	Bottom	517.0889	-171.4941	-51.6608	-1113.6241	782.0939	-3454.7997
N1	ENVE Max	Top	728.4752	171.4941	172.2027	1211.6323	1143.1214	-2525.2214

Story	Load Case/Combo	Location	P kN	VX kN	VY kN	T kN-m	MX kN-m	MY kN-m
N1	ENVE Max	Bottom	816.6838	171.4941	172.2027	1211.6323	1763.9774	-2336.5958
N1	ENVE Min	Top	450.9324	-171.4941	-172.2027	-1211.6323	679.7986	-4079.4611
N1	ENVE Min	Bottom	517.0889	-171.4941	-172.2027	-1211.6323	389.1686	-4721.0882
N1	CIM01	Top	501.036	0	0	0	755.3318	-2805.8016
N1	CIM01	Bottom	574.5432	0	0	0	1056.1004	-3217.4419
N1	CIM02	Top	554.796	0	0	0	690.8198	-3106.8576
N1	CIM02	Bottom	628.3032	0	0	0	991.4355	-3518.4979
N1	CIM03	Top	546.956	0	0	0	943.6038	-3062.9536
N1	CIM03	Bottom	620.4632	0	0	0	1244.3736	-3474.5939
N1	CIM04	Top	575.796	0	0	0	848.1518	-3224.4576
N1	CIM04	Bottom	649.3032	0	0	0	1148.8066	-3636.0979
N1	CIM05 Max	Top	501.036	120.0458	36.1626	779.5369	755.3318	-2805.8016
N1	CIM05 Max	Bottom	574.5432	120.0458	36.1626	779.5369	1173.978	-2826.0706
N1	CIM05 Min	Top	501.036	-120.0458	-36.1626	-779.5369	755.3318	-2805.8016
N1	CIM05 Min	Bottom	574.5432	-120.0458	-36.1626	-779.5369	938.2229	-3608.8133
N1	CIM06 Max	Top	501.036	36.0138	120.5419	848.1426	755.3318	-2805.8016
N1	CIM06 Max	Bottom	574.5432	36.0138	120.5419	848.1426	1449.0257	-3100.0305
N1	CIM06 Min	Top	501.036	-36.0138	-120.5419	-848.1426	755.3318	-2805.8016
N1	CIM06 Min	Bottom	574.5432	-36.0138	-120.5419	-848.1426	663.1752	-3334.8533
N1	CIM07 Max	Top	575.796	90.8919	27.5524	591.1851	848.1518	-3224.4576
N1	CIM07 Max	Bottom	649.3032	90.8919	27.5524	591.1851	1238.6181	-3339.7739
N1	CIM07 Min	Top	575.796	-90.8919	-27.5524	-591.1851	848.1518	-3224.4576
N1	CIM07 Min	Bottom	649.3032	-90.8919	-27.5524	-591.1851	1058.9951	-3932.4219
N1	CIM08 Max	Top	575.796	27.4391	91.2674	642.9895	848.1518	-3224.4576
N1	CIM08 Max	Bottom	649.3032	27.4391	91.2674	642.9895	1446.3071	-3546.6416
N1	CIM08 Min	Top	575.796	-27.4391	-91.2674	-642.9895	848.1518	-3224.4576
N1	CIM08 Min	Bottom	649.3032	-27.4391	-91.2674	-642.9895	851.3061	-3725.5542
N1	DER01	Top	701.4504	0	0	0	1057.4646	-3928.1222
N1	DER01	Bottom	804.3605	0	0	0	1478.5406	-4504.4187
N1	DER02	Top	710.2192	0	0	0	897.315	-3977.2275
N1	DER02	Bottom	798.4278	0	0	0	1257.9932	-4471.1959
N1	DER03	Top	728.4752	0	0	0	1143.1214	-4079.4611
N1	DER03	Bottom	816.6838	0	0	0	1503.8927	-4573.4295
N1	DER04	Top	677.9632	0	0	0	936.0222	-3796.5939
N1	DER04	Bottom	766.1718	0	0	0	1296.7922	-4290.5623
N1	DER05 Max	Top	655.0032	548.781	0	2637.8352	841.8862	-3668.0178
N1	DER05 Max	Bottom	743.2118	548.781	0	2637.8352	1202.6556	-2372.8601
N1	DER05 Min	Top	655.0032	-548.781	0	-2637.8352	841.8862	-3668.0181
N1	DER05 Min	Bottom	743.2118	-548.781	0	-2637.8352	1202.6556	-5951.1125
N1	DER06 Max	Top	655.0032	0	551.0487	3085.8729	841.8862	-3668.0179
N1	DER06 Max	Bottom	743.2118	0	551.0487	3085.8729	2998.8852	-4161.9863
N1	DER06 Min	Top	655.0032	0	-551.0487	-3085.8729	841.8862	-3668.0179
N1	DER06 Min	Bottom	743.2118	0	-551.0487	-3085.8729	-593.5741	-4161.9863
N1	DER07 Max	Top	450.9324	548.781	0	2637.8352	679.7987	-2525.2213
N1	DER07 Max	Bottom	517.0889	548.781	0	2637.8352	950.4904	-1106.5716
N1	DER07 Min	Top	450.9324	-548.781	0	-2637.8352	679.7987	-2525.2216
N1	DER07 Min	Bottom	517.0889	-548.781	0	-2637.8352	950.4904	-4684.8239
N1	DER08 Max	Top	450.9324	0	551.0487	3085.8729	679.7987	-2525.2214
N1	DER08 Max	Bottom	517.0889	0	551.0487	3085.8729	2746.7201	-2895.6977
N1	DER08 Min	Top	450.9324	0	-551.0487	-3085.8729	679.7986	-2525.2214
N1	DER08 Min	Bottom	517.0889	0	-551.0487	-3085.8729	-845.7393	-2895.6977
N1	DERUD01	Top	701.4504	0	0	0	1057.4646	-3928.1222
N1	DERUD01	Bottom	804.3605	0	0	0	1478.5406	-4504.4187
N1	DERUD02	Top	710.2192	0	0	0	897.315	-3977.2275
N1	DERUD02	Bottom	798.4278	0	0	0	1257.9932	-4471.1959
N1	DERUD03	Top	728.4752	0	0	0	1143.1214	-4079.4611
N1	DERUD03	Bottom	816.6838	0	0	0	1503.8927	-4573.4295
N1	DERUD04	Top	677.9632	0	0	0	936.0222	-3796.5939
N1	DERUD04	Bottom	766.1718	0	0	0	1296.7922	-4290.5623
N1	DERUD05 Max	Top	655.0032	84.6295	0	355.5259	841.8862	-3668.0179

Story	Load Case/Combo	Location	P kN	VX kN	VY kN	T kN-m	MX kN-m	MY kN-m
N1	DERUD05 Max	Bottom	743.2118	84.6295	0	355.5259	1202.6556	-3886.0439
N1	DERUD05 Min	Top	655.0032	-84.6295	0	-355.5259	841.8862	-3668.0179
N1	DERUD05 Min	Bottom	743.2118	-84.6295	0	-355.5259	1202.6556	-4437.9287
N1	DERUD06 Max	Top	655.0032	0	93.8951	525.8124	841.8862	-3668.0179
N1	DERUD06 Max	Bottom	743.2118	0	93.8951	525.8124	1508.7213	-4161.9863
N1	DERUD06 Min	Top	655.0032	0	-93.8951	-525.8124	841.8862	-3668.0179
N1	DERUD06 Min	Bottom	743.2118	0	-93.8951	-525.8124	896.5899	-4161.9863
N1	DERUD07 Max	Top	450.9324	84.6295	0	355.5259	679.7987	-2525.2214
N1	DERUD07 Max	Bottom	517.0889	84.6295	0	355.5259	950.4904	-2619.7553
N1	DERUD07 Min	Top	450.9324	-84.6295	0	-355.5259	679.7987	-2525.2215
N1	DERUD07 Min	Bottom	517.0889	-84.6295	0	-355.5259	950.4904	-3171.6402
N1	DERUD08 Max	Top	450.9324	0	93.8951	525.8124	679.7987	-2525.2214
N1	DERUD08 Max	Bottom	517.0889	0	93.8951	525.8124	1256.5561	-2895.6977
N1	DERUD08 Min	Top	450.9324	0	-93.8951	-525.8124	679.7987	-2525.2214
N1	DERUD08 Min	Bottom	517.0889	0	-93.8951	-525.8124	644.4247	-2895.6977
N1	VIG01 Max	Top	655.0032	342.9881	103.3216	2227.2482	841.8862	-3668.0178
N1	VIG01 Max	Bottom	743.2118	342.9881	103.3216	2227.2482	1539.4486	-3043.7824
N1	VIG01 Min	Top	655.0032	-342.9881	-103.3216	-2227.2482	841.8862	-3668.018
N1	VIG01 Min	Bottom	743.2118	-342.9881	-103.3216	-2227.2482	865.8625	-5280.1902
N1	VIG02 Max	Top	655.0032	102.8964	344.4055	2423.2647	841.8862	-3668.0179
N1	VIG02 Max	Bottom	743.2118	102.8964	344.4055	2423.2647	2325.2991	-3826.5251
N1	VIG02 Min	Top	655.0032	-102.8964	-344.4055	-2423.2647	841.8862	-3668.0179
N1	VIG02 Min	Bottom	743.2118	-102.8964	-344.4055	-2423.2647	80.012	-4497.4475
N1	VIG03 Max	Top	450.9324	342.9881	103.3216	2227.2482	679.7987	-2525.2213
N1	VIG03 Max	Bottom	517.0889	342.9881	103.3216	2227.2482	1287.2835	-1777.4939
N1	VIG03 Min	Top	450.9324	-342.9881	-103.3216	-2227.2482	679.7987	-2525.2215
N1	VIG03 Min	Bottom	517.0889	-342.9881	-103.3216	-2227.2482	613.6973	-4013.9016
N1	VIG04 Max	Top	450.9324	102.8964	344.4055	2423.2647	679.7987	-2525.2214
N1	VIG04 Max	Bottom	517.0889	102.8964	344.4055	2423.2647	2073.1339	-2560.2366
N1	VIG04 Min	Top	450.9324	-102.8964	-344.4055	-2423.2647	679.7986	-2525.2215
N1	VIG04 Min	Bottom	517.0889	-102.8964	-344.4055	-2423.2647	-172.1531	-3231.1589
N1	COL1 Max	Top	655.0032	514.4822	154.9825	3340.8722	841.8862	-3668.0178
N1	COL1 Max	Bottom	743.2118	514.4822	154.9825	3340.8722	1707.8452	-2484.6805
N1	COL1 Min	Top	655.0032	-514.4822	-154.9825	-3340.8722	841.8862	-3668.0181
N1	COL1 Min	Bottom	743.2118	-514.4822	-154.9825	-3340.8722	697.466	-5839.2921
N1	COL2 Max	Top	655.0032	154.3447	516.6082	3634.897	841.8862	-3668.0179
N1	COL2 Max	Bottom	743.2118	154.3447	516.6082	3634.897	2886.6209	-3658.7946
N1	COL2 Min	Top	655.0032	-154.3447	-516.6082	-3634.897	841.8862	-3668.018
N1	COL2 Min	Bottom	743.2118	-154.3447	-516.6082	-3634.897	-481.3097	-4665.178
N1	COL3 Max	Top	450.9324	514.4822	154.9825	3340.8722	679.7987	-2525.2213
N1	COL3 Max	Bottom	517.0889	514.4822	154.9825	3340.8722	1455.68	-1218.3919
N1	COL3 Min	Top	450.9324	-514.4822	-154.9825	-3340.8722	679.7986	-2525.2216
N1	COL3 Min	Bottom	517.0889	-514.4822	-154.9825	-3340.8722	445.3008	-4573.0035
N1	COL4 Max	Top	450.9324	154.3447	516.6082	3634.897	679.7987	-2525.2214
N1	COL4 Max	Bottom	517.0889	154.3447	516.6082	3634.897	2634.4557	-2392.506
N1	COL4 Min	Top	450.9324	-154.3447	-516.6082	-3634.897	679.7986	-2525.2215
N1	COL4 Min	Bottom	517.0889	-154.3447	-516.6082	-3634.897	-733.4749	-3398.8895
N1	CIM09 Max	Top	300.6216	120.0458	36.1626	779.5369	453.1991	-1683.4809
N1	CIM09 Max	Bottom	344.7259	120.0458	36.1626	779.5369	751.5378	-1539.0938
N1	CIM09 Min	Top	300.6216	-120.0458	-36.1626	-779.5369	453.1991	-1683.481
N1	CIM09 Min	Bottom	344.7259	-120.0458	-36.1626	-779.5369	515.7827	-2321.8365
N1	CIM10 Max	Top	300.6216	36.0138	120.5419	848.1426	453.1991	-1683.4809
N1	CIM10 Max	Bottom	344.7259	36.0138	120.5419	848.1426	1026.5855	-1813.0537
N1	CIM10 Min	Top	300.6216	-36.0138	-120.5419	-848.1426	453.1991	-1683.481
N1	CIM10 Min	Bottom	344.7259	-36.0138	-120.5419	-848.1426	240.735	-2047.8766
N1	COMB9	Top	746.6192	0	0	0	975.323	-4181.0675
N1	COMB9	Bottom	834.8278	0	0	0	1335.9636	-4675.0359
N1	COMB10	Top	844.9552	0	0	0	1392.747	-4731.7491
N1	COMB10	Bottom	933.1638	0	0	0	1753.3978	-5225.7175
N1	COMB11	Top	714.3632	0	0	0	1014.0302	-4000.4339

Story	Load Case/Combo	Location	P kN	VX kN	VY kN	T kN-m	MX kN-m	MY kN-m
N1	COMB11	Bottom	802.5718	0	0	0	1374.7625	-4494.4023
N1	DER09	Top	746.6192	0	0	0	975.323	-4181.0675
N1	DER09	Bottom	834.8278	0	0	0	1335.9636	-4675.0359
N1	DER10	Top	844.9552	0	0	0	1392.747	-4731.7491
N1	DER10	Bottom	933.1638	0	0	0	1753.3978	-5225.7175
N1	DER11	Top	714.3632	0	0	0	1014.0302	-4000.4339
N1	DER11	Bottom	802.5718	0	0	0	1374.7625	-4494.4023
N1	DERUD09	Top	746.6192	0	0	0	975.323	-4181.0675
N1	DERUD09	Bottom	834.8278	0	0	0	1335.9636	-4675.0359
N1	DERUD10	Top	844.9552	0	0	0	1392.747	-4731.7491
N1	DERUD10	Bottom	933.1638	0	0	0	1753.3978	-5225.7175
N1	DERUD11	Top	714.3632	0	0	0	1014.0302	-4000.4339
N1	DERUD11	Bottom	802.5718	0	0	0	1374.7625	-4494.4023
N1	CIM11	Top	619.756	0	0	0	1099.6198	-3470.6336
N1	CIM11	Bottom	693.2632	0	0	0	1400.3143	-3882.2739
N1	CIM12	Top	630.396	0	0	0	965.1638	-3530.2176
N1	CIM12	Bottom	703.9032	0	0	0	1265.7621	-3941.8579
N1	CIM13 Max	Top	630.396	90.8919	27.5524	591.1851	965.1638	-3530.2176
N1	CIM13 Max	Bottom	703.9032	90.8919	27.5524	591.1851	1355.5736	-3645.5339
N1	CIM13 Min	Top	630.396	-90.8919	-27.5524	-591.1851	965.1638	-3530.2176
N1	CIM13 Min	Bottom	703.9032	-90.8919	-27.5524	-591.1851	1175.9507	-4238.1819
N1	CIM14 Max	Top	630.396	27.4391	91.2674	642.9895	965.1638	-3530.2176
N1	CIM14 Max	Bottom	703.9032	27.4391	91.2674	642.9895	1563.2627	-3852.4016
N1	CIM14 Min	Top	630.396	-27.4391	-91.2674	-642.9895	965.1638	-3530.2176
N1	CIM14 Min	Bottom	703.9032	-27.4391	-91.2674	-642.9895	968.2616	-4031.3142
N1	CIM15	Top	300.6216	0	0	0	453.1991	-1683.481
N1	CIM15	Bottom	344.7259	0	0	0	633.6603	-1930.4652

5.3 Point Results

Table 5.8 - Joint Reactions

Story	Joint Label	Unique Name	Load Case/Combo	FX kN	FY kN	FZ kN	MX kN-m	MY kN-m	MZ kN-m
Base	1	13	D	10.648	4.3805	115.7816	-14.5497	11.2939	0
Base	1	13	L	2.188	-2.37	13.8843	0.0187	2.3207	0
Base	1	13	LR	-0.0458	3.0012	5.5888	-3.1485	-0.0486	0
Base	1	13	EX Max	131.8304	78.9646	38.0169	151.9541	251.2077	13.9091
Base	1	13	EY Max	0.0005	92.0855	28.2707	184.111	0.0005	0
Base	1	13	DISX Max	41.197	24.6764	11.8803	47.4856	78.5024	4.3466
Base	1	13	DISY Max	0.0002	28.7767	8.8346	57.5347	0.0002	0
Base	1	13	W	0	0	0	0	0	0
Base	1	13	G	1.0023	4.8175	18.1199	-6.2876	1.0631	0
Base	1	13	DERUX Max	21.2054	12.3815	5.8971	23.7933	40.3963	2.1741
Base	1	13	DERUY Max	0.0001	15.6908	4.8171	31.3713	0.0001	0
Base	1	13	COMB1	14.9072	6.1327	162.0943	-20.3695	15.8115	0
Base	1	13	COMB2	16.2554	2.9651	163.9473	-19.0039	17.2415	0
Base	1	13	COMB3	14.8922	7.6885	161.7644	-22.4784	15.7956	0
Base	1	13	COMB4	14.9426	4.3871	155.6167	-19.0151	15.8491	0
Base	1	13	COMB5 Max	56.1626	36.196	167.3529	47.3052	94.3758	4.3466
Base	1	13	COMB5 Min	-26.2315	-30.4229	138.2916	-82.1869	-62.6291	-4.3466
Base	1	13	COMB6 Max	27.3248	39.0662	165.2209	54.3395	39.4243	1.304
Base	1	13	COMB6 Min	2.6063	-33.2931	140.4236	-89.2212	-7.6775	-1.304
Base	1	13	COMB7 Max	21.9424	40.1221	116.6021	58.6857	33.7154	1.304
Base	1	13	COMB7 Min	-2.7761	-32.2372	91.8048	-84.8751	-13.3864	-1.304
Base	1	13	COMB8 Max	50.7802	37.2519	118.7341	51.6514	88.667	4.3466
Base	1	13	COMB8 Min	-31.6139	-29.367	89.6728	-77.8407	-68.3379	-4.3466
Base	1	13	ENVE Max	56.1626	40.1221	167.3529	58.6857	94.3758	4.3466
Base	1	13	ENVE Min	-31.6139	-33.2931	89.6728	-89.2212	-68.3379	-4.3466
Base	1	13	CIM01	10.648	4.3805	115.7816	-14.5497	11.2939	0
Base	1	13	CIM02	12.8359	2.0104	129.6659	-14.5309	13.6146	0
Base	1	13	CIM03	10.6021	7.3817	121.3705	-17.6981	11.2453	0

Story	Joint Label	Unique Name	Load Case/Combo	FX kN	FY kN	FZ kN	MX kN-m	MY kN-m	MZ kN-m
Base	1	13	CIM04	12.2546	4.8539	130.3865	-16.897	12.998	0
Base	1	13	CIM05 Max	39.4859	27.6971	125.9531	30.7726	66.2456	3.0426
Base	1	13	CIM05 Min	-18.19	-18.9362	105.6102	-59.8719	-43.6578	-3.0426
Base	1	13	CIM06 Max	19.2994	29.7062	124.4607	35.6966	27.7795	0.9128
Base	1	13	CIM06 Min	1.9965	-20.9453	107.1025	-64.7959	-5.1917	-0.9128
Base	1	13	CIM07 Max	34.089	22.5367	138.0966	17.476	54.6043	2.3037
Base	1	13	CIM07 Min	-9.5799	-12.8289	122.6764	-51.2699	-28.6083	-2.3037
Base	1	13	CIM08 Max	18.8462	24.0538	136.9697	21.1941	25.5584	0.6955
Base	1	13	CIM08 Min	5.663	-14.346	123.8033	-54.9881	0.4375	-0.6955
Base	1	13	DER01	14.9072	6.1327	162.0943	-20.3695	15.8115	0
Base	1	13	DER02	16.2554	2.9651	163.9473	-19.0039	17.2415	0
Base	1	13	DER03	14.8922	7.6885	161.7644	-22.4784	15.7956	0
Base	1	13	DER04	14.9426	4.3871	155.6167	-19.0151	15.8491	0
Base	1	13	DER05 Max	146.796	81.8512	190.8391	134.5132	267.081	13.9091
Base	1	13	DER05 Min	-116.8649	-76.0781	114.8054	-169.3949	-235.3343	-13.9091
Base	1	13	DER06 Max	14.966	94.972	181.093	166.6701	15.8739	0
Base	1	13	DER06 Min	14.965	-89.1989	124.5515	-201.5518	15.8729	0
Base	1	13	DER07 Max	141.4136	82.9071	142.2203	138.8594	261.3722	13.9091
Base	1	13	DER07 Min	-122.2473	-75.0222	66.1866	-165.0488	-241.0431	-13.9091
Base	1	13	DER08 Max	9.5837	96.0279	132.4742	171.0163	10.165	0
Base	1	13	DER08 Min	9.5827	-88.1431	75.9327	-197.2057	10.164	0
Base	1	13	DERUD01	14.9072	6.1327	162.0943	-20.3695	15.8115	0
Base	1	13	DERUD02	16.2554	2.9651	163.9473	-19.0039	17.2415	0
Base	1	13	DERUD03	14.8922	7.6885	161.7644	-22.4784	15.7956	0
Base	1	13	DERUD04	14.9426	4.3871	155.6167	-19.0151	15.8491	0
Base	1	13	DERUD05 Max	36.1709	15.2681	158.7193	6.3524	56.2697	2.1741
Base	1	13	DERUD05 Min	-6.2399	-9.495	146.9252	-41.2341	-24.5229	-2.1741
Base	1	13	DERUD06 Max	14.9656	18.5773	157.6394	13.9304	15.8735	0
Base	1	13	DERUD06 Min	14.9654	-12.8042	148.0051	-48.8122	15.8733	0
Base	1	13	DERUD07 Max	30.7886	16.324	110.1005	10.6986	50.5608	2.1741
Base	1	13	DERUD07 Min	-11.6222	-8.4391	98.3064	-36.888	-30.2318	-2.1741
Base	1	13	DERUD08 Max	9.5833	19.6332	109.0206	18.2766	10.1646	0
Base	1	13	DERUD08 Min	9.5831	-11.7483	99.3863	-44.466	10.1644	0
Base	1	13	VIG01 Max	97.3596	69.5055	181.8836	112.0513	172.8783	8.6932
Base	1	13	VIG01 Min	-67.4286	-63.7324	123.761	-146.933	-141.1315	-8.6932
Base	1	13	VIG02 Max	39.684	75.2458	177.6196	126.1199	62.9751	2.608
Base	1	13	VIG02 Min	-9.753	-69.4728	128.0249	-161.0016	-31.2284	-2.608
Base	1	13	VIG03 Max	91.9773	70.5613	133.2648	116.3974	167.1694	8.6932
Base	1	13	VIG03 Min	-72.8109	-62.6765	75.1422	-142.5868	-146.8404	-8.6932
Base	1	13	VIG04 Max	34.3017	76.3017	129.0008	130.4661	57.2663	2.608
Base	1	13	VIG04 Min	-15.1353	-68.4169	79.4061	-156.6554	-36.9372	-2.608
Base	1	13	COL1 Max	138.5567	102.8149	196.4142	176.7973	251.3807	13.0398
Base	1	13	COL1 Min	-108.6256	-97.0419	109.2303	-211.679	-219.6339	-13.0398
Base	1	13	COL2 Max	52.0433	111.4255	190.0183	197.9003	86.526	3.9119
Base	1	13	COL2 Min	-22.1122	-105.6524	115.6262	-232.782	-54.7793	-3.9119
Base	1	13	COL3 Max	133.1743	103.8708	147.7954	181.1435	245.6718	13.0398
Base	1	13	COL3 Min	-114.008	-95.986	60.6115	-207.3329	-225.3428	-13.0398
Base	1	13	COL4 Max	46.6609	112.4814	141.3995	202.2464	80.8172	3.9119
Base	1	13	COL4 Min	-27.4946	-104.5965	67.0074	-228.4358	-60.4881	-3.9119
Base	1	13	CIM09 Max	35.2267	25.9449	79.6404	36.5924	61.7281	3.0426
Base	1	13	CIM09 Min	-22.4492	-20.6883	59.2975	-54.052	-48.1754	-3.0426
Base	1	13	CIM10 Max	15.0403	27.954	78.1481	41.5165	23.262	0.9128
Base	1	13	CIM10 Min	-2.2627	-22.6975	60.7899	-58.9761	-9.7093	-0.9128
Base	1	13	COMB9	16.7795	3.8732	170.2128	-20.5734	17.7973	0
Base	1	13	COMB10	16.5692	10.5945	181.814	-27.501	17.5743	0
Base	1	13	COMB11	15.4667	5.2953	161.8822	-20.5847	16.4049	0
Base	1	13	DER09	16.7795	3.8732	170.2128	-20.5734	17.7973	0
Base	1	13	DER10	16.5692	10.5945	181.814	-27.501	17.5743	0
Base	1	13	DER11	15.4667	5.2953	161.8822	-20.5847	16.4049	0
Base	1	13	DERUD09	16.7795	3.8732	170.2128	-20.5734	17.7973	0

Story	Joint Label	Unique Name	Load Case/Combo	FX kN	FY kN	FZ kN	MX kN-m	MY kN-m	MZ kN-m
Base	1	13	DERUD10	16.5692	10.5945	181.814	-27.501	17.5743	0
Base	1	13	DERUD11	15.4667	5.2953	161.8822	-20.5847	16.4049	0
Base	1	13	CIM11	11.6503	9.1979	133.9015	-20.8373	12.357	0
Base	1	13	CIM12	13.0407	6.216	139.7847	-19.2513	13.8317	0
Base	1	13	CIM13 Max	34.8751	23.8988	147.4948	15.1216	55.438	2.3037
Base	1	13	CIM13 Min	-8.7938	-11.4668	132.0747	-53.6242	-27.7745	-2.3037
Base	1	13	CIM14 Max	19.6323	25.4159	146.3679	18.8398	26.3922	0.6955
Base	1	13	CIM14 Min	6.4491	-12.9838	133.2016	-57.3424	1.2713	-0.6955
Base	1	13	CIM15	6.3888	2.6283	69.469	-8.7298	6.7763	0
Base	2	15	D	2.5046	0.2447	39.6785	-10.1427	2.6211	0.0051
Base	2	15	L	0.0599	3.5451	-1.7952	-6.1789	0.0613	-0.0007
Base	2	15	LR	0.0151	-2.9082	5.7834	3.0592	0.0166	0.0065
Base	2	15	EX Max	62.8754	73.5068	31.0692	145.2195	122.2897	13.0462
Base	2	15	EY Max	0.0261	91.5806	28.2816	182.4125	0.0516	0.0749
Base	2	15	DISX Max	19.6486	22.9709	9.7091	45.3811	38.2155	4.0769
Base	2	15	DISY Max	0.0081	28.6189	8.838	57.0039	0.0161	0.0234
Base	2	15	W	0	0	0	0	0	0
Base	2	15	G	0.0602	-4.0439	10.6693	3.0291	0.0639	0.0126
Base	2	15	DERUX Max	8.1622	11.4852	4.7679	22.6966	15.9049	2.0496
Base	2	15	DERUY Max	0.0044	15.6047	4.819	31.0819	0.0088	0.0128
Base	2	15	COMB1	3.5064	0.3425	55.5499	-14.1998	3.6695	0.0072
Base	2	15	COMB2	3.1089	4.5116	47.6336	-20.5278	3.2517	0.0083
Base	2	15	COMB3	3.0896	-0.8145	55.0725	-13.4553	3.2332	0.0158
Base	2	15	COMB4	3.0729	2.3845	48.7107	-16.8205	3.2149	0.0087
Base	2	15	COMB5 Max	22.7164	35.3952	58.1795	44.1322	41.427	4.0894
Base	2	15	COMB5 Min	-16.5856	-27.7179	33.4585	-80.8324	-35.0138	-4.0785
Base	2	15	COMB6 Max	8.9681	39.3489	57.5698	52.2681	14.6874	1.2519
Base	2	15	COMB6 Min	-2.8373	-31.6716	34.0683	-88.9683	-8.2742	-1.241
Base	2	15	COMB7 Max	8.1568	35.7304	47.4614	61.4898	13.8398	1.2511
Base	2	15	COMB7 Min	-3.6486	-35.29	23.9599	-79.7467	-9.1218	-1.2419
Base	2	15	COMB8 Max	21.9051	31.7767	48.0712	53.3538	40.5794	4.0886
Base	2	15	COMB8 Min	-17.3969	-31.3364	23.3501	-71.6107	-35.8614	-4.0794
Base	2	15	ENVE Max	22.7164	39.3489	58.1795	61.4898	41.427	4.0894
Base	2	15	ENVE Min	-17.3969	-35.29	23.3501	-88.9683	-35.8614	-4.0794
Base	2	15	CIM01	2.5046	0.2447	39.6785	-10.1427	2.6211	0.0051
Base	2	15	CIM02	2.5644	3.7897	37.8833	-16.3216	2.6824	0.0044
Base	2	15	CIM03	2.5197	-2.6636	45.4619	-7.0835	2.6377	0.0116
Base	2	15	CIM04	2.5608	0.7223	42.6697	-12.4824	2.6795	0.0095
Base	2	15	CIM05 Max	16.2603	22.3342	48.3309	33.5949	29.3753	2.8639
Base	2	15	CIM05 Min	-11.2511	-21.8449	31.0261	-53.8803	-24.1332	-2.8537
Base	2	15	CIM06 Max	6.6365	25.1018	47.904	39.2901	10.6576	0.8777
Base	2	15	CIM06 Min	-1.6273	-24.6125	31.453	-59.5755	-5.4155	-0.8674
Base	2	15	CIM07 Max	12.9759	17.4759	49.2296	20.6902	22.9363	2.174
Base	2	15	CIM07 Min	-7.8542	-16.0313	36.1098	-45.655	-17.5773	-2.1551
Base	2	15	CIM08 Max	5.7089	19.5657	48.9073	24.9906	8.8026	0.6742
Base	2	15	CIM08 Min	-0.5872	-18.1211	36.4321	-49.9555	-3.4435	-0.6553
Base	2	15	DER01	3.5064	0.3425	55.5499	-14.1998	3.6695	0.0072
Base	2	15	DER02	3.1089	4.5116	47.6336	-20.5278	3.2517	0.0083
Base	2	15	DER03	3.0896	-0.8145	55.0725	-13.4553	3.2332	0.0158
Base	2	15	DER04	3.0729	2.3845	48.7107	-16.8205	3.2149	0.0087
Base	2	15	DER05 Max	65.9408	77.3454	76.8882	126.8694	125.4963	13.0517
Base	2	15	DER05 Min	-59.81	-69.6681	14.7498	-163.5696	-119.0832	-13.0408
Base	2	15	DER06 Max	3.0914	95.4193	74.1007	164.0624	3.2582	0.0803
Base	2	15	DER06 Min	3.0393	-87.742	17.5374	-200.7626	3.155	-0.0694
Base	2	15	DER07 Max	65.1295	73.727	66.7798	136.091	124.6487	13.0508
Base	2	15	DER07 Min	-60.6213	-73.2866	4.6415	-154.3479	-119.9308	-13.0416
Base	2	15	DER08 Max	2.2802	91.8008	63.9923	173.2841	2.4106	0.0795
Base	2	15	DER08 Min	2.2281	-91.3604	7.429	-191.541	2.3074	-0.0703
Base	2	15	DERUD01	3.5064	0.3425	55.5499	-14.1998	3.6695	0.0072
Base	2	15	DERUD02	3.1089	4.5116	47.6336	-20.5278	3.2517	0.0083

Story	Joint Label	Unique Name	Load Case/Combo	FX kN	FY kN	FZ kN	MX kN-m	MY kN-m	MZ kN-m
Base	2	15	DERUD03	3.0896	-0.8145	55.0725	-13.4553	3.2332	0.0158
Base	2	15	DERUD04	3.0729	2.3845	48.7107	-16.8205	3.2149	0.0087
Base	2	15	DERUD05 Max	11.2276	15.3239	50.5869	4.3465	19.1115	2.0551
Base	2	15	DERUD05 Min	-5.0969	-7.6466	41.0511	-41.0467	-12.6983	-2.0442
Base	2	15	DERUD06 Max	3.0698	19.4434	50.638	12.7318	3.2154	0.0182
Base	2	15	DERUD06 Min	3.0609	-11.7661	41	-49.432	3.1978	-0.0073
Base	2	15	DERUD07 Max	10.4164	11.7054	40.4786	13.5681	18.2639	2.0543
Base	2	15	DERUD07 Min	-5.9081	-11.265	30.9427	-31.825	-13.5459	-2.045
Base	2	15	DERUD08 Max	2.2586	15.8249	40.5297	21.9535	2.3678	0.0174
Base	2	15	DERUD08 Min	2.2497	-15.3845	30.8916	-40.2103	2.3502	-0.0082
Base	2	15	VIG01 Max	42.3674	66.9518	70.5401	106.6144	79.6473	8.1734
Base	2	15	VIG01 Min	-36.2367	-59.2745	21.098	-143.3146	-73.2342	-8.1625
Base	2	15	VIG02 Max	14.8708	74.8591	69.3205	122.8864	26.1681	2.4984
Base	2	15	VIG02 Min	-8.7401	-67.1818	22.3175	-159.5866	-19.755	-2.4875
Base	2	15	VIG03 Max	41.5562	63.3333	60.4317	115.8361	78.7997	8.1725
Base	2	15	VIG03 Min	-37.0479	-62.8929	10.9896	-134.093	-74.0818	-8.1633
Base	2	15	VIG04 Max	14.0596	71.2406	59.2121	132.108	25.3206	2.4976
Base	2	15	VIG04 Min	-9.5513	-70.8002	12.2092	-150.3649	-20.6026	-2.4884
Base	2	15	COL1 Max	62.0184	98.5083	82.9006	169.0967	117.8677	12.2573
Base	2	15	COL1 Min	-55.8877	-90.831	8.7375	-205.7969	-111.4546	-12.2464
Base	2	15	COL2 Max	20.7735	110.3693	81.0713	193.5046	37.6489	3.7449
Base	2	15	COL2 Min	-14.6428	-102.692	10.5668	-230.2048	-31.2358	-3.734
Base	2	15	COL3 Max	61.2072	94.8899	72.7922	178.3183	117.0201	12.2565
Base	2	15	COL3 Min	-56.6989	-94.4495	-1.3709	-196.5752	-112.3022	-12.2473
Base	2	15	COL4 Max	19.9623	106.7508	70.9629	202.7263	36.8013	3.744
Base	2	15	COL4 Min	-15.454	-106.3104	0.4584	-220.9832	-32.0834	-3.7348
Base	2	15	CIM09 Max	15.2585	22.2364	32.4595	37.652	28.3269	2.8618
Base	2	15	CIM09 Min	-12.253	-21.9428	15.1547	-49.8232	-25.1816	-2.8557
Base	2	15	CIM10 Max	5.6347	25.0039	32.0326	43.3471	9.6092	0.8756
Base	2	15	CIM10 Min	-2.6291	-24.7104	15.5816	-55.5184	-6.4639	-0.8695
Base	2	15	COMB9	3.1314	3.9437	50.0766	-20.5429	3.2753	0.0113
Base	2	15	COMB10	3.1617	-2.6316	62.8899	-13.5036	3.3088	0.0256
Base	2	15	COMB11	3.0955	1.8167	51.1537	-16.8356	3.2385	0.0118
Base	2	15	DER09	3.1314	3.9437	50.0766	-20.5429	3.2753	0.0113
Base	2	15	DER10	3.1617	-2.6316	62.8899	-13.5036	3.3088	0.0256
Base	2	15	DER11	3.0955	1.8167	51.1537	-16.8356	3.2385	0.0118
Base	2	15	DERUD09	3.1314	3.9437	50.0766	-20.5429	3.2753	0.0113
Base	2	15	DERUD10	3.1617	-2.6316	62.8899	-13.5036	3.3088	0.0256
Base	2	15	DERUD11	3.0955	1.8167	51.1537	-16.8356	3.2385	0.0118
Base	2	15	CIM11	2.5648	-3.7993	50.3478	-7.1136	2.685	0.0177
Base	2	15	CIM12	2.5946	-0.1295	46.3341	-12.505	2.715	0.014
Base	2	15	CIM13 Max	13.0097	16.6241	52.894	20.6676	22.9718	2.1786
Base	2	15	CIM13 Min	-7.8204	-16.8831	39.7742	-45.6777	-17.5418	-2.1505
Base	2	15	CIM14 Max	5.7427	18.7139	52.5717	24.968	8.838	0.6788
Base	2	15	CIM14 Min	-0.5534	-18.9729	40.0965	-49.9781	-3.4081	-0.6507
Base	2	15	CIM15	1.5028	0.1468	23.8071	-6.0856	1.5727	0.0031
Base	3	16	D	0	-9.0547	206.9454	-0.3089	0	0
Base	3	16	L	0	-6.5276	32.0802	4.4296	0	0
Base	3	16	LR	0	4.9443	11.781	-5.2133	0	0
Base	3	16	EX Max	165.7159	0	0	0	287.4714	13.9091
Base	3	16	EY Max	0	91.8103	28.3339	184.0373	0	0
Base	3	16	DISX Max	51.7862	0	0	0	89.8348	4.3466
Base	3	16	DISY Max	0	28.6907	8.8544	57.5117	0	0
Base	3	16	W	0	0	0	0	0	0
Base	3	16	G	0	6.6247	39.6021	-8.2118	0	0
Base	3	16	DERUX Max	26.6434	0	0	0	46.2158	2.1741
Base	3	16	DERUY Max	0	15.6439	4.8279	31.3588	0	0
Base	3	16	COMB1	0	-12.6766	289.7235	-0.4324	0	0
Base	3	16	COMB2	0	-18.8377	305.5532	4.11	0	0
Base	3	16	COMB3	0	-9.4824	299.2642	-4.2823	0	0

Story	Joint Label	Unique Name	Load Case/Combo	FX kN	FY kN	FZ kN	MX kN-m	MY kN-m	MZ kN-m
Base	3	16	COMB4	0	-14.9211	286.3051	1.4523	0	0
Base	3	16	COMB5 Max	51.7862	-8.786	283.0709	21.3124	89.8348	4.3466
Base	3	16	COMB5 Min	-51.7862	-26.0005	277.7583	-13.1946	-89.8348	-4.3466
Base	3	16	COMB6 Max	15.5359	11.2975	289.269	61.5706	26.9504	1.304
Base	3	16	COMB6 Min	-15.5359	-46.084	271.5602	-53.4527	-26.9504	-1.304
Base	3	16	COMB7 Max	15.5359	20.5415	195.1052	57.2337	26.9504	1.304
Base	3	16	COMB7 Min	-15.5359	-36.84	177.3965	-57.7896	-26.9504	-1.304
Base	3	16	COMB8 Max	51.7862	0.458	188.9071	16.9755	89.8348	4.3466
Base	3	16	COMB8 Min	-51.7862	-16.7564	183.5945	-17.5315	-89.8348	-4.3466
Base	3	16	ENVE Max	51.7862	20.5415	305.5532	61.5706	89.8348	4.3466
Base	3	16	ENVE Min	-51.7862	-46.084	177.3965	-57.7896	-89.8348	-4.3466
Base	3	16	CIM01	0	-9.0547	206.9454	-0.3089	0	0
Base	3	16	CIM02	0	-15.5823	239.0255	4.1207	0	0
Base	3	16	CIM03	0	-4.1104	218.7264	-5.5221	0	0
Base	3	16	CIM04	0	-10.2422	239.8412	-0.8966	0	0
Base	3	16	CIM05 Max	36.2503	-3.0296	208.8048	11.7686	62.8844	3.0426
Base	3	16	CIM05 Min	-36.2503	-15.0797	205.0859	-12.3863	-62.8844	-3.0426
Base	3	16	CIM06 Max	10.8751	11.0288	213.1434	39.9493	18.8653	0.9128
Base	3	16	CIM06 Min	-10.8751	-29.1382	200.7473	-40.567	-18.8653	-0.9128
Base	3	16	CIM07 Max	27.4467	-5.6517	241.2579	8.3052	47.6124	2.3037
Base	3	16	CIM07 Min	-27.4467	-14.8327	238.4245	-10.0985	-47.6124	-2.3037
Base	3	16	CIM08 Max	8.2858	4.9639	244.534	29.5846	14.3736	0.6955
Base	3	16	CIM08 Min	-8.2858	-25.4483	235.1484	-31.3778	-14.3736	-0.6955
Base	3	16	DER01	0	-12.6766	289.7235	-0.4324	0	0
Base	3	16	DER02	0	-18.8377	305.5532	4.11	0	0
Base	3	16	DER03	0	-9.4824	299.2642	-4.2823	0	0
Base	3	16	DER04	0	-14.9211	286.3051	1.4523	0	0
Base	3	16	DER05 Max	165.7159	-17.3932	280.4146	4.0589	287.4714	13.9091
Base	3	16	DER05 Min	-165.7159	-17.3932	280.4146	4.0589	-287.4714	-13.9091
Base	3	16	DER06 Max	0	74.4171	308.7485	188.0963	0	0
Base	3	16	DER06 Min	0	-109.2036	252.0806	-179.9784	0	0
Base	3	16	DER07 Max	165.7159	-8.1492	186.2508	-0.278	287.4714	13.9091
Base	3	16	DER07 Min	-165.7159	-8.1492	186.2508	-0.278	-287.4714	-13.9091
Base	3	16	DER08 Max	0	83.6611	214.5848	183.7594	0	0
Base	3	16	DER08 Min	0	-99.9596	157.9169	-184.3153	0	0
Base	3	16	DERUD01	0	-12.6766	289.7235	-0.4324	0	0
Base	3	16	DERUD02	0	-18.8377	305.5532	4.11	0	0
Base	3	16	DERUD03	0	-9.4824	299.2642	-4.2823	0	0
Base	3	16	DERUD04	0	-14.9211	286.3051	1.4523	0	0
Base	3	16	DERUD05 Max	26.6434	-17.3932	280.4146	4.0589	46.2158	2.1741
Base	3	16	DERUD05 Min	-26.6434	-17.3932	280.4146	4.0589	-46.2158	-2.1741
Base	3	16	DERUD06 Max	0	-1.7494	285.2425	35.4177	0	0
Base	3	16	DERUD06 Min	0	-33.0371	275.5867	-27.2998	0	0
Base	3	16	DERUD07 Max	26.6434	-8.1492	186.2508	-0.278	46.2158	2.1741
Base	3	16	DERUD07 Min	-26.6434	-8.1492	186.2508	-0.278	-46.2158	-2.1741
Base	3	16	DERUD08 Max	0	7.4947	191.0787	31.0808	0	0
Base	3	16	DERUD08 Min	0	-23.7931	181.4229	-31.6367	0	0
Base	3	16	VIG01 Max	103.5724	-0.1788	285.7272	38.5659	179.6696	8.6932
Base	3	16	VIG01 Min	-103.5724	-34.6077	275.102	-30.4481	-179.6696	-8.6932
Base	3	16	VIG02 Max	31.0717	39.9882	298.1233	119.0823	53.9009	2.608
Base	3	16	VIG02 Min	-31.0717	-74.7747	262.7059	-110.9644	-53.9009	-2.608
Base	3	16	VIG03 Max	103.5724	9.0652	191.5634	34.229	179.6696	8.6932
Base	3	16	VIG03 Min	-103.5724	-25.3637	180.9382	-34.785	-179.6696	-8.6932
Base	3	16	VIG04 Max	31.0717	49.2322	203.9595	114.7454	53.9009	2.608
Base	3	16	VIG04 Min	-31.0717	-65.5307	168.5421	-115.3013	-53.9009	-2.608
Base	3	16	COL1 Max	155.3586	8.4284	288.3835	55.8194	269.5044	13.0398
Base	3	16	COL1 Min	-155.3586	-43.2149	272.4457	-47.7016	-269.5044	-13.0398
Base	3	16	COL2 Max	46.6076	68.679	306.9777	176.594	80.8513	3.9119
Base	3	16	COL2 Min	-46.6076	-103.4654	253.8515	-168.4761	-80.8513	-3.9119
Base	3	16	COL3 Max	155.3586	17.6724	194.2197	51.4825	269.5044	13.0398

Story	Joint Label	Unique Name	Load Case/Combo	FX kN	FY kN	FZ kN	MX kN-m	MY kN-m	MZ kN-m
Base	3	16	COL3 Min	-155.3586	-33.9709	178.2819	-52.0385	-269.5044	-13.0398
Base	3	16	COL4 Max	46.6076	77.923	212.8139	172.257	80.8513	3.9119
Base	3	16	COL4 Min	-46.6076	-94.2214	159.6877	-172.813	-80.8513	-3.9119
Base	3	16	CIM09 Max	36.2503	0.5922	126.0266	11.8921	62.8844	3.0426
Base	3	16	CIM09 Min	-36.2503	-11.4579	122.3078	-12.2628	-62.8844	-3.0426
Base	3	16	CIM10 Max	10.8751	14.6507	130.3653	40.0729	18.8653	0.9128
Base	3	16	CIM10 Min	-10.8751	-25.5163	117.9692	-40.4435	-18.8653	-0.9128
Base	3	16	COMB9	0	-17.9974	319.4637	2.6108	0	0
Base	3	16	COMB10	0	-6.7937	343.7779	-9.0799	0	0
Base	3	16	COMB11	0	-14.0809	300.2156	-0.0469	0	0
Base	3	16	DER09	0	-17.9974	319.4637	2.6108	0	0
Base	3	16	DER10	0	-6.7937	343.7779	-9.0799	0	0
Base	3	16	DER11	0	-14.0809	300.2156	-0.0469	0	0
Base	3	16	DERUD09	0	-17.9974	319.4637	2.6108	0	0
Base	3	16	DERUD10	0	-6.7937	343.7779	-9.0799	0	0
Base	3	16	DERUD11	0	-14.0809	300.2156	-0.0469	0	0
Base	3	16	CIM11	0	-2.43	246.5474	-8.5206	0	0
Base	3	16	CIM12	0	-8.9819	260.7071	-3.1455	0	0
Base	3	16	CIM13 Max	27.4467	-4.3913	262.1237	6.0564	47.6124	2.3037
Base	3	16	CIM13 Min	-27.4467	-13.5724	259.2904	-12.3474	-47.6124	-2.3037
Base	3	16	CIM14 Max	8.2858	6.2242	265.3999	27.3357	14.3736	0.6955
Base	3	16	CIM14 Min	-8.2858	-24.1879	256.0142	-33.6267	-14.3736	-0.6955
Base	3	16	CIM15	0	-5.4328	124.1672	-0.1853	0	0
Base	4	18	D	0	-0.1956	56.6776	-9.6897	0	0
Base	4	18	L	0	4.1775	-2.4985	-6.8462	0	0
Base	4	18	LR	0	-5.1303	11.3944	5.3823	0	0
Base	4	18	EX Max	82.5542	0	0	0	143.2401	13.8443
Base	4	18	EY Max	0	91.9062	28.3122	183.167	0	0
Base	4	18	DISX Max	25.7982	0	0	0	44.7625	4.3264
Base	4	18	DISY Max	0	28.7207	8.8475	57.2397	0	0
Base	4	18	W	0	0	0	0	0	0
Base	4	18	G	0	-8.1718	21.5396	7.3415	0	0
Base	4	18	DERUX Max	10.7596	0	0	0	18.6704	2.1737
Base	4	18	DERUY Max	0	15.6602	4.8242	31.2104	0	0
Base	4	18	COMB1	0	-0.2738	79.3486	-13.5656	0	0
Base	4	18	COMB2	0	3.8843	69.7128	-19.8904	0	0
Base	4	18	COMB3	0	-4.2656	83.7457	-9.8622	0	0
Base	4	18	COMB4	0	1.3777	71.2119	-15.7827	0	0
Base	4	18	COMB5 Max	25.7982	12.5591	68.1689	-1.3019	44.7625	4.3264
Base	4	18	COMB5 Min	-25.7982	-4.6733	62.8604	-35.6457	-44.7625	-4.3264
Base	4	18	COMB6 Max	7.7395	32.6636	74.3622	38.7659	13.4288	1.2979
Base	4	18	COMB6 Min	-7.7395	-24.7778	56.6671	-75.7135	-13.4288	-1.2979
Base	4	18	COMB7 Max	7.7395	28.5447	59.8574	48.519	13.4288	1.2979
Base	4	18	COMB7 Min	-7.7395	-28.8967	42.1623	-65.9604	-13.4288	-1.2979
Base	4	18	COMB8 Max	25.7982	8.4402	53.6641	8.4512	44.7625	4.3264
Base	4	18	COMB8 Min	-25.7982	-8.7922	48.3556	-25.8926	-44.7625	-4.3264
Base	4	18	ENVE Max	25.7982	32.6636	83.7457	48.519	44.7625	4.3264
Base	4	18	ENVE Min	-25.7982	-28.8967	42.1623	-75.7135	-44.7625	-4.3264
Base	4	18	CIM01	0	-0.1956	56.6776	-9.6897	0	0
Base	4	18	CIM02	0	3.982	54.1792	-16.5359	0	0
Base	4	18	CIM03	0	-5.3258	68.072	-4.3074	0	0
Base	4	18	CIM04	0	-0.9101	63.3496	-10.7876	0	0
Base	4	18	CIM05 Max	18.0587	5.8358	58.5356	2.3306	31.3338	3.0285
Base	4	18	CIM05 Min	-18.0587	-6.2269	54.8196	-21.71	-31.3338	-3.0285
Base	4	18	CIM06 Max	5.4176	19.9089	62.8709	30.3781	9.4001	0.9085
Base	4	18	CIM06 Min	-5.4176	-20.3	50.4843	-49.7575	-9.4001	-0.9085
Base	4	18	CIM07 Max	13.673	3.6852	64.7652	-1.6293	23.7241	2.293
Base	4	18	CIM07 Min	-13.673	-5.5054	61.934	-19.946	-23.7241	-2.293
Base	4	18	CIM08 Max	4.1277	14.3118	68.0388	19.5494	7.162	0.6922
Base	4	18	CIM08 Min	-4.1277	-16.1321	58.6604	-41.1246	-7.162	-0.6922

Story	Joint Label	Unique Name	Load Case/Combo	FX kN	FY kN	FZ kN	MX kN-m	MY kN-m	MZ kN-m
Base	4	18	DER01	0	-0.2738	79.3486	-13.5656	0	0
Base	4	18	DER02	0	3.8843	69.7128	-19.8904	0	0
Base	4	18	DER03	0	-4.2656	83.7457	-9.8622	0	0
Base	4	18	DER04	0	1.3777	71.2119	-15.7827	0	0
Base	4	18	DER05 Max	82.5542	3.9429	65.5147	-18.4738	143.2401	13.8443
Base	4	18	DER05 Min	-82.5542	3.9429	65.5147	-18.4738	-143.2401	-13.8443
Base	4	18	DER06 Max	0	95.8491	93.8268	164.6932	0	0
Base	4	18	DER06 Min	0	-87.9633	37.2025	-201.6407	0	0
Base	4	18	DER07 Max	82.5542	-0.176	51.0098	-8.7207	143.2401	13.8443
Base	4	18	DER07 Min	-82.5542	-0.176	51.0098	-8.7207	-143.2401	-13.8443
Base	4	18	DER08 Max	0	91.7302	79.322	174.4462	0	0
Base	4	18	DER08 Min	0	-92.0822	22.6977	-191.8877	0	0
Base	4	18	DERUD01	0	-0.2738	79.3486	-13.5656	0	0
Base	4	18	DERUD02	0	3.8843	69.7128	-19.8904	0	0
Base	4	18	DERUD03	0	-4.2656	83.7457	-9.8622	0	0
Base	4	18	DERUD04	0	1.3777	71.2119	-15.7827	0	0
Base	4	18	DERUD05 Max	10.7596	3.9429	65.5147	-18.4738	18.6704	2.1737
Base	4	18	DERUD05 Min	-10.7596	3.9429	65.5147	-18.4738	-18.6704	-2.1737
Base	4	18	DERUD06 Max	0	19.6031	70.3389	12.7366	0	0
Base	4	18	DERUD06 Min	0	-11.7173	60.6905	-49.6842	0	0
Base	4	18	DERUD07 Max	10.7596	-0.176	51.0098	-8.7207	18.6704	2.1737
Base	4	18	DERUD07 Min	-10.7596	-0.176	51.0098	-8.7207	-18.6704	-2.1737
Base	4	18	DERUD08 Max	0	15.4842	55.834	22.4897	0	0
Base	4	18	DERUD08 Min	0	-15.8362	46.1856	-39.9312	0	0
Base	4	18	VIG01 Max	51.5963	21.1753	70.8232	15.87	89.5251	8.6527
Base	4	18	VIG01 Min	-51.5963	-13.2895	60.2061	-52.8176	-89.5251	-8.6527
Base	4	18	VIG02 Max	15.4789	61.3843	83.2098	96.0056	26.8575	2.5958
Base	4	18	VIG02 Min	-15.4789	-53.4985	47.8196	-132.9531	-26.8575	-2.5958
Base	4	18	VIG03 Max	51.5963	17.0564	56.3184	25.6231	89.5251	8.6527
Base	4	18	VIG03 Min	-51.5963	-17.4084	45.7013	-43.0645	-89.5251	-8.6527
Base	4	18	VIG04 Max	15.4789	57.2654	68.7049	105.7586	26.8575	2.5958
Base	4	18	VIG04 Min	-15.4789	-57.6174	33.3148	-123.2001	-26.8575	-2.5958
Base	4	18	COL1 Max	77.3945	29.7915	73.4775	33.0419	134.2876	12.9791
Base	4	18	COL1 Min	-77.3945	-21.9057	57.5519	-69.9895	-134.2876	-12.9791
Base	4	18	COL2 Max	23.2184	90.1049	92.0573	153.2452	40.2863	3.8937
Base	4	18	COL2 Min	-23.2184	-82.2192	38.972	-190.1928	-40.2863	-3.8937
Base	4	18	COL3 Max	77.3945	25.6726	58.9726	42.795	134.2876	12.9791
Base	4	18	COL3 Min	-77.3945	-26.0246	43.0471	-60.2364	-134.2876	-12.9791
Base	4	18	COL4 Max	23.2184	85.9861	77.5525	162.9983	40.2863	3.8937
Base	4	18	COL4 Min	-23.2184	-86.3381	24.4672	-180.4397	-40.2863	-3.8937
Base	4	18	CIM09 Max	18.0587	5.914	35.8645	6.2065	31.3338	3.0285
Base	4	18	CIM09 Min	-18.0587	-6.1487	32.1486	-17.8341	-31.3338	-3.0285
Base	4	18	CIM10 Max	5.4176	19.9871	40.1998	34.254	9.4001	0.9085
Base	4	18	CIM10 Min	-5.4176	-20.2218	27.8133	-45.8816	-9.4001	-0.9085
Base	4	18	COMB9	0	2.3635	74.7854	-18.9108	0	0
Base	4	18	COMB10	0	-9.132	99.978	-6.7275	0	0
Base	4	18	COMB11	0	-0.143	76.2845	-14.8031	0	0
Base	4	18	DER09	0	2.3635	74.7854	-18.9108	0	0
Base	4	18	DER10	0	-9.132	99.978	-6.7275	0	0
Base	4	18	DER11	0	-0.143	76.2845	-14.8031	0	0
Base	4	18	DERUD09	0	2.3635	74.7854	-18.9108	0	0
Base	4	18	DERUD10	0	-9.132	99.978	-6.7275	0	0
Base	4	18	DERUD11	0	-0.143	76.2845	-14.8031	0	0
Base	4	18	CIM11	0	-8.3674	78.2172	-2.3482	0	0
Base	4	18	CIM12	0	-3.1913	70.9584	-9.3182	0	0
Base	4	18	CIM13 Max	13.673	1.4041	72.3741	-0.1599	23.7241	2.293
Base	4	18	CIM13 Min	-13.673	-7.7866	69.5428	-18.4766	-23.7241	-2.293
Base	4	18	CIM14 Max	4.1277	12.0307	75.6476	21.0188	7.162	0.6922
Base	4	18	CIM14 Min	-4.1277	-18.4132	66.2692	-39.6552	-7.162	-0.6922
Base	4	18	CIM15	0	-0.1173	34.0066	-5.8138	0	0

Story	Joint Label	Unique Name	Load Case/Combo	FX kN	FY kN	FZ kN	MX kN-m	MY kN-m	MZ kN-m
Base	5	19	D	-10.648	4.3805	115.7816	-14.5497	-11.2939	0
Base	5	19	L	-2.188	-2.37	13.8843	0.0187	-2.3207	0
Base	5	19	LR	0.0458	3.0012	5.5888	-3.1485	0.0486	0
Base	5	19	EX Max	131.8304	78.9646	38.0169	151.9541	251.2077	13.9091
Base	5	19	EY Max	0.0005	92.0855	28.2707	184.111	0.0005	0
Base	5	19	DISX Max	41.197	24.6764	11.8803	47.4856	78.5024	4.3466
Base	5	19	DISY Max	0.0002	28.7767	8.8346	57.5347	0.0002	0
Base	5	19	W	0	0	0	0	0	0
Base	5	19	G	-1.0023	4.8175	18.1199	-6.2876	-1.0631	0
Base	5	19	DERUX Max	21.2054	12.3815	5.8971	23.7933	40.3963	2.1741
Base	5	19	DERUY Max	0.0001	15.6908	4.8171	31.3713	0.0001	0
Base	5	19	COMB1	-14.9072	6.1327	162.0943	-20.3695	-15.8115	0
Base	5	19	COMB2	-16.2554	2.9651	163.9473	-19.0039	-17.2415	0
Base	5	19	COMB3	-14.8922	7.6885	161.7644	-22.4784	-15.7956	0
Base	5	19	COMB4	-14.9426	4.3871	155.6167	-19.0151	-15.8491	0
Base	5	19	COMB5 Max	26.2315	36.196	167.3529	47.3052	62.6291	4.3466
Base	5	19	COMB5 Min	-56.1626	-30.4229	138.2916	-82.1869	-94.3758	-4.3466
Base	5	19	COMB6 Max	-2.6063	39.0662	165.2209	54.3395	7.6775	1.304
Base	5	19	COMB6 Min	-27.3248	-33.2931	140.4236	-89.2212	-39.4243	-1.304
Base	5	19	COMB7 Max	2.7761	40.1221	116.6021	58.6857	13.3864	1.304
Base	5	19	COMB7 Min	-21.9424	-32.2372	91.8048	-84.8751	-33.7154	-1.304
Base	5	19	COMB8 Max	31.6139	37.2519	118.7341	51.6514	68.3379	4.3466
Base	5	19	COMB8 Min	-50.7802	-29.367	89.6728	-77.8407	-88.667	-4.3466
Base	5	19	ENVE Max	31.6139	40.1221	167.3529	58.6857	68.3379	4.3466
Base	5	19	ENVE Min	-56.1626	-33.2931	89.6728	-89.2212	-94.3758	-4.3466
Base	5	19	CIM01	-10.648	4.3805	115.7816	-14.5497	-11.2939	0
Base	5	19	CIM02	-12.8359	2.0104	129.6659	-14.5309	-13.6146	0
Base	5	19	CIM03	-10.6021	7.3817	121.3705	-17.6981	-11.2453	0
Base	5	19	CIM04	-12.2546	4.8539	130.3865	-16.897	-12.998	0
Base	5	19	CIM05 Max	18.19	27.6971	125.9531	30.7726	43.6578	3.0426
Base	5	19	CIM05 Min	-39.4859	-18.9362	105.6102	-59.8719	-66.2456	-3.0426
Base	5	19	CIM06 Max	-1.9965	29.7062	124.4607	35.6966	5.1917	0.9128
Base	5	19	CIM06 Min	-19.2994	-20.9453	107.1025	-64.7959	-27.7795	-0.9128
Base	5	19	CIM07 Max	9.5799	22.5367	138.0966	17.476	28.6083	2.3037
Base	5	19	CIM07 Min	-34.089	-12.8289	122.6764	-51.2699	-54.6043	-2.3037
Base	5	19	CIM08 Max	-5.663	24.0538	136.9697	21.1941	-0.4375	0.6955
Base	5	19	CIM08 Min	-18.8462	-14.346	123.8033	-54.9881	-25.5584	-0.6955
Base	5	19	DER01	-14.9072	6.1327	162.0943	-20.3695	-15.8115	0
Base	5	19	DER02	-16.2554	2.9651	163.9473	-19.0039	-17.2415	0
Base	5	19	DER03	-14.8922	7.6885	161.7644	-22.4784	-15.7956	0
Base	5	19	DER04	-14.9426	4.3871	155.6167	-19.0151	-15.8491	0
Base	5	19	DER05 Max	116.8649	81.8512	190.8391	134.5132	235.3343	13.9091
Base	5	19	DER05 Min	-146.796	-76.0781	114.8054	-169.3949	-267.081	-13.9091
Base	5	19	DER06 Max	-14.965	94.972	181.093	166.6701	-15.8729	0
Base	5	19	DER06 Min	-14.966	-89.1989	124.5515	-201.5518	-15.8739	0
Base	5	19	DER07 Max	122.2473	82.9071	142.2203	138.8594	241.0431	13.9091
Base	5	19	DER07 Min	-141.4136	-75.0222	66.1866	-165.0488	-261.3722	-13.9091
Base	5	19	DER08 Max	-9.5827	96.0279	132.4742	171.0163	-10.164	0
Base	5	19	DER08 Min	-9.5837	-88.1431	75.9327	-197.2057	-10.165	0
Base	5	19	DERUD01	-14.9072	6.1327	162.0943	-20.3695	-15.8115	0
Base	5	19	DERUD02	-16.2554	2.9651	163.9473	-19.0039	-17.2415	0
Base	5	19	DERUD03	-14.8922	7.6885	161.7644	-22.4784	-15.7956	0
Base	5	19	DERUD04	-14.9426	4.3871	155.6167	-19.0151	-15.8491	0
Base	5	19	DERUD05 Max	6.2399	15.2681	158.7193	6.3524	24.5229	2.1741
Base	5	19	DERUD05 Min	-36.1709	-9.495	146.9252	-41.2341	-56.2697	-2.1741
Base	5	19	DERUD06 Max	-14.9654	18.5773	157.6394	13.9304	-15.8733	0
Base	5	19	DERUD06 Min	-14.9656	-12.8042	148.0051	-48.8122	-15.8735	0
Base	5	19	DERUD07 Max	11.6222	16.324	110.1005	10.6986	30.2318	2.1741
Base	5	19	DERUD07 Min	-30.7886	-8.4391	98.3064	-36.888	-50.5608	-2.1741
Base	5	19	DERUD08 Max	-9.5831	19.6332	109.0206	18.2766	-10.1644	0

Story	Joint Label	Unique Name	Load Case/Combo	FX kN	FY kN	FZ kN	MX kN-m	MY kN-m	MZ kN-m
Base	5	19	DERUD08 Min	-9.5833	-11.7483	99.3863	-44.466	-10.1646	0
Base	5	19	VIG01 Max	67.4286	69.5055	181.8836	112.0513	141.1315	8.6932
Base	5	19	VIG01 Min	-97.3596	-63.7324	123.761	-146.933	-172.8783	-8.6932
Base	5	19	VIG02 Max	9.753	75.2458	177.6196	126.1199	31.2284	2.608
Base	5	19	VIG02 Min	-39.684	-69.4728	128.0249	-161.0016	-62.9751	-2.608
Base	5	19	VIG03 Max	72.8109	70.5613	133.2648	116.3974	146.8404	8.6932
Base	5	19	VIG03 Min	-91.9773	-62.6765	75.1422	-142.5868	-167.1694	-8.6932
Base	5	19	VIG04 Max	15.1353	76.3017	129.0008	130.4661	36.9372	2.608
Base	5	19	VIG04 Min	-34.3017	-68.4169	79.4061	-156.6554	-57.2663	-2.608
Base	5	19	COL1 Max	108.6256	102.8149	196.4142	176.7973	219.6339	13.0398
Base	5	19	COL1 Min	-138.5567	-97.0419	109.2303	-211.679	-251.3807	-13.0398
Base	5	19	COL2 Max	22.1122	111.4255	190.0183	197.9003	54.7793	3.9119
Base	5	19	COL2 Min	-52.0433	-105.6524	115.6262	-232.782	-86.526	-3.9119
Base	5	19	COL3 Max	114.008	103.8708	147.7954	181.1435	225.3428	13.0398
Base	5	19	COL3 Min	-133.1743	-95.986	60.6115	-207.3329	-245.6718	-13.0398
Base	5	19	COL4 Max	27.4946	112.4814	141.3995	202.2464	60.4881	3.9119
Base	5	19	COL4 Min	-46.6609	-104.5965	67.0074	-228.4358	-80.8172	-3.9119
Base	5	19	CIM09 Max	22.4492	25.9449	79.6404	36.5924	48.1754	3.0426
Base	5	19	CIM09 Min	-35.2267	-20.6883	59.2975	-54.052	-61.7281	-3.0426
Base	5	19	CIM10 Max	2.2627	27.954	78.1481	41.5165	9.7093	0.9128
Base	5	19	CIM10 Min	-15.0403	-22.6975	60.7899	-58.9761	-23.262	-0.9128
Base	5	19	COMB9	-16.7795	3.8732	170.2128	-20.5734	-17.7973	0
Base	5	19	COMB10	-16.5692	10.5945	181.814	-27.501	-17.5743	0
Base	5	19	COMB11	-15.4667	5.2953	161.8822	-20.5847	-16.4049	0
Base	5	19	DER09	-16.7795	3.8732	170.2128	-20.5734	-17.7973	0
Base	5	19	DER10	-16.5692	10.5945	181.814	-27.501	-17.5743	0
Base	5	19	DER11	-15.4667	5.2953	161.8822	-20.5847	-16.4049	0
Base	5	19	DERUD09	-16.7795	3.8732	170.2128	-20.5734	-17.7973	0
Base	5	19	DERUD10	-16.5692	10.5945	181.814	-27.501	-17.5743	0
Base	5	19	DERUD11	-15.4667	5.2953	161.8822	-20.5847	-16.4049	0
Base	5	19	CIM11	-11.6503	9.1979	133.9015	-20.8373	-12.357	0
Base	5	19	CIM12	-13.0407	6.216	139.7847	-19.2513	-13.8317	0
Base	5	19	CIM13 Max	8.7938	23.8988	147.4948	15.1216	27.7745	2.3037
Base	5	19	CIM13 Min	-34.8751	-11.4668	132.0747	-53.6242	-55.438	-2.3037
Base	5	19	CIM14 Max	-6.4491	25.4159	146.3679	18.8398	-1.2713	0.6955
Base	5	19	CIM14 Min	-19.6323	-12.9838	133.2016	-57.3424	-26.3922	-0.6955
Base	5	19	CIM15	-6.3888	2.6283	69.469	-8.7298	-6.7763	0
Base	6	21	D	-2.5046	0.2447	39.6785	-10.1427	-2.6211	-0.0051
Base	6	21	L	-0.0599	3.5451	-1.7952	-6.1789	-0.0613	0.0007
Base	6	21	LR	-0.0151	-2.9082	5.7834	3.0592	-0.0166	-0.0065
Base	6	21	EX Max	62.8754	73.5068	31.0692	145.2195	122.2897	13.0462
Base	6	21	EY Max	0.0261	91.5806	28.2816	182.4125	0.0516	0.0749
Base	6	21	DISX Max	19.6486	22.9709	9.7091	45.3811	38.2155	4.0769
Base	6	21	DISY Max	0.0081	28.6189	8.838	57.0039	0.0161	0.0234
Base	6	21	W	0	0	0	0	0	0
Base	6	21	G	-0.0602	-4.0439	10.6693	3.0291	-0.0639	-0.0126
Base	6	21	DERUX Max	8.1622	11.4852	4.7679	22.6966	15.9049	2.0496
Base	6	21	DERUY Max	0.0044	15.6047	4.819	31.0819	0.0088	0.0128
Base	6	21	COMB1	-3.5064	0.3425	55.5499	-14.1998	-3.6695	-0.0072
Base	6	21	COMB2	-3.1089	4.5116	47.6336	-20.5278	-3.2517	-0.0083
Base	6	21	COMB3	-3.0896	-0.8145	55.0725	-13.4553	-3.2332	-0.0158
Base	6	21	COMB4	-3.0729	2.3845	48.7107	-16.8205	-3.2149	-0.0087
Base	6	21	COMB5 Max	16.5856	35.3952	58.1795	44.1322	35.0138	4.0785
Base	6	21	COMB5 Min	-22.7164	-27.7179	33.4585	-80.8324	-41.427	-4.0894
Base	6	21	COMB6 Max	2.8373	39.3489	57.5698	52.2681	8.2742	1.241
Base	6	21	COMB6 Min	-8.9681	-31.6716	34.0683	-88.9683	-14.6874	-1.2519
Base	6	21	COMB7 Max	3.6486	35.7304	47.4614	61.4898	9.1218	1.2419
Base	6	21	COMB7 Min	-8.1568	-35.29	23.9599	-79.7467	-13.8398	-1.2511
Base	6	21	COMB8 Max	17.3969	31.7767	48.0712	53.3538	35.8614	4.0794
Base	6	21	COMB8 Min	-21.9051	-31.3364	23.3501	-71.6107	-40.5794	-4.0886

Story	Joint Label	Unique Name	Load Case/Combo	FX kN	FY kN	FZ kN	MX kN-m	MY kN-m	MZ kN-m
Base	6	21	ENVE Max	17.3969	39.3489	58.1795	61.4898	35.8614	4.0794
Base	6	21	ENVE Min	-22.7164	-35.29	23.3501	-88.9683	-41.427	-4.0894
Base	6	21	CIM01	-2.5046	0.2447	39.6785	-10.1427	-2.6211	-0.0051
Base	6	21	CIM02	-2.5644	3.7897	37.8833	-16.3216	-2.6824	-0.0044
Base	6	21	CIM03	-2.5197	-2.6636	45.4619	-7.0835	-2.6377	-0.0116
Base	6	21	CIM04	-2.5608	0.7223	42.6697	-12.4824	-2.6795	-0.0095
Base	6	21	CIM05 Max	11.2511	22.3342	48.3309	33.5949	24.1332	2.8537
Base	6	21	CIM05 Min	-16.2603	-21.8449	31.0261	-53.8803	-29.3753	-2.8639
Base	6	21	CIM06 Max	1.6273	25.1018	47.904	39.2901	5.4155	0.8674
Base	6	21	CIM06 Min	-6.6365	-24.6125	31.453	-59.5755	-10.6576	-0.8777
Base	6	21	CIM07 Max	7.8542	17.4759	49.2296	20.6902	17.5773	2.1551
Base	6	21	CIM07 Min	-12.9759	-16.0313	36.1098	-45.655	-22.9363	-2.174
Base	6	21	CIM08 Max	0.5872	19.5657	48.9073	24.9906	3.4435	0.6553
Base	6	21	CIM08 Min	-5.7089	-18.1211	36.4321	-49.9555	-8.8026	-0.6742
Base	6	21	DER01	-3.5064	0.3425	55.5499	-14.1998	-3.6695	-0.0072
Base	6	21	DER02	-3.1089	4.5116	47.6336	-20.5278	-3.2517	-0.0083
Base	6	21	DER03	-3.0896	-0.8145	55.0725	-13.4553	-3.2332	-0.0158
Base	6	21	DER04	-3.0729	2.3845	48.7107	-16.8205	-3.2149	-0.0087
Base	6	21	DER05 Max	59.81	77.3454	76.8882	126.8694	119.0832	13.0408
Base	6	21	DER05 Min	-65.9408	-69.6681	14.7498	-163.5696	-125.4963	-13.0517
Base	6	21	DER06 Max	-3.0393	95.4193	74.1007	164.0624	-3.155	0.0694
Base	6	21	DER06 Min	-3.0914	-87.742	17.5374	-200.7626	-3.2582	-0.0803
Base	6	21	DER07 Max	60.6213	73.727	66.7798	136.091	119.9308	13.0416
Base	6	21	DER07 Min	-65.1295	-73.2866	4.6415	-154.3479	-124.6487	-13.0508
Base	6	21	DER08 Max	-2.2281	91.8008	63.9923	173.2841	-2.3074	0.0703
Base	6	21	DER08 Min	-2.2802	-91.3604	7.429	-191.541	-2.4106	-0.0795
Base	6	21	DERUD01	-3.5064	0.3425	55.5499	-14.1998	-3.6695	-0.0072
Base	6	21	DERUD02	-3.1089	4.5116	47.6336	-20.5278	-3.2517	-0.0083
Base	6	21	DERUD03	-3.0896	-0.8145	55.0725	-13.4553	-3.2332	-0.0158
Base	6	21	DERUD04	-3.0729	2.3845	48.7107	-16.8205	-3.2149	-0.0087
Base	6	21	DERUD05 Max	5.0969	15.3239	50.5869	4.3465	12.6983	2.0442
Base	6	21	DERUD05 Min	-11.2276	-7.6466	41.0511	-41.0467	-19.1115	-2.0551
Base	6	21	DERUD06 Max	-3.0609	19.4434	50.638	12.7318	-3.1978	0.0073
Base	6	21	DERUD06 Min	-3.0698	-11.7661	41	-49.432	-3.2154	-0.0182
Base	6	21	DERUD07 Max	5.9081	11.7054	40.4786	13.5681	13.5459	2.045
Base	6	21	DERUD07 Min	-10.4164	-11.265	30.9427	-31.825	-18.2639	-2.0543
Base	6	21	DERUD08 Max	-2.2497	15.8249	40.5297	21.9535	-2.3502	0.0082
Base	6	21	DERUD08 Min	-2.2586	-15.3845	30.8916	-40.2103	-2.3678	-0.0174
Base	6	21	VIG01 Max	36.2367	66.9518	70.5401	106.6144	73.2342	8.1625
Base	6	21	VIG01 Min	-42.3674	-59.2745	21.098	-143.3146	-79.6473	-8.1734
Base	6	21	VIG02 Max	8.7401	74.8591	69.3205	122.8864	19.755	2.4875
Base	6	21	VIG02 Min	-14.8708	-67.1818	22.3175	-159.5866	-26.1681	-2.4984
Base	6	21	VIG03 Max	37.0479	63.3333	60.4317	115.8361	74.0818	8.1633
Base	6	21	VIG03 Min	-41.5562	-62.8929	10.9896	-134.093	-78.7997	-8.1725
Base	6	21	VIG04 Max	9.5513	71.2406	59.2121	132.108	20.6026	2.4884
Base	6	21	VIG04 Min	-14.0596	-70.8002	12.2092	-150.3649	-25.3206	-2.4976
Base	6	21	COL1 Max	55.8877	98.5083	82.9006	169.0967	111.4546	12.2464
Base	6	21	COL1 Min	-62.0184	-90.831	8.7375	-205.7969	-117.8677	-12.2573
Base	6	21	COL2 Max	14.6428	110.3693	81.0713	193.5046	31.2358	3.734
Base	6	21	COL2 Min	-20.7735	-102.692	10.5668	-230.2048	-37.6489	-3.7449
Base	6	21	COL3 Max	56.6989	94.8899	72.7922	178.3183	112.3022	12.2473
Base	6	21	COL3 Min	-61.2072	-94.4495	-1.3709	-196.5752	-117.0201	-12.2565
Base	6	21	COL4 Max	15.454	106.7508	70.9629	202.7263	32.0834	3.7348
Base	6	21	COL4 Min	-19.9623	-106.3104	0.4584	-220.9832	-36.8013	-3.744
Base	6	21	CIM09 Max	12.253	22.2364	32.4595	37.652	25.1816	2.8557
Base	6	21	CIM09 Min	-15.2585	-21.9428	15.1547	-49.8232	-28.3269	-2.8618
Base	6	21	CIM10 Max	2.6291	25.0039	32.0326	43.3471	6.4639	0.8695
Base	6	21	CIM10 Min	-5.6347	-24.7104	15.5816	-55.5184	-9.6092	-0.8756
Base	6	21	COMB9	-3.1314	3.9437	50.0766	-20.5429	-3.2753	-0.0113
Base	6	21	COMB10	-3.1617	-2.6316	62.8899	-13.5036	-3.3088	-0.0256

Story	Joint Label	Unique Name	Load Case/Combo	FX kN	FY kN	FZ kN	MX kN-m	MY kN-m	MZ kN-m
Base	6	21	COMB11	-3.0955	1.8167	51.1537	-16.8356	-3.2385	-0.0118
Base	6	21	DER09	-3.1314	3.9437	50.0766	-20.5429	-3.2753	-0.0113
Base	6	21	DER10	-3.1617	-2.6316	62.8899	-13.5036	-3.3088	-0.0256
Base	6	21	DER11	-3.0955	1.8167	51.1537	-16.8356	-3.2385	-0.0118
Base	6	21	DERUD09	-3.1314	3.9437	50.0766	-20.5429	-3.2753	-0.0113
Base	6	21	DERUD10	-3.1617	-2.6316	62.8899	-13.5036	-3.3088	-0.0256
Base	6	21	DERUD11	-3.0955	1.8167	51.1537	-16.8356	-3.2385	-0.0118
Base	6	21	CIM11	-2.5648	-3.7993	50.3478	-7.1136	-2.685	-0.0177
Base	6	21	CIM12	-2.5946	-0.1295	46.3341	-12.505	-2.715	-0.014
Base	6	21	CIM13 Max	7.8204	16.6241	52.894	20.6676	17.5418	2.1505
Base	6	21	CIM13 Min	-13.0097	-16.8831	39.7742	-45.6777	-22.9718	-2.1786
Base	6	21	CIM14 Max	0.5534	18.7139	52.5717	24.968	3.4081	0.6507
Base	6	21	CIM14 Min	-5.7427	-18.9729	40.0965	-49.9781	-8.838	-0.6788
Base	6	21	CIM15	-1.5028	0.1468	23.8071	-6.0856	-1.5727	-0.0031

5.4 Modal Results

Table 5.9 - Modal Periods and Frequencies

Case	Mode	Period sec	Frequency cyc/sec	Circular Frequency rad/sec	Eigenvalue rad²/sec²
Modal	1	0.221	4.518	28.389	805.9364
Modal	2	0.2	4.999	31.4066	986.3729
Modal	3	0.148	6.759	42.4664	1803.3955
Modal	4	0.052	19.049	119.6864	14324.8399
Modal	5	0.021	47.845	300.6167	90370.4244
Modal	6	0.017	57.377	360.5099	129967.3782
Modal	7	0.017	58.531	367.7593	135246.889
Modal	8	0.016	62.321	391.5731	153329.474
Modal	9	0.01	95.871	602.375	362855.6339

Table 5.10 - Modal Participating Mass Ratios (Part 1 of 2)

Case	Mode	Period sec	UX	UY	UZ	Sum UX	Sum UY	Sum UZ
Modal	1	0.221	0.6545	0	0	0.6545	0	0
Modal	2	0.2	0	1	0	0.6545	1	0
Modal	3	0.148	0.3445	0	0	0.999	1	0
Modal	4	0.052	0.001	0	0	1	1	0
Modal	5	0.021	0	0	0	1	1	0
Modal	6	0.017	0	1.853E-05	0	1	1	0
Modal	7	0.017	0	0	0	1	1	0
Modal	8	0.016	0	0	0	1	1	0
Modal	9	0.01	0	0	0	1	1	0

Table 5.10 - Modal Participating Mass Ratios (Part 2 of 2)

Case	Mode	RX	RY	RZ	Sum RX	Sum RY	Sum RZ
Modal	1	0	0.6545	0.371	0	0.6545	0.371
Modal	2	1	0	0	1	0.6545	0.371
Modal	3	0	0.3445	0.6282	1	0.999	0.9992
Modal	4	0	0.001	0.0008	1	1	1
Modal	5	0	0	0	1	1	1
Modal	6	1.853E-05	0	0	1	1	1
Modal	7	0	0	1.265E-05	1	1	1
Modal	8	0	0	0	1	1	1
Modal	9	0	0	0	1	1	1

Table 5.11 - Modal Load Participation Ratios

Case	Item Type	Item	Static %	Dynamic %
Modal	Acceleration	UX	100	100

Case	Item Type	Item	Static %	Dynamic %
Modal	Acceleration	UY	100	100
Modal	Acceleration	UZ	0	0

Table 5.12 - Modal Direction Factors

Case	Mode	Period sec	UX	UY	UZ	RZ
Modal	1	0.221	0.667	0	0	0.333
Modal	2	0.2	0	1	0	0
Modal	3	0.148	0.348	0	0	0.652
Modal	4	0.052	0.013	0	0	0.987
Modal	5	0.021	0	1	0	0
Modal	6	0.017	0	1	0	0
Modal	7	0.017	0	0	0	1
Modal	8	0.016	0	1	0	0
Modal	9	0.01	0	0	0	1

ETABS® 2016

Integrated Building Design Software

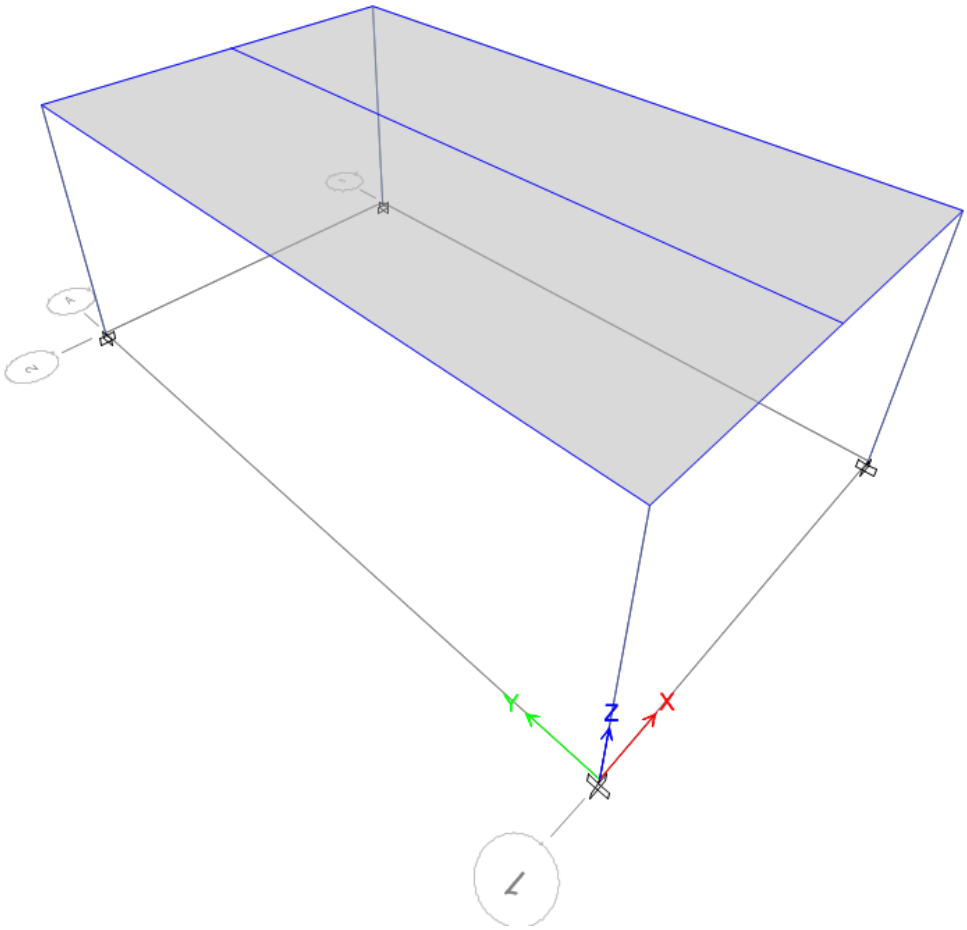

Project Report

Model File: 004 2017 EDUCACION MODULO 1B DMO - E, Revision 0
06/04/2017

Table of Contents

1. Structure Data 5
    - 1.1 Story Data 5
    - 1.2 Grid Data 5
    - 1.3 Point Coordinates 5
    - 1.4 Line Connectivity 5
    - 1.5 Area Connectivity 6
    - 1.6 Mass 6
    - 1.7 Groups 6
2. Properties 7
    - 2.1 Materials 7
    - 2.2 Frame Sections 7
    - 2.3 Shell Sections 7
    - 2.4 Reinforcement Sizes 7
    - 2.5 Tendon Sections 7
3. Assignments 8
    - 3.1 Frame Assignments 8
4. Loads 9
    - 4.1 Load Patterns 9
    - 4.2 Applied Loads 9
        - 4.2.1 Area Loads 9
    - 4.3 Functions 9
        - 4.3.1 Response Spectrum Functions 9
    - 4.4 Load Cases 24
    - 4.5 Load Combinations 25
5. Analysis Results 29
    - 5.1 Structure Results 29
    - 5.2 Story Results 33
    - 5.3 Modal Results 46
6. Design Data 47
    - 6.1 Concrete Frame Design 47

List of Tables

Table 1.1 Story Data 5
Table 1.2 Grid Systems 5
Table 1.3 Grid Lines 5
Table 1.4 Joint Coordinates Data 5
Table 1.5 Column Connectivity Data 5
Table 1.6 Beam Connectivity Data 5
Table 1.7 Floor Connectivity Data 6
Table 1.8 Mass Source 6
Table 1.9 Centers of Mass and Rigidity 6
Table 1.10 Mass Summary by Diaphragm 6
Table 1.11 Mass Summary by Story 6
Table 1.12 Group Definitions 6
Table 2.1 Material Properties - Summary 7
Table 2.2 Frame Sections - Summary 7
Table 2.3 Shell Sections - Summary 7
Table 2.4 Reinforcing Bar Sizes 7
Table 2.5 Tendon Section Properties 7
Table 3.1 Frame Assignments - Summary 8
Table 4.1 Load Patterns 9
Table 4.2 Shell Loads - Uniform 9
Table 4.3 Response Spectrum Function - User 9
Table 4.4 Load Cases - Summary 24
Table 4.5 Load Combinations 25
Table 5.1 Base Reactions 29
Table 5.2 Centers of Mass and Rigidity 31
Table 5.3 Diaphragm Center of Mass Displacements 31
Table 5.4 Story Max/Avg Displacements 33
Table 5.5 Story Drifts 36
Table 5.6 Story Max/Avg Drifts 39
Table 5.7 Story Forces 41
Table 5.8 Modal Periods and Frequencies 46
Table 5.9 Modal Participating Mass Ratios 46
Table 5.10 Modal Load Participation Ratios 46
Table 5.11 Modal Direction Factors 46
Table 6.1 Concrete Frame Preferences - ACI 318-08 47
Table 6.2 Concrete Column Overwrites - ACI 318-08 47
Table 6.3 Concrete Column PMM Envelope 47
Table 6.4 Concrete Column Shear Envelope 47
Table 6.5 Concrete Joint Envelope 47
Table 6.6 Concrete Column Summary - ACI 318-08 47
Table 6.7 Concrete Joint Summary - ACI 318-08 48

1 Structure Data

This chapter provides model geometry information, including items such as story levels, point coordinates, and element connectivity.

1.1 Story Data

Table 1.1 - Story Data

Name	Height mm	Elevation mm	Master Story	Similar To	Splice Story
N1	3250	3250	Yes	None	No
Base	0	0	No	None	No

1.2 Grid Data

Table 1.2 - Grid Systems

Name	Type	Story Range	X Origin m	Y Origin m	Rotation deg	Bubble Size mm	Color
G1	Cartesian	Default	0	0	0	600	Gray

Table 1.3 - Grid Lines

Grid System	Grid Direction	Grid ID	Visible	Bubble Location	Ordinate m
G1	X	A	Yes	End	0
G1	X	B	Yes	End	4.9
G1	Y	1	Yes	Start	0
G1	Y	2	Yes	Start	8.2

1.3 Point Coordinates

Table 1.4 - Joint Coordinates Data

Label	X mm	Y mm	ΔZ Below mm
1	0	0	0
2	0	8200	0
3	4900	0	0
4	4900	8200	0
5	2500	0	0
7	2500	8200	0

1.4 Line Connectivity

Table 1.5 - Column Connectivity Data

Column	I-End Point	J-End Point	I-End Story
C1	1	1	Below
C2	2	2	Below
C3	3	3	Below
C4	4	4	Below

Table 1.6 - Beam Connectivity Data

Beam	I-End Point	J-End Point	Curve Type
B1	1	2	None
B2	3	4	None
B4	1	3	None
B6	2	4	None
B3	5	7	None

1.5 Area Connectivity

Table 1.7 - Floor Connectivity Data

Floor	Number of Edges	Edge Number	Point 1	Point 2	Curve Type
F5	4	1	3	4	None
		2	4	2	None
		3	2	1	None
		4	1	3	None

1.6 Mass

Table 1.8 - Mass Source

Name	Include Elements	Include Added Mass	Include Loads	Include Lateral	Include Vertical	Lump at Stories	IsDefault	Load Pattern	Multiplier
MsSrc1	No	No	Yes	Yes	No	Yes	Yes	D	1
MsSrc1	No	No	Yes	Yes	No	Yes	Yes	L	0.3

Table 1.9 - Centers of Mass and Rigidity

Story	Diaphragm	Mass X kg	Mass Y kg	XCM m	YCM m	Cumulative X kg	Cumulative Y kg	XCCM m	YCCM m	XCR m	YCR m
N1	D1	34394.99	34394.99	2.4543	4.1	34394.99	34394.99	2.4543	4.1	2.4511	4.1

Table 1.10 - Mass Summary by Diaphragm

Story	Diaphragm	Mass X kg	Mass Y kg	Mass Moment of Inertia ton-m²	X Mass Center m	Y Mass Center m
N1	D1	34394.99	34394.99	706.6758	2.4543	4.1

Table 1.11 - Mass Summary by Story

Story	UX kg	UY kg	UZ kg
N1	34394.99	34394.99	0
Base	2498.55	2498.55	0

1.7 Groups

Table 1.12 - Group Definitions

Name	Color
All	Yellow

2 Properties

This chapter provides property information for materials, frame sections, shell sections, and links.

2.1 Materials

Table 2.1 - Material Properties - Summary

Name	Type	E MPa	ν	Unit Weight kN/m³	Design Strengths
A416Gr270	Tendon	196500.6	0	76.9729	Fy=1689.91 MPa, Fu=1861.58 MPa
A615Gr60	Rebar	199947.98	0.3	76.9729	Fy=413.69 MPa, Fu=620.53 MPa
CONC00	Concrete	25267.13	0.2	0	Fc=28 MPa
CONC21	Concrete	21538	0.2	23.56	Fc=21 MPa
RMAT	Rebar	199947.98	0.3	76.9729	Fy=420 MPa, Fu=630 MPa

2.2 Frame Sections

Table 2.2 - Frame Sections - Summary

Name	Material	Shape
C40X40	CONC21	Concrete Rectangular
V30X50	CONC21	Concrete Rectangular

2.3 Shell Sections

Table 2.3 - Shell Sections - Summary

Name	Design Type	Element Type	Material	Total Thickness mm
LOSA	Slab	Membrane		5

2.4 Reinforcement Sizes

Table 2.4 - Reinforcing Bar Sizes

Name	Diameter mm	Area cm²
#2	6.4	0.3226
#3	9.5	1
#5	15.9	2
#6	19.1	3
#8	25.4	5
#9	28.7	6
15M	16	2

2.5 Tendon Sections

Table 2.5 - Tendon Section Properties

Name	Material	StrandArea cm²	Color
Tendon1	A416Gr270	1	Yellow

3 Assignments

This chapter provides a listing of the assignments applied to the model.

3.1 Frame Assignments

Table 3.1 - Frame Assignments - Summary

Story	Label	Unique Name	Design Type	Length mm	Analysis Section	Design Section	Min Number Stations
N1	C1	7	Column	3250	C40X40	C40X40	11

4 Loads

This chapter provides loading information as applied to the model.

4.1 Load Patterns

Table 4.1 - Load Patterns

Name	Type	Self Weight Multiplier	Auto Load
D	Dead	1	
L	Live	0	
LR	Live	0	
W	Wind	0	None
G	Snow	0	

4.2 Applied Loads

4.2.1 Area Loads

Table 4.2 - Shell Loads - Uniform

Story	Label	Unique Name	Load Pattern	Direction	Load kN/m²
N1	F5	5	D	Gravity	4.3
N1	F5	5	L	Gravity	2
N1	F5	5	G	Gravity	1

4.3 Functions

4.3.1 Response Spectrum Functions

Table 4.3 - Response Spectrum Function - User

Name	Period sec	Acceleration	Damping %
Umbral	0	0.08	2
Umbral	0.01	0.086	
Umbral	0.02	0.093	
Umbral	0.03	0.099	
Umbral	0.04	0.106	
Umbral	0.05	0.112	
Umbral	0.06	0.118	
Umbral	0.07	0.125	
Umbral	0.08	0.131	
Umbral	0.09	0.138	
Umbral	0.1	0.144	
Umbral	0.11	0.15	
Umbral	0.12	0.157	
Umbral	0.13	0.163	
Umbral	0.14	0.17	
Umbral	0.15	0.176	
Umbral	0.16	0.182	
Umbral	0.17	0.189	
Umbral	0.18	0.195	
Umbral	0.19	0.202	
Umbral	0.2	0.208	
Umbral	0.21	0.214	
Umbral	0.22	0.221	
Umbral	0.23	0.227	
Umbral	0.24	0.234	
Umbral	0.25	0.24	
Umbral	0.26	0.24	
Umbral	0.27	0.24	
Umbral	0.28	0.24	

Name	Period sec	Acceleration	Damping %
Umbral	0.29	0.24	
Umbral	0.3	0.24	
Umbral	0.31	0.24	
Umbral	0.32	0.24	
Umbral	0.33	0.24	
Umbral	0.34	0.24	
Umbral	0.35	0.24	
Umbral	0.36	0.24	
Umbral	0.37	0.24	
Umbral	0.38	0.24	
Umbral	0.39	0.24	
Umbral	0.4	0.24	
Umbral	0.41	0.24	
Umbral	0.42	0.24	
Umbral	0.43	0.24	
Umbral	0.44	0.24	
Umbral	0.45	0.24	
Umbral	0.46	0.24	
Umbral	0.47	0.24	
Umbral	0.48	0.24	
Umbral	0.49	0.24	
Umbral	0.5	0.24	
Umbral	0.51	0.24	
Umbral	0.52	0.24	
Umbral	0.53	0.24	
Umbral	0.54	0.24	
Umbral	0.55	0.24	
Umbral	0.56	0.24	
Umbral	0.57	0.24	
Umbral	0.58	0.24	
Umbral	0.59	0.24	
Umbral	0.6	0.24	
Umbral	0.61	0.24	
Umbral	0.62	0.24	
Umbral	0.63	0.24	
Umbral	0.64	0.24	
Umbral	0.65	0.24	
Umbral	0.66	0.24	
Umbral	0.67	0.24	
Umbral	0.68	0.24	
Umbral	0.69	0.24	
Umbral	0.7	0.24	
Umbral	0.71	0.24	
Umbral	0.72	0.24	
Umbral	0.73	0.24	
Umbral	0.74	0.24	
Umbral	0.75	0.24	
Umbral	0.76	0.24	
Umbral	0.77	0.24	
Umbral	0.78	0.24	
Umbral	0.79	0.24	
Umbral	0.8	0.24	
Umbral	0.81	0.24	
Umbral	0.82	0.24	
Umbral	0.83	0.24	
Umbral	0.84	0.24	
Umbral	0.85	0.24	
Umbral	0.86	0.24	
Umbral	0.87	0.24	
Umbral	0.88	0.24	

Name	Period sec	Acceleration	Damping %
Umbral	0.89	0.24	
Umbral	0.9	0.24	
Umbral	0.91	0.24	
Umbral	0.92	0.24	
Umbral	0.93	0.24	
Umbral	0.94	0.24	
Umbral	0.95	0.24	
Umbral	0.96	0.24	
Umbral	0.97	0.24	
Umbral	0.98	0.24	
Umbral	0.99	0.24	
Umbral	1	0.24	
Umbral	1.01	0.24	
Umbral	1.02	0.24	
Umbral	1.03	0.24	
Umbral	1.04	0.24	
Umbral	1.05	0.24	
Umbral	1.06	0.24	
Umbral	1.07	0.24	
Umbral	1.08	0.24	
Umbral	1.09	0.24	
Umbral	1.1	0.24	
Umbral	1.11	0.24	
Umbral	1.12	0.24	
Umbral	1.13	0.24	
Umbral	1.14	0.24	
Umbral	1.15	0.24	
Umbral	1.16	0.24	
Umbral	1.17	0.24	
Umbral	1.18	0.24	
Umbral	1.19	0.24	
Umbral	1.2	0.24	
Umbral	1.21	0.24	
Umbral	1.22	0.24	
Umbral	1.23	0.24	
Umbral	1.24	0.24	
Umbral	1.25	0.24	
Umbral	1.26	0.24	
Umbral	1.27	0.24	
Umbral	1.28	0.24	
Umbral	1.29	0.24	
Umbral	1.3	0.24	
Umbral	1.31	0.24	
Umbral	1.32	0.24	
Umbral	1.33	0.24	
Umbral	1.34	0.24	
Umbral	1.35	0.24	
Umbral	1.36	0.24	
Umbral	1.37	0.24	
Umbral	1.38	0.24	
Umbral	1.39	0.24	
Umbral	1.4	0.24	
Umbral	1.41	0.24	
Umbral	1.42	0.24	
Umbral	1.43	0.24	
Umbral	1.44	0.24	
Umbral	1.45	0.24	
Umbral	1.46	0.24	
Umbral	1.47	0.24	
Umbral	1.48	0.24	

Name	Period sec	Acceleration	Damping %
Umbral	1.49	0.24	
Umbral	1.5	0.24	
Umbral	1.51	0.24	
Umbral	1.52	0.24	
Umbral	1.53	0.24	
Umbral	1.54	0.24	
Umbral	1.55	0.24	
Umbral	1.56	0.24	
Umbral	1.57	0.24	
Umbral	1.58	0.24	
Umbral	1.59	0.24	
Umbral	1.6	0.24	
Umbral	1.61	0.24	
Umbral	1.62	0.24	
Umbral	1.63	0.24	
Umbral	1.64	0.24	
Umbral	1.65	0.24	
Umbral	1.66	0.24	
Umbral	1.67	0.24	
Umbral	1.68	0.24	
Umbral	1.69	0.24	
Umbral	1.7	0.24	
Umbral	1.71	0.24	
Umbral	1.72	0.24	
Umbral	1.73	0.24	
Umbral	1.74	0.24	
Umbral	1.75	0.24	
Umbral	1.76	0.24	
Umbral	1.77	0.24	
Umbral	1.78	0.24	
Umbral	1.79	0.24	
Umbral	1.8	0.24	
Umbral	1.81	0.24	
Umbral	1.82	0.24	
Umbral	1.83	0.24	
Umbral	1.84	0.24	
Umbral	1.85	0.24	
Umbral	1.86	0.24	
Umbral	1.87	0.24	
Umbral	1.88	0.24	
Umbral	1.89	0.24	
Umbral	1.9	0.24	
Umbral	1.91	0.24	
Umbral	1.92	0.24	
Umbral	1.93	0.24	
Umbral	1.94	0.24	
Umbral	1.95	0.24	
Umbral	1.96	0.24	
Umbral	1.97	0.24	
Umbral	1.98	0.24	
Umbral	1.99	0.24	
Umbral	2	0.24	
Umbral	2.01	0.239	
Umbral	2.02	0.238	
Umbral	2.03	0.236	
Umbral	2.04	0.235	
Umbral	2.05	0.234	
Umbral	2.06	0.233	
Umbral	2.07	0.232	
Umbral	2.08	0.231	

Name	Period sec	Acceleration	Damping %
Umbral	2.09	0.23	
Umbral	2.1	0.229	
Umbral	2.11	0.227	
Umbral	2.12	0.226	
Umbral	2.13	0.225	
Umbral	2.14	0.224	
Umbral	2.15	0.223	
Umbral	2.16	0.222	
Umbral	2.17	0.221	
Umbral	2.18	0.22	
Umbral	2.19	0.219	
Umbral	2.2	0.218	
Umbral	2.21	0.217	
Umbral	2.22	0.216	
Umbral	2.23	0.215	
Umbral	2.24	0.214	
Umbral	2.25	0.213	
Umbral	2.26	0.212	
Umbral	2.27	0.211	
Umbral	2.28	0.211	
Umbral	2.29	0.21	
Umbral	2.3	0.209	
Umbral	2.31	0.208	
Umbral	2.32	0.207	
Umbral	2.33	0.206	
Umbral	2.34	0.205	
Umbral	2.35	0.204	
Umbral	2.36	0.203	
Umbral	2.37	0.203	
Umbral	2.38	0.202	
Umbral	2.39	0.201	
Umbral	2.4	0.2	
Umbral	2.41	0.199	
Umbral	2.42	0.198	
Umbral	2.43	0.198	
Umbral	2.44	0.197	
Umbral	2.45	0.196	
Umbral	2.46	0.195	
Umbral	2.47	0.194	
Umbral	2.48	0.194	
Umbral	2.49	0.193	
Umbral	2.5	0.192	
Umbral	2.51	0.191	
Umbral	2.52	0.19	
Umbral	2.53	0.19	
Umbral	2.54	0.189	
Umbral	2.55	0.188	
Umbral	2.56	0.188	
Umbral	2.57	0.187	
Umbral	2.58	0.186	
Umbral	2.59	0.185	
Umbral	2.6	0.185	
Umbral	2.61	0.184	
Umbral	2.62	0.183	
Umbral	2.63	0.183	
Umbral	2.64	0.182	
Umbral	2.65	0.181	
Umbral	2.66	0.18	
Umbral	2.67	0.18	
Umbral	2.68	0.179	

Name	Period sec	Acceleration	Damping %
Umbral	2.69	0.178	
Umbral	2.7	0.178	
Umbral	2.71	0.177	
Umbral	2.72	0.176	
Umbral	2.73	0.176	
Umbral	2.74	0.175	
Umbral	2.75	0.175	
Umbral	2.76	0.174	
Umbral	2.77	0.173	
Umbral	2.78	0.173	
Umbral	2.79	0.172	
Umbral	2.8	0.171	
Umbral	2.81	0.171	
Umbral	2.82	0.17	
Umbral	2.83	0.17	
Umbral	2.84	0.169	
Umbral	2.85	0.168	
Umbral	2.86	0.168	
Umbral	2.87	0.167	
Umbral	2.88	0.167	
Umbral	2.89	0.166	
Umbral	2.9	0.166	
Umbral	2.91	0.165	
Umbral	2.92	0.164	
Umbral	2.93	0.164	
Umbral	2.94	0.163	
Umbral	2.95	0.163	
Umbral	2.96	0.162	
Umbral	2.97	0.162	
Umbral	2.98	0.161	
Umbral	2.99	0.161	
Umbral	3	0.16	
Umbral	3.01	0.159	
Umbral	3.02	0.159	
Umbral	3.03	0.158	
Umbral	3.04	0.158	
Umbral	3.05	0.157	
Umbral	3.06	0.157	
Umbral	3.07	0.156	
Umbral	3.08	0.156	
Umbral	3.09	0.155	
Umbral	3.1	0.155	
Umbral	3.11	0.154	
Umbral	3.12	0.154	
Umbral	3.13	0.153	
Umbral	3.14	0.153	
Umbral	3.15	0.152	
Umbral	3.16	0.152	
Umbral	3.17	0.151	
Umbral	3.18	0.151	
Umbral	3.19	0.15	
Umbral	3.2	0.15	
Umbral	3.21	0.15	
Umbral	3.22	0.149	
Umbral	3.23	0.149	
Umbral	3.24	0.148	
Umbral	3.25	0.148	
Umbral	3.26	0.147	
Umbral	3.27	0.147	
Umbral	3.28	0.146	

Name	Period sec	Acceleration	Damping %
Umbral	3.29	0.146	
Umbral	3.3	0.145	
Umbral	3.31	0.145	
Umbral	3.32	0.145	
Umbral	3.33	0.144	
Umbral	3.34	0.144	
Umbral	3.35	0.143	
Umbral	3.36	0.143	
Umbral	3.37	0.142	
Umbral	3.38	0.142	
Umbral	3.39	0.142	
Umbral	3.4	0.141	
Umbral	3.41	0.141	
Umbral	3.42	0.14	
Umbral	3.43	0.14	
Umbral	3.44	0.14	
Umbral	3.45	0.139	
Umbral	3.46	0.139	
Umbral	3.47	0.138	
Umbral	3.48	0.138	
Umbral	3.49	0.138	
Umbral	3.5	0.137	
Umbral	3.51	0.137	
Umbral	3.52	0.136	
Umbral	3.53	0.136	
Umbral	3.54	0.136	
Umbral	3.55	0.135	
Umbral	3.56	0.135	
Umbral	3.57	0.134	
Umbral	3.58	0.134	
Umbral	3.59	0.134	
Umbral	3.6	0.133	
Umbral	3.61	0.133	
Umbral	3.62	0.133	
Umbral	3.63	0.132	
Umbral	3.64	0.132	
Umbral	3.65	0.132	
Umbral	3.66	0.131	
Umbral	3.67	0.131	
Umbral	3.68	0.13	
Umbral	3.69	0.13	
Umbral	3.7	0.13	
Umbral	3.71	0.129	
Umbral	3.72	0.129	
Umbral	3.73	0.129	
Umbral	3.74	0.128	
Umbral	3.75	0.128	
Umbral	3.76	0.128	
Umbral	3.77	0.127	
Umbral	3.78	0.127	
Umbral	3.79	0.127	
Umbral	3.8	0.126	
Umbral	3.81	0.126	
Umbral	3.82	0.126	
Umbral	3.83	0.125	
Umbral	3.84	0.125	
Umbral	3.85	0.125	
Umbral	3.86	0.124	
Umbral	3.87	0.124	
Umbral	3.88	0.124	

Name	Period sec	Acceleration	Damping %
Umbral	3.89	0.123	
Umbral	3.9	0.123	
Umbral	3.91	0.123	
Umbral	3.92	0.122	
Umbral	3.93	0.122	
Umbral	3.94	0.122	
Umbral	3.95	0.122	
Umbral	3.96	0.121	
Umbral	3.97	0.121	
Umbral	3.98	0.121	
Umbral	3.99	0.12	
Umbral	4	0.12	
Umbral	4.01	0.12	
Umbral	4.02	0.119	
Umbral	4.03	0.119	
Umbral	4.04	0.119	
Umbral	4.05	0.119	
Umbral	4.06	0.118	
Umbral	4.07	0.118	
Umbral	4.08	0.118	
Umbral	4.09	0.117	
Umbral	4.1	0.117	
Umbral	4.11	0.117	
Umbral	4.12	0.117	
Umbral	4.13	0.116	
Umbral	4.14	0.116	
Umbral	4.15	0.116	
Umbral	4.16	0.115	
Umbral	4.17	0.115	
Umbral	4.18	0.115	
Umbral	4.19	0.115	
Umbral	4.2	0.114	
Umbral	4.21	0.114	
Umbral	4.22	0.114	
Umbral	4.23	0.113	
Umbral	4.24	0.113	
Umbral	4.25	0.113	
Umbral	4.26	0.113	
Umbral	4.27	0.112	
Umbral	4.28	0.112	
Umbral	4.29	0.112	
Umbral	4.3	0.112	
Umbral	4.31	0.111	
Umbral	4.32	0.111	
Umbral	4.33	0.111	
Umbral	4.34	0.111	
Umbral	4.35	0.11	
Umbral	4.36	0.11	
Umbral	4.37	0.11	
Umbral	4.38	0.11	
Umbral	4.39	0.109	
Umbral	4.4	0.109	
Umbral	4.41	0.109	
Umbral	4.42	0.109	
Umbral	4.43	0.108	
Umbral	4.44	0.108	
Umbral	4.45	0.108	
Umbral	4.46	0.108	
Umbral	4.47	0.107	
Umbral	4.48	0.107	

Name	Period sec	Acceleration	Damping %
Umbral	4.49	0.107	
Umbral	4.5	0.107	
Umbral	4.51	0.106	
Umbral	4.52	0.106	
Umbral	4.53	0.106	
Umbral	4.54	0.106	
Umbral	4.55	0.105	
Umbral	4.56	0.105	
Umbral	4.57	0.105	
Umbral	4.58	0.105	
Umbral	4.59	0.105	
Umbral	4.6	0.104	
Umbral	4.61	0.104	
Umbral	4.62	0.104	
Umbral	4.63	0.104	
Umbral	4.64	0.103	
Umbral	4.65	0.103	
Umbral	4.66	0.103	
Umbral	4.67	0.103	
Umbral	4.68	0.103	
Umbral	4.69	0.102	
Umbral	4.7	0.102	
Umbral	4.71	0.102	
Umbral	4.72	0.102	
Umbral	4.73	0.101	
Umbral	4.74	0.101	
Umbral	4.75	0.101	
Umbral	4.76	0.101	
Umbral	4.77	0.101	
Umbral	4.78	0.1	
Umbral	4.79	0.1	
Umbral	4.8	0.1	
Umbral	4.81	0.1	
Umbral	4.82	0.1	
Umbral	4.83	0.099	
Umbral	4.84	0.099	
Umbral	4.85	0.099	
Umbral	4.86	0.099	
Umbral	4.87	0.099	
Umbral	4.88	0.098	
Umbral	4.89	0.098	
Umbral	4.9	0.098	
Umbral	4.91	0.098	
Umbral	4.92	0.098	
Umbral	4.93	0.097	
Umbral	4.94	0.097	
Umbral	4.95	0.097	
Umbral	4.96	0.097	
Umbral	4.97	0.097	
Umbral	4.98	0.096	
Umbral	4.99	0.096	
Umbral	5	0.096	
Umbral	5.01	0.096	
Umbral	5.02	0.096	
Umbral	5.03	0.095	
Umbral	5.04	0.095	
Umbral	5.05	0.095	
Umbral	5.06	0.095	
Umbral	5.07	0.095	
Umbral	5.08	0.094	

Name	Period sec	Acceleration	Damping %
Umbral	5.09	0.094	
Umbral	5.1	0.094	
Umbral	5.11	0.094	
Umbral	5.12	0.094	
Umbral	5.13	0.094	
Umbral	5.14	0.093	
Umbral	5.15	0.093	
Umbral	5.16	0.093	
Umbral	5.17	0.093	
Umbral	5.18	0.093	
Umbral	5.19	0.092	
Umbral	5.2	0.092	
Umbral	5.21	0.092	
Umbral	5.22	0.092	
Umbral	5.23	0.092	
Umbral	5.24	0.092	
Umbral	5.25	0.091	
Umbral	5.26	0.091	
Umbral	5.27	0.091	
Umbral	5.28	0.091	
Umbral	5.29	0.091	
Umbral	5.3	0.091	
Umbral	5.31	0.09	
Umbral	5.32	0.09	
Umbral	5.33	0.09	
Umbral	5.34	0.09	
Umbral	5.35	0.09	
Umbral	5.36	0.09	
Umbral	5.37	0.089	
Umbral	5.38	0.089	
Umbral	5.39	0.089	
Umbral	5.4	0.089	
Umbral	5.41	0.089	
Umbral	5.42	0.089	
Umbral	5.43	0.088	
Umbral	5.44	0.088	
Umbral	5.45	0.088	
Umbral	5.46	0.088	
Umbral	5.47	0.088	
Umbral	5.48	0.088	
Umbral	5.49	0.087	
Umbral	5.5	0.087	
Umbral	5.51	0.087	
Umbral	5.52	0.087	
Umbral	5.53	0.087	
Umbral	5.54	0.087	
Umbral	5.55	0.086	
Umbral	5.56	0.086	
Umbral	5.57	0.086	
Umbral	5.58	0.086	
Umbral	5.59	0.086	
Umbral	5.6	0.086	
Umbral	5.61	0.086	
Umbral	5.62	0.085	
Umbral	5.63	0.085	
Umbral	5.64	0.085	
Umbral	5.65	0.085	
Umbral	5.66	0.085	
Umbral	5.67	0.085	
Umbral	5.68	0.085	

Name	Period sec	Acceleration	Damping %
Umbral	5.69	0.084	
Umbral	5.7	0.084	
Umbral	5.71	0.084	
Umbral	5.72	0.084	
Umbral	5.73	0.084	
Umbral	5.74	0.084	
Umbral	5.75	0.083	
Umbral	5.76	0.083	
Umbral	5.77	0.083	
Umbral	5.78	0.083	
Umbral	5.79	0.083	
Umbral	5.8	0.083	
Umbral	5.81	0.083	
Umbral	5.82	0.082	
Umbral	5.83	0.082	
Umbral	5.84	0.082	
Umbral	5.85	0.082	
Umbral	5.86	0.082	
Umbral	5.87	0.082	
Umbral	5.88	0.082	
Umbral	5.89	0.081	
Umbral	5.9	0.081	
Umbral	5.91	0.081	
Umbral	5.92	0.081	
Umbral	5.93	0.081	
Umbral	5.94	0.081	
Umbral	5.95	0.081	
Umbral	5.96	0.081	
Umbral	5.97	0.08	
Umbral	5.98	0.08	
Umbral	5.99	0.08	
Umbral	6	0.08	
Umbral	6.01	0.08	
Umbral	6.02	0.08	
Umbral	6.03	0.08	
Umbral	6.04	0.079	
Umbral	6.05	0.079	
Umbral	6.06	0.079	
Umbral	6.07	0.079	
Umbral	6.08	0.079	
Umbral	6.09	0.079	
Umbral	6.1	0.079	
Umbral	6.11	0.079	
Umbral	6.12	0.078	
Umbral	6.13	0.078	
Umbral	6.14	0.078	
Umbral	6.15	0.078	
Umbral	6.16	0.078	
Umbral	6.17	0.078	
Umbral	6.18	0.078	
Umbral	6.19	0.078	
Umbral	6.2	0.077	
Umbral	6.21	0.077	
Umbral	6.22	0.077	
Umbral	6.23	0.077	
Umbral	6.24	0.077	
Umbral	6.25	0.077	
Umbral	6.26	0.077	
Umbral	6.27	0.077	
Umbral	6.28	0.076	

Name	Period sec	Acceleration	Damping %
Umbral	6.29	0.076	
Umbral	6.3	0.076	
Umbral	6.31	0.076	
Umbral	6.32	0.076	
Umbral	6.33	0.076	
Umbral	6.34	0.076	
Umbral	6.35	0.076	
Umbral	6.36	0.075	
Umbral	6.37	0.075	
Umbral	6.38	0.075	
Umbral	6.39	0.075	
Umbral	6.4	0.075	
Umbral	6.41	0.075	
Umbral	6.42	0.075	
Umbral	6.43	0.075	
Umbral	6.44	0.075	
Umbral	6.45	0.074	
Umbral	6.46	0.074	
Umbral	6.47	0.074	
Umbral	6.48	0.074	
Umbral	6.49	0.074	
Umbral	6.5	0.074	
Umbral	6.51	0.074	
Umbral	6.52	0.074	
Umbral	6.53	0.074	
Umbral	6.54	0.073	
Umbral	6.55	0.073	
Umbral	6.56	0.073	
Umbral	6.57	0.073	
Umbral	6.58	0.073	
Umbral	6.59	0.073	
Umbral	6.6	0.073	
Umbral	6.61	0.073	
Umbral	6.62	0.073	
Umbral	6.63	0.072	
Umbral	6.64	0.072	
Umbral	6.65	0.072	
Umbral	6.66	0.072	
Umbral	6.67	0.072	
Umbral	6.68	0.072	
Umbral	6.69	0.072	
Umbral	6.7	0.072	
Umbral	6.71	0.072	
Umbral	6.72	0.071	
Umbral	6.73	0.071	
Umbral	6.74	0.071	
Umbral	6.75	0.071	
Umbral	6.76	0.071	
Umbral	6.77	0.071	
Umbral	6.78	0.071	
Umbral	6.79	0.071	
Umbral	6.8	0.071	
Umbral	6.81	0.07	
Umbral	6.82	0.07	
Umbral	6.83	0.07	
Umbral	6.84	0.07	
Umbral	6.85	0.07	
Umbral	6.86	0.07	
Umbral	6.87	0.07	
Umbral	6.88	0.07	

Name	Period sec	Acceleration	Damping %
Umbral	6.89	0.07	
Umbral	6.9	0.07	
Umbral	6.91	0.069	
Umbral	6.92	0.069	
Umbral	6.93	0.069	
Umbral	6.94	0.069	
Umbral	6.95	0.069	
Umbral	6.96	0.069	
Umbral	6.97	0.069	
Umbral	6.98	0.069	
Umbral	6.99	0.069	
Umbral	7	0.069	
Umbral	7.01	0.068	
Umbral	7.02	0.068	
Umbral	7.03	0.068	
Umbral	7.04	0.068	
Umbral	7.05	0.068	
Umbral	7.06	0.068	
Umbral	7.07	0.068	
Umbral	7.08	0.068	
Umbral	7.09	0.068	
Umbral	7.1	0.068	
Umbral	7.11	0.068	
Umbral	7.12	0.067	
Umbral	7.13	0.067	
Umbral	7.14	0.067	
Umbral	7.15	0.067	
Umbral	7.16	0.067	
Umbral	7.17	0.067	
Umbral	7.18	0.067	
Umbral	7.19	0.067	
Umbral	7.2	0.067	
Umbral	7.21	0.067	
Umbral	7.22	0.066	
Umbral	7.23	0.066	
Umbral	7.24	0.066	
Umbral	7.25	0.066	
Umbral	7.26	0.066	
Umbral	7.27	0.066	
Umbral	7.28	0.066	
Umbral	7.29	0.066	
Umbral	7.3	0.066	
Umbral	7.31	0.066	
Umbral	7.32	0.066	
Umbral	7.33	0.065	
Umbral	7.34	0.065	
Umbral	7.35	0.065	
Umbral	7.36	0.065	
Umbral	7.37	0.065	
Umbral	7.38	0.065	
Umbral	7.39	0.065	
Umbral	7.4	0.065	
Umbral	7.41	0.065	
Umbral	7.42	0.065	
Umbral	7.43	0.065	
Umbral	7.44	0.065	
Umbral	7.45	0.064	
Umbral	7.46	0.064	
Umbral	7.47	0.064	
Umbral	7.48	0.064	

Name	Period sec	Acceleration	Damping %
Umbral	7.49	0.064	
Umbral	7.5	0.064	

4.4 Load Cases

Table 4.4 - Load Cases - Summary

Name	Type
D	Linear Static
L	Linear Static
LR	Linear Static
EX	Response Spectrum
EY	Response Spectrum
DISX	Response Spectrum
DISY	Response Spectrum
W	Linear Static
G	Linear Static
DERUX	Response Spectrum
DERUY	Response Spectrum

4.5 Load Combinations

Table 4.5 - Load Combinations

Name	Load Case/Combo	Scale Factor	Type	Auto
COMB1	D	1.4	Linear Add	No
COMB2	D	1.2	Linear Add	No
COMB2	L	1.6		No
COMB2	LR	0.5		No
COMB3	D	1.2	Linear Add	No
COMB3	L	1		No
COMB3	LR	1.6		No
COMB4	D	1.2	Linear Add	No
COMB4	L	1		No
COMB4	LR	0.5		No
COMB5	D	1.2	Linear Add	No
COMB5	L	1		No
COMB5	DISX	1		No
COMB5	DISY	0.3		No
COMB6	D	1.2	Linear Add	No
COMB6	L	1		No
COMB6	DISY	1		No
COMB6	DISX	0.3		No
COMB7	D	0.9	Linear Add	No
COMB7	DISY	1		No
COMB7	DISX	0.3		No
COMB8	D	0.9	Linear Add	No
COMB8	DISY	0.3		No
COMB8	DISX	1		No
ENVE	COMB1	1	Envelope	No
ENVE	COMB2	1		No
ENVE	COMB3	1		No
ENVE	COMB4	1		No
ENVE	COMB5	1		No
ENVE	COMB6	1		No
ENVE	COMB7	1		No
ENVE	COMB8	1		No
CIM01	D	1	Linear Add	No
CIM02	D	1	Linear Add	No
CIM02	L	1		No
CIM03	D	1	Linear Add	No

Name	Load Case/Combo	Scale Factor	Type	Auto
CIM03	LR	1		No
CIM04	D	1	Linear Add	No
CIM04	L	0.75		No
CIM04	LR	0.75		No
CIM05	D	1	Linear Add	No
CIM05	DISX	0.7		No
CIM05	DISY	0.21		No
CIM06	D	1	Linear Add	No
CIM06	DISX	0.21		No
CIM06	DISY	0.7		No
CIM07	D	1	Linear Add	No
CIM07	DISX	0.53		No
CIM07	DISY	0.16		No
CIM07	L	0.75		No
CIM07	LR	0.75		No
CIM08	D	1	Linear Add	No
CIM08	DISX	0.16		No
CIM08	DISY	0.53		No
CIM08	L	0.75		No
CIM08	LR	0.75		No
DER01	D	1.4	Linear Add	No
DER02	D	1.2	Linear Add	No
DER02	L	1.6		No
DER02	LR	0.5		No
DER03	D	1.2	Linear Add	No
DER03	L	1		No
DER03	LR	1.6		No
DER04	D	1.2	Linear Add	No
DER04	L	1		No
DER04	LR	0.5		No
DER05	D	1.2	Linear Add	No
DER05	L	1		No
DER05	EX	1		No
DER06	D	1.2	Linear Add	No
DER06	L	1		No
DER06	EY	1		No
DER07	D	0.9	Linear Add	No
DER07	EX	1		No
DER08	D	0.9	Linear Add	No
DER08	EY	1		No
DERUD01	D	1.4	Linear Add	No
DERUD02	D	1.2	Linear Add	No
DERUD02	L	1.6		No
DERUD02	LR	0.5		No
DERUD03	D	1.2	Linear Add	No
DERUD03	L	1		No
DERUD03	LR	1.6		No
DERUD04	D	1.2	Linear Add	No
DERUD04	L	1		No
DERUD04	LR	0.5		No
DERUD05	D	1.2	Linear Add	No
DERUD05	L	1		No
DERUD05	DERUX	1		No
DERUD06	D	1.2	Linear Add	No
DERUD06	L	1		No
DERUD06	DERUY	1		No
DERUD07	D	0.9	Linear Add	No
DERUD07	DERUX	1		No
DERUD08	D	0.9	Linear Add	No
DERUD08	DERUY	1		No

Name	Load Case/Combo	Scale Factor	Type	Auto
VIG01	D	1.2	Linear Add	No
VIG01	L	1		No
VIG01	DISX	2		No
VIG01	DISY	0.6		No
VIG02	D	1.2	Linear Add	No
VIG02	L	1		No
VIG02	DISX	0.6		No
VIG02	DISY	2		No
VIG03	D	0.9	Linear Add	No
VIG03	DISX	2		No
VIG03	DISY	0.6		No
VIG04	D	0.9	Linear Add	No
VIG04	DISX	0.6		No
VIG04	DISY	2		No
COL1	D	1.2	Linear Add	No
COL1	L	1		No
COL1	DISX	3		No
COL1	DISY	0.9		No
COL2	D	1.2	Linear Add	No
COL2	L	1		No
COL2	DISX	0.9		No
COL2	DISY	3		No
COL3	D	0.9	Linear Add	No
COL3	DISX	3		No
COL3	DISY	0.9		No
COL4	D	0.9	Linear Add	No
COL4	DISX	0.9		No
COL4	DISY	3		No
CIM09	D	0.6	Linear Add	No
CIM09	DISX	0.7		No
CIM09	DISY	0.21		No
CIM10	D	0.6	Linear Add	No
CIM10	DISX	0.21		No
CIM10	DISY	0.7		No
CIM11	D	1	Linear Add	No
CIM11	G	1		No
CIM12	D	1	Linear Add	No
CIM12	G	0.75		No
CIM12	L	0.75		No
CIM13	D	1	Linear Add	No
CIM13	G	0.75		No
CIM13	L	0.75		No
CIM13	DISX	0.53		No
CIM13	DISY	0.16		No
CIM14	D	1	Linear Add	No
CIM14	G	0.75		No
CIM14	L	0.75		No
CIM14	DISX	0.16		No
CIM14	DISY	0.53		No
CIM15	D	0.6	Linear Add	No
COMB9	D	1.2	Linear Add	No
COMB9	L	1.6		No
COMB9	G	0.5		No
DER09	D	1.2	Linear Add	No
DER09	L	1.6		No
DER09	G	0.5		No
DERUD09	D	1.2	Linear Add	No
DERUD09	L	1.6		No
DERUD09	G	0.5		No
DERUD10	D	1.2	Linear Add	No

Name	Load Case/Combo	Scale Factor	Type	Auto
DERUD10	L	1		No
DERUD10	G	1.6		No
DER10	D	1.2	Linear Add	No
DER10	L	1		No
DER10	G	1.6		No
COMB10	D	1.2	Linear Add	No
COMB10	L	1		No
COMB10	G	1.6		No
COMB11	D	1.2	Linear Add	No
COMB11	L	1		No
COMB11	G	0.5		No
DER11	D	1.2	Linear Add	No
DER11	L	1		No
DER11	G	0.5		No
DERUD11	D	1.2	Linear Add	No
DERUD11	L	1		No
DERUD11	G	0.5		No

5 Analysis Results

This chapter provides analysis results.

5.1 Structure Results

Table 5.1 - Base Reactions

Load Case/Combo	FX kN	FY kN	FZ kN	MX kN-m	MY kN-m	MZ kN-m	X m	Y m	Z m
D	0	0	337.694	1384.5454	-828.7955	0	0	0	0
L	0	0	80.36	329.476	-196.8807	0	0	0	0
LR	0	0	0	0	0	0	0	0	0
EX Max	324.0869	0	0	0	1055.6565	1328.7564	0	0	0
EY Max	0	324.0856	0	1055.8938	0	797.6879	0	0	0
DISX Max	108.029	0	0	0	351.8855	442.9188	0	0	0
DISY Max	0	108.0285	0	351.9646	0	265.896	0	0	0
W	0	0	0	0	0	0	0	0	0
G	0	0	40.18	164.738	-98.4403	0	0	0	0
DERUX Max	53.2992	0	0	0	173.6127	218.5266	0	0	0
DERUY Max	0	54.9523	0	179.0386	0	135.2753	0	0	0
COMB1	0	0	472.7716	1938.3636	-1160.3137	0	0	0	0
COMB2	0	0	533.8088	2188.6161	-1309.5637	0	0	0	0
COMB3	0	0	485.5928	1990.9305	-1191.4353	0	0	0	0
COMB4	0	0	485.5928	1990.9305	-1191.4353	0	0	0	0
COMB5 Max	108.029	32.4086	485.5928	2096.5199	-839.5497	522.6876	0	0	0
COMB5 Min	-108.029	-32.4086	485.5928	1885.3411	-1543.3208	-522.6876	0	0	0
COMB6 Max	32.4087	108.0285	485.5928	2342.8951	-1085.8696	398.7716	0	0	0
COMB6 Min	-32.4087	-108.0285	485.5928	1638.9659	-1297.0009	-398.7716	0	0	0
COMB7 Max	32.4087	108.0285	303.9246	1598.0555	-640.3503	398.7716	0	0	0
COMB7 Min	-32.4087	-108.0285	303.9246	894.1262	-851.4816	-398.7716	0	0	0
COMB8 Max	108.029	32.4086	303.9246	1351.6802	-394.0304	522.6876	0	0	0
COMB8 Min	-108.029	-32.4086	303.9246	1140.5015	-1097.8014	-522.6876	0	0	0
ENVE Max	108.029	108.0285	533.8088	2342.8951	-394.0304	522.6876	0	0	0
ENVE Min	-108.029	-108.0285	303.9246	894.1262	-1543.3208	-522.6876	0	0	0
CIM01	0	0	337.694	1384.5454	-828.7955	0	0	0	0
CIM02	0	0	418.054	1714.0214	-1025.6762	0	0	0	0
CIM03	0	0	337.694	1384.5454	-828.7955	0	0	0	0
CIM04	0	0	397.964	1631.6524	-976.456	0	0	0	0
CIM05 Max	75.6203	22.686	337.694	1458.458	-582.4756	365.8813	0	0	0
CIM05 Min	-75.6203	-22.686	337.694	1310.6328	-1075.1153	-365.8813	0	0	0
CIM06 Max	22.6861	75.62	337.694	1630.9206	-754.8995	279.1401	0	0	0
CIM06 Min	-22.6861	-75.62	337.694	1138.1702	-902.6914	-279.1401	0	0	0
CIM07 Max	57.2554	17.2846	397.964	1687.9667	-789.9567	277.2903	0	0	0
CIM07 Min	-57.2554	-17.2846	397.964	1575.3381	-1162.9553	-277.2903	0	0	0
CIM08 Max	17.2846	57.2551	397.964	1818.1936	-920.1543	211.7919	0	0	0
CIM08 Min	-17.2846	-57.2551	397.964	1445.1112	-1032.7577	-211.7919	0	0	0
DER01	0	0	472.7716	1938.3636	-1160.3137	0	0	0	0
DER02	0	0	533.8088	2188.6161	-1309.5637	0	0	0	0
DER03	0	0	485.5928	1990.9305	-1191.4353	0	0	0	0
DER04	0	0	485.5928	1990.9305	-1191.4353	0	0	0	0
DER05 Max	324.0869	0	485.5928	1990.9305	-135.7787	1328.7564	0	0	0
DER05 Min	-324.0869	0	485.5928	1990.9305	-2247.0918	-1328.7564	0	0	0
DER06 Max	0	324.0856	485.5928	3046.8243	-1191.4353	797.6879	0	0	0
DER06 Min	0	-324.0856	485.5928	935.0366	-1191.4353	-797.6879	0	0	0
DER07 Max	324.0869	0	303.9246	1246.0909	309.7406	1328.7564	0	0	0
DER07 Min	-324.0869	0	303.9246	1246.0909	-1801.5725	-1328.7564	0	0	0
DER08 Max	0	324.0856	303.9246	2301.9847	-745.9159	797.6879	0	0	0
DER08 Min	0	-324.0856	303.9246	190.197	-745.9159	-797.6879	0	0	0
DERUD01	0	0	472.7716	1938.3636	-1160.3137	0	0	0	0
DERUD02	0	0	533.8088	2188.6161	-1309.5637	0	0	0	0
DERUD03	0	0	485.5928	1990.9305	-1191.4353	0	0	0	0
DERUD04	0	0	485.5928	1990.9305	-1191.4353	0	0	0	0
DERUD05 Max	53.2992	0	485.5928	1990.9305	-1017.8226	218.5266	0	0	0

Load Case/Combo	FX kN	FY kN	FZ kN	MX kN-m	MY kN-m	MZ kN-m	X m	Y m	Z m
DERUD05 Min	-53.2992	0	485.5928	1990.9305	-1365.048	-218.5266	0	0	0
DERUD06 Max	0	54.9523	485.5928	2169.9691	-1191.4353	135.2753	0	0	0
DERUD06 Min	0	-54.9523	485.5928	1811.8919	-1191.4353	-135.2753	0	0	0
DERUD07 Max	53.2992	0	303.9246	1246.0909	-572.3032	218.5266	0	0	0
DERUD07 Min	-53.2992	0	303.9246	1246.0909	-919.5286	-218.5266	0	0	0
DERUD08 Max	0	54.9523	303.9246	1425.1294	-745.9159	135.2753	0	0	0
DERUD08 Min	0	-54.9523	303.9246	1067.0523	-745.9159	-135.2753	0	0	0
VIG01 Max	216.058	64.8171	485.5928	2202.1092	-487.6642	1045.3752	0	0	0
VIG01 Min	-216.058	-64.8171	485.5928	1779.7517	-1895.2063	-1045.3752	0	0	0
VIG02 Max	64.8174	216.0571	485.5928	2694.8597	-980.304	797.5432	0	0	0
VIG02 Min	-64.8174	-216.0571	485.5928	1287.0012	-1402.5666	-797.5432	0	0	0
VIG03 Max	216.058	64.8171	303.9246	1457.2696	-42.1449	1045.3752	0	0	0
VIG03 Min	-216.058	-64.8171	303.9246	1034.9121	-1449.687	-1045.3752	0	0	0
VIG04 Max	64.8174	216.0571	303.9246	1950.0201	-534.7846	797.5432	0	0	0
VIG04 Min	-64.8174	-216.0571	303.9246	542.1616	-957.0472	-797.5432	0	0	0
COL1 Max	324.0869	97.2257	485.5928	2307.6986	-135.7787	1568.0628	0	0	0
COL1 Min	-324.0869	-97.2257	485.5928	1674.1623	-2247.0918	-1568.0628	0	0	0
COL2 Max	97.2261	324.0856	485.5928	3046.8243	-874.7383	1196.3149	0	0	0
COL2 Min	-97.2261	-324.0856	485.5928	935.0366	-1508.1322	-1196.3149	0	0	0
COL3 Max	324.0869	97.2257	303.9246	1562.859	309.7406	1568.0628	0	0	0
COL3 Min	-324.0869	-97.2257	303.9246	929.3227	-1801.5725	-1568.0628	0	0	0
COL4 Max	97.2261	324.0856	303.9246	2301.9847	-429.219	1196.3149	0	0	0
COL4 Min	-97.2261	-324.0856	303.9246	190.197	-1062.6129	-1196.3149	0	0	0
CIM09 Max	75.6203	22.686	202.6164	904.6398	-250.9574	365.8813	0	0	0
CIM09 Min	-75.6203	-22.686	202.6164	756.8147	-743.5971	-365.8813	0	0	0
CIM10 Max	22.6861	75.62	202.6164	1077.1025	-423.3813	279.1401	0	0	0
CIM10 Min	-22.6861	-75.62	202.6164	584.352	-571.1732	-279.1401	0	0	0
CIM11	0	0	377.874	1549.2834	-927.2358	0	0	0	0
CIM12	0	0	428.099	1755.2059	-1050.2862	0	0	0	0
CIM13 Max	57.2554	17.2846	428.099	1811.5202	-863.7869	277.2903	0	0	0
CIM13 Min	-57.2554	-17.2846	428.099	1698.8916	-1236.7856	-277.2903	0	0	0
CIM14 Max	17.2846	57.2551	428.099	1941.7471	-993.9846	211.7919	0	0	0
CIM14 Min	-17.2846	-57.2551	428.099	1568.6647	-1106.5879	-211.7919	0	0	0
CIM15	0	0	202.6164	830.7272	-497.2773	0	0	0	0
COMB9	0	0	553.8988	2270.9851	-1358.7838	0	0	0	0
DER09	0	0	553.8988	2270.9851	-1358.7838	0	0	0	0
DERUD09	0	0	553.8988	2270.9851	-1358.7838	0	0	0	0
DERUD10	0	0	549.8808	2254.5113	-1348.9398	0	0	0	0
DER10	0	0	549.8808	2254.5113	-1348.9398	0	0	0	0
COMB10	0	0	549.8808	2254.5113	-1348.9398	0	0	0	0
COMB11	0	0	505.6828	2073.2995	-1240.6554	0	0	0	0
DER11	0	0	505.6828	2073.2995	-1240.6554	0	0	0	0
DERUD11	0	0	505.6828	2073.2995	-1240.6554	0	0	0	0

Table 5.2 - Centers of Mass and Rigidity

Story	Diaphragm	Mass X kg	Mass Y kg	XCM m	YCM m	Cumulative X kg	Cumulative Y kg	XCCM m	YCCM m	XCR m	YCR m
N1	D1	34394.99	34394.99	2.4543	4.1	34394.99	34394.99	2.4543	4.1	2.4511	4.1

Table 5.3 - Diaphragm Center of Mass Displacements

Story	Diaphragm	Load Case/Combo	UX mm	UY mm	RZ rad	Point	X m	Y m	Z m
N1	D1	D	-0.01201	0	0	1	2.4543	4.1	3.25
N1	D1	L	-0.004209	0	0	1	2.4543	4.1	3.25
N1	D1	LR	0	0	0	1	2.4543	4.1	3.25
N1	D1	EX Max	7.6	0	0	1	2.4543	4.1	3.25
N1	D1	EY Max	0	8.4	5E-06	1	2.4543	4.1	3.25
N1	D1	DISX Max	2.5	0	0	1	2.4543	4.1	3.25
N1	D1	DISY Max	0	2.8	2E-06	1	2.4543	4.1	3.25

Story	Diaphragm	Load Case/Combo	UX mm	UY mm	RZ rad	Point	X m	Y m	Z m
N1	D1	W	0	0	0	1	2.4543	4.1	3.25
N1	D1	G	-0.002104	0	0	1	2.4543	4.1	3.25
N1	D1	DERUX Max	1.2	0	0	1	2.4543	4.1	3.25
N1	D1	DERUY Max	0	1.4	1E-06	1	2.4543	4.1	3.25
N1	D1	COMB1	-0.01681	0	0	1	2.4543	4.1	3.25
N1	D1	COMB2	-0.02114	0	0	1	2.4543	4.1	3.25
N1	D1	COMB3	-0.01862	0	0	1	2.4543	4.1	3.25
N1	D1	COMB4	-0.01862	0	0	1	2.4543	4.1	3.25
N1	D1	COMB5 Max	2.5	0.8	4.794E-07	1	2.4543	4.1	3.25
N1	D1	COMB5 Min	-2.5	-0.8	-4.794E-07	1	2.4543	4.1	3.25
N1	D1	COMB6 Max	0.7	2.8	2E-06	1	2.4543	4.1	3.25
N1	D1	COMB6 Min	-0.8	-2.8	-2E-06	1	2.4543	4.1	3.25
N1	D1	COMB7 Max	0.7	2.8	2E-06	1	2.4543	4.1	3.25
N1	D1	COMB7 Min	-0.8	-2.8	-2E-06	1	2.4543	4.1	3.25
N1	D1	COMB8 Max	2.5	0.8	4.794E-07	1	2.4543	4.1	3.25
N1	D1	COMB8 Min	-2.5	-0.8	-4.794E-07	1	2.4543	4.1	3.25
N1	D1	ENVE Max	2.5	2.8	2E-06	1	2.4543	4.1	3.25
N1	D1	ENVE Min	-2.5	-2.8	-2E-06	1	2.4543	4.1	3.25
N1	D1	CIM01	-0.01201	0	0	1	2.4543	4.1	3.25
N1	D1	CIM02	-0.01621	0	0	1	2.4543	4.1	3.25
N1	D1	CIM03	-0.01201	0	0	1	2.4543	4.1	3.25
N1	D1	CIM04	-0.01516	0	0	1	2.4543	4.1	3.25
N1	D1	CIM05 Max	1.8	0.6	3.356E-07	1	2.4543	4.1	3.25
N1	D1	CIM05 Min	-1.8	-0.6	-3.356E-07	1	2.4543	4.1	3.25
N1	D1	CIM06 Max	0.5	1.9	1E-06	1	2.4543	4.1	3.25
N1	D1	CIM06 Min	-0.5	-1.9	-1E-06	1	2.4543	4.1	3.25
N1	D1	CIM07 Max	1.3	0.4	2.557E-07	1	2.4543	4.1	3.25
N1	D1	CIM07 Min	-1.4	-0.4	-2.557E-07	1	2.4543	4.1	3.25
N1	D1	CIM08 Max	0.4	1.5	1E-06	1	2.4543	4.1	3.25
N1	D1	CIM08 Min	-0.4	-1.5	-1E-06	1	2.4543	4.1	3.25
N1	D1	DER01	-0.01681	0	0	1	2.4543	4.1	3.25
N1	D1	DER02	-0.02114	0	0	1	2.4543	4.1	3.25
N1	D1	DER03	-0.01862	0	0	1	2.4543	4.1	3.25
N1	D1	DER04	-0.01862	0	0	1	2.4543	4.1	3.25
N1	D1	DER05 Max	7.6	0	0	1	2.4543	4.1	3.25
N1	D1	DER05 Min	-7.6	0	0	1	2.4543	4.1	3.25
N1	D1	DER06 Max	-0.01862	8.4	5E-06	1	2.4543	4.1	3.25
N1	D1	DER06 Min	-0.01862	-8.4	-5E-06	1	2.4543	4.1	3.25
N1	D1	DER07 Max	7.6	0	0	1	2.4543	4.1	3.25
N1	D1	DER07 Min	-7.6	0	0	1	2.4543	4.1	3.25
N1	D1	DER08 Max	-0.0108	8.4	5E-06	1	2.4543	4.1	3.25
N1	D1	DER08 Min	-0.0108	-8.4	-5E-06	1	2.4543	4.1	3.25
N1	D1	DERUD01	-0.01681	0	0	1	2.4543	4.1	3.25
N1	D1	DERUD02	-0.02114	0	0	1	2.4543	4.1	3.25
N1	D1	DERUD03	-0.01862	0	0	1	2.4543	4.1	3.25
N1	D1	DERUD04	-0.01862	0	0	1	2.4543	4.1	3.25
N1	D1	DERUD05 Max	1.2	0	0	1	2.4543	4.1	3.25
N1	D1	DERUD05 Min	-1.3	0	0	1	2.4543	4.1	3.25
N1	D1	DERUD06 Max	-0.01862	1.4	1E-06	1	2.4543	4.1	3.25
N1	D1	DERUD06 Min	-0.01862	-1.4	-1E-06	1	2.4543	4.1	3.25
N1	D1	DERUD07 Max	1.2	0	0	1	2.4543	4.1	3.25
N1	D1	DERUD07 Min	-1.3	0	0	1	2.4543	4.1	3.25
N1	D1	DERUD08 Max	-0.0108	1.4	1E-06	1	2.4543	4.1	3.25
N1	D1	DERUD08 Min	-0.0108	-1.4	-1E-06	1	2.4543	4.1	3.25
N1	D1	VIG01 Max	5	1.7	1E-06	1	2.4543	4.1	3.25
N1	D1	VIG01 Min	-5.1	-1.7	-1E-06	1	2.4543	4.1	3.25
N1	D1	VIG02 Max	1.5	5.6	3E-06	1	2.4543	4.1	3.25
N1	D1	VIG02 Min	-1.5	-5.6	-3E-06	1	2.4543	4.1	3.25
N1	D1	VIG03 Max	5	1.7	1E-06	1	2.4543	4.1	3.25
N1	D1	VIG03 Min	-5.1	-1.7	-1E-06	1	2.4543	4.1	3.25

Story	Diaphragm	Load Case/Combo	UX mm	UY mm	RZ rad	Point	X m	Y m	Z m
N1	D1	VIG04 Max	1.5	5.6	3E-06	1	2.4543	4.1	3.25
N1	D1	VIG04 Min	-1.5	-5.6	-3E-06	1	2.4543	4.1	3.25
N1	D1	COL1 Max	7.6	2.5	1E-06	1	2.4543	4.1	3.25
N1	D1	COL1 Min	-7.6	-2.5	-1E-06	1	2.4543	4.1	3.25
N1	D1	COL2 Max	2.3	8.4	5E-06	1	2.4543	4.1	3.25
N1	D1	COL2 Min	-2.3	-8.4	-5E-06	1	2.4543	4.1	3.25
N1	D1	COL3 Max	7.6	2.5	1E-06	1	2.4543	4.1	3.25
N1	D1	COL3 Min	-7.6	-2.5	-1E-06	1	2.4543	4.1	3.25
N1	D1	COL4 Max	2.3	8.4	5E-06	1	2.4543	4.1	3.25
N1	D1	COL4 Min	-2.3	-8.4	-5E-06	1	2.4543	4.1	3.25
N1	D1	CIM09 Max	1.8	0.6	3.356E-07	1	2.4543	4.1	3.25
N1	D1	CIM09 Min	-1.8	-0.6	-3.356E-07	1	2.4543	4.1	3.25
N1	D1	CIM10 Max	0.5	1.9	1E-06	1	2.4543	4.1	3.25
N1	D1	CIM10 Min	-0.5	-1.9	-1E-06	1	2.4543	4.1	3.25
N1	D1	CIM11	-0.01411	0	0	1	2.4543	4.1	3.25
N1	D1	CIM12	-0.01674	0	0	1	2.4543	4.1	3.25
N1	D1	CIM13 Max	1.3	0.4	2.557E-07	1	2.4543	4.1	3.25
N1	D1	CIM13 Min	-1.4	-0.4	-2.557E-07	1	2.4543	4.1	3.25
N1	D1	CIM14 Max	0.4	1.5	1E-06	1	2.4543	4.1	3.25
N1	D1	CIM14 Min	-0.4	-1.5	-1E-06	1	2.4543	4.1	3.25
N1	D1	CIM15	-0.007203	0	0	1	2.4543	4.1	3.25
N1	D1	COMB9	-0.02219	0	0	1	2.4543	4.1	3.25
N1	D1	DER09	-0.02219	0	0	1	2.4543	4.1	3.25
N1	D1	DERUD09	-0.02219	0	0	1	2.4543	4.1	3.25
N1	D1	DERUD10	-0.02198	0	0	1	2.4543	4.1	3.25
N1	D1	DER10	-0.02198	0	0	1	2.4543	4.1	3.25
N1	D1	COMB10	-0.02198	0	0	1	2.4543	4.1	3.25
N1	D1	COMB11	-0.01967	0	0	1	2.4543	4.1	3.25
N1	D1	DER11	-0.01967	0	0	1	2.4543	4.1	3.25
N1	D1	DERUD11	-0.01967	0	0	1	2.4543	4.1	3.25

5.2 Story Results

Table 5.4 - Story Max/Avg Displacements

Story	Load Case/Combo	Direction	Maximum mm	Average mm	Ratio
N1	D	X	0.01201	0.01201	1
N1	L	X	0.004209	0.004209	1
N1	EX Max	X	7.6	7.6	1
N1	EY Max	Y	8.4	8.4	1.001
N1	DISX Max	X	2.5	2.5	1
N1	DISY Max	Y	2.8	2.8	1.001
N1	G	X	0.002104	0.002104	1
N1	DERUX Max	X	1.2	1.2	1
N1	DERUY Max	Y	1.4	1.4	1.001
N1	COMB1	X	0.01681	0.01681	1
N1	COMB2	X	0.02114	0.02114	1
N1	COMB3	X	0.01862	0.01862	1
N1	COMB4	X	0.01862	0.01862	1
N1	COMB5 Max	X	2.5	2.5	1
N1	COMB5 Max	Y	0.8	0.8	1.001
N1	COMB5 Min	X	2.5	2.5	1
N1	COMB5 Min	Y	0.8	0.8	1.001
N1	COMB6 Max	X	0.7	0.7	1
N1	COMB6 Max	Y	2.8	2.8	1.001
N1	COMB6 Min	X	0.8	0.8	1
N1	COMB6 Min	Y	2.8	2.8	1.001
N1	COMB7 Max	X	0.8	0.8	1
N1	COMB7 Max	Y	2.8	2.8	1.001
N1	COMB7 Min	X	0.8	0.8	1
N1	COMB7 Min	Y	2.8	2.8	1.001

Story	Load Case/Combo	Direction	Maximum mm	Average mm	Ratio
N1	COMB8 Max	X	2.5	2.5	1
N1	COMB8 Max	Y	0.8	0.8	1.001
N1	COMB8 Min	X	2.5	2.5	1
N1	COMB8 Min	Y	0.8	0.8	1.001
N1	ENVE Max	X	2.5	2.5	1
N1	ENVE Max	Y	2.8	2.8	1.001
N1	ENVE Min	X	2.5	2.5	1
N1	ENVE Min	Y	2.8	2.8	1.001
N1	CIM01	X	0.01201	0.01201	1
N1	CIM02	X	0.01621	0.01621	1
N1	CIM03	X	0.01201	0.01201	1
N1	CIM04	X	0.01516	0.01516	1
N1	CIM05 Max	X	1.8	1.8	1
N1	CIM05 Max	Y	0.6	0.6	1.001
N1	CIM05 Min	X	1.8	1.8	1
N1	CIM05 Min	Y	0.6	0.6	1.001
N1	CIM06 Max	X	0.5	0.5	1
N1	CIM06 Max	Y	2	1.9	1.001
N1	CIM06 Min	X	0.5	0.5	1
N1	CIM06 Min	Y	2	1.9	1.001
N1	CIM07 Max	X	1.3	1.3	1
N1	CIM07 Max	Y	0.4	0.4	1.001
N1	CIM07 Min	X	1.4	1.4	1
N1	CIM07 Min	Y	0.4	0.4	1.001
N1	CIM08 Max	X	0.4	0.4	1
N1	CIM08 Max	Y	1.5	1.5	1.001
N1	CIM08 Min	X	0.4	0.4	1
N1	CIM08 Min	Y	1.5	1.5	1.001
N1	DER01	X	0.01681	0.01681	1
N1	DER02	X	0.02114	0.02114	1
N1	DER03	X	0.01862	0.01862	1
N1	DER04	X	0.01862	0.01862	1
N1	DER05 Max	X	7.6	7.6	1
N1	DER05 Min	X	7.6	7.6	1
N1	DER06 Max	Y	8.4	8.4	1.001
N1	DER06 Min	Y	8.4	8.4	1.001
N1	DER07 Max	X	7.6	7.6	1
N1	DER07 Min	X	7.6	7.6	1
N1	DER08 Max	Y	8.4	8.4	1.001
N1	DER08 Min	Y	8.4	8.4	1.001
N1	DERUD01	X	0.01681	0.01681	1
N1	DERUD02	X	0.02114	0.02114	1
N1	DERUD03	X	0.01862	0.01862	1
N1	DERUD04	X	0.01862	0.01862	1
N1	DERUD05 Max	X	1.2	1.2	1
N1	DERUD05 Min	X	1.3	1.3	1
N1	DERUD06 Max	Y	1.4	1.4	1.001
N1	DERUD06 Min	Y	1.4	1.4	1.001
N1	DERUD07 Max	X	1.2	1.2	1
N1	DERUD07 Min	X	1.3	1.3	1
N1	DERUD08 Max	Y	1.4	1.4	1.001
N1	DERUD08 Min	Y	1.4	1.4	1.001
N1	VIG01 Max	X	5	5	1
N1	VIG01 Max	Y	1.7	1.7	1.001
N1	VIG01 Min	X	5.1	5.1	1
N1	VIG01 Min	Y	1.7	1.7	1.001
N1	VIG02 Max	X	1.5	1.5	1
N1	VIG02 Max	Y	5.6	5.6	1.001
N1	VIG02 Min	X	1.5	1.5	1
N1	VIG02 Min	Y	5.6	5.6	1.001

Story	Load Case/Combo	Direction	Maximum mm	Average mm	Ratio
N1	VIG03 Max	X	5	5	1
N1	VIG03 Max	Y	1.7	1.7	1.001
N1	VIG03 Min	X	5.1	5.1	1
N1	VIG03 Min	Y	1.7	1.7	1.001
N1	VIG04 Max	X	1.5	1.5	1
N1	VIG04 Max	Y	5.6	5.6	1.001
N1	VIG04 Min	X	1.5	1.5	1
N1	VIG04 Min	Y	5.6	5.6	1.001
N1	COL1 Max	X	7.6	7.6	1
N1	COL1 Max	Y	2.5	2.5	1.001
N1	COL1 Min	X	7.6	7.6	1
N1	COL1 Min	Y	2.5	2.5	1.001
N1	COL2 Max	X	2.3	2.3	1
N1	COL2 Max	Y	8.4	8.4	1.001
N1	COL2 Min	X	2.3	2.3	1
N1	COL2 Min	Y	8.4	8.4	1.001
N1	COL3 Max	X	7.6	7.6	1
N1	COL3 Max	Y	2.5	2.5	1.001
N1	COL3 Min	X	7.6	7.6	1
N1	COL3 Min	Y	2.5	2.5	1.001
N1	COL4 Max	X	2.3	2.3	1
N1	COL4 Max	Y	8.4	8.4	1.001
N1	COL4 Min	X	2.3	2.3	1
N1	COL4 Min	Y	8.4	8.4	1.001
N1	CIM09 Max	X	1.8	1.8	1
N1	CIM09 Max	Y	0.6	0.6	1.001
N1	CIM09 Min	X	1.8	1.8	1
N1	CIM09 Min	Y	0.6	0.6	1.001
N1	CIM10 Max	X	0.5	0.5	1
N1	CIM10 Max	Y	2	1.9	1.001
N1	CIM10 Min	X	0.5	0.5	1
N1	CIM10 Min	Y	2	1.9	1.001
N1	CIM11	X	0.01411	0.01411	1
N1	CIM12	X	0.01674	0.01674	1
N1	CIM13 Max	X	1.3	1.3	1
N1	CIM13 Max	Y	0.4	0.4	1.001
N1	CIM13 Min	X	1.4	1.4	1
N1	CIM13 Min	Y	0.4	0.4	1.001
N1	CIM14 Max	X	0.4	0.4	1
N1	CIM14 Max	Y	1.5	1.5	1.001
N1	CIM14 Min	X	0.4	0.4	1
N1	CIM14 Min	Y	1.5	1.5	1.001
N1	CIM15	X	0.007203	0.007203	1
N1	COMB9	X	0.02219	0.02219	1
N1	DER09	X	0.02219	0.02219	1
N1	DERUD09	X	0.02219	0.02219	1
N1	DERUD10	X	0.02198	0.02198	1
N1	DER10	X	0.02198	0.02198	1
N1	COMB10	X	0.02198	0.02198	1
N1	COMB11	X	0.01967	0.01967	1
N1	DER11	X	0.01967	0.01967	1
N1	DERUD11	X	0.01967	0.01967	1

Table 5.5 - Story Drifts

Story	Load Case/Combo	Direction	Drift	Label	X m	Y m	Z m
N1	D	X	4E-06	3	4.9	0	3.25
N1	L	X	1E-06	4	4.9	8.2	3.25
N1	EX Max	X	0.002332	4	4.9	8.2	3.25
N1	EY Max	Y	0.002572	4	4.9	8.2	3.25

Story	Load Case/Combo	Direction	Drift	Label	X m	Y m	Z m
N1	DISX Max	X	0.000777	4	4.9	8.2	3.25
N1	DISY Max	Y	0.000857	4	4.9	8.2	3.25
N1	G	X	1E-06	4	4.9	8.2	3.25
N1	DERUX Max	X	0.000384	4	4.9	8.2	3.25
N1	DERUY Max	Y	0.000436	4	4.9	8.2	3.25
N1	COMB1	X	5E-06	3	4.9	0	3.25
N1	COMB2	X	7E-06	3	4.9	0	3.25
N1	COMB3	X	6E-06	3	4.9	0	3.25
N1	COMB4	X	6E-06	3	4.9	0	3.25
N1	COMB5 Max	X	0.000772	4	4.9	8.2	3.25
N1	COMB5 Max	Y	0.000257	4	4.9	8.2	3.25
N1	COMB5 Min	X	0.000784	4	4.9	8.2	3.25
N1	COMB5 Min	Y	0.000257	4	4.9	8.2	3.25
N1	COMB6 Max	X	0.00023	3	4.9	0	3.25
N1	COMB6 Max	Y	0.000857	4	4.9	8.2	3.25
N1	COMB6 Min	X	0.000241	3	4.9	0	3.25
N1	COMB6 Min	Y	0.000857	4	4.9	8.2	3.25
N1	COMB7 Max	X	0.000232	3	4.9	0	3.25
N1	COMB7 Max	Y	0.000857	4	4.9	8.2	3.25
N1	COMB7 Min	X	0.000239	3	4.9	0	3.25
N1	COMB7 Min	Y	0.000857	4	4.9	8.2	3.25
N1	COMB8 Max	X	0.000775	4	4.9	8.2	3.25
N1	COMB8 Max	Y	0.000257	4	4.9	8.2	3.25
N1	COMB8 Min	X	0.000781	4	4.9	8.2	3.25
N1	COMB8 Min	Y	0.000257	4	4.9	8.2	3.25
N1	ENVE Max	X	0.000775	4	4.9	8.2	3.25
N1	ENVE Max	Y	0.000857	4	4.9	8.2	3.25
N1	ENVE Min	X	0.000784	4	4.9	8.2	3.25
N1	ENVE Min	Y	0.000857	4	4.9	8.2	3.25
N1	CIM01	X	4E-06	3	4.9	0	3.25
N1	CIM02	X	5E-06	3	4.9	0	3.25
N1	CIM03	X	4E-06	3	4.9	0	3.25
N1	CIM04	X	5E-06	3	4.9	0	3.25
N1	CIM05 Max	X	0.000541	4	4.9	8.2	3.25
N1	CIM05 Max	Y	0.00018	4	4.9	8.2	3.25
N1	CIM05 Min	X	0.000548	4	4.9	8.2	3.25
N1	CIM05 Min	Y	0.00018	4	4.9	8.2	3.25
N1	CIM06 Max	X	0.000161	3	4.9	0	3.25
N1	CIM06 Max	Y	0.0006	4	4.9	8.2	3.25
N1	CIM06 Min	X	0.000168	3	4.9	0	3.25
N1	CIM06 Min	Y	0.0006	4	4.9	8.2	3.25
N1	CIM07 Max	X	0.000408	4	4.9	8.2	3.25
N1	CIM07 Max	Y	0.000137	4	4.9	8.2	3.25
N1	CIM07 Min	X	0.000417	4	4.9	8.2	3.25
N1	CIM07 Min	Y	0.000137	4	4.9	8.2	3.25
N1	CIM08 Max	X	0.000121	3	4.9	0	3.25
N1	CIM08 Max	Y	0.000454	4	4.9	8.2	3.25
N1	CIM08 Min	X	0.00013	3	4.9	0	3.25
N1	CIM08 Min	Y	0.000454	4	4.9	8.2	3.25
N1	DER01	X	5E-06	3	4.9	0	3.25
N1	DER02	X	7E-06	3	4.9	0	3.25
N1	DER03	X	6E-06	3	4.9	0	3.25
N1	DER04	X	6E-06	3	4.9	0	3.25
N1	DER05 Max	X	0.002327	4	4.9	8.2	3.25
N1	DER05 Min	X	0.002338	4	4.9	8.2	3.25
N1	DER06 Max	Y	0.002572	4	4.9	8.2	3.25
N1	DER06 Min	Y	0.002572	4	4.9	8.2	3.25
N1	DER07 Max	X	0.002329	4	4.9	8.2	3.25
N1	DER07 Min	X	0.002336	4	4.9	8.2	3.25
N1	DER08 Max	Y	0.002572	4	4.9	8.2	3.25

Story	Load Case/Combo	Direction	Drift	Label	X m	Y m	Z m
N1	DER08 Min	Y	0.002572	4	4.9	8.2	3.25
N1	DERUD01	X	5E-06	3	4.9	0	3.25
N1	DERUD02	X	7E-06	3	4.9	0	3.25
N1	DERUD03	X	6E-06	3	4.9	0	3.25
N1	DERUD04	X	6E-06	3	4.9	0	3.25
N1	DERUD05 Max	X	0.000378	4	4.9	8.2	3.25
N1	DERUD05 Min	X	0.000389	4	4.9	8.2	3.25
N1	DERUD06 Max	Y	0.000436	4	4.9	8.2	3.25
N1	DERUD06 Min	Y	0.000436	4	4.9	8.2	3.25
N1	DERUD07 Max	X	0.00038	4	4.9	8.2	3.25
N1	DERUD07 Min	X	0.000387	4	4.9	8.2	3.25
N1	DERUD08 Max	Y	0.000436	4	4.9	8.2	3.25
N1	DERUD08 Min	Y	0.000436	4	4.9	8.2	3.25
N1	VIG01 Max	X	0.00155	4	4.9	8.2	3.25
N1	VIG01 Max	Y	0.000514	4	4.9	8.2	3.25
N1	VIG01 Min	X	0.001562	4	4.9	8.2	3.25
N1	VIG01 Min	Y	0.000514	4	4.9	8.2	3.25
N1	VIG02 Max	X	0.000465	3	4.9	0	3.25
N1	VIG02 Max	Y	0.001715	4	4.9	8.2	3.25
N1	VIG02 Min	X	0.000476	3	4.9	0	3.25
N1	VIG02 Min	Y	0.001715	4	4.9	8.2	3.25
N1	VIG03 Max	X	0.001553	4	4.9	8.2	3.25
N1	VIG03 Max	Y	0.000514	4	4.9	8.2	3.25
N1	VIG03 Min	X	0.001559	4	4.9	8.2	3.25
N1	VIG03 Min	Y	0.000514	4	4.9	8.2	3.25
N1	VIG04 Max	X	0.000467	3	4.9	0	3.25
N1	VIG04 Max	Y	0.001715	4	4.9	8.2	3.25
N1	VIG04 Min	X	0.000474	3	4.9	0	3.25
N1	VIG04 Min	Y	0.001715	4	4.9	8.2	3.25
N1	COL1 Max	X	0.002328	4	4.9	8.2	3.25
N1	COL1 Max	Y	0.000772	4	4.9	8.2	3.25
N1	COL1 Min	X	0.00234	4	4.9	8.2	3.25
N1	COL1 Min	Y	0.000772	4	4.9	8.2	3.25
N1	COL2 Max	X	0.0007	3	4.9	0	3.25
N1	COL2 Max	Y	0.002572	4	4.9	8.2	3.25
N1	COL2 Min	X	0.000711	3	4.9	0	3.25
N1	COL2 Min	Y	0.002572	4	4.9	8.2	3.25
N1	COL3 Max	X	0.002331	4	4.9	8.2	3.25
N1	COL3 Max	Y	0.000772	4	4.9	8.2	3.25
N1	COL3 Min	X	0.002337	4	4.9	8.2	3.25
N1	COL3 Min	Y	0.000772	4	4.9	8.2	3.25
N1	COL4 Max	X	0.000702	3	4.9	0	3.25
N1	COL4 Max	Y	0.002572	4	4.9	8.2	3.25
N1	COL4 Min	X	0.000709	3	4.9	0	3.25
N1	COL4 Min	Y	0.002572	4	4.9	8.2	3.25
N1	CIM09 Max	X	0.000542	4	4.9	8.2	3.25
N1	CIM09 Max	Y	0.00018	4	4.9	8.2	3.25
N1	CIM09 Min	X	0.000547	4	4.9	8.2	3.25
N1	CIM09 Min	Y	0.00018	4	4.9	8.2	3.25
N1	CIM10 Max	X	0.000162	3	4.9	0	3.25
N1	CIM10 Max	Y	0.0006	4	4.9	8.2	3.25
N1	CIM10 Min	X	0.000167	3	4.9	0	3.25
N1	CIM10 Min	Y	0.0006	4	4.9	8.2	3.25
N1	CIM11	X	4E-06	3	4.9	0	3.25
N1	CIM12	X	5E-06	3	4.9	0	3.25
N1	CIM13 Max	X	0.000407	4	4.9	8.2	3.25
N1	CIM13 Max	Y	0.000137	4	4.9	8.2	3.25
N1	CIM13 Min	X	0.000418	4	4.9	8.2	3.25
N1	CIM13 Min	Y	0.000137	4	4.9	8.2	3.25
N1	CIM14 Max	X	0.00012	3	4.9	0	3.25

Story	Load Case/Combo	Direction	Drift	Label	X m	Y m	Z m
N1	CIM14 Max	Y	0.000454	4	4.9	8.2	3.25
N1	CIM14 Min	X	0.000131	3	4.9	0	3.25
N1	CIM14 Min	Y	0.000454	4	4.9	8.2	3.25
N1	CIM15	X	2E-06	3	4.9	0	3.25
N1	COMB9	X	7E-06	3	4.9	0	3.25
N1	DER09	X	7E-06	3	4.9	0	3.25
N1	DERUD09	X	7E-06	3	4.9	0	3.25
N1	DERUD10	X	7E-06	3	4.9	0	3.25
N1	DER10	X	7E-06	3	4.9	0	3.25
N1	COMB10	X	7E-06	3	4.9	0	3.25
N1	COMB11	X	6E-06	3	4.9	0	3.25
N1	DER11	X	6E-06	3	4.9	0	3.25
N1	DERUD11	X	6E-06	3	4.9	0	3.25

Table 5.6 - Story Max/Avg Drifts

Story	Load Case/Combo	Direction	Max Drift mm	Avg Drift mm	Ratio
N1	D	X	0.01201	0.01201	1
N1	L	X	0.004209	0.004209	1
N1	EX Max	X	7.6	7.6	1
N1	EY Max	Y	8.4	8.4	1.001
N1	DISX Max	X	2.5	2.5	1
N1	DISY Max	Y	2.8	2.8	1.001
N1	G	X	0.002104	0.002104	1
N1	DERUX Max	X	1.2	1.2	1
N1	DERUY Max	Y	1.4	1.4	1.001
N1	COMB1	X	0.01681	0.01681	1
N1	COMB2	X	0.02114	0.02114	1
N1	COMB3	X	0.01862	0.01862	1
N1	COMB4	X	0.01862	0.01862	1
N1	COMB5 Max	X	2.5	2.5	1
N1	COMB5 Max	Y	0.8	0.8	1.001
N1	COMB5 Min	X	2.5	2.5	1
N1	COMB5 Min	Y	0.8	0.8	1.001
N1	COMB6 Max	X	0.7	0.7	1
N1	COMB6 Max	Y	2.8	2.8	1.001
N1	COMB6 Min	X	0.8	0.8	1
N1	COMB6 Min	Y	2.8	2.8	1.001
N1	COMB7 Max	X	0.8	0.8	1
N1	COMB7 Max	Y	2.8	2.8	1.001
N1	COMB7 Min	X	0.8	0.8	1
N1	COMB7 Min	Y	2.8	2.8	1.001
N1	COMB8 Max	X	2.5	2.5	1
N1	COMB8 Max	Y	0.8	0.8	1.001
N1	COMB8 Min	X	2.5	2.5	1
N1	COMB8 Min	Y	0.8	0.8	1.001
N1	ENVE Max	X	2.5	2.5	1
N1	ENVE Max	Y	2.8	2.8	1.001
N1	ENVE Min	X	2.5	2.5	1
N1	ENVE Min	Y	2.8	2.8	1.001
N1	CIM01	X	0.01201	0.01201	1
N1	CIM02	X	0.01621	0.01621	1
N1	CIM03	X	0.01201	0.01201	1
N1	CIM04	X	0.01516	0.01516	1
N1	CIM05 Max	X	1.8	1.8	1
N1	CIM05 Max	Y	0.6	0.6	1.001
N1	CIM05 Min	X	1.8	1.8	1
N1	CIM05 Min	Y	0.6	0.6	1.001
N1	CIM06 Max	X	0.5	0.5	1
N1	CIM06 Max	Y	2	1.9	1.001

Story	Load Case/Combo	Direction	Max Drift mm	Avg Drift mm	Ratio
N1	CIM06 Min	X	0.5	0.5	1
N1	CIM06 Min	Y	2	1.9	1.001
N1	CIM07 Max	X	1.3	1.3	1
N1	CIM07 Max	Y	0.4	0.4	1.001
N1	CIM07 Min	X	1.4	1.4	1
N1	CIM07 Min	Y	0.4	0.4	1.001
N1	CIM08 Max	X	0.4	0.4	1
N1	CIM08 Max	Y	1.5	1.5	1.001
N1	CIM08 Min	X	0.4	0.4	1
N1	CIM08 Min	Y	1.5	1.5	1.001
N1	DER01	X	0.01681	0.01681	1
N1	DER02	X	0.02114	0.02114	1
N1	DER03	X	0.01862	0.01862	1
N1	DER04	X	0.01862	0.01862	1
N1	DER05 Max	X	7.6	7.6	1
N1	DER05 Min	X	7.6	7.6	1
N1	DER06 Max	Y	8.4	8.4	1.001
N1	DER06 Min	Y	8.4	8.4	1.001
N1	DER07 Max	X	7.6	7.6	1
N1	DER07 Min	X	7.6	7.6	1
N1	DER08 Max	Y	8.4	8.4	1.001
N1	DER08 Min	Y	8.4	8.4	1.001
N1	DERUD01	X	0.01681	0.01681	1
N1	DERUD02	X	0.02114	0.02114	1
N1	DERUD03	X	0.01862	0.01862	1
N1	DERUD04	X	0.01862	0.01862	1
N1	DERUD05 Max	X	1.2	1.2	1
N1	DERUD05 Min	X	1.3	1.3	1
N1	DERUD06 Max	Y	1.4	1.4	1.001
N1	DERUD06 Min	Y	1.4	1.4	1.001
N1	DERUD07 Max	X	1.2	1.2	1
N1	DERUD07 Min	X	1.3	1.3	1
N1	DERUD08 Max	Y	1.4	1.4	1.001
N1	DERUD08 Min	Y	1.4	1.4	1.001
N1	VIG01 Max	X	5	5	1
N1	VIG01 Max	Y	1.7	1.7	1.001
N1	VIG01 Min	X	5.1	5.1	1
N1	VIG01 Min	Y	1.7	1.7	1.001
N1	VIG02 Max	X	1.5	1.5	1
N1	VIG02 Max	Y	5.6	5.6	1.001
N1	VIG02 Min	X	1.5	1.5	1
N1	VIG02 Min	Y	5.6	5.6	1.001
N1	VIG03 Max	X	5	5	1
N1	VIG03 Max	Y	1.7	1.7	1.001
N1	VIG03 Min	X	5.1	5.1	1
N1	VIG03 Min	Y	1.7	1.7	1.001
N1	VIG04 Max	X	1.5	1.5	1
N1	VIG04 Max	Y	5.6	5.6	1.001
N1	VIG04 Min	X	1.5	1.5	1
N1	VIG04 Min	Y	5.6	5.6	1.001
N1	COL1 Max	X	7.6	7.6	1
N1	COL1 Max	Y	2.5	2.5	1.001
N1	COL1 Min	X	7.6	7.6	1
N1	COL1 Min	Y	2.5	2.5	1.001
N1	COL2 Max	X	2.3	2.3	1
N1	COL2 Max	Y	8.4	8.4	1.001
N1	COL2 Min	X	2.3	2.3	1
N1	COL2 Min	Y	8.4	8.4	1.001
N1	COL3 Max	X	7.6	7.6	1
N1	COL3 Max	Y	2.5	2.5	1.001

Story	Load Case/Combo	Direction	Max Drift mm	Avg Drift mm	Ratio
N1	COL3 Min	X	7.6	7.6	1
N1	COL3 Min	Y	2.5	2.5	1.001
N1	COL4 Max	X	2.3	2.3	1
N1	COL4 Max	Y	8.4	8.4	1.001
N1	COL4 Min	X	2.3	2.3	1
N1	COL4 Min	Y	8.4	8.4	1.001
N1	CIM09 Max	X	1.8	1.8	1
N1	CIM09 Max	Y	0.6	0.6	1.001
N1	CIM09 Min	X	1.8	1.8	1
N1	CIM09 Min	Y	0.6	0.6	1.001
N1	CIM10 Max	X	0.5	0.5	1
N1	CIM10 Max	Y	2	1.9	1.001
N1	CIM10 Min	X	0.5	0.5	1
N1	CIM10 Min	Y	2	1.9	1.001
N1	CIM11	X	0.01411	0.01411	1
N1	CIM12	X	0.01674	0.01674	1
N1	CIM13 Max	X	1.3	1.3	1
N1	CIM13 Max	Y	0.4	0.4	1.001
N1	CIM13 Min	X	1.4	1.4	1
N1	CIM13 Min	Y	0.4	0.4	1.001
N1	CIM14 Max	X	0.4	0.4	1
N1	CIM14 Max	Y	1.5	1.5	1.001
N1	CIM14 Min	X	0.4	0.4	1
N1	CIM14 Min	Y	1.5	1.5	1.001
N1	CIM15	X	0.007203	0.007203	1
N1	COMB9	X	0.02219	0.02219	1
N1	DER09	X	0.02219	0.02219	1
N1	DERUD09	X	0.02219	0.02219	1
N1	DERUD10	X	0.02198	0.02198	1
N1	DER10	X	0.02198	0.02198	1
N1	COMB10	X	0.02198	0.02198	1
N1	COMB11	X	0.01967	0.01967	1
N1	DER11	X	0.01967	0.01967	1
N1	DERUD11	X	0.01967	0.01967	1

Table 5.7 - Story Forces

Story	Load Case/Combo	Location	P kN	VX kN	VY kN	T kN-m	MX kN-m	MY kN-m
N1	D	Top	288.6892	0	0	0	1183.6257	-708.7375
N1	D	Bottom	337.694	0	0	0	1384.5454	-828.7955
N1	L	Top	80.36	0	0	0	329.476	-196.882
N1	L	Bottom	80.36	0	0	0	329.476	-196.8807
N1	LR	Top	0	0	0	0	0	0
N1	LR	Bottom	0	0	0	0	0	0
N1	EX Max	Top	0	324.0869	0	1328.7564	0	0
N1	EX Max	Bottom	0	324.0869	0	1328.7564	0	1055.6565
N1	EY Max	Top	0	0	324.0856	797.6879	0	0
N1	EY Max	Bottom	0	0	324.0856	797.6879	1055.8938	0
N1	DISX Max	Top	0	108.029	0	442.9188	0	0
N1	DISX Max	Bottom	0	108.029	0	442.9188	0	351.8855
N1	DISY Max	Top	0	0	108.0285	265.896	0	0
N1	DISY Max	Bottom	0	0	108.0285	265.896	351.9646	0
N1	W	Top	0	0	0	0	0	0
N1	W	Bottom	0	0	0	0	0	0
N1	G	Top	40.18	0	0	0	164.738	-98.441
N1	G	Bottom	40.18	0	0	0	164.738	-98.4403
N1	DERUX Max	Top	0	53.2992	0	218.5266	0	0
N1	DERUX Max	Bottom	0	53.2992	0	218.5266	0	173.6127
N1	DERUY Max	Top	0	0	54.9523	135.2753	0	0
N1	DERUY Max	Bottom	0	0	54.9523	135.2753	179.0386	0

Story	Load Case/Combo	Location	P kN	VX kN	VY kN	T kN-m	MX kN-m	MY kN-m
N1	COMB1	Top	404.1649	0	0	0	1657.076	-992.2325
N1	COMB1	Bottom	472.7716	0	0	0	1938.3636	-1160.3137
N1	COMB2	Top	475.003	0	0	0	1947.5125	-1165.4962
N1	COMB2	Bottom	533.8088	0	0	0	2188.6161	-1309.5637
N1	COMB3	Top	426.787	0	0	0	1749.8269	-1047.367
N1	COMB3	Bottom	485.5928	0	0	0	1990.9305	-1191.4353
N1	COMB4	Top	426.787	0	0	0	1749.8269	-1047.367
N1	COMB4	Bottom	485.5928	0	0	0	1990.9305	-1191.4353
N1	COMB5 Max	Top	426.787	108.029	32.4086	522.6876	1749.8269	-1047.367
N1	COMB5 Max	Bottom	485.5928	108.029	32.4086	522.6876	2096.5199	-839.5497
N1	COMB5 Min	Top	426.787	-108.029	-32.4086	-522.6876	1749.8269	-1047.367
N1	COMB5 Min	Bottom	485.5928	-108.029	-32.4086	-522.6876	1885.3411	-1543.3208
N1	COMB6 Max	Top	426.787	32.4087	108.0285	398.7716	1749.8269	-1047.367
N1	COMB6 Max	Bottom	485.5928	32.4087	108.0285	398.7716	2342.8951	-1085.8696
N1	COMB6 Min	Top	426.787	-32.4087	-108.0285	-398.7716	1749.8269	-1047.367
N1	COMB6 Min	Bottom	485.5928	-32.4087	-108.0285	-398.7716	1638.9659	-1297.0009
N1	COMB7 Max	Top	259.8203	32.4087	108.0285	398.7716	1065.2631	-637.8637
N1	COMB7 Max	Bottom	303.9246	32.4087	108.0285	398.7716	1598.0555	-640.3503
N1	COMB7 Min	Top	259.8203	-32.4087	-108.0285	-398.7716	1065.2631	-637.8637
N1	COMB7 Min	Bottom	303.9246	-32.4087	-108.0285	-398.7716	894.1262	-851.4816
N1	COMB8 Max	Top	259.8203	108.029	32.4086	522.6876	1065.2631	-637.8637
N1	COMB8 Max	Bottom	303.9246	108.029	32.4086	522.6876	1351.6802	-394.0304
N1	COMB8 Min	Top	259.8203	-108.029	-32.4086	-522.6876	1065.2631	-637.8637
N1	COMB8 Min	Bottom	303.9246	-108.029	-32.4086	-522.6876	1140.5015	-1097.8014
N1	ENVE Max	Top	475.003	108.029	108.0285	522.6876	1947.5125	-637.8637
N1	ENVE Max	Bottom	533.8088	108.029	108.0285	522.6876	2342.8951	-394.0304
N1	ENVE Min	Top	259.8203	-108.029	-108.0285	-522.6876	1065.2631	-1165.4962
N1	ENVE Min	Bottom	303.9246	-108.029	-108.0285	-522.6876	894.1262	-1543.3208
N1	CIM01	Top	288.6892	0	0	0	1183.6257	-708.7375
N1	CIM01	Bottom	337.694	0	0	0	1384.5454	-828.7955
N1	CIM02	Top	369.0492	0	0	0	1513.1017	-905.6195
N1	CIM02	Bottom	418.054	0	0	0	1714.0214	-1025.6762
N1	CIM03	Top	288.6892	0	0	0	1183.6257	-708.7375
N1	CIM03	Bottom	337.694	0	0	0	1384.5454	-828.7955
N1	CIM04	Top	348.9592	0	0	0	1430.7327	-856.399
N1	CIM04	Bottom	397.964	0	0	0	1631.6524	-976.456
N1	CIM05 Max	Top	288.6892	75.6203	22.686	365.8813	1183.6257	-708.7375
N1	CIM05 Max	Bottom	337.694	75.6203	22.686	365.8813	1458.458	-582.4756
N1	CIM05 Min	Top	288.6892	-75.6203	-22.686	-365.8813	1183.6257	-708.7375
N1	CIM05 Min	Bottom	337.694	-75.6203	-22.686	-365.8813	1310.6328	-1075.1153
N1	CIM06 Max	Top	288.6892	22.6861	75.62	279.1401	1183.6257	-708.7375
N1	CIM06 Max	Bottom	337.694	22.6861	75.62	279.1401	1630.9206	-754.8995
N1	CIM06 Min	Top	288.6892	-22.6861	-75.62	-279.1401	1183.6257	-708.7375
N1	CIM06 Min	Bottom	337.694	-22.6861	-75.62	-279.1401	1138.1702	-902.6914
N1	CIM07 Max	Top	348.9592	57.2554	17.2846	277.2903	1430.7327	-856.399
N1	CIM07 Max	Bottom	397.964	57.2554	17.2846	277.2903	1687.9667	-789.9567
N1	CIM07 Min	Top	348.9592	-57.2554	-17.2846	-277.2903	1430.7327	-856.399
N1	CIM07 Min	Bottom	397.964	-57.2554	-17.2846	-277.2903	1575.3381	-1162.9553
N1	CIM08 Max	Top	348.9592	17.2846	57.2551	211.7919	1430.7327	-856.399
N1	CIM08 Max	Bottom	397.964	17.2846	57.2551	211.7919	1818.1936	-920.1543
N1	CIM08 Min	Top	348.9592	-17.2846	-57.2551	-211.7919	1430.7327	-856.399
N1	CIM08 Min	Bottom	397.964	-17.2846	-57.2551	-211.7919	1445.1112	-1032.7577
N1	DER01	Top	404.1649	0	0	0	1657.076	-992.2325
N1	DER01	Bottom	472.7716	0	0	0	1938.3636	-1160.3137
N1	DER02	Top	475.003	0	0	0	1947.5125	-1165.4962
N1	DER02	Bottom	533.8088	0	0	0	2188.6161	-1309.5637
N1	DER03	Top	426.787	0	0	0	1749.8269	-1047.367
N1	DER03	Bottom	485.5928	0	0	0	1990.9305	-1191.4353
N1	DER04	Top	426.787	0	0	0	1749.8269	-1047.367
N1	DER04	Bottom	485.5928	0	0	0	1990.9305	-1191.4353

Story	Load Case/Combo	Location	P kN	VX kN	VY kN	T kN-m	MX kN-m	MY kN-m
N1	DER05 Max	Top	426.787	324.0869	0	1328.7564	1749.8269	-1047.367
N1	DER05 Max	Bottom	485.5928	324.0869	0	1328.7564	1990.9305	-135.7787
N1	DER05 Min	Top	426.787	-324.0869	0	-1328.7564	1749.8269	-1047.367
N1	DER05 Min	Bottom	485.5928	-324.0869	0	-1328.7564	1990.9305	-2247.0918
N1	DER06 Max	Top	426.787	0	324.0856	797.6879	1749.8269	-1047.367
N1	DER06 Max	Bottom	485.5928	0	324.0856	797.6879	3046.8243	-1191.4353
N1	DER06 Min	Top	426.787	0	-324.0856	-797.6879	1749.8269	-1047.367
N1	DER06 Min	Bottom	485.5928	0	-324.0856	-797.6879	935.0366	-1191.4353
N1	DER07 Max	Top	259.8203	324.0869	0	1328.7564	1065.2631	-637.8637
N1	DER07 Max	Bottom	303.9246	324.0869	0	1328.7564	1246.0909	309.7406
N1	DER07 Min	Top	259.8203	-324.0869	0	-1328.7564	1065.2631	-637.8637
N1	DER07 Min	Bottom	303.9246	-324.0869	0	-1328.7564	1246.0909	-1801.5725
N1	DER08 Max	Top	259.8203	0	324.0856	797.6879	1065.2631	-637.8637
N1	DER08 Max	Bottom	303.9246	0	324.0856	797.6879	2301.9847	-745.9159
N1	DER08 Min	Top	259.8203	0	-324.0856	-797.6879	1065.2631	-637.8637
N1	DER08 Min	Bottom	303.9246	0	-324.0856	-797.6879	190.197	-745.9159
N1	DERUD01	Top	404.1649	0	0	0	1657.076	-992.2325
N1	DERUD01	Bottom	472.7716	0	0	0	1938.3636	-1160.3137
N1	DERUD02	Top	475.003	0	0	0	1947.5125	-1165.4962
N1	DERUD02	Bottom	533.8088	0	0	0	2188.6161	-1309.5637
N1	DERUD03	Top	426.787	0	0	0	1749.8269	-1047.367
N1	DERUD03	Bottom	485.5928	0	0	0	1990.9305	-1191.4353
N1	DERUD04	Top	426.787	0	0	0	1749.8269	-1047.367
N1	DERUD04	Bottom	485.5928	0	0	0	1990.9305	-1191.4353
N1	DERUD05 Max	Top	426.787	53.2992	0	218.5266	1749.8269	-1047.367
N1	DERUD05 Max	Bottom	485.5928	53.2992	0	218.5266	1990.9305	-1017.8226
N1	DERUD05 Min	Top	426.787	-53.2992	0	-218.5266	1749.8269	-1047.367
N1	DERUD05 Min	Bottom	485.5928	-53.2992	0	-218.5266	1990.9305	-1365.048
N1	DERUD06 Max	Top	426.787	0	54.9523	135.2753	1749.8269	-1047.367
N1	DERUD06 Max	Bottom	485.5928	0	54.9523	135.2753	2169.9691	-1191.4353
N1	DERUD06 Min	Top	426.787	0	-54.9523	-135.2753	1749.8269	-1047.367
N1	DERUD06 Min	Bottom	485.5928	0	-54.9523	-135.2753	1811.8919	-1191.4353
N1	DERUD07 Max	Top	259.8203	53.2992	0	218.5266	1065.2631	-637.8637
N1	DERUD07 Max	Bottom	303.9246	53.2992	0	218.5266	1246.0909	-572.3032
N1	DERUD07 Min	Top	259.8203	-53.2992	0	-218.5266	1065.2631	-637.8637
N1	DERUD07 Min	Bottom	303.9246	-53.2992	0	-218.5266	1246.0909	-919.5286
N1	DERUD08 Max	Top	259.8203	0	54.9523	135.2753	1065.2631	-637.8637
N1	DERUD08 Max	Bottom	303.9246	0	54.9523	135.2753	1425.1294	-745.9159
N1	DERUD08 Min	Top	259.8203	0	-54.9523	-135.2753	1065.2631	-637.8637
N1	DERUD08 Min	Bottom	303.9246	0	-54.9523	-135.2753	1067.0523	-745.9159
N1	VIG01 Max	Top	426.787	216.058	64.8171	1045.3752	1749.8269	-1047.367
N1	VIG01 Max	Bottom	485.5928	216.058	64.8171	1045.3752	2202.1092	-487.6642
N1	VIG01 Min	Top	426.787	-216.058	-64.8171	-1045.3752	1749.8269	-1047.367
N1	VIG01 Min	Bottom	485.5928	-216.058	-64.8171	-1045.3752	1779.7517	-1895.2063
N1	VIG02 Max	Top	426.787	64.8174	216.0571	797.5432	1749.8269	-1047.367
N1	VIG02 Max	Bottom	485.5928	64.8174	216.0571	797.5432	2694.8597	-980.304
N1	VIG02 Min	Top	426.787	-64.8174	-216.0571	-797.5432	1749.8269	-1047.367
N1	VIG02 Min	Bottom	485.5928	-64.8174	-216.0571	-797.5432	1287.0012	-1402.5666
N1	VIG03 Max	Top	259.8203	216.058	64.8171	1045.3752	1065.2631	-637.8637
N1	VIG03 Max	Bottom	303.9246	216.058	64.8171	1045.3752	1457.2696	-42.1449
N1	VIG03 Min	Top	259.8203	-216.058	-64.8171	-1045.3752	1065.2631	-637.8637
N1	VIG03 Min	Bottom	303.9246	-216.058	-64.8171	-1045.3752	1034.9121	-1449.687
N1	VIG04 Max	Top	259.8203	64.8174	216.0571	797.5432	1065.2631	-637.8637
N1	VIG04 Max	Bottom	303.9246	64.8174	216.0571	797.5432	1950.0201	-534.7846
N1	VIG04 Min	Top	259.8203	-64.8174	-216.0571	-797.5432	1065.2631	-637.8637
N1	VIG04 Min	Bottom	303.9246	-64.8174	-216.0571	-797.5432	542.1616	-957.0472
N1	COL1 Max	Top	426.787	324.0869	97.2257	1568.0628	1749.8269	-1047.367
N1	COL1 Max	Bottom	485.5928	324.0869	97.2257	1568.0628	2307.6986	-135.7787
N1	COL1 Min	Top	426.787	-324.0869	-97.2257	-1568.0628	1749.8269	-1047.367
N1	COL1 Min	Bottom	485.5928	-324.0869	-97.2257	-1568.0628	1674.1623	-2247.0918

Story	Load Case/Combo	Location	P kN	VX kN	VY kN	T kN-m	MX kN-m	MY kN-m
N1	COL2 Max	Top	426.787	97.2261	324.0856	1196.3149	1749.8269	-1047.367
N1	COL2 Max	Bottom	485.5928	97.2261	324.0856	1196.3149	3046.8243	-874.7383
N1	COL2 Min	Top	426.787	-97.2261	-324.0856	-1196.3149	1749.8269	-1047.367
N1	COL2 Min	Bottom	485.5928	-97.2261	-324.0856	-1196.3149	935.0366	-1508.1322
N1	COL3 Max	Top	259.8203	324.0869	97.2257	1568.0628	1065.2631	-637.8637
N1	COL3 Max	Bottom	303.9246	324.0869	97.2257	1568.0628	1562.859	309.7406
N1	COL3 Min	Top	259.8203	-324.0869	-97.2257	-1568.0628	1065.2631	-637.8637
N1	COL3 Min	Bottom	303.9246	-324.0869	-97.2257	-1568.0628	929.3227	-1801.5725
N1	COL4 Max	Top	259.8203	97.2261	324.0856	1196.3149	1065.2631	-637.8637
N1	COL4 Max	Bottom	303.9246	97.2261	324.0856	1196.3149	2301.9847	-429.219
N1	COL4 Min	Top	259.8203	-97.2261	-324.0856	-1196.3149	1065.2631	-637.8637
N1	COL4 Min	Bottom	303.9246	-97.2261	-324.0856	-1196.3149	190.197	-1062.6129
N1	CIM09 Max	Top	173.2135	75.6203	22.686	365.8813	710.1754	-425.2425
N1	CIM09 Max	Bottom	202.6164	75.6203	22.686	365.8813	904.6398	-250.9574
N1	CIM09 Min	Top	173.2135	-75.6203	-22.686	-365.8813	710.1754	-425.2425
N1	CIM09 Min	Bottom	202.6164	-75.6203	-22.686	-365.8813	756.8147	-743.5971
N1	CIM10 Max	Top	173.2135	22.6861	75.62	279.1401	710.1754	-425.2425
N1	CIM10 Max	Bottom	202.6164	22.6861	75.62	279.1401	1077.1025	-423.3813
N1	CIM10 Min	Top	173.2135	-22.6861	-75.62	-279.1401	710.1754	-425.2425
N1	CIM10 Min	Bottom	202.6164	-22.6861	-75.62	-279.1401	584.352	-571.1732
N1	CIM11	Top	328.8692	0	0	0	1348.3637	-807.1785
N1	CIM11	Bottom	377.874	0	0	0	1549.2834	-927.2358
N1	CIM12	Top	379.0942	0	0	0	1554.2862	-930.2297
N1	CIM12	Bottom	428.099	0	0	0	1755.2059	-1050.2862
N1	CIM13 Max	Top	379.0942	57.2554	17.2846	277.2903	1554.2862	-930.2297
N1	CIM13 Max	Bottom	428.099	57.2554	17.2846	277.2903	1811.5202	-863.7869
N1	CIM13 Min	Top	379.0942	-57.2554	-17.2846	-277.2903	1554.2862	-930.2297
N1	CIM13 Min	Bottom	428.099	-57.2554	-17.2846	-277.2903	1698.8916	-1236.7856
N1	CIM14 Max	Top	379.0942	17.2846	57.2551	211.7919	1554.2862	-930.2297
N1	CIM14 Max	Bottom	428.099	17.2846	57.2551	211.7919	1941.7471	-993.9846
N1	CIM14 Min	Top	379.0942	-17.2846	-57.2551	-211.7919	1554.2862	-930.2297
N1	CIM14 Min	Bottom	428.099	-17.2846	-57.2551	-211.7919	1568.6647	-1106.5879
N1	CIM15	Top	173.2135	0	0	0	710.1754	-425.2425
N1	CIM15	Bottom	202.6164	0	0	0	830.7272	-497.2773
N1	COMB9	Top	495.093	0	0	0	2029.8815	-1214.7167
N1	COMB9	Bottom	553.8988	0	0	0	2270.9851	-1358.7838
N1	DER09	Top	495.093	0	0	0	2029.8815	-1214.7167
N1	DER09	Bottom	553.8988	0	0	0	2270.9851	-1358.7838
N1	DERUD09	Top	495.093	0	0	0	2029.8815	-1214.7167
N1	DERUD09	Bottom	553.8988	0	0	0	2270.9851	-1358.7838
N1	DERUD10	Top	491.075	0	0	0	2013.4077	-1204.8726
N1	DERUD10	Bottom	549.8808	0	0	0	2254.5113	-1348.9398
N1	DER10	Top	491.075	0	0	0	2013.4077	-1204.8726
N1	DER10	Bottom	549.8808	0	0	0	2254.5113	-1348.9398
N1	COMB10	Top	491.075	0	0	0	2013.4077	-1204.8726
N1	COMB10	Bottom	549.8808	0	0	0	2254.5113	-1348.9398
N1	COMB11	Top	446.877	0	0	0	1832.1959	-1096.5875
N1	COMB11	Bottom	505.6828	0	0	0	2073.2995	-1240.6554
N1	DER11	Top	446.877	0	0	0	1832.1959	-1096.5875
N1	DER11	Bottom	505.6828	0	0	0	2073.2995	-1240.6554
N1	DERUD11	Top	446.877	0	0	0	1832.1959	-1096.5875
N1	DERUD11	Bottom	505.6828	0	0	0	2073.2995	-1240.6554

5.3 Modal Results

Table 5.8 - Modal Periods and Frequencies

Case	Mode	Period sec	Frequency cyc/sec	Circular Frequency rad/sec	Eigenvalue rad²/sec²
Modal	1	0.187	5.346	33.5891	1128.2294
Modal	2	0.178	5.611	35.2571	1243.0646

Case	Mode	Period sec	Frequency cyc/sec	Circular Frequency rad/sec	Eigenvalue rad²/sec²
Modal	3	0.166	6.022	37.8343	1431.4377

Table 5.9 - Modal Participating Mass Ratios (Part 1 of 2)

Case	Mode	Period sec	UX	UY	UZ	Sum UX	Sum UY	Sum UZ
Modal	1	0.187	0	1	0	0	1	0
Modal	2	0.178	1	0	0	1	1	0
Modal	3	0.166	0	6.976E-06	0	1	1	0

Table 5.9 - Modal Participating Mass Ratios (Part 2 of 2)

Case	Mode	RX	RY	RZ	Sum RX	Sum RY	Sum RZ
Modal	1	1	0	7.319E-06	1	0	7.319E-06
Modal	2	0	1	0	1	1	7.319E-06
Modal	3	6.976E-06	0	1	1	1	1

Table 5.10 - Modal Load Participation Ratios

Case	Item Type	Item	Static %	Dynamic %
Modal	Acceleration	UX	100	100
Modal	Acceleration	UY	100	100
Modal	Acceleration	UZ	0	0

Table 5.11 - Modal Direction Factors

Case	Mode	Period sec	UX	UY	UZ	RZ
Modal	1	0.187	0	1	0	0
Modal	2	0.178	1	0	0	0
Modal	3	0.166	0	0	0	1

6 Design Data

This chapter provides design data and results.

6.1 Concrete Frame Design

Table 6.1 - Concrete Frame Preferences - ACI 318-08

Item	Value
Multi-Response Design	Step-by-Step
Seismic Design Category	D
# Interaction Curves	24
# Interaction Points	11
Minimum Eccentricity	Yes
Phi (Tension)	0.9
Phi (Compression Tied)	0.65
Phi (Compression Spiral)	0.7
Phi (Shear and Torsion)	0.85
Phi (Shear Seismic)	0.6
Phi (Shear Joint)	0.85
Pattern Live Load Factor	0.75
D/C Ratio Limit	0.95

Table 6.2 - Concrete Column Overwrites - ACI 318-08 (Part 1 of 2)

Story	Label	Unique Name	Design Type	Design Section	LLRF	LMajor	LMinor	KMajor	KMinor	CmMajor	CmMinor
N1	C1	7	Column	Program Determined	1	0.846154	0.846154	1	1	1	1

Table 6.2 - Concrete Column Overwrites - ACI 318-08 (Part 2 of 2)

Story	Label	Unique Name	DnsMajor	DnsMinor	DsMajor	DsMinor
N1	C1	7	1	1	1	1

Table 6.3 - Concrete Column PMM Envelope

Label	Story	Section	Location	P kN	M Major kN-m	M Minor kN-m	PMM Combo	PMM Ratio or Rebar %
C1	N1	C40X40	Top	113.7343	33.844	62.8562	COMB11	1 %
C1	N1	C40X40	Bottom	121.1981	3.3014	1.5019	COMB11	1 %

Table 6.4 - Concrete Column Shear Envelope

Label	Story	Section	Location	V Major kN	Major Combo	At Major cm²/m	V Minor kN	Minor Combo	At Minor cm²/m
C1	N1	C40X40	Top	48.4651	COMB8	3.33	41.084	COMB10	3.33
C1	N1	C40X40	Bottom	48.4651	COMB8	3.33	41.084	COMB10	3.33

Table 6.5 - Concrete Joint Envelope

Label	Story	Section	B/C Major Combo	B/C Major Ratio	B/C Minor Combo	B/C Minor Ratio	JS Major Combo	JS Major Ratio	JS Minor Combo	JS Minor Ratio
C1	N1	C40X40								

Table 6.6 - Concrete Column Summary - ACI 318-08 (Part 1 of 2)

Story	Label	Unique Name	Station mm	Design Section	Design/Check	Status	PMM Ratio	PMM Combo	As,min cm²	As cm²
N1	C1	7	0	C40X40	Design	No Message		COMB11	16	16
N1	C1	7	275	C40X40	Design	No Message		COMB11	16	16
N1	C1	7	550	C40X40	Design	No Message		COMB11	16	16
N1	C1	7	825	C40X40	Design	No Message		COMB11	16	16
N1	C1	7	1100	C40X40	Design	No Message		COMB11	16	16
N1	C1	7	1375	C40X40	Design	No Message		COMB11	16	16

Story	Label	Unique Name	Station mm	Design Section	Design/Check	Status	PMM Ratio	PMM Combo	As,min cm²	As cm²
N1	C1	7	1650	C40X40	Design	No Message		COMB11	16	16
N1	C1	7	1925	C40X40	Design	No Message		COMB11	16	16
N1	C1	7	2200	C40X40	Design	No Message		COMB11	16	16
N1	C1	7	2475	C40X40	Design	No Message		COMB11	16	16
N1	C1	7	2750	C40X40	Design	No Message		COMB11	16	16

Table 6.6 - Concrete Column Summary - ACI 318-08 (Part 2 of 2)

Story	Label	Unique Name	Station mm	Mid Bar As cm²	Corner Bar As cm²	V Major Combo	At V Major cm²/m	V Minor Combo	At V Minor cm²/m	Warnings	Errors
N1	C1	7	0	2	2	COMB8	3.33	COMB9	3.33	No Message	No Message
N1	C1	7	275	2	2	COMB8	3.33	COMB9	3.33	No Message	No Message
N1	C1	7	550	2	2	COMB8	3.33	COMB9	3.33	No Message	No Message
N1	C1	7	825	2	2	COMB8	3.33	COMB9	3.33	No Message	No Message
N1	C1	7	1100	2	2	COMB8	3.33	COMB10	3.33	No Message	No Message
N1	C1	7	1375	2	2	COMB8	3.33	COMB10	3.33	No Message	No Message
N1	C1	7	1650	2	2	COMB8	3.33	COMB10	3.33	No Message	No Message
N1	C1	7	1925	2	2	COMB8	3.33	COMB10	3.33	No Message	No Message
N1	C1	7	2200	2	2	COMB8	3.33	COMB10	3.33	No Message	No Message
N1	C1	7	2475	2	2	COMB8	3.33	COMB10	3.33	No Message	No Message
N1	C1	7	2750	2	2	COMB8	3.33	COMB10	3.33	No Message	No Message

Table 6.7 - Concrete Joint Summary - ACI 318-08 (Part 1 of 2)

Story	Label	Unique Name	Design Section	Status	B/C Major Combo	B/C Major Ratio	B/C Minor Combo	B/C Minor Ratio
N1	C1	7	C40X40	Joint check not done.				

Table 6.7 - Concrete Joint Summary - ACI 318-08 (Part 2 of 2)

Story	Label	Unique Name	JS Major Combo	JS Major Ratio	JS Minor Combo	JS Minor Ratio	Warnings	Errors
N1	C1	7					No Message	No Message

ETABS® 2016

Integrated Building Design Software

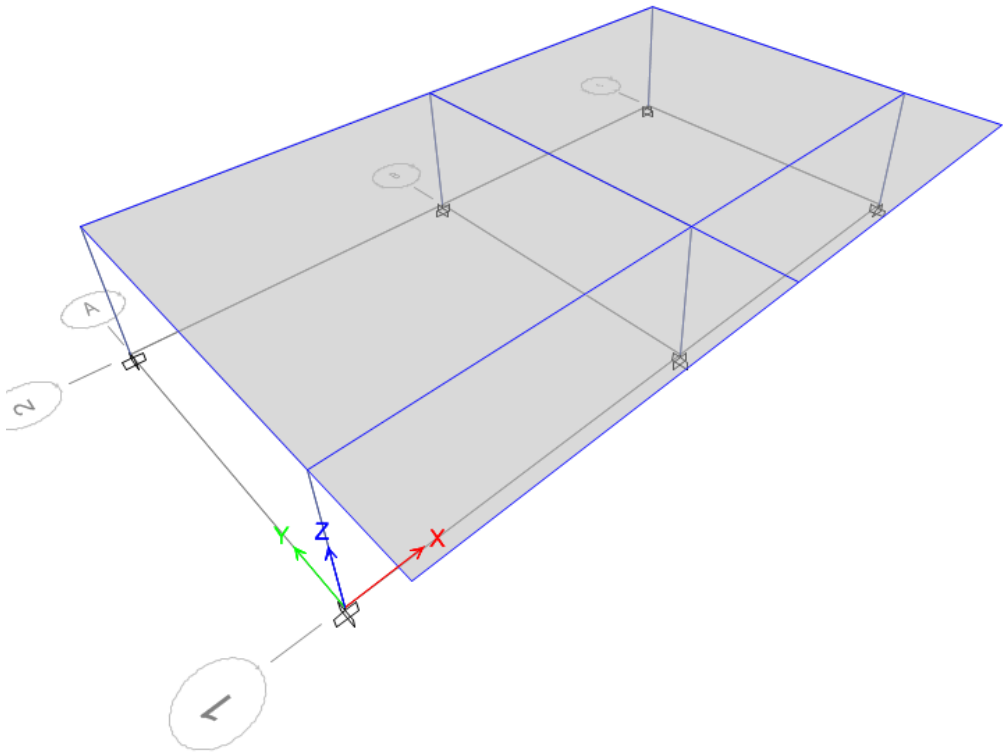

Project Report

Model File: 004 2017 EDUCACION MODULO 2A DMO - E, Revision 0
06/04/2017

Table of Contents

1. Structure Data 5
   - 1.1 Story Data 5
   - 1.2 Grid Data 5
   - 1.3 Point Coordinates 5
   - 1.4 Line Connectivity 5
   - 1.5 Area Connectivity 6
   - 1.6 Mass 6
   - 1.7 Groups 7
2. Properties 8
   - 2.1 Materials 8
   - 2.2 Frame Sections 8
   - 2.3 Shell Sections 8
   - 2.4 Reinforcement Sizes 8
   - 2.5 Tendon Sections 8
3. Assignments 9
   - 3.1 Joint Assignments 9
   - 3.2 Frame Assignments 9
   - 3.3 Shell Assignments 9
4. Loads 11
   - 4.1 Load Patterns 11
   - 4.2 Applied Loads 11
     - 4.2.1 Line Loads 11
     - 4.2.2 Area Loads 11
   - 4.3 Functions 12
     - 4.3.1 Response Spectrum Functions 12
   - 4.4 Load Cases 27
   - 4.5 Load Combinations 27
5. Analysis Results 32
   - 5.1 Structure Results 32
   - 5.2 Story Results 36
   - 5.3 Point Results 49
   - 5.4 Modal Results 61
6. Design Data 64
   - 6.1 Concrete Frame Design 64

List of Tables

Table 1.1 Story Data 5
Table 1.2 Grid Systems 5
Table 1.3 Grid Lines 5
Table 1.4 Joint Coordinates Data 5
Table 1.5 Column Connectivity Data 5
Table 1.6 Beam Connectivity Data 6
Table 1.7 Floor Connectivity Data 6
Table 1.8 Mass Source 6
Table 1.9 Centers of Mass and Rigidity 6
Table 1.10 Mass Summary by Diaphragm 6
Table 1.11 Mass Summary by Story 7
Table 1.12 Group Definitions 7
Table 2.1 Material Properties - Summary 8
Table 2.2 Frame Sections - Summary 8
Table 2.3 Shell Sections - Summary 8
Table 2.4 Reinforcing Bar Sizes 8
Table 2.5 Tendon Section Properties 8
Table 3.1 Joint Assignments - Summary 9
Table 3.2 Frame Assignments - Summary 9
Table 3.3 Shell Assignments - Summary 9
Table 4.1 Load Patterns 11
Table 4.2 Frame Loads - Distributed 11
Table 4.3 Shell Loads - Uniform 11
Table 4.4 Response Spectrum Function - User 12
Table 4.5 Load Cases - Summary 27
Table 4.6 Load Combinations 27
Table 5.1 Base Reactions 32
Table 5.2 Centers of Mass and Rigidity 34
Table 5.3 Diaphragm Center of Mass Displacements 34
Table 5.4 Story Max/Avg Displacements 36
Table 5.5 Story Drifts 39
Table 5.6 Story Max/Avg Drifts 42
Table 5.7 Story Forces 45
Table 5.8 Joint Reactions 49
Table 5.9 Modal Periods and Frequencies 61
Table 5.10 Modal Participating Mass Ratios 62
Table 5.11 Modal Load Participation Ratios 62
Table 5.12 Modal Direction Factors 62
Table 6.1 Concrete Frame Preferences - ACI 318-08 64
Table 6.2 Concrete Column Overwrites - ACI 318-08 64
Table 6.3 Concrete Beam Overwrites - ACI 318-08 64
Table 6.4 Concrete Column PMM Envelope 65

Table 6.5 Concrete Column Shear Envelope 65
Table 6.6 Concrete Beam Flexure Envelope 65
Table 6.7 Concrete Beam Shear Envelope 66
Table 6.8 Concrete Joint Envelope 67
Table 6.9 Concrete Column Summary - ACI 318-08 68
Table 6.10 Concrete Beam Summary - ACI 318-08 71
Table 6.11 Concrete Joint Summary - ACI 318-08 76

1 Structure Data

This chapter provides model geometry information, including items such as story levels, point coordinates, and element connectivity.

1.1 Story Data

Table 1.1 - Story Data

Name	Height mm	Elevation mm	Master Story	Similar To	Splice Story
N1	3250	3250	Yes	None	No
Base	0	0	No	None	No

1.2 Grid Data

Table 1.2 - Grid Systems

Name	Type	Story Range	X Origin m	Y Origin m	Rotation deg	Bubble Size mm	Color
G1	Cartesian	Default	0	0	0	1250	Gray

Table 1.3 - Grid Lines

Grid System	Grid Direction	Grid ID	Visible	Bubble Location	Ordinate m
G1	X	A	Yes	End	0
G1	X	B	Yes	End	8.2
G1	X	C	Yes	End	16.4
G1	Y	1	Yes	Start	0
G1	Y	2	Yes	Start	8.2

1.3 Point Coordinates

Table 1.4 - Joint Coordinates Data

Label	X mm	Y mm	ΔZ Below mm
1	0	0	0
2	0	8200	0
3	8200	0	0
4	8200	8200	0
5	16400	0	0
6	16400	8200	0
10	0	-2400	0
8	16400	-2400	0
9	8200	-2400	0

1.4 Line Connectivity

Table 1.5 - Column Connectivity Data

Column	I-End Point	J-End Point	I-End Story
C1	1	1	Below
C2	2	2	Below
C3	3	3	Below
C4	4	4	Below
C5	5	5	Below
C6	6	6	Below

Table 1.6 - Beam Connectivity Data

Beam	I-End Point	J-End Point	Curve Type
B1	1	2	None

Beam	I-End Point	J-End Point	Curve Type
B2	3	4	None
B3	5	6	None
B4	1	3	None
B5	3	5	None
B6	2	4	None
B7	4	6	None
B8	10	1	None
B14	8	5	None
B15	10	9	None
B16	9	8	None
B17	9	3	None

1.5 Area Connectivity

Table 1.7 - Floor Connectivity Data

Floor	Number of Edges	Edge Number	Point 1	Point 2	Curve Type
F2	4	1	1	5	None
		2	5	6	None
		3	6	2	None
		4	2	1	None
F3	4	1	10	8	None
		2	8	5	None
		3	5	1	None
		4	1	10	None

1.6 Mass

Table 1.8 - Mass Source

Name	Include Elements	Include Added Mass	Include Loads	Include Lateral	Include Vertical	Lump at Stories	IsDefault	Load Pattern	Multiplier
MsSrc1	No	No	Yes	Yes	No	Yes	Yes	D	1
MsSrc1	No	No	Yes	Yes	No	Yes	Yes	L	0.3

Table 1.9 - Centers of Mass and Rigidity

Story	Diaphragm	Mass X kg	Mass Y kg	XCM m	YCM m	Cumulative X kg	Cumulative Y kg	XCCM m	YCCM m	XCR m	YCR m
N1	D1	55714.78	55714.78	8.2	-0.7562	55714.78	55714.78	8.2	-0.7562	8.2	3.4372

Table 1.10 - Mass Summary by Diaphragm

Story	Diaphragm	Mass X kg	Mass Y kg	Mass Moment of Inertia ton-m²	X Mass Center m	Y Mass Center m
N1	D1	55714.78	55714.78	2078.5227	8.2	-0.7562

Table 1.11 - Mass Summary by Story

Story	UX kg	UY kg	UZ kg
N1	73654.51	73654.51	0
Base	3747.82	3747.82	0

1.7 Groups

Table 1.12 - Group Definitions

Name	Color
All	Yellow

2 Properties

This chapter provides property information for materials, frame sections, shell sections, and links.

2.1 Materials

Table 2.1 - Material Properties - Summary

Name	Type	E MPa	ν	Unit Weight kN/m³	Design Strengths
A416Gr270	Tendon	196500.6	0	76.9729	Fy=1689.91 MPa, Fu=1861.58 MPa
A615Gr60	Rebar	199947.98	0.3	76.9729	Fy=413.69 MPa, Fu=620.53 MPa
CONC00	Concrete	25267.13	0.2	0	Fc=28 MPa
CONC21	Concrete	21538	0.2	23.56	Fc=21 MPa
RMAT	Rebar	199947.98	0.3	76.9729	Fy=420 MPa, Fu=630 MPa

2.2 Frame Sections

Table 2.2 - Frame Sections - Summary

Name	Material	Shape
C40X40	CONC21	Concrete Rectangular
V30X50	CONC21	Concrete Rectangular
VB20X50	CONC21	Concrete Rectangular

2.3 Shell Sections

Table 2.3 - Shell Sections - Summary

Name	Design Type	Element Type	Material	Total Thickness mm
CUB	Slab	Membrane		5
LOSA	Slab	Membrane		5

2.4 Reinforcement Sizes

Table 2.4 - Reinforcing Bar Sizes

Name	Diameter mm	Area cm²
#2	6.4	0.3226
#3	9.5	1
#5	15.9	2
#6	19.1	3
#8	25.4	5
#9	28.7	6
15M	16	2

2.5 Tendon Sections

Table 2.5 - Tendon Section Properties

Name	Material	StrandArea cm²	Color
Tendon1	A416Gr270	1	Yellow

3 Assignments

This chapter provides a listing of the assignments applied to the model.

3.1 Joint Assignments

Table 3.1 - Joint Assignments - Summary

Story	Label	Unique Name	Diaphragm	Restraints
N1	1	2	D1	
N1	2	14	Disconnected	
N1	3	6	D1	
N1	4	17	Disconnected	
N1	5	10	D1	
N1	6	20	Disconnected	
N1	10	25	D1	
N1	8	27	D1	
N1	9	26	D1	
Base	1	13	Disconnected	UX; UY; UZ; RX; RY; RZ
Base	2	15	Disconnected	UX; UY; UZ; RX; RY; RZ
Base	3	16	Disconnected	UX; UY; UZ; RX; RY; RZ
Base	4	18	Disconnected	UX; UY; UZ; RX; RY; RZ
Base	5	19	Disconnected	UX; UY; UZ; RX; RY; RZ
Base	6	21	Disconnected	UX; UY; UZ; RX; RY; RZ

3.2 Frame Assignments

Table 3.2 - Frame Assignments - Summary

Story	Label	Unique Name	Design Type	Length mm	Analysis Section	Design Section	Min Number Stations
N1	C1	7	Column	3250	C40X40	C40X40	11
N1	C2	8	Column	3250	C40X40	C40X40	11
N1	C3	9	Column	3250	C40X40	C40X40	11
N1	C4	10	Column	3250	C40X40	C40X40	11
N1	C5	11	Column	3250	C40X40	C40X40	11
N1	C6	12	Column	3250	C40X40	C40X40	11
N1	B1	13	Beam	8200	V30X50	V30X50	11
N1	B2	14	Beam	8200	V30X50	V30X50	11
N1	B3	15	Beam	8200	V30X50	V30X50	11
N1	B4	16	Beam	8200	V30X50	V30X50	11
N1	B5	17	Beam	8200	V30X50	V30X50	11
N1	B6	18	Beam	8200	V30X50	V30X50	11
N1	B7	19	Beam	8200	V30X50	V30X50	11
N1	B8	2	Beam	2400	V30X50	V30X50	11
N1	B14	6	Beam	2400	V30X50	V30X50	11
N1	B15	22	Beam	8200	VB20X50	VB20X50	11
N1	B16	23	Beam	8200	VB20X50	VB20X50	11
N1	B17	4	Beam	2400	V30X50	V30X50	11

3.3 Shell Assignments

Table 3.3 - Shell Assignments - Summary

Story	Label	Unique Name	Section	Axis Angle deg
N1	F2	2	CUB	
N1	F3	1	LOSA	90

4 Loads

This chapter provides loading information as applied to the model.

4.1 Load Patterns

Table 4.1 - Load Patterns

Name	Type	Self Weight Multiplier	Auto Load
D	Dead	1	
L	Live	0	
LR	Live	0	
W	Wind	0	None
G	Snow	0	

4.2 Applied Loads

4.2.1 Line Loads

Table 4.2 - Frame Loads - Distributed (Part 1 of 2)

Story	Label	Unique Name	Design Type	Load Pattern	LoadType	Direction	Relative Distance Start	Relative Distance End	Absolute Distance Start mm	Absolute Distance End mm
N1	B1	13	Beam	D	Force	Gravity	0	1	0	8200
N1	B2	14	Beam	D	Force	Gravity	0	1	0	8200
N1	B3	15	Beam	D	Force	Gravity	0	1	0	8200
N1	B4	16	Beam	D	Force	Gravity	0	1	0	8200
N1	B5	17	Beam	D	Force	Gravity	0	1	0	8200
N1	B15	22	Beam	D	Force	Gravity	0	1	0	8200
N1	B16	23	Beam	D	Force	Gravity	0	1	0	8200

Table 4.2 - Frame Loads - Distributed (Part 2 of 2)

Story	Label	Unique Name	Force at Start kN/m	Force at End kN/m
N1	B1	13	4.4	0
N1	B2	14	4.4	0
N1	B3	15	4.4	0
N1	B4	16	4.4	4.4
N1	B5	17	4.4	4.4
N1	B15	22	1.55	1.55
N1	B16	23	1.55	1.55

4.2.2 Area Loads

Table 4.3 - Shell Loads - Uniform

Story	Label	Unique Name	Load Pattern	Direction	Load kN/m²
N1	F2	2	D	Gravity	0.64
N1	F3	1	D	Gravity	4.3
N1	F3	1	L	Gravity	2
N1	F2	2	LR	Gravity	0.5
N1	F2	2	G	Gravity	1
N1	F3	1	G	Gravity	1

4.3 Functions

4.3.1 Response Spectrum Functions

Table 4.4 - Response Spectrum Function - User

Name	Period sec	Acceleration	Damping %
Umbral	0	0.08	2
Umbral	0.01	0.086	
Umbral	0.02	0.093	
Umbral	0.03	0.099	
Umbral	0.04	0.106	
Umbral	0.05	0.112	
Umbral	0.06	0.118	
Umbral	0.07	0.125	
Umbral	0.08	0.131	
Umbral	0.09	0.138	
Umbral	0.1	0.144	
Umbral	0.11	0.15	
Umbral	0.12	0.157	
Umbral	0.13	0.163	
Umbral	0.14	0.17	
Umbral	0.15	0.176	
Umbral	0.16	0.182	
Umbral	0.17	0.189	
Umbral	0.18	0.195	
Umbral	0.19	0.202	
Umbral	0.2	0.208	
Umbral	0.21	0.214	
Umbral	0.22	0.221	
Umbral	0.23	0.227	
Umbral	0.24	0.234	
Umbral	0.25	0.24	
Umbral	0.26	0.24	
Umbral	0.27	0.24	
Umbral	0.28	0.24	
Umbral	0.29	0.24	
Umbral	0.3	0.24	
Umbral	0.31	0.24	
Umbral	0.32	0.24	
Umbral	0.33	0.24	
Umbral	0.34	0.24	
Umbral	0.35	0.24	
Umbral	0.36	0.24	
Umbral	0.37	0.24	
Umbral	0.38	0.24	
Umbral	0.39	0.24	
Umbral	0.4	0.24	
Umbral	0.41	0.24	
Umbral	0.42	0.24	
Umbral	0.43	0.24	
Umbral	0.44	0.24	
Umbral	0.45	0.24	
Umbral	0.46	0.24	
Umbral	0.47	0.24	
Umbral	0.48	0.24	
Umbral	0.49	0.24	
Umbral	0.5	0.24	
Umbral	0.51	0.24	
Umbral	0.52	0.24	
Umbral	0.53	0.24	
Umbral	0.54	0.24	
Umbral	0.55	0.24	
Umbral	0.56	0.24	
Umbral	0.57	0.24	
Umbral	0.58	0.24	
Umbral	0.59	0.24	

Name	Period sec	Acceleration	Damping %
Umbral	0.6	0.24	
Umbral	0.61	0.24	
Umbral	0.62	0.24	
Umbral	0.63	0.24	
Umbral	0.64	0.24	
Umbral	0.65	0.24	
Umbral	0.66	0.24	
Umbral	0.67	0.24	
Umbral	0.68	0.24	
Umbral	0.69	0.24	
Umbral	0.7	0.24	
Umbral	0.71	0.24	
Umbral	0.72	0.24	
Umbral	0.73	0.24	
Umbral	0.74	0.24	
Umbral	0.75	0.24	
Umbral	0.76	0.24	
Umbral	0.77	0.24	
Umbral	0.78	0.24	
Umbral	0.79	0.24	
Umbral	0.8	0.24	
Umbral	0.81	0.24	
Umbral	0.82	0.24	
Umbral	0.83	0.24	
Umbral	0.84	0.24	
Umbral	0.85	0.24	
Umbral	0.86	0.24	
Umbral	0.87	0.24	
Umbral	0.88	0.24	
Umbral	0.89	0.24	
Umbral	0.9	0.24	
Umbral	0.91	0.24	
Umbral	0.92	0.24	
Umbral	0.93	0.24	
Umbral	0.94	0.24	
Umbral	0.95	0.24	
Umbral	0.96	0.24	
Umbral	0.97	0.24	
Umbral	0.98	0.24	
Umbral	0.99	0.24	
Umbral	1	0.24	
Umbral	1.01	0.24	
Umbral	1.02	0.24	
Umbral	1.03	0.24	
Umbral	1.04	0.24	
Umbral	1.05	0.24	
Umbral	1.06	0.24	
Umbral	1.07	0.24	
Umbral	1.08	0.24	
Umbral	1.09	0.24	
Umbral	1.1	0.24	
Umbral	1.11	0.24	
Umbral	1.12	0.24	
Umbral	1.13	0.24	
Umbral	1.14	0.24	
Umbral	1.15	0.24	
Umbral	1.16	0.24	
Umbral	1.17	0.24	
Umbral	1.18	0.24	
Umbral	1.19	0.24	

Name	Period sec	Acceleration	Damping %
Umbral	1.2	0.24	
Umbral	1.21	0.24	
Umbral	1.22	0.24	
Umbral	1.23	0.24	
Umbral	1.24	0.24	
Umbral	1.25	0.24	
Umbral	1.26	0.24	
Umbral	1.27	0.24	
Umbral	1.28	0.24	
Umbral	1.29	0.24	
Umbral	1.3	0.24	
Umbral	1.31	0.24	
Umbral	1.32	0.24	
Umbral	1.33	0.24	
Umbral	1.34	0.24	
Umbral	1.35	0.24	
Umbral	1.36	0.24	
Umbral	1.37	0.24	
Umbral	1.38	0.24	
Umbral	1.39	0.24	
Umbral	1.4	0.24	
Umbral	1.41	0.24	
Umbral	1.42	0.24	
Umbral	1.43	0.24	
Umbral	1.44	0.24	
Umbral	1.45	0.24	
Umbral	1.46	0.24	
Umbral	1.47	0.24	
Umbral	1.48	0.24	
Umbral	1.49	0.24	
Umbral	1.5	0.24	
Umbral	1.51	0.24	
Umbral	1.52	0.24	
Umbral	1.53	0.24	
Umbral	1.54	0.24	
Umbral	1.55	0.24	
Umbral	1.56	0.24	
Umbral	1.57	0.24	
Umbral	1.58	0.24	
Umbral	1.59	0.24	
Umbral	1.6	0.24	
Umbral	1.61	0.24	
Umbral	1.62	0.24	
Umbral	1.63	0.24	
Umbral	1.64	0.24	
Umbral	1.65	0.24	
Umbral	1.66	0.24	
Umbral	1.67	0.24	
Umbral	1.68	0.24	
Umbral	1.69	0.24	
Umbral	1.7	0.24	
Umbral	1.71	0.24	
Umbral	1.72	0.24	
Umbral	1.73	0.24	
Umbral	1.74	0.24	
Umbral	1.75	0.24	
Umbral	1.76	0.24	
Umbral	1.77	0.24	
Umbral	1.78	0.24	
Umbral	1.79	0.24	

Name	Period sec	Acceleration	Damping %
Umbral	1.8	0.24	
Umbral	1.81	0.24	
Umbral	1.82	0.24	
Umbral	1.83	0.24	
Umbral	1.84	0.24	
Umbral	1.85	0.24	
Umbral	1.86	0.24	
Umbral	1.87	0.24	
Umbral	1.88	0.24	
Umbral	1.89	0.24	
Umbral	1.9	0.24	
Umbral	1.91	0.24	
Umbral	1.92	0.24	
Umbral	1.93	0.24	
Umbral	1.94	0.24	
Umbral	1.95	0.24	
Umbral	1.96	0.24	
Umbral	1.97	0.24	
Umbral	1.98	0.24	
Umbral	1.99	0.24	
Umbral	2	0.24	
Umbral	2.01	0.239	
Umbral	2.02	0.238	
Umbral	2.03	0.236	
Umbral	2.04	0.235	
Umbral	2.05	0.234	
Umbral	2.06	0.233	
Umbral	2.07	0.232	
Umbral	2.08	0.231	
Umbral	2.09	0.23	
Umbral	2.1	0.229	
Umbral	2.11	0.227	
Umbral	2.12	0.226	
Umbral	2.13	0.225	
Umbral	2.14	0.224	
Umbral	2.15	0.223	
Umbral	2.16	0.222	
Umbral	2.17	0.221	
Umbral	2.18	0.22	
Umbral	2.19	0.219	
Umbral	2.2	0.218	
Umbral	2.21	0.217	
Umbral	2.22	0.216	
Umbral	2.23	0.215	
Umbral	2.24	0.214	
Umbral	2.25	0.213	
Umbral	2.26	0.212	
Umbral	2.27	0.211	
Umbral	2.28	0.211	
Umbral	2.29	0.21	
Umbral	2.3	0.209	
Umbral	2.31	0.208	
Umbral	2.32	0.207	
Umbral	2.33	0.206	
Umbral	2.34	0.205	
Umbral	2.35	0.204	
Umbral	2.36	0.203	
Umbral	2.37	0.203	
Umbral	2.38	0.202	
Umbral	2.39	0.201	

Name	Period sec	Acceleration	Damping %
Umbral	2.4	0.2	
Umbral	2.41	0.199	
Umbral	2.42	0.198	
Umbral	2.43	0.198	
Umbral	2.44	0.197	
Umbral	2.45	0.196	
Umbral	2.46	0.195	
Umbral	2.47	0.194	
Umbral	2.48	0.194	
Umbral	2.49	0.193	
Umbral	2.5	0.192	
Umbral	2.51	0.191	
Umbral	2.52	0.19	
Umbral	2.53	0.19	
Umbral	2.54	0.189	
Umbral	2.55	0.188	
Umbral	2.56	0.188	
Umbral	2.57	0.187	
Umbral	2.58	0.186	
Umbral	2.59	0.185	
Umbral	2.6	0.185	
Umbral	2.61	0.184	
Umbral	2.62	0.183	
Umbral	2.63	0.183	
Umbral	2.64	0.182	
Umbral	2.65	0.181	
Umbral	2.66	0.18	
Umbral	2.67	0.18	
Umbral	2.68	0.179	
Umbral	2.69	0.178	
Umbral	2.7	0.178	
Umbral	2.71	0.177	
Umbral	2.72	0.176	
Umbral	2.73	0.176	
Umbral	2.74	0.175	
Umbral	2.75	0.175	
Umbral	2.76	0.174	
Umbral	2.77	0.173	
Umbral	2.78	0.173	
Umbral	2.79	0.172	
Umbral	2.8	0.171	
Umbral	2.81	0.171	
Umbral	2.82	0.17	
Umbral	2.83	0.17	
Umbral	2.84	0.169	
Umbral	2.85	0.168	
Umbral	2.86	0.168	
Umbral	2.87	0.167	
Umbral	2.88	0.167	
Umbral	2.89	0.166	
Umbral	2.9	0.166	
Umbral	2.91	0.165	
Umbral	2.92	0.164	
Umbral	2.93	0.164	
Umbral	2.94	0.163	
Umbral	2.95	0.163	
Umbral	2.96	0.162	
Umbral	2.97	0.162	
Umbral	2.98	0.161	
Umbral	2.99	0.161	

Name	Period sec	Acceleration	Damping %
Umbral	3	0.16	
Umbral	3.01	0.159	
Umbral	3.02	0.159	
Umbral	3.03	0.158	
Umbral	3.04	0.158	
Umbral	3.05	0.157	
Umbral	3.06	0.157	
Umbral	3.07	0.156	
Umbral	3.08	0.156	
Umbral	3.09	0.155	
Umbral	3.1	0.155	
Umbral	3.11	0.154	
Umbral	3.12	0.154	
Umbral	3.13	0.153	
Umbral	3.14	0.153	
Umbral	3.15	0.152	
Umbral	3.16	0.152	
Umbral	3.17	0.151	
Umbral	3.18	0.151	
Umbral	3.19	0.15	
Umbral	3.2	0.15	
Umbral	3.21	0.15	
Umbral	3.22	0.149	
Umbral	3.23	0.149	
Umbral	3.24	0.148	
Umbral	3.25	0.148	
Umbral	3.26	0.147	
Umbral	3.27	0.147	
Umbral	3.28	0.146	
Umbral	3.29	0.146	
Umbral	3.3	0.145	
Umbral	3.31	0.145	
Umbral	3.32	0.145	
Umbral	3.33	0.144	
Umbral	3.34	0.144	
Umbral	3.35	0.143	
Umbral	3.36	0.143	
Umbral	3.37	0.142	
Umbral	3.38	0.142	
Umbral	3.39	0.142	
Umbral	3.4	0.141	
Umbral	3.41	0.141	
Umbral	3.42	0.14	
Umbral	3.43	0.14	
Umbral	3.44	0.14	
Umbral	3.45	0.139	
Umbral	3.46	0.139	
Umbral	3.47	0.138	
Umbral	3.48	0.138	
Umbral	3.49	0.138	
Umbral	3.5	0.137	
Umbral	3.51	0.137	
Umbral	3.52	0.136	
Umbral	3.53	0.136	
Umbral	3.54	0.136	
Umbral	3.55	0.135	
Umbral	3.56	0.135	
Umbral	3.57	0.134	
Umbral	3.58	0.134	
Umbral	3.59	0.134	

Name	Period sec	Acceleration	Damping %
Umbral	3.6	0.133	
Umbral	3.61	0.133	
Umbral	3.62	0.133	
Umbral	3.63	0.132	
Umbral	3.64	0.132	
Umbral	3.65	0.132	
Umbral	3.66	0.131	
Umbral	3.67	0.131	
Umbral	3.68	0.13	
Umbral	3.69	0.13	
Umbral	3.7	0.13	
Umbral	3.71	0.129	
Umbral	3.72	0.129	
Umbral	3.73	0.129	
Umbral	3.74	0.128	
Umbral	3.75	0.128	
Umbral	3.76	0.128	
Umbral	3.77	0.127	
Umbral	3.78	0.127	
Umbral	3.79	0.127	
Umbral	3.8	0.126	
Umbral	3.81	0.126	
Umbral	3.82	0.126	
Umbral	3.83	0.125	
Umbral	3.84	0.125	
Umbral	3.85	0.125	
Umbral	3.86	0.124	
Umbral	3.87	0.124	
Umbral	3.88	0.124	
Umbral	3.89	0.123	
Umbral	3.9	0.123	
Umbral	3.91	0.123	
Umbral	3.92	0.122	
Umbral	3.93	0.122	
Umbral	3.94	0.122	
Umbral	3.95	0.122	
Umbral	3.96	0.121	
Umbral	3.97	0.121	
Umbral	3.98	0.121	
Umbral	3.99	0.12	
Umbral	4	0.12	
Umbral	4.01	0.12	
Umbral	4.02	0.119	
Umbral	4.03	0.119	
Umbral	4.04	0.119	
Umbral	4.05	0.119	
Umbral	4.06	0.118	
Umbral	4.07	0.118	
Umbral	4.08	0.118	
Umbral	4.09	0.117	
Umbral	4.1	0.117	
Umbral	4.11	0.117	
Umbral	4.12	0.117	
Umbral	4.13	0.116	
Umbral	4.14	0.116	
Umbral	4.15	0.116	
Umbral	4.16	0.115	
Umbral	4.17	0.115	
Umbral	4.18	0.115	
Umbral	4.19	0.115	

Name	Period sec	Acceleration	Damping %
Umbral	4.2	0.114	
Umbral	4.21	0.114	
Umbral	4.22	0.114	
Umbral	4.23	0.113	
Umbral	4.24	0.113	
Umbral	4.25	0.113	
Umbral	4.26	0.113	
Umbral	4.27	0.112	
Umbral	4.28	0.112	
Umbral	4.29	0.112	
Umbral	4.3	0.112	
Umbral	4.31	0.111	
Umbral	4.32	0.111	
Umbral	4.33	0.111	
Umbral	4.34	0.111	
Umbral	4.35	0.11	
Umbral	4.36	0.11	
Umbral	4.37	0.11	
Umbral	4.38	0.11	
Umbral	4.39	0.109	
Umbral	4.4	0.109	
Umbral	4.41	0.109	
Umbral	4.42	0.109	
Umbral	4.43	0.108	
Umbral	4.44	0.108	
Umbral	4.45	0.108	
Umbral	4.46	0.108	
Umbral	4.47	0.107	
Umbral	4.48	0.107	
Umbral	4.49	0.107	
Umbral	4.5	0.107	
Umbral	4.51	0.106	
Umbral	4.52	0.106	
Umbral	4.53	0.106	
Umbral	4.54	0.106	
Umbral	4.55	0.105	
Umbral	4.56	0.105	
Umbral	4.57	0.105	
Umbral	4.58	0.105	
Umbral	4.59	0.105	
Umbral	4.6	0.104	
Umbral	4.61	0.104	
Umbral	4.62	0.104	
Umbral	4.63	0.104	
Umbral	4.64	0.103	
Umbral	4.65	0.103	
Umbral	4.66	0.103	
Umbral	4.67	0.103	
Umbral	4.68	0.103	
Umbral	4.69	0.102	
Umbral	4.7	0.102	
Umbral	4.71	0.102	
Umbral	4.72	0.102	
Umbral	4.73	0.101	
Umbral	4.74	0.101	
Umbral	4.75	0.101	
Umbral	4.76	0.101	
Umbral	4.77	0.101	
Umbral	4.78	0.1	
Umbral	4.79	0.1	

Name	Period sec	Acceleration	Damping %
Umbral	4.8	0.1	
Umbral	4.81	0.1	
Umbral	4.82	0.1	
Umbral	4.83	0.099	
Umbral	4.84	0.099	
Umbral	4.85	0.099	
Umbral	4.86	0.099	
Umbral	4.87	0.099	
Umbral	4.88	0.098	
Umbral	4.89	0.098	
Umbral	4.9	0.098	
Umbral	4.91	0.098	
Umbral	4.92	0.098	
Umbral	4.93	0.097	
Umbral	4.94	0.097	
Umbral	4.95	0.097	
Umbral	4.96	0.097	
Umbral	4.97	0.097	
Umbral	4.98	0.096	
Umbral	4.99	0.096	
Umbral	5	0.096	
Umbral	5.01	0.096	
Umbral	5.02	0.096	
Umbral	5.03	0.095	
Umbral	5.04	0.095	
Umbral	5.05	0.095	
Umbral	5.06	0.095	
Umbral	5.07	0.095	
Umbral	5.08	0.094	
Umbral	5.09	0.094	
Umbral	5.1	0.094	
Umbral	5.11	0.094	
Umbral	5.12	0.094	
Umbral	5.13	0.094	
Umbral	5.14	0.093	
Umbral	5.15	0.093	
Umbral	5.16	0.093	
Umbral	5.17	0.093	
Umbral	5.18	0.093	
Umbral	5.19	0.092	
Umbral	5.2	0.092	
Umbral	5.21	0.092	
Umbral	5.22	0.092	
Umbral	5.23	0.092	
Umbral	5.24	0.092	
Umbral	5.25	0.091	
Umbral	5.26	0.091	
Umbral	5.27	0.091	
Umbral	5.28	0.091	
Umbral	5.29	0.091	
Umbral	5.3	0.091	
Umbral	5.31	0.09	
Umbral	5.32	0.09	
Umbral	5.33	0.09	
Umbral	5.34	0.09	
Umbral	5.35	0.09	
Umbral	5.36	0.09	
Umbral	5.37	0.089	
Umbral	5.38	0.089	
Umbral	5.39	0.089	

Name	Period sec	Acceleration	Damping %
Umbral	5.4	0.089	
Umbral	5.41	0.089	
Umbral	5.42	0.089	
Umbral	5.43	0.088	
Umbral	5.44	0.088	
Umbral	5.45	0.088	
Umbral	5.46	0.088	
Umbral	5.47	0.088	
Umbral	5.48	0.088	
Umbral	5.49	0.087	
Umbral	5.5	0.087	
Umbral	5.51	0.087	
Umbral	5.52	0.087	
Umbral	5.53	0.087	
Umbral	5.54	0.087	
Umbral	5.55	0.086	
Umbral	5.56	0.086	
Umbral	5.57	0.086	
Umbral	5.58	0.086	
Umbral	5.59	0.086	
Umbral	5.6	0.086	
Umbral	5.61	0.086	
Umbral	5.62	0.085	
Umbral	5.63	0.085	
Umbral	5.64	0.085	
Umbral	5.65	0.085	
Umbral	5.66	0.085	
Umbral	5.67	0.085	
Umbral	5.68	0.085	
Umbral	5.69	0.084	
Umbral	5.7	0.084	
Umbral	5.71	0.084	
Umbral	5.72	0.084	
Umbral	5.73	0.084	
Umbral	5.74	0.084	
Umbral	5.75	0.083	
Umbral	5.76	0.083	
Umbral	5.77	0.083	
Umbral	5.78	0.083	
Umbral	5.79	0.083	
Umbral	5.8	0.083	
Umbral	5.81	0.083	
Umbral	5.82	0.082	
Umbral	5.83	0.082	
Umbral	5.84	0.082	
Umbral	5.85	0.082	
Umbral	5.86	0.082	
Umbral	5.87	0.082	
Umbral	5.88	0.082	
Umbral	5.89	0.081	
Umbral	5.9	0.081	
Umbral	5.91	0.081	
Umbral	5.92	0.081	
Umbral	5.93	0.081	
Umbral	5.94	0.081	
Umbral	5.95	0.081	
Umbral	5.96	0.081	
Umbral	5.97	0.08	
Umbral	5.98	0.08	
Umbral	5.99	0.08	

Name	Period sec	Acceleration	Damping %
Umbral	6	0.08	
Umbral	6.01	0.08	
Umbral	6.02	0.08	
Umbral	6.03	0.08	
Umbral	6.04	0.079	
Umbral	6.05	0.079	
Umbral	6.06	0.079	
Umbral	6.07	0.079	
Umbral	6.08	0.079	
Umbral	6.09	0.079	
Umbral	6.1	0.079	
Umbral	6.11	0.079	
Umbral	6.12	0.078	
Umbral	6.13	0.078	
Umbral	6.14	0.078	
Umbral	6.15	0.078	
Umbral	6.16	0.078	
Umbral	6.17	0.078	
Umbral	6.18	0.078	
Umbral	6.19	0.078	
Umbral	6.2	0.077	
Umbral	6.21	0.077	
Umbral	6.22	0.077	
Umbral	6.23	0.077	
Umbral	6.24	0.077	
Umbral	6.25	0.077	
Umbral	6.26	0.077	
Umbral	6.27	0.077	
Umbral	6.28	0.076	
Umbral	6.29	0.076	
Umbral	6.3	0.076	
Umbral	6.31	0.076	
Umbral	6.32	0.076	
Umbral	6.33	0.076	
Umbral	6.34	0.076	
Umbral	6.35	0.076	
Umbral	6.36	0.075	
Umbral	6.37	0.075	
Umbral	6.38	0.075	
Umbral	6.39	0.075	
Umbral	6.4	0.075	
Umbral	6.41	0.075	
Umbral	6.42	0.075	
Umbral	6.43	0.075	
Umbral	6.44	0.075	
Umbral	6.45	0.074	
Umbral	6.46	0.074	
Umbral	6.47	0.074	
Umbral	6.48	0.074	
Umbral	6.49	0.074	
Umbral	6.5	0.074	
Umbral	6.51	0.074	
Umbral	6.52	0.074	
Umbral	6.53	0.074	
Umbral	6.54	0.073	
Umbral	6.55	0.073	
Umbral	6.56	0.073	
Umbral	6.57	0.073	
Umbral	6.58	0.073	
Umbral	6.59	0.073	

Name	Period sec	Acceleration	Damping %
Umbral	6.6	0.073	
Umbral	6.61	0.073	
Umbral	6.62	0.073	
Umbral	6.63	0.072	
Umbral	6.64	0.072	
Umbral	6.65	0.072	
Umbral	6.66	0.072	
Umbral	6.67	0.072	
Umbral	6.68	0.072	
Umbral	6.69	0.072	
Umbral	6.7	0.072	
Umbral	6.71	0.072	
Umbral	6.72	0.071	
Umbral	6.73	0.071	
Umbral	6.74	0.071	
Umbral	6.75	0.071	
Umbral	6.76	0.071	
Umbral	6.77	0.071	
Umbral	6.78	0.071	
Umbral	6.79	0.071	
Umbral	6.8	0.071	
Umbral	6.81	0.07	
Umbral	6.82	0.07	
Umbral	6.83	0.07	
Umbral	6.84	0.07	
Umbral	6.85	0.07	
Umbral	6.86	0.07	
Umbral	6.87	0.07	
Umbral	6.88	0.07	
Umbral	6.89	0.07	
Umbral	6.9	0.07	
Umbral	6.91	0.069	
Umbral	6.92	0.069	
Umbral	6.93	0.069	
Umbral	6.94	0.069	
Umbral	6.95	0.069	
Umbral	6.96	0.069	
Umbral	6.97	0.069	
Umbral	6.98	0.069	
Umbral	6.99	0.069	
Umbral	7	0.069	
Umbral	7.01	0.068	
Umbral	7.02	0.068	
Umbral	7.03	0.068	
Umbral	7.04	0.068	
Umbral	7.05	0.068	
Umbral	7.06	0.068	
Umbral	7.07	0.068	
Umbral	7.08	0.068	
Umbral	7.09	0.068	
Umbral	7.1	0.068	
Umbral	7.11	0.068	
Umbral	7.12	0.067	
Umbral	7.13	0.067	
Umbral	7.14	0.067	
Umbral	7.15	0.067	
Umbral	7.16	0.067	
Umbral	7.17	0.067	
Umbral	7.18	0.067	
Umbral	7.19	0.067	

Name	Period sec	Acceleration	Damping %
Umbral	7.2	0.067	
Umbral	7.21	0.067	
Umbral	7.22	0.066	
Umbral	7.23	0.066	
Umbral	7.24	0.066	
Umbral	7.25	0.066	
Umbral	7.26	0.066	
Umbral	7.27	0.066	
Umbral	7.28	0.066	
Umbral	7.29	0.066	
Umbral	7.3	0.066	
Umbral	7.31	0.066	
Umbral	7.32	0.066	
Umbral	7.33	0.065	
Umbral	7.34	0.065	
Umbral	7.35	0.065	
Umbral	7.36	0.065	
Umbral	7.37	0.065	
Umbral	7.38	0.065	
Umbral	7.39	0.065	
Umbral	7.4	0.065	
Umbral	7.41	0.065	
Umbral	7.42	0.065	
Umbral	7.43	0.065	
Umbral	7.44	0.065	
Umbral	7.45	0.064	
Umbral	7.46	0.064	
Umbral	7.47	0.064	
Umbral	7.48	0.064	
Umbral	7.49	0.064	
Umbral	7.5	0.064	

4.4 Load Cases

Table 4.5 - Load Cases - Summary

Name	Type
D	Linear Static
L	Linear Static
LR	Linear Static
EX	Response Spectrum
EY	Response Spectrum
DISX	Response Spectrum
DISY	Response Spectrum
W	Linear Static
G	Linear Static
DERUX	Response Spectrum
DERUY	Response Spectrum

4.5 Load Combinations

Table 4.6 - Load Combinations

Name	Load Case/Combo	Scale Factor	Type	Auto
COMB1	D	1.4	Linear Add	No
COMB2	D	1.2	Linear Add	No
COMB2	L	1.6		No
COMB2	LR	0.5		No
COMB3	D	1.2	Linear Add	No
COMB3	L	1		No
COMB3	LR	1.6		No

Name	Load Case/Combo	Scale Factor	Type	Auto
COMB4	D	1.2	Linear Add	No
COMB4	L	1		No
COMB4	LR	0.5		No
COMB5	D	1.2	Linear Add	No
COMB5	L	1		No
COMB5	DISX	1		No
COMB5	DISY	0.3		No
COMB6	D	1.2	Linear Add	No
COMB6	L	1		No
COMB6	DISY	1		No
COMB6	DISX	0.3		No
COMB7	D	0.9	Linear Add	No
COMB7	DISY	1		No
COMB7	DISX	0.3		No
COMB8	D	0.9	Linear Add	No
COMB8	DISY	0.3		No
COMB8	DISX	1		No
ENVE	COMB1	1	Envelope	No
ENVE	COMB2	1		No
ENVE	COMB3	1		No
ENVE	COMB4	1		No
ENVE	COMB5	1		No
ENVE	COMB6	1		No
ENVE	COMB7	1		No
ENVE	COMB8	1		No
CIM01	D	1	Linear Add	No
CIM02	D	1	Linear Add	No
CIM02	L	1		No
CIM03	D	1	Linear Add	No
CIM03	LR	1		No
CIM04	D	1	Linear Add	No
CIM04	L	0.75		No
CIM04	LR	0.75		No
CIM05	D	1	Linear Add	No
CIM05	DISX	0.7		No
CIM05	DISY	0.21		No
CIM06	D	1	Linear Add	No
CIM06	DISX	0.21		No
CIM06	DISY	0.7		No
CIM07	D	1	Linear Add	No
CIM07	DISX	0.53		No
CIM07	DISY	0.16		No
CIM07	L	0.75		No
CIM07	LR	0.75		No
CIM08	D	1	Linear Add	No
CIM08	DISX	0.16		No
CIM08	DISY	0.53		No
CIM08	L	0.75		No
CIM08	LR	0.75		No
DER01	D	1.4	Linear Add	No
DER02	D	1.2	Linear Add	No
DER02	L	1.6		No
DER02	LR	0.5		No
DER03	D	1.2	Linear Add	No
DER03	L	1		No
DER03	LR	1.6		No
DER04	D	1.2	Linear Add	No
DER04	L	1		No
DER04	LR	0.5		No
DER05	D	1.2	Linear Add	No

Name	Load Case/Combo	Scale Factor	Type	Auto
DER05	L	1		No
DER05	EX	1		No
DER06	D	1.2	Linear Add	No
DER06	L	1		No
DER06	EY	1		No
DER07	D	0.9	Linear Add	No
DER07	EX	1		No
DER08	D	0.9	Linear Add	No
DER08	EY	1		No
DERUD01	D	1.4	Linear Add	No
DERUD02	D	1.2	Linear Add	No
DERUD02	L	1.6		No
DERUD02	LR	0.5		No
DERUD03	D	1.2	Linear Add	No
DERUD03	L	1		No
DERUD03	LR	1.6		No
DERUD04	D	1.2	Linear Add	No
DERUD04	L	1		No
DERUD04	LR	0.5		No
DERUD05	D	1.2	Linear Add	No
DERUD05	L	1		No
DERUD05	DERUX	1		No
DERUD06	D	1.2	Linear Add	No
DERUD06	L	1		No
DERUD06	DERUY	1		No
DERUD07	D	0.9	Linear Add	No
DERUD07	DERUX	1		No
DERUD08	D	0.9	Linear Add	No
DERUD08	DERUY	1		No
VIG01	D	1.2	Linear Add	No
VIG01	L	1		No
VIG01	DISX	2		No
VIG01	DISY	0.6		No
VIG02	D	1.2	Linear Add	No
VIG02	L	1		No
VIG02	DISX	0.6		No
VIG02	DISY	2		No
VIG03	D	0.9	Linear Add	No
VIG03	DISX	2		No
VIG03	DISY	0.6		No
VIG04	D	0.9	Linear Add	No
VIG04	DISX	0.6		No
VIG04	DISY	2		No
COL1	D	1.2	Linear Add	No
COL1	L	1		No
COL1	DISX	3		No
COL1	DISY	0.9		No
COL2	D	1.2	Linear Add	No
COL2	L	1		No
COL2	DISX	0.9		No
COL2	DISY	3		No
COL3	D	0.9	Linear Add	No
COL3	DISX	3		No
COL3	DISY	0.9		No
COL4	D	0.9	Linear Add	No
COL4	DISX	0.9		No
COL4	DISY	3		No
CIM09	D	0.6	Linear Add	No
CIM09	DISX	0.7		No
CIM09	DISY	0.21		No

Name	Load Case/Combo	Scale Factor	Type	Auto
CIM10	D	0.6	Linear Add	No
CIM10	DISX	0.21		No
CIM10	DISY	0.7		No
CIM11	D	1	Linear Add	No
CIM11	G	1		No
CIM12	D	1	Linear Add	No
CIM12	L	0.75		No
CIM12	G	0.75		No
CIM13	D	1	Linear Add	No
CIM13	L	0.75		No
CIM13	G	0.75		No
CIM13	DISX	0.53		No
CIM13	DISY	0.16		No
CIM14	D	1	Linear Add	No
CIM14	L	0.75		No
CIM14	G	0.75		No
CIM14	DISX	0.16		No
CIM14	DISY	0.53		No
CIM15	D	0.6	Linear Add	No
COMB9	D	1.2	Linear Add	No
COMB9	L	1.6		No
COMB9	G	0.5		No
DER09	D	1.2	Linear Add	No
DER09	L	1.6		No
DER09	G	0.5		No
DERUD09	D	1.2	Linear Add	No
DERUD09	L	1.6		No
DERUD09	G	0.5		No
DERUD10	D	1.2	Linear Add	No
DERUD10	L	1		No
DERUD10	G	1.6		No
DER10	D	1.2	Linear Add	No
DER10	L	1		No
DER10	G	1.6		No
COMB10	D	1.2	Linear Add	No
COMB10	L	1		No
COMB10	G	1.6		No
COMB11	D	1.2	Linear Add	No
COMB11	L	1		No
COMB11	G	0.5		No
DER11	D	1.2	Linear Add	No
DER11	L	1		No
DER11	G	0.5		No
DERUD11	D	1.2	Linear Add	No
DERUD11	L	1		No
DERUD11	G	0.5		No

5 Analysis Results

This chapter provides analysis results.

5.1 Structure Results

Table 5.1 - Base Reactions

Load Case/Combo	FX kN	FY kN	FZ kN	MX kN-m	MY kN-m	MZ kN-m	X m	Y m	Z m
D	0	0	735.4416	1205.004	-6030.6211	0	0	0	0
L	0	0	78.72	-94.7548	-645.504	0	0	0	0
LR	0	0	67.24	275.6862	-551.368	0	0	0	0
EX Max	705.5937	0	0	0	2302.9675	3834.3918	0	0	0
EY Max	0	706.2802	0	2304.2814	0	5791.4973	0	0	0
DISX Max	220.498	0	0	0	719.6774	1198.2474	0	0	0
DISY Max	0	220.7125	0	720.0879	0	1809.8429	0	0	0
W	0	0	0	0	0	0	0	0	0
G	0	0	173.84	503.995	-1425.488	0	0	0	0
DERUX Max	108.0792	0	0	0	352.7931	523.4864	0	0	0
DERUY Max	0	133.1021	0	434.2537	0	1091.4376	0	0	0
COMB1	0	0	1029.6182	1687.0056	-8442.8696	0	0	0	0
COMB2	0	0	1042.1019	1432.2402	-8545.2357	0	0	0	0
COMB3	0	0	1068.8339	1792.3479	-8764.4381	0	0	0	0
COMB4	0	0	994.8699	1489.0931	-8157.9333	0	0	0	0
COMB5 Max	220.498	66.2138	961.2499	1567.2764	-7162.572	1741.2003	0	0	0
COMB5 Min	-220.498	-66.2138	961.2499	1135.2236	-8601.9267	-1741.2003	0	0	0
COMB6 Max	66.1494	220.7125	961.2499	2071.3379	-7666.3461	2169.3171	0	0	0
COMB6 Min	-66.1494	-220.7125	961.2499	631.162	-8098.1526	-2169.3171	0	0	0
COMB7 Max	66.1494	220.7125	661.8974	1804.5916	-5211.6558	2169.3171	0	0	0
COMB7 Min	-66.1494	-220.7125	661.8974	364.4157	-5643.4622	-2169.3171	0	0	0
COMB8 Max	220.498	66.2138	661.8974	1300.53	-4707.8817	1741.2003	0	0	0
COMB8 Min	-220.498	-66.2138	661.8974	868.4772	-6147.2364	-1741.2003	0	0	0
ENVE Max	220.498	220.7125	1068.8339	2071.3379	-4707.8817	2169.3171	0	0	0
ENVE Min	-220.498	-220.7125	661.8974	364.4157	-8764.4381	-2169.3171	0	0	0
CIM01	0	0	735.4416	1205.004	-6030.6211	0	0	0	0
CIM02	0	0	814.1616	1110.2492	-6676.1251	0	0	0	0
CIM03	0	0	802.6816	1480.6903	-6581.9891	0	0	0	0
CIM04	0	0	844.9116	1340.7026	-6928.2751	0	0	0	0
CIM05 Max	154.3486	46.3496	735.4416	1356.2225	-5526.847	1218.8402	0	0	0
CIM05 Min	-154.3486	-46.3496	735.4416	1053.7856	-6534.3953	-1218.8402	0	0	0
CIM06 Max	46.3046	154.4988	735.4416	1709.0656	-5879.4889	1518.522	0	0	0
CIM06 Min	-46.3046	-154.4988	735.4416	700.9425	-6181.7534	-1518.522	0	0	0
CIM07 Max	116.864	35.314	844.9116	1455.9166	-6546.8461	924.646	0	0	0
CIM07 Min	-116.864	-35.314	844.9116	1225.4885	-7309.7041	-924.646	0	0	0
CIM08 Max	35.2797	116.9777	844.9116	1722.3492	-6813.1267	1150.9363	0	0	0
CIM08 Min	-35.2797	-116.9777	844.9116	959.056	-7043.4235	-1150.9363	0	0	0
DER01	0	0	1029.6182	1687.0056	-8442.8696	0	0	0	0
DER02	0	0	1042.1019	1432.2402	-8545.2357	0	0	0	0
DER03	0	0	1068.8339	1792.3479	-8764.4381	0	0	0	0
DER04	0	0	994.8699	1489.0931	-8157.9333	0	0	0	0
DER05 Max	705.5937	0	961.2499	1351.25	-5579.2818	3834.3918	0	0	0
DER05 Min	-705.5937	0	961.2499	1351.25	-10185.2169	-3834.3918	0	0	0
DER06 Max	0	706.2802	961.2499	3655.5314	-7882.2493	5791.4973	0	0	0
DER06 Min	0	-706.2802	961.2499	-953.0314	-7882.2493	-5791.4973	0	0	0
DER07 Max	705.5937	0	661.8974	1084.5036	-3124.5915	3834.3918	0	0	0
DER07 Min	-705.5937	0	661.8974	1084.5036	-7730.5265	-3834.3918	0	0	0
DER08 Max	0	706.2802	661.8974	3388.785	-5427.559	5791.4973	0	0	0
DER08 Min	0	-706.2802	661.8974	-1219.7778	-5427.559	-5791.4973	0	0	0
DERUD01	0	0	1029.6182	1687.0056	-8442.8696	0	0	0	0
DERUD02	0	0	1042.1019	1432.2402	-8545.2357	0	0	0	0
DERUD03	0	0	1068.8339	1792.3479	-8764.4381	0	0	0	0
DERUD04	0	0	994.8699	1489.0931	-8157.9333	0	0	0	0
DERUD05 Max	108.0792	0	961.2499	1351.25	-7529.4563	523.4864	0	0	0

Load Case/Combo	FX kN	FY kN	FZ kN	MX kN-m	MY kN-m	MZ kN-m	X m	Y m	Z m
DERUD05 Min	-108.0792	0	961.2499	1351.25	-8235.0424	-523.4864	0	0	0
DERUD06 Max	0	133.1021	961.2499	1785.5037	-7882.2493	1091.4376	0	0	0
DERUD06 Min	0	-133.1021	961.2499	916.9962	-7882.2493	-1091.4376	0	0	0
DERUD07 Max	108.0792	0	661.8974	1084.5036	-5074.7659	523.4864	0	0	0
DERUD07 Min	-108.0792	0	661.8974	1084.5036	-5780.3521	-523.4864	0	0	0
DERUD08 Max	0	133.1021	661.8974	1518.7574	-5427.559	1091.4376	0	0	0
DERUD08 Min	0	-133.1021	661.8974	650.2499	-5427.559	-1091.4376	0	0	0
VIG01 Max	440.9961	132.4275	961.2499	1783.3027	-6442.8946	3482.4006	0	0	0
VIG01 Min	-440.9961	-132.4275	961.2499	919.1972	-9321.6041	-3482.4006	0	0	0
VIG02 Max	132.2988	441.4251	961.2499	2791.4259	-7450.4429	4338.6342	0	0	0
VIG02 Min	-132.2988	-441.4251	961.2499	-88.9259	-8314.0558	-4338.6342	0	0	0
VIG03 Max	440.9961	132.4275	661.8974	1516.5564	-3988.2043	3482.4006	0	0	0
VIG03 Min	-440.9961	-132.4275	661.8974	652.4509	-6866.9137	-3482.4006	0	0	0
VIG04 Max	132.2988	441.4251	661.8974	2524.6795	-4995.7526	4338.6342	0	0	0
VIG04 Min	-132.2988	-441.4251	661.8974	-355.6722	-5859.3654	-4338.6342	0	0	0
COL1 Max	661.4941	198.6413	961.2499	1999.3291	-5723.2173	5223.6009	0	0	0
COL1 Min	-661.4941	-198.6413	961.2499	703.1708	-10041.2814	-5223.6009	0	0	0
COL2 Max	198.4482	662.1376	961.2499	3511.5138	-7234.5397	6507.9514	0	0	0
COL2 Min	-198.4482	-662.1376	961.2499	-809.0138	-8529.959	-6507.9514	0	0	0
COL3 Max	661.4941	198.6413	661.8974	1732.5828	-3268.5269	5223.6009	0	0	0
COL3 Min	-661.4941	-198.6413	661.8974	436.4245	-7586.5911	-5223.6009	0	0	0
COL4 Max	198.4482	662.1376	661.8974	3244.7674	-4779.8494	6507.9514	0	0	0
COL4 Min	-198.4482	-662.1376	661.8974	-1075.7602	-6075.2686	-6507.9514	0	0	0
CIM09 Max	154.3486	46.3496	441.265	874.2209	-3114.5985	1218.8402	0	0	0
CIM09 Min	-154.3486	-46.3496	441.265	571.784	-4122.1468	-1218.8402	0	0	0
CIM10 Max	46.3046	154.4988	441.265	1227.064	-3467.2404	1518.522	0	0	0
CIM10 Min	-46.3046	-154.4988	441.265	218.9409	-3769.5049	-1518.522	0	0	0
CIM11	0	0	909.2816	1708.9991	-7456.1091	0	0	0	0
CIM12	0	0	924.8616	1511.9342	-7583.8651	0	0	0	0
CIM13 Max	116.864	35.314	924.8616	1627.1482	-7202.4361	924.646	0	0	0
CIM13 Min	-116.864	-35.314	924.8616	1396.7201	-7965.2941	-924.646	0	0	0
CIM14 Max	35.2797	116.9777	924.8616	1893.5808	-7468.7167	1150.9363	0	0	0
CIM14 Min	-35.2797	-116.9777	924.8616	1130.2876	-7699.0135	-1150.9363	0	0	0
CIM15	0	0	441.265	723.0024	-3618.3727	0	0	0	0
COMB9	0	0	1095.4019	1546.3946	-8982.2957	0	0	0	0
DER09	0	0	1095.4019	1546.3946	-8982.2957	0	0	0	0
DERUD09	0	0	1095.4019	1546.3946	-8982.2957	0	0	0	0
DERUD10	0	0	1239.3939	2157.642	-10163.0301	0	0	0	0
DER10	0	0	1239.3939	2157.642	-10163.0301	0	0	0	0
COMB10	0	0	1239.3939	2157.642	-10163.0301	0	0	0	0
COMB11	0	0	1048.1699	1603.2475	-8594.9933	0	0	0	0
DER11	0	0	1048.1699	1603.2475	-8594.9933	0	0	0	0
DERUD11	0	0	1048.1699	1603.2475	-8594.9933	0	0	0	0

Table 5.2 - Centers of Mass and Rigidity

Story	Diaphragm	Mass X kg	Mass Y kg	XCM m	YCM m	Cumulative X kg	Cumulative Y kg	XCCM m	YCCM m	XCR m	YCR m
N1	D1	55714.78	55714.78	8.2	-0.7562	55714.78	55714.78	8.2	-0.7562	8.2	3.4372

Table 5.3 - Diaphragm Center of Mass Displacements

Story	Diaphragm	Load Case/Combo	UX mm	UY mm	RZ rad	Point	X m	Y m	Z m
N1	D1	D	0	-1.6	0	1	8.2	-0.7562	3.25
N1	D1	L	0	-0.4	0	1	8.2	-0.7562	3.25
N1	D1	LR	0	0.005494	0	1	8.2	-0.7562	3.25
N1	D1	EX Max	16.9	0	0.001347	1	8.2	-0.7562	3.25
N1	D1	EY Max	0	12.7	0	1	8.2	-0.7562	3.25
N1	D1	DISX Max	5.3	0	0.000421	1	8.2	-0.7562	3.25

Story	Diaphragm	Load Case/Combo	UX mm	UY mm	RZ rad	Point	X m	Y m	Z m
N1	D1	DISY Max	0	4	0	1	8.2	-0.7562	3.25
N1	D1	W	0	0	0	1	8.2	-0.7562	3.25
N1	D1	G	0	-0.2	0	1	8.2	-0.7562	3.25
N1	D1	DERUX Max	2.7	0	0.000206	1	8.2	-0.7562	3.25
N1	D1	DERUY Max	0	2.4	0	1	8.2	-0.7562	3.25
N1	D1	COMB1	0	-2.3	0	1	8.2	-0.7562	3.25
N1	D1	COMB2	0	-2.6	0	1	8.2	-0.7562	3.25
N1	D1	COMB3	0	-2.4	0	1	8.2	-0.7562	3.25
N1	D1	COMB4	0	-2.4	0	1	8.2	-0.7562	3.25
N1	D1	COMB5 Max	5.3	-1.2	0.000421	1	8.2	-0.7562	3.25
N1	D1	COMB5 Min	-5.3	-3.6	-0.000421	1	8.2	-0.7562	3.25
N1	D1	COMB6 Max	1.6	1.6	0.000126	1	8.2	-0.7562	3.25
N1	D1	COMB6 Min	-1.6	-6.4	-0.000126	1	8.2	-0.7562	3.25
N1	D1	COMB7 Max	1.6	2.5	0.000126	1	8.2	-0.7562	3.25
N1	D1	COMB7 Min	-1.6	-5.4	-0.000126	1	8.2	-0.7562	3.25
N1	D1	COMB8 Max	5.3	-0.3	0.000421	1	8.2	-0.7562	3.25
N1	D1	COMB8 Min	-5.3	-2.7	-0.000421	1	8.2	-0.7562	3.25
N1	D1	ENVE Max	5.3	2.5	0.000421	1	8.2	-0.7562	3.25
N1	D1	ENVE Min	-5.3	-6.4	-0.000421	1	8.2	-0.7562	3.25
N1	D1	CIM01	0	-1.6	0	1	8.2	-0.7562	3.25
N1	D1	CIM02	0	-2.1	0	1	8.2	-0.7562	3.25
N1	D1	CIM03	0	-1.6	0	1	8.2	-0.7562	3.25
N1	D1	CIM04	0	-1.9	0	1	8.2	-0.7562	3.25
N1	D1	CIM05 Max	3.7	-0.8	0.000295	1	8.2	-0.7562	3.25
N1	D1	CIM05 Min	-3.7	-2.5	-0.000295	1	8.2	-0.7562	3.25
N1	D1	CIM06 Max	1.1	1.1	8.8E-05	1	8.2	-0.7562	3.25
N1	D1	CIM06 Min	-1.1	-4.4	-8.8E-05	1	8.2	-0.7562	3.25
N1	D1	CIM07 Max	2.8	-1.3	0.000223	1	8.2	-0.7562	3.25
N1	D1	CIM07 Min	-2.8	-2.6	-0.000223	1	8.2	-0.7562	3.25
N1	D1	CIM08 Max	0.8	0.2	6.7E-05	1	8.2	-0.7562	3.25
N1	D1	CIM08 Min	-0.8	-4.1	-6.7E-05	1	8.2	-0.7562	3.25
N1	D1	DER01	0	-2.3	0	1	8.2	-0.7562	3.25
N1	D1	DER02	0	-2.6	0	1	8.2	-0.7562	3.25
N1	D1	DER03	0	-2.4	0	1	8.2	-0.7562	3.25
N1	D1	DER04	0	-2.4	0	1	8.2	-0.7562	3.25
N1	D1	DER05 Max	16.9	-2.4	0.001347	1	8.2	-0.7562	3.25
N1	D1	DER05 Min	-16.9	-2.4	-0.001347	1	8.2	-0.7562	3.25
N1	D1	DER06 Max	0	10.3	0	1	8.2	-0.7562	3.25
N1	D1	DER06 Min	0	-15.1	0	1	8.2	-0.7562	3.25
N1	D1	DER07 Max	16.9	-1.5	0.001347	1	8.2	-0.7562	3.25
N1	D1	DER07 Min	-16.9	-1.5	-0.001347	1	8.2	-0.7562	3.25
N1	D1	DER08 Max	0	11.2	0	1	8.2	-0.7562	3.25
N1	D1	DER08 Min	0	-14.2	0	1	8.2	-0.7562	3.25
N1	D1	DERUD01	0	-2.3	0	1	8.2	-0.7562	3.25
N1	D1	DERUD02	0	-2.6	0	1	8.2	-0.7562	3.25
N1	D1	DERUD03	0	-2.4	0	1	8.2	-0.7562	3.25
N1	D1	DERUD04	0	-2.4	0	1	8.2	-0.7562	3.25
N1	D1	DERUD05 Max	2.7	-2.4	0.000206	1	8.2	-0.7562	3.25
N1	D1	DERUD05 Min	-2.7	-2.4	-0.000206	1	8.2	-0.7562	3.25
N1	D1	DERUD06 Max	0	0.0138	0	1	8.2	-0.7562	3.25
N1	D1	DERUD06 Min	0	-4.8	0	1	8.2	-0.7562	3.25
N1	D1	DERUD07 Max	2.7	-1.5	0.000206	1	8.2	-0.7562	3.25
N1	D1	DERUD07 Min	-2.7	-1.5	-0.000206	1	8.2	-0.7562	3.25
N1	D1	DERUD08 Max	0	0.9	0	1	8.2	-0.7562	3.25
N1	D1	DERUD08 Min	0	-3.9	0	1	8.2	-0.7562	3.25
N1	D1	VIG01 Max	10.6	0.001652	0.000842	1	8.2	-0.7562	3.25
N1	D1	VIG01 Min	-10.6	-4.8	-0.000842	1	8.2	-0.7562	3.25
N1	D1	VIG02 Max	3.2	5.6	0.000253	1	8.2	-0.7562	3.25
N1	D1	VIG02 Min	-3.2	-10.3	-0.000253	1	8.2	-0.7562	3.25
N1	D1	VIG03 Max	10.6	0.9	0.000842	1	8.2	-0.7562	3.25

Story	Diaphragm	Load Case/Combo	UX mm	UY mm	RZ rad	Point	X m	Y m	Z m
N1	D1	VIG03 Min	-10.6	-3.9	-0.000842	1	8.2	-0.7562	3.25
N1	D1	VIG04 Max	3.2	6.5	0.000253	1	8.2	-0.7562	3.25
N1	D1	VIG04 Min	-3.2	-9.4	-0.000253	1	8.2	-0.7562	3.25
N1	D1	COL1 Max	15.9	1.2	0.001263	1	8.2	-0.7562	3.25
N1	D1	COL1 Min	-15.9	-6	-0.001263	1	8.2	-0.7562	3.25
N1	D1	COL2 Max	4.8	9.5	0.000379	1	8.2	-0.7562	3.25
N1	D1	COL2 Min	-4.8	-14.3	-0.000379	1	8.2	-0.7562	3.25
N1	D1	COL3 Max	15.9	2.1	0.001263	1	8.2	-0.7562	3.25
N1	D1	COL3 Min	-15.9	-5.1	-0.001263	1	8.2	-0.7562	3.25
N1	D1	COL4 Max	4.8	10.5	0.000379	1	8.2	-0.7562	3.25
N1	D1	COL4 Min	-4.8	-13.4	-0.000379	1	8.2	-0.7562	3.25
N1	D1	CIM09 Max	3.7	-0.1	0.000295	1	8.2	-0.7562	3.25
N1	D1	CIM09 Min	-3.7	-1.8	-0.000295	1	8.2	-0.7562	3.25
N1	D1	CIM10 Max	1.1	1.8	8.8E-05	1	8.2	-0.7562	3.25
N1	D1	CIM10 Min	-1.1	-3.8	-8.8E-05	1	8.2	-0.7562	3.25
N1	D1	CIM11	0	-1.8	0	1	8.2	-0.7562	3.25
N1	D1	CIM12	0	-2.1	0	1	8.2	-0.7562	3.25
N1	D1	CIM13 Max	2.8	-1.5	0.000223	1	8.2	-0.7562	3.25
N1	D1	CIM13 Min	-2.8	-2.7	-0.000223	1	8.2	-0.7562	3.25
N1	D1	CIM14 Max	0.8	0.006634	6.7E-05	1	8.2	-0.7562	3.25
N1	D1	CIM14 Min	-0.8	-4.2	-6.7E-05	1	8.2	-0.7562	3.25
N1	D1	CIM15	0	-1	0	1	8.2	-0.7562	3.25
N1	D1	COMB9	0	-2.7	0	1	8.2	-0.7562	3.25
N1	D1	DER09	0	-2.7	0	1	8.2	-0.7562	3.25
N1	D1	DERUD09	0	-2.7	0	1	8.2	-0.7562	3.25
N1	D1	DERUD10	0	-2.7	0	1	8.2	-0.7562	3.25
N1	D1	DER10	0	-2.7	0	1	8.2	-0.7562	3.25
N1	D1	COMB10	0	-2.7	0	1	8.2	-0.7562	3.25
N1	D1	COMB11	0	-2.5	0	1	8.2	-0.7562	3.25
N1	D1	DER11	0	-2.5	0	1	8.2	-0.7562	3.25
N1	D1	DERUD11	0	-2.5	0	1	8.2	-0.7562	3.25

5.2 Story Results

Table 5.4 - Story Max/Avg Displacements

Story	Load Case/Combo	Direction	Maximum mm	Average mm	Ratio
N1	D	Y	1.6	1.6	1
N1	L	Y	0.4	0.4	1
N1	LR	Y	0.005494	0.005494	1
N1	EX Max	X	16.1	16.1	1
N1	EX Max	Y	11	5.5	2
N1	EY Max	Y	12.7	12.7	1
N1	DISX Max	X	5	5	1
N1	DISX Max	Y	3.5	1.7	2
N1	DISY Max	Y	4	4	1
N1	G	Y	0.2	0.2	1
N1	DERUX Max	X	2.5	2.5	1
N1	DERUX Max	Y	1.7	0.8	2
N1	DERUY Max	Y	2.4	2.4	1
N1	COMB1	Y	2.3	2.3	1
N1	COMB2	Y	2.6	2.6	1
N1	COMB3	Y	2.4	2.4	1
N1	COMB4	Y	2.4	2.4	1
N1	COMB5 Max	X	5	5	1
N1	COMB5 Max	Y	2.3	0.5	4.226
N1	COMB5 Min	X	5	5	1
N1	COMB5 Min	Y	7	5.3	1.326
N1	COMB6 Max	X	1.5	1.5	1
N1	COMB6 Max	Y	2.6	2.1	1.245

Story	Load Case/Combo	Direction	Maximum mm	Average mm	Ratio
N1	COMB6 Min	X	1.5	1.5	1
N1	COMB6 Min	Y	7.4	6.9	1.075
N1	COMB7 Max	X	1.5	1.5	1
N1	COMB7 Max	Y	3.5	3	1.171
N1	COMB7 Min	X	1.5	1.5	1
N1	COMB7 Min	Y	6.5	6	1.087
N1	COMB8 Max	X	5	5	1
N1	COMB8 Max	Y	3.2	1.4	2.194
N1	COMB8 Min	X	5	5	1
N1	COMB8 Min	Y	6.1	4.4	1.393
N1	ENVE Max	X	5	5	1
N1	ENVE Max	Y	3.5	3	1.171
N1	ENVE Min	X	5	5	1
N1	ENVE Min	Y	7.4	6.9	1.075
N1	CIM01	Y	1.6	1.6	1
N1	CIM02	Y	2.1	2.1	1
N1	CIM03	Y	1.6	1.6	1
N1	CIM04	Y	1.9	1.9	1
N1	CIM05 Max	X	3.5	3.5	1
N1	CIM05 Max	Y	1.6	0.4	3.976
N1	CIM05 Min	X	3.5	3.5	1
N1	CIM05 Min	Y	4.9	3.7	1.328
N1	CIM06 Max	X	1.1	1.1	1
N1	CIM06 Max	Y	1.9	1.5	1.24
N1	CIM06 Min	X	1.1	1.1	1
N1	CIM06 Min	Y	5.1	4.8	1.076
N1	CIM07 Max	X	2.7	2.7	1
N1	CIM07 Max	Y	1.3	0.4	3.308
N1	CIM07 Min	X	2.7	2.7	1
N1	CIM07 Min	Y	4.4	3.5	1.262
N1	CIM08 Max	X	0.8	0.8	1
N1	CIM08 Max	Y	0.7	0.4	1.634
N1	CIM08 Min	X	0.8	0.8	1
N1	CIM08 Min	Y	4.6	4.3	1.064
N1	DER01	Y	2.3	2.3	1
N1	DER02	Y	2.6	2.6	1
N1	DER03	Y	2.4	2.4	1
N1	DER04	Y	2.4	2.4	1
N1	DER05 Max	X	16.1	16.1	1
N1	DER05 Max	Y	8.7	3.1	2.759
N1	DER05 Min	X	16.1	16.1	1
N1	DER05 Min	Y	13.4	7.9	1.699
N1	DER06 Max	Y	10.3	10.3	1
N1	DER06 Min	Y	15.1	15.1	1
N1	DER07 Max	X	16.1	16.1	1
N1	DER07 Max	Y	9.6	4.1	2.364
N1	DER07 Min	X	16.1	16.1	1
N1	DER07 Min	Y	12.5	7	1.789
N1	DER08 Max	Y	11.2	11.2	1
N1	DER08 Min	Y	14.2	14.2	1
N1	DERUD01	Y	2.3	2.3	1
N1	DERUD02	Y	2.6	2.6	1
N1	DERUD03	Y	2.4	2.4	1
N1	DERUD04	Y	2.4	2.4	1
N1	DERUD05 Max	X	2.5	2.5	1
N1	DERUD05 Max	Y	2.4	1.5	1.547
N1	DERUD05 Min	X	2.5	2.5	1
N1	DERUD05 Min	Y	4.1	3.2	1.261
N1	DERUD06 Max	Y	0.0138	0.0138	1
N1	DERUD06 Min	Y	4.8	4.8	1

Story	Load Case/Combo	Direction	Maximum mm	Average mm	Ratio
N1	DERUD07 Max	X	2.5	2.5	1
N1	DERUD07 Max	Y	1.5	0.6	2.338
N1	DERUD07 Min	X	2.5	2.5	1
N1	DERUD07 Min	Y	3.2	2.3	1.364
N1	DERUD08 Max	Y	0.9	0.9	1
N1	DERUD08 Min	Y	3.9	3.9	1
N1	VIG01 Max	X	10.1	10.1	1
N1	VIG01 Max	Y	6.9	3.5	2
N1	VIG01 Min	X	10.1	10.1	1
N1	VIG01 Min	Y	11.7	8.2	1.42
N1	VIG02 Max	X	3	3	1
N1	VIG02 Max	Y	7.6	6.6	1.157
N1	VIG02 Min	X	3	3	1
N1	VIG02 Min	Y	12.4	11.4	1.091
N1	VIG03 Max	X	10.1	10.1	1
N1	VIG03 Max	Y	7.8	4.4	1.791
N1	VIG03 Min	X	10.1	10.1	1
N1	VIG03 Min	Y	10.8	7.3	1.472
N1	VIG04 Max	X	3	3	1
N1	VIG04 Max	Y	8.5	7.5	1.138
N1	VIG04 Min	X	3	3	1
N1	VIG04 Min	Y	11.5	10.5	1.099
N1	COL1 Max	X	15.1	15.1	1
N1	COL1 Max	Y	11.6	6.4	1.813
N1	COL1 Min	X	15.1	15.1	1
N1	COL1 Min	Y	16.3	11.1	1.465
N1	COL2 Max	X	4.5	4.5	1
N1	COL2 Max	Y	12.7	11.1	1.14
N1	COL2 Min	X	4.5	4.5	1
N1	COL2 Min	Y	17.4	15.9	1.098
N1	COL3 Max	X	15.1	15.1	1
N1	COL3 Max	Y	12.5	7.3	1.711
N1	COL3 Min	X	15.1	15.1	1
N1	COL3 Min	Y	15.4	10.2	1.506
N1	COL4 Max	X	4.5	4.5	1
N1	COL4 Max	Y	13.6	12	1.129
N1	COL4 Min	X	4.5	4.5	1
N1	COL4 Min	Y	16.5	15	1.104
N1	CIM09 Max	X	3.5	3.5	1
N1	CIM09 Max	Y	2.3	1.1	2.139
N1	CIM09 Min	X	3.5	3.5	1
N1	CIM09 Min	Y	4.2	3	1.399
N1	CIM10 Max	X	1.1	1.1	1
N1	CIM10 Max	Y	2.5	2.2	1.168
N1	CIM10 Min	X	1.1	1.1	1
N1	CIM10 Min	Y	4.5	4.1	1.088
N1	CIM11	Y	1.8	1.8	1
N1	CIM12	Y	2.1	2.1	1
N1	CIM13 Max	X	2.7	2.7	1
N1	CIM13 Max	Y	1.5	0.5	2.665
N1	CIM13 Min	X	2.7	2.7	1
N1	CIM13 Min	Y	4.6	3.7	1.251
N1	CIM14 Max	X	0.8	0.8	1
N1	CIM14 Max	Y	0.6	0.3	1.977
N1	CIM14 Min	X	0.8	0.8	1
N1	CIM14 Min	Y	4.8	4.5	1.062
N1	CIM15	Y	1	1	1
N1	COMB9	Y	2.7	2.7	1
N1	DER09	Y	2.7	2.7	1
N1	DERUD09	Y	2.7	2.7	1

Story	Load Case/Combo	Direction	Maximum mm	Average mm	Ratio
N1	DERUD10	Y	2.7	2.7	1
N1	DER10	Y	2.7	2.7	1
N1	COMB10	Y	2.7	2.7	1
N1	COMB11	Y	2.5	2.5	1
N1	DER11	Y	2.5	2.5	1
N1	DERUD11	Y	2.5	2.5	1

Table 5.5 - Story Drifts

Story	Load Case/Combo	Direction	Drift	Label	X m	Y m	Z m
N1	D	Y	0.000504	1	0	0	3.25
N1	L	Y	0.000129	1	0	0	3.25
N1	LR	Y	3E-06	4	8.2	8.2	3.25
N1	EX Max	X	0.004953	5	16.4	0	3.25
N1	EX Max	Y	0.003399	1	0	0	3.25
N1	EY Max	Y	0.003914	5	16.4	0	3.25
N1	DISX Max	X	0.001548	5	16.4	0	3.25
N1	DISX Max	Y	0.001062	1	0	0	3.25
N1	DISY Max	Y	0.001223	5	16.4	0	3.25
N1	G	Y	6.8E-05	4	8.2	8.2	3.25
N1	DERUX Max	X	0.000779	5	16.4	0	3.25
N1	DERUX Max	Y	0.000519	1	0	0	3.25
N1	DERUY Max	Y	0.000738	5	16.4	0	3.25
N1	COMB1	Y	0.000705	1	0	0	3.25
N1	COMB2	Y	0.00081	1	0	0	3.25
N1	COMB3	Y	0.000731	4	8.2	8.2	3.25
N1	COMB4	Y	0.000733	1	0	0	3.25
N1	COMB5 Max	X	0.001548	5	16.4	0	3.25
N1	COMB5 Max	Y	0.000696	1	0	0	3.25
N1	COMB5 Min	X	0.001548	5	16.4	0	3.25
N1	COMB5 Min	Y	0.002163	1	0	0	3.25
N1	COMB6 Max	X	0.000464	5	16.4	0	3.25
N1	COMB6 Max	Y	0.000808	5	16.4	0	3.25
N1	COMB6 Min	X	0.000464	5	16.4	0	3.25
N1	COMB6 Min	Y	0.002275	1	0	0	3.25
N1	COMB7 Max	X	0.000464	5	16.4	0	3.25
N1	COMB7 Max	Y	0.001089	1	0	0	3.25
N1	COMB7 Min	X	0.000464	5	16.4	0	3.25
N1	COMB7 Min	Y	0.001995	1	0	0	3.25
N1	COMB8 Max	X	0.001548	5	16.4	0	3.25
N1	COMB8 Max	Y	0.000976	1	0	0	3.25
N1	COMB8 Min	X	0.001548	5	16.4	0	3.25
N1	COMB8 Min	Y	0.001883	1	0	0	3.25
N1	ENVE Max	X	0.001548	5	16.4	0	3.25
N1	ENVE Max	Y	0.001089	1	0	0	3.25
N1	ENVE Min	X	0.001548	5	16.4	0	3.25
N1	ENVE Min	Y	0.002275	1	0	0	3.25
N1	CIM01	Y	0.000504	1	0	0	3.25
N1	CIM02	Y	0.000633	1	0	0	3.25
N1	CIM03	Y	0.000504	4	8.2	8.2	3.25
N1	CIM04	Y	0.000599	1	0	0	3.25
N1	CIM05 Max	X	0.001084	5	16.4	0	3.25
N1	CIM05 Max	Y	0.000497	1	0	0	3.25
N1	CIM05 Min	X	0.001084	5	16.4	0	3.25
N1	CIM05 Min	Y	0.001504	1	0	0	3.25
N1	CIM06 Max	X	0.000325	5	16.4	0	3.25
N1	CIM06 Max	Y	0.000576	5	16.4	0	3.25
N1	CIM06 Min	X	0.000325	5	16.4	0	3.25
N1	CIM06 Min	Y	0.001583	1	0	0	3.25
N1	CIM07 Max	X	0.00082	5	16.4	0	3.25

Story	Load Case/Combo	Direction	Drift	Label	X m	Y m	Z m
N1	CIM07 Max	Y	0.000403	3	8.2	0	3.25
N1	CIM07 Min	X	0.00082	5	16.4	0	3.25
N1	CIM07 Min	Y	0.001358	1	0	0	3.25
N1	CIM08 Max	X	0.000248	5	16.4	0	3.25
N1	CIM08 Max	Y	0.000219	5	16.4	0	3.25
N1	CIM08 Min	X	0.000248	5	16.4	0	3.25
N1	CIM08 Min	Y	0.001417	1	0	0	3.25
N1	DER01	Y	0.000705	1	0	0	3.25
N1	DER02	Y	0.00081	1	0	0	3.25
N1	DER03	Y	0.000731	4	8.2	8.2	3.25
N1	DER04	Y	0.000733	1	0	0	3.25
N1	DER05 Max	X	0.004953	5	16.4	0	3.25
N1	DER05 Max	Y	0.002666	1	0	0	3.25
N1	DER05 Min	X	0.004953	5	16.4	0	3.25
N1	DER05 Min	Y	0.004133	1	0	0	3.25
N1	DER06 Max	Y	0.003181	5	16.4	0	3.25
N1	DER06 Min	Y	0.004648	5	16.4	0	3.25
N1	DER07 Max	X	0.004953	5	16.4	0	3.25
N1	DER07 Max	Y	0.002946	1	0	0	3.25
N1	DER07 Min	X	0.004953	5	16.4	0	3.25
N1	DER07 Min	Y	0.003853	1	0	0	3.25
N1	DER08 Max	Y	0.003461	5	16.4	0	3.25
N1	DER08 Min	Y	0.004368	5	16.4	0	3.25
N1	DERUD01	Y	0.000705	1	0	0	3.25
N1	DERUD02	Y	0.00081	1	0	0	3.25
N1	DERUD03	Y	0.000731	4	8.2	8.2	3.25
N1	DERUD04	Y	0.000733	1	0	0	3.25
N1	DERUD05 Max	X	0.000779	5	16.4	0	3.25
N1	DERUD05 Max	Y	0.000733	3	8.2	0	3.25
N1	DERUD05 Min	X	0.000779	5	16.4	0	3.25
N1	DERUD05 Min	Y	0.001252	1	0	0	3.25
N1	DERUD06 Max	Y	6E-06	4	8.2	8.2	3.25
N1	DERUD06 Min	Y	0.001471	1	0	0	3.25
N1	DERUD07 Max	X	0.000779	5	16.4	0	3.25
N1	DERUD07 Max	Y	0.000453	3	8.2	0	3.25
N1	DERUD07 Min	X	0.000779	5	16.4	0	3.25
N1	DERUD07 Min	Y	0.000972	1	0	0	3.25
N1	DERUD08 Max	Y	0.000284	5	16.4	0	3.25
N1	DERUD08 Min	Y	0.001191	1	0	0	3.25
N1	VIG01 Max	X	0.003096	5	16.4	0	3.25
N1	VIG01 Max	Y	0.002125	1	0	0	3.25
N1	VIG01 Min	X	0.003096	5	16.4	0	3.25
N1	VIG01 Min	Y	0.003592	1	0	0	3.25
N1	VIG02 Max	X	0.000929	5	16.4	0	3.25
N1	VIG02 Max	Y	0.00235	1	0	0	3.25
N1	VIG02 Min	X	0.000929	5	16.4	0	3.25
N1	VIG02 Min	Y	0.003817	1	0	0	3.25
N1	VIG03 Max	X	0.003096	5	16.4	0	3.25
N1	VIG03 Max	Y	0.002405	1	0	0	3.25
N1	VIG03 Min	X	0.003096	5	16.4	0	3.25
N1	VIG03 Min	Y	0.003312	1	0	0	3.25
N1	VIG04 Max	X	0.000929	5	16.4	0	3.25
N1	VIG04 Max	Y	0.00263	1	0	0	3.25
N1	VIG04 Min	X	0.000929	5	16.4	0	3.25
N1	VIG04 Min	Y	0.003537	1	0	0	3.25
N1	COL1 Max	X	0.004644	5	16.4	0	3.25
N1	COL1 Max	Y	0.003554	1	0	0	3.25
N1	COL1 Min	X	0.004644	5	16.4	0	3.25
N1	COL1 Min	Y	0.005021	1	0	0	3.25
N1	COL2 Max	X	0.001393	5	16.4	0	3.25

Story	Load Case/Combo	Direction	Drift	Label	X m	Y m	Z m
N1	COL2 Max	Y	0.003892	1	0	0	3.25
N1	COL2 Min	X	0.001393	5	16.4	0	3.25
N1	COL2 Min	Y	0.005359	1	0	0	3.25
N1	COL3 Max	X	0.004644	5	16.4	0	3.25
N1	COL3 Max	Y	0.003834	1	0	0	3.25
N1	COL3 Min	X	0.004644	5	16.4	0	3.25
N1	COL3 Min	Y	0.004741	1	0	0	3.25
N1	COL4 Max	X	0.001393	5	16.4	0	3.25
N1	COL4 Max	Y	0.004172	1	0	0	3.25
N1	COL4 Min	X	0.001393	5	16.4	0	3.25
N1	COL4 Min	Y	0.005079	1	0	0	3.25
N1	CIM09 Max	X	0.001084	5	16.4	0	3.25
N1	CIM09 Max	Y	0.000698	1	0	0	3.25
N1	CIM09 Min	X	0.001084	5	16.4	0	3.25
N1	CIM09 Min	Y	0.001303	1	0	0	3.25
N1	CIM10 Max	X	0.000325	5	16.4	0	3.25
N1	CIM10 Max	Y	0.000777	1	0	0	3.25
N1	CIM10 Min	X	0.000325	5	16.4	0	3.25
N1	CIM10 Min	Y	0.001382	1	0	0	3.25
N1	CIM11	Y	0.000569	4	8.2	8.2	3.25
N1	CIM12	Y	0.000646	1	0	0	3.25
N1	CIM13 Max	X	0.00082	5	16.4	0	3.25
N1	CIM13 Max	Y	0.000452	4	8.2	8.2	3.25
N1	CIM13 Min	X	0.00082	5	16.4	0	3.25
N1	CIM13 Min	Y	0.001405	1	0	0	3.25
N1	CIM14 Max	X	0.000248	5	16.4	0	3.25
N1	CIM14 Max	Y	0.000172	5	16.4	0	3.25
N1	CIM14 Min	X	0.000248	5	16.4	0	3.25
N1	CIM14 Min	Y	0.001465	1	0	0	3.25
N1	CIM15	Y	0.000302	1	0	0	3.25
N1	COMB9	Y	0.000841	1	0	0	3.25
N1	DER09	Y	0.000841	1	0	0	3.25
N1	DERUD09	Y	0.000841	1	0	0	3.25
N1	DERUD10	Y	0.000836	4	8.2	8.2	3.25
N1	DER10	Y	0.000836	4	8.2	8.2	3.25
N1	COMB10	Y	0.000836	4	8.2	8.2	3.25
N1	COMB11	Y	0.000764	1	0	0	3.25
N1	DER11	Y	0.000764	1	0	0	3.25
N1	DERUD11	Y	0.000764	1	0	0	3.25

Table 5.6 - Story Max/Avg Drifts

Story	Load Case/Combo	Direction	Max Drift mm	Avg Drift mm	Ratio
N1	D	Y	1.6	1.6	1.003
N1	L	Y	0.4	0.4	1.015
N1	LR	Y	0.00924	0.001873	4.933
N1	EX Max	X	16.1	12.5	1.292
N1	EX Max	Y	11	5.5	2
N1	EY Max	Y	12.7	12.6	1.006
N1	DISX Max	X	5	3.9	1.292
N1	DISX Max	Y	3.5	1.7	2
N1	DISY Max	Y	4	4	1.006
N1	G	Y	0.2	0.2	1.056
N1	DERUX Max	X	2.5	1.9	1.347
N1	DERUX Max	Y	1.7	0.8	2
N1	DERUY Max	Y	2.4	2.4	1.006
N1	COMB1	Y	2.3	2.3	1.003
N1	COMB2	Y	2.6	2.6	1.005
N1	COMB3	Y	2.4	2.4	1.002

Story	Load Case/Combo	Direction	Max Drift mm	Avg Drift mm	Ratio
N1	COMB4	Y	2.4	2.4	1.004
N1	COMB5 Max	X	5	3.9	1.295
N1	COMB5 Max	Y	2.3	0.5	4.226
N1	COMB5 Min	X	5	3.9	1.295
N1	COMB5 Min	Y	7	5.3	1.329
N1	COMB6 Max	X	1.5	1.2	1.301
N1	COMB6 Max	Y	2.6	2.1	1.247
N1	COMB6 Min	X	1.5	1.2	1.301
N1	COMB6 Min	Y	7.4	6.9	1.079
N1	COMB7 Max	X	1.5	1.2	1.298
N1	COMB7 Max	Y	3.5	3	1.175
N1	COMB7 Min	X	1.5	1.2	1.298
N1	COMB7 Min	Y	6.5	5.9	1.09
N1	COMB8 Max	X	5	3.9	1.294
N1	COMB8 Max	Y	3.2	1.4	2.194
N1	COMB8 Min	X	5	3.9	1.294
N1	COMB8 Min	Y	6.1	4.4	1.395
N1	ENVE Max	X	5	3.9	1.294
N1	ENVE Max	Y	3.5	3	1.175
N1	ENVE Min	X	5	3.9	1.294
N1	ENVE Min	Y	7.4	6.9	1.079
N1	CIM01	Y	1.6	1.6	1.003
N1	CIM02	Y	2.1	2	1.005
N1	CIM03	Y	1.6	1.6	1.002
N1	CIM04	Y	1.9	1.9	1.003
N1	CIM05 Max	X	3.5	2.7	1.296
N1	CIM05 Max	Y	1.6	0.4	3.976
N1	CIM05 Min	X	3.5	2.7	1.296
N1	CIM05 Min	Y	4.9	3.7	1.331
N1	CIM06 Max	X	1.1	0.8	1.303
N1	CIM06 Max	Y	1.9	1.5	1.244
N1	CIM06 Min	X	1.1	0.8	1.303
N1	CIM06 Min	Y	5.1	4.8	1.079
N1	CIM07 Max	X	2.7	2.1	1.297
N1	CIM07 Max	Y	1.3	0.4	3.308
N1	CIM07 Min	X	2.7	2.1	1.297
N1	CIM07 Min	Y	4.4	3.5	1.263
N1	CIM08 Max	X	0.8	0.6	1.307
N1	CIM08 Max	Y	0.7	0.4	1.647
N1	CIM08 Min	X	0.8	0.6	1.307
N1	CIM08 Min	Y	4.6	4.3	1.066
N1	DER01	Y	2.3	2.3	1.003
N1	DER02	Y	2.6	2.6	1.005
N1	DER03	Y	2.4	2.4	1.002
N1	DER04	Y	2.4	2.4	1.004
N1	DER05 Max	X	16.1	12.4	1.293
N1	DER05 Max	Y	8.7	3.1	2.759
N1	DER05 Min	X	16.1	12.4	1.293
N1	DER05 Min	Y	13.4	7.9	1.701
N1	DER06 Max	Y	10.3	10.3	1.006
N1	DER06 Min	Y	15.1	15	1.006
N1	DER07 Max	X	16.1	12.5	1.293
N1	DER07 Max	Y	9.6	4.1	2.364
N1	DER07 Min	X	16.1	12.5	1.293
N1	DER07 Min	Y	12.5	7	1.79
N1	DER08 Max	Y	11.2	11.2	1.006
N1	DER08 Min	Y	14.2	14.1	1.006
N1	DERUD01	Y	2.3	2.3	1.003
N1	DERUD02	Y	2.6	2.6	1.005

Story	Load Case/Combo	Direction	Max Drift mm	Avg Drift mm	Ratio
N1	DERUD03	Y	2.4	2.4	1.002
N1	DERUD04	Y	2.4	2.4	1.004
N1	DERUD05 Max	X	2.5	1.9	1.354
N1	DERUD05 Max	Y	2.4	1.5	1.551
N1	DERUD05 Min	X	2.5	1.9	1.354
N1	DERUD05 Min	Y	4.1	3.2	1.266
N1	DERUD06 Max	Y	0.02054	0.01468	1.399
N1	DERUD06 Min	Y	4.8	4.8	1.005
N1	DERUD07 Max	X	2.5	1.9	1.352
N1	DERUD07 Max	Y	1.5	0.6	2.338
N1	DERUD07 Min	X	2.5	1.9	1.352
N1	DERUD07 Min	Y	3.2	2.3	1.366
N1	DERUD08 Max	Y	0.9	0.9	1.01
N1	DERUD08 Min	Y	3.9	3.9	1.005
N1	VIG01 Max	X	10.1	7.8	1.294
N1	VIG01 Max	Y	6.9	3.5	2
N1	VIG01 Min	X	10.1	7.8	1.294
N1	VIG01 Min	Y	11.7	8.2	1.423
N1	VIG02 Max	X	3	2.3	1.296
N1	VIG02 Max	Y	7.6	6.6	1.159
N1	VIG02 Min	X	3	2.3	1.296
N1	VIG02 Min	Y	12.4	11.3	1.095
N1	VIG03 Max	X	10.1	7.8	1.293
N1	VIG03 Max	Y	7.8	4.4	1.793
N1	VIG03 Min	X	10.1	7.8	1.293
N1	VIG03 Min	Y	10.8	7.3	1.475
N1	VIG04 Max	X	3	2.3	1.295
N1	VIG04 Max	Y	8.5	7.5	1.141
N1	VIG04 Min	X	3	2.3	1.295
N1	VIG04 Min	Y	11.5	10.4	1.102
N1	COL1 Max	X	15.1	11.7	1.293
N1	COL1 Max	Y	11.6	6.4	1.813
N1	COL1 Min	X	15.1	11.7	1.293
N1	COL1 Min	Y	16.3	11.1	1.468
N1	COL2 Max	X	4.5	3.5	1.295
N1	COL2 Max	Y	12.7	11.1	1.143
N1	COL2 Min	X	4.5	3.5	1.295
N1	COL2 Min	Y	17.4	15.8	1.101
N1	COL3 Max	X	15.1	11.7	1.293
N1	COL3 Max	Y	12.5	7.3	1.713
N1	COL3 Min	X	15.1	11.7	1.293
N1	COL3 Min	Y	15.4	10.2	1.509
N1	COL4 Max	X	4.5	3.5	1.294
N1	COL4 Max	Y	13.6	12	1.133
N1	COL4 Min	X	4.5	3.5	1.294
N1	COL4 Min	Y	16.5	14.9	1.107
N1	CIM09 Max	X	3.5	2.7	1.294
N1	CIM09 Max	Y	2.3	1.1	2.139
N1	CIM09 Min	X	3.5	2.7	1.294
N1	CIM09 Min	Y	4.2	3	1.402
N1	CIM10 Max	X	1.1	0.8	1.298
N1	CIM10 Max	Y	2.5	2.2	1.171
N1	CIM10 Min	X	1.1	0.8	1.298
N1	CIM10 Min	Y	4.5	4.1	1.091
N1	CIM11	Y	1.9	1.8	1.004
N1	CIM12	Y	2.1	2.1	1.002
N1	CIM13 Max	X	2.7	2.1	1.297
N1	CIM13 Max	Y	1.5	0.6	2.662
N1	CIM13 Min	X	2.7	2.1	1.297

Story	Load Case/Combo	Direction	Max Drift mm	Avg Drift mm	Ratio
N1	CIM13 Min	Y	4.6	3.6	1.251
N1	CIM14 Max	X	0.8	0.6	1.307
N1	CIM14 Max	Y	0.6	0.3	2.026
N1	CIM14 Min	X	0.8	0.6	1.307
N1	CIM14 Min	Y	4.8	4.5	1.063
N1	CIM15	Y	1	1	1.003
N1	COMB9	Y	2.7	2.7	1.004
N1	DER09	Y	2.7	2.7	1.004
N1	DERUD09	Y	2.7	2.7	1.004
N1	DERUD10	Y	2.7	2.7	1.003
N1	DER10	Y	2.7	2.7	1.003
N1	COMB10	Y	2.7	2.7	1.003
N1	COMB11	Y	2.5	2.5	1.003
N1	DER11	Y	2.5	2.5	1.003
N1	DERUD11	Y	2.5	2.5	1.003

Table 5.7 - Story Forces

Story	Load Case/Combo	Location	P kN	VX kN	VY kN	T kN-m	MX kN-m	MY kN-m
N1	D	Top	661.9344	0	0	0	904.767	-5427.8621
N1	D	Bottom	735.4416	0	0	0	1205.004	-6030.6211
N1	L	Top	78.72	0	0	0	-94.4636	-645.504
N1	L	Bottom	78.72	0	0	0	-94.7548	-645.504
N1	LR	Top	67.24	0	0	0	275.684	-551.368
N1	LR	Bottom	67.24	0	0	0	275.6862	-551.368
N1	EX Max	Top	0	705.5937	0	3834.3918	0	0.0005
N1	EX Max	Bottom	0	705.5937	0	3834.3918	0	2302.9675
N1	EY Max	Top	0	0	706.2802	5791.4973	0.0009	0
N1	EY Max	Bottom	0	0	706.2802	5791.4973	2304.2814	0
N1	DISX Max	Top	0	220.498	0	1198.2474	0	0.0001
N1	DISX Max	Bottom	0	220.498	0	1198.2474	0	719.6774
N1	DISY Max	Top	0	0	220.7125	1809.8429	0.0003	0
N1	DISY Max	Bottom	0	0	220.7125	1809.8429	720.0879	0
N1	W	Top	0	0	0	0	0	0
N1	W	Bottom	0	0	0	0	0	0
N1	G	Top	173.84	0	0	0	504.1362	-1425.488
N1	G	Bottom	173.84	0	0	0	503.995	-1425.488
N1	DERUX Max	Top	0	108.0792	0	523.4864	0	0.0001
N1	DERUX Max	Bottom	0	108.0792	0	523.4864	0	352.7931
N1	DERUY Max	Top	0	0	133.1021	1091.4376	0.0002	0
N1	DERUY Max	Bottom	0	0	133.1021	1091.4376	434.2537	0
N1	COMB1	Top	926.7082	0	0	0	1266.6738	-7599.0069
N1	COMB1	Bottom	1029.6182	0	0	0	1687.0056	-8442.8696
N1	COMB2	Top	953.8933	0	0	0	1072.4207	-7821.9249
N1	COMB2	Bottom	1042.1019	0	0	0	1432.2402	-8545.2357
N1	COMB3	Top	980.6253	0	0	0	1432.3512	-8041.1273
N1	COMB3	Bottom	1068.8339	0	0	0	1792.3479	-8764.4381
N1	COMB4	Top	906.6613	0	0	0	1129.0988	-7434.6225
N1	COMB4	Bottom	994.8699	0	0	0	1489.0931	-8157.9333
N1	COMB5 Max	Top	873.0413	220.498	66.2138	1741.2003	991.2569	-7158.9383
N1	COMB5 Max	Bottom	961.2499	220.498	66.2138	1741.2003	1567.2764	-7162.572
N1	COMB5 Min	Top	873.0413	-220.498	-66.2138	-1741.2003	991.2567	-7158.9386
N1	COMB5 Min	Bottom	961.2499	-220.498	-66.2138	-1741.2003	1135.2236	-8601.9267
N1	COMB6 Max	Top	873.0413	66.1494	220.7125	2169.3171	991.2571	-7158.9385
N1	COMB6 Max	Bottom	961.2499	66.1494	220.7125	2169.3171	2071.3379	-7666.3461
N1	COMB6 Min	Top	873.0413	-66.1494	-220.7125	-2169.3171	991.2565	-7158.9385
N1	COMB6 Min	Bottom	961.2499	-66.1494	-220.7125	-2169.3171	631.162	-8098.1526
N1	COMB7 Max	Top	595.741	66.1494	220.7125	2169.3171	814.2906	-4885.0758
N1	COMB7 Max	Bottom	661.8974	66.1494	220.7125	2169.3171	1804.5916	-5211.6558

Story	Load Case/Combo	Location	P kN	VX kN	VY kN	T kN-m	MX kN-m	MY kN-m
N1	COMB7 Min	Top	595.741	-66.1494	-220.7125	-2169.3171	814.29	-4885.0759
N1	COMB7 Min	Bottom	661.8974	-66.1494	-220.7125	-2169.3171	364.4157	-5643.4622
N1	COMB8 Max	Top	595.741	220.498	66.2138	1741.2003	814.2904	-4885.0757
N1	COMB8 Max	Bottom	661.8974	220.498	66.2138	1741.2003	1300.53	-4707.8817
N1	COMB8 Min	Top	595.741	-220.498	-66.2138	-1741.2003	814.2902	-4885.076
N1	COMB8 Min	Bottom	661.8974	-220.498	-66.2138	-1741.2003	868.4772	-6147.2364
N1	ENVE Max	Top	980.6253	220.498	220.7125	2169.3171	1432.3512	-4885.0757
N1	ENVE Max	Bottom	1068.8339	220.498	220.7125	2169.3171	2071.3379	-4707.8817
N1	ENVE Min	Top	595.741	-220.498	-220.7125	-2169.3171	814.29	-8041.1273
N1	ENVE Min	Bottom	661.8974	-220.498	-220.7125	-2169.3171	364.4157	-8764.4381
N1	CIM01	Top	661.9344	0	0	0	904.767	-5427.8621
N1	CIM01	Bottom	735.4416	0	0	0	1205.004	-6030.6211
N1	CIM02	Top	740.6544	0	0	0	810.3034	-6073.3661
N1	CIM02	Bottom	814.1616	0	0	0	1110.2492	-6676.1251
N1	CIM03	Top	729.1744	0	0	0	1180.451	-5979.2301
N1	CIM03	Bottom	802.6816	0	0	0	1480.6903	-6581.9891
N1	CIM04	Top	771.4044	0	0	0	1040.6823	-6325.5161
N1	CIM04	Bottom	844.9116	0	0	0	1340.7026	-6928.2751
N1	CIM05 Max	Top	661.9344	154.3486	46.3496	1218.8402	904.7671	-5427.862
N1	CIM05 Max	Bottom	735.4416	154.3486	46.3496	1218.8402	1356.2225	-5526.847
N1	CIM05 Min	Top	661.9344	-154.3486	-46.3496	-1218.8402	904.767	-5427.8622
N1	CIM05 Min	Bottom	735.4416	-154.3486	-46.3496	-1218.8402	1053.7856	-6534.3953
N1	CIM06 Max	Top	661.9344	46.3046	154.4988	1518.522	904.7672	-5427.862
N1	CIM06 Max	Bottom	735.4416	46.3046	154.4988	1518.522	1709.0656	-5879.4889
N1	CIM06 Min	Top	661.9344	-46.3046	-154.4988	-1518.522	904.7668	-5427.8621
N1	CIM06 Min	Bottom	735.4416	-46.3046	-154.4988	-1518.522	700.9425	-6181.7534
N1	CIM07 Max	Top	771.4044	116.864	35.314	924.646	1040.6824	-6325.516
N1	CIM07 Max	Bottom	844.9116	116.864	35.314	924.646	1455.9166	-6546.8461
N1	CIM07 Min	Top	771.4044	-116.864	-35.314	-924.646	1040.6823	-6325.5162
N1	CIM07 Min	Bottom	844.9116	-116.864	-35.314	-924.646	1225.4885	-7309.7041
N1	CIM08 Max	Top	771.4044	35.2797	116.9777	1150.9363	1040.6825	-6325.5161
N1	CIM08 Max	Bottom	844.9116	35.2797	116.9777	1150.9363	1722.3492	-6813.1267
N1	CIM08 Min	Top	771.4044	-35.2797	-116.9777	-1150.9363	1040.6822	-6325.5161
N1	CIM08 Min	Bottom	844.9116	-35.2797	-116.9777	-1150.9363	959.056	-7043.4235
N1	DER01	Top	926.7082	0	0	0	1266.6738	-7599.0069
N1	DER01	Bottom	1029.6182	0	0	0	1687.0056	-8442.8696
N1	DER02	Top	953.8933	0	0	0	1072.4207	-7821.9249
N1	DER02	Bottom	1042.1019	0	0	0	1432.2402	-8545.2357
N1	DER03	Top	980.6253	0	0	0	1432.3512	-8041.1273
N1	DER03	Bottom	1068.8339	0	0	0	1792.3479	-8764.4381
N1	DER04	Top	906.6613	0	0	0	1129.0988	-7434.6225
N1	DER04	Bottom	994.8699	0	0	0	1489.0931	-8157.9333
N1	DER05 Max	Top	873.0413	705.5937	0	3834.3918	991.2568	-7158.938
N1	DER05 Max	Bottom	961.2499	705.5937	0	3834.3918	1351.25	-5579.2818
N1	DER05 Min	Top	873.0413	-705.5937	0	-3834.3918	991.2568	-7158.939
N1	DER05 Min	Bottom	961.2499	-705.5937	0	-3834.3918	1351.25	-10185.2169
N1	DER06 Max	Top	873.0413	0	706.2802	5791.4973	991.2578	-7158.9385
N1	DER06 Max	Bottom	961.2499	0	706.2802	5791.4973	3655.5314	-7882.2493
N1	DER06 Min	Top	873.0413	0	-706.2802	-5791.4973	991.2559	-7158.9385
N1	DER06 Min	Bottom	961.2499	0	-706.2802	-5791.4973	-953.0314	-7882.2493
N1	DER07 Max	Top	595.741	705.5937	0	3834.3918	814.2903	-4885.0754
N1	DER07 Max	Bottom	661.8974	705.5937	0	3834.3918	1084.5036	-3124.5915
N1	DER07 Min	Top	595.741	-705.5937	0	-3834.3918	814.2903	-4885.0763
N1	DER07 Min	Bottom	661.8974	-705.5937	0	-3834.3918	1084.5036	-7730.5265
N1	DER08 Max	Top	595.741	0	706.2802	5791.4973	814.2912	-4885.0759
N1	DER08 Max	Bottom	661.8974	0	706.2802	5791.4973	3388.785	-5427.559
N1	DER08 Min	Top	595.741	0	-706.2802	-5791.4973	814.2894	-4885.0759
N1	DER08 Min	Bottom	661.8974	0	-706.2802	-5791.4973	-1219.7778	-5427.559
N1	DERUD01	Top	926.7082	0	0	0	1266.6738	-7599.0069
N1	DERUD01	Bottom	1029.6182	0	0	0	1687.0056	-8442.8696

Story	Load Case/Combo	Location	P kN	VX kN	VY kN	T kN-m	MX kN-m	MY kN-m
N1	DERUD02	Top	953.8933	0	0	0	1072.4207	-7821.9249
N1	DERUD02	Bottom	1042.1019	0	0	0	1432.2402	-8545.2357
N1	DERUD03	Top	980.6253	0	0	0	1432.3512	-8041.1273
N1	DERUD03	Bottom	1068.8339	0	0	0	1792.3479	-8764.4381
N1	DERUD04	Top	906.6613	0	0	0	1129.0988	-7434.6225
N1	DERUD04	Bottom	994.8699	0	0	0	1489.0931	-8157.9333
N1	DERUD05 Max	Top	873.0413	108.0792	0	523.4864	991.2568	-7158.9384
N1	DERUD05 Max	Bottom	961.2499	108.0792	0	523.4864	1351.25	-7529.4563
N1	DERUD05 Min	Top	873.0413	-108.0792	0	-523.4864	991.2568	-7158.9386
N1	DERUD05 Min	Bottom	961.2499	-108.0792	0	-523.4864	1351.25	-8235.0424
N1	DERUD06 Max	Top	873.0413	0	133.1021	1091.4376	991.257	-7158.9385
N1	DERUD06 Max	Bottom	961.2499	0	133.1021	1091.4376	1785.5037	-7882.2493
N1	DERUD06 Min	Top	873.0413	0	-133.1021	-1091.4376	991.2567	-7158.9385
N1	DERUD06 Min	Bottom	961.2499	0	-133.1021	-1091.4376	916.9962	-7882.2493
N1	DERUD07 Max	Top	595.741	108.0792	0	523.4864	814.2903	-4885.0758
N1	DERUD07 Max	Bottom	661.8974	108.0792	0	523.4864	1084.5036	-5074.7659
N1	DERUD07 Min	Top	595.741	-108.0792	0	-523.4864	814.2903	-4885.0759
N1	DERUD07 Min	Bottom	661.8974	-108.0792	0	-523.4864	1084.5036	-5780.3521
N1	DERUD08 Max	Top	595.741	0	133.1021	1091.4376	814.2905	-4885.0759
N1	DERUD08 Max	Bottom	661.8974	0	133.1021	1091.4376	1518.7574	-5427.559
N1	DERUD08 Min	Top	595.741	0	-133.1021	-1091.4376	814.2901	-4885.0759
N1	DERUD08 Min	Bottom	661.8974	0	-133.1021	-1091.4376	650.2499	-5427.559
N1	VIG01 Max	Top	873.0413	440.9961	132.4275	3482.4006	991.257	-7158.9382
N1	VIG01 Max	Bottom	961.2499	440.9961	132.4275	3482.4006	1783.3027	-6442.8946
N1	VIG01 Min	Top	873.0413	-440.9961	-132.4275	-3482.4006	991.2567	-7158.9388
N1	VIG01 Min	Bottom	961.2499	-440.9961	-132.4275	-3482.4006	919.1972	-9321.6041
N1	VIG02 Max	Top	873.0413	132.2988	441.4251	4338.6342	991.2574	-7158.9384
N1	VIG02 Max	Bottom	961.2499	132.2988	441.4251	4338.6342	2791.4259	-7450.4429
N1	VIG02 Min	Top	873.0413	-132.2988	-441.4251	-4338.6342	991.2562	-7158.9386
N1	VIG02 Min	Bottom	961.2499	-132.2988	-441.4251	-4338.6342	-88.9259	-8314.0558
N1	VIG03 Max	Top	595.741	440.9961	132.4275	3482.4006	814.2905	-4885.0756
N1	VIG03 Max	Bottom	661.8974	440.9961	132.4275	3482.4006	1516.5564	-3988.2043
N1	VIG03 Min	Top	595.741	-440.9961	-132.4275	-3482.4006	814.2901	-4885.0762
N1	VIG03 Min	Bottom	661.8974	-440.9961	-132.4275	-3482.4006	652.4509	-6866.9137
N1	VIG04 Max	Top	595.741	132.2988	441.4251	4338.6342	814.2909	-4885.0758
N1	VIG04 Max	Bottom	661.8974	132.2988	441.4251	4338.6342	2524.6795	-4995.7526
N1	VIG04 Min	Top	595.741	-132.2988	-441.4251	-4338.6342	814.2897	-4885.076
N1	VIG04 Min	Bottom	661.8974	-132.2988	-441.4251	-4338.6342	-355.6722	-5859.3654
N1	COL1 Max	Top	873.0413	661.4941	198.6413	5223.6009	991.2571	-7158.9381
N1	COL1 Max	Bottom	961.2499	661.4941	198.6413	5223.6009	1999.3291	-5723.2173
N1	COL1 Min	Top	873.0413	-661.4941	-198.6413	-5223.6009	991.2566	-7158.9389
N1	COL1 Min	Bottom	961.2499	-661.4941	-198.6413	-5223.6009	703.1708	-10041.2814
N1	COL2 Max	Top	873.0413	198.4482	662.1376	6507.9514	991.2577	-7158.9384
N1	COL2 Max	Bottom	961.2499	198.4482	662.1376	6507.9514	3511.5138	-7234.5397
N1	COL2 Min	Top	873.0413	-198.4482	-662.1376	-6507.9514	991.256	-7158.9386
N1	COL2 Min	Bottom	961.2499	-198.4482	-662.1376	-6507.9514	-809.0138	-8529.959
N1	COL3 Max	Top	595.741	661.4941	198.6413	5223.6009	814.2906	-4885.0754
N1	COL3 Max	Bottom	661.8974	661.4941	198.6413	5223.6009	1732.5828	-3268.5269
N1	COL3 Min	Top	595.741	-661.4941	-198.6413	-5223.6009	814.2901	-4885.0763
N1	COL3 Min	Bottom	661.8974	-661.4941	-198.6413	-5223.6009	436.4245	-7586.5911
N1	COL4 Max	Top	595.741	198.4482	662.1376	6507.9514	814.2912	-4885.0757
N1	COL4 Max	Bottom	661.8974	198.4482	662.1376	6507.9514	3244.7674	-4779.8494
N1	COL4 Min	Top	595.741	-198.4482	-662.1376	-6507.9514	814.2894	-4885.076
N1	COL4 Min	Bottom	661.8974	-198.4482	-662.1376	-6507.9514	-1075.7602	-6075.2686
N1	CIM09 Max	Top	397.1606	154.3486	46.3496	1218.8402	542.8603	-3256.7171
N1	CIM09 Max	Bottom	441.265	154.3486	46.3496	1218.8402	874.2209	-3114.5985
N1	CIM09 Min	Top	397.1606	-154.3486	-46.3496	-1218.8402	542.8602	-3256.7174
N1	CIM09 Min	Bottom	441.265	-154.3486	-46.3496	-1218.8402	571.784	-4122.1468
N1	CIM10 Max	Top	397.1606	46.3046	154.4988	1518.522	542.8604	-3256.7172
N1	CIM10 Max	Bottom	441.265	46.3046	154.4988	1518.522	1227.064	-3467.2404

Story	Load Case/Combo	Location	P kN	VX kN	VY kN	T kN-m	MX kN-m	MY kN-m
N1	CIM10 Min	Top	397.1606	-46.3046	-154.4988	-1518.522	542.86	-3256.7173
N1	CIM10 Min	Bottom	441.265	-46.3046	-154.4988	-1518.522	218.9409	-3769.5049
N1	CIM11	Top	835.7744	0	0	0	1408.9032	-6853.3501
N1	CIM11	Bottom	909.2816	0	0	0	1708.9991	-7456.1091
N1	CIM12	Top	851.3544	0	0	0	1212.0215	-6981.1061
N1	CIM12	Bottom	924.8616	0	0	0	1511.9342	-7583.8651
N1	CIM13 Max	Top	851.3544	116.864	35.314	924.646	1212.0215	-6981.106
N1	CIM13 Max	Bottom	924.8616	116.864	35.314	924.646	1627.1482	-7202.4361
N1	CIM13 Min	Top	851.3544	-116.864	-35.314	-924.646	1212.0214	-6981.1062
N1	CIM13 Min	Bottom	924.8616	-116.864	-35.314	-924.646	1396.7201	-7965.2941
N1	CIM14 Max	Top	851.3544	35.2797	116.9777	1150.9363	1212.0216	-6981.1061
N1	CIM14 Max	Bottom	924.8616	35.2797	116.9777	1150.9363	1893.5808	-7468.7167
N1	CIM14 Min	Top	851.3544	-35.2797	-116.9777	-1150.9363	1212.0213	-6981.1061
N1	CIM14 Min	Bottom	924.8616	-35.2797	-116.9777	-1150.9363	1130.2876	-7699.0135
N1	CIM15	Top	397.1606	0	0	0	542.8602	-3256.7172
N1	CIM15	Bottom	441.265	0	0	0	723.0024	-3618.3727
N1	COMB9	Top	1007.1933	0	0	0	1186.6468	-8258.9849
N1	COMB9	Bottom	1095.4019	0	0	0	1546.3946	-8982.2957
N1	DER09	Top	1007.1933	0	0	0	1186.6468	-8258.9849
N1	DER09	Bottom	1095.4019	0	0	0	1546.3946	-8982.2957
N1	DERUD09	Top	1007.1933	0	0	0	1186.6468	-8258.9849
N1	DERUD09	Bottom	1095.4019	0	0	0	1546.3946	-8982.2957
N1	DERUD10	Top	1151.1853	0	0	0	1797.8747	-9439.7193
N1	DERUD10	Bottom	1239.3939	0	0	0	2157.642	-10163.0301
N1	DER10	Top	1151.1853	0	0	0	1797.8747	-9439.7193
N1	DER10	Bottom	1239.3939	0	0	0	2157.642	-10163.0301
N1	COMB10	Top	1151.1853	0	0	0	1797.8747	-9439.7193
N1	COMB10	Bottom	1239.3939	0	0	0	2157.642	-10163.0301
N1	COMB11	Top	959.9613	0	0	0	1243.3249	-7871.6825
N1	COMB11	Bottom	1048.1699	0	0	0	1603.2475	-8594.9933
N1	DER11	Top	959.9613	0	0	0	1243.3249	-7871.6825
N1	DER11	Bottom	1048.1699	0	0	0	1603.2475	-8594.9933
N1	DERUD11	Top	959.9613	0	0	0	1243.3249	-7871.6825
N1	DERUD11	Bottom	1048.1699	0	0	0	1603.2475	-8594.9933

5.3 Point Results

Table 5.8 - Joint Reactions

Story	Joint Label	Unique Name	Load Case/Combo	FX kN	FY kN	FZ kN	MX kN-m	MY kN-m	MZ kN-m
Base	1	13	D	25.3981	4.1357	146.483	-18.6676	26.9457	0
Base	1	13	L	5.1552	-2.8844	19.8114	-0.5959	5.4693	0
Base	1	13	LR	-0.0748	4.261	8.2876	-4.4727	-0.0793	0
Base	1	13	EX Max	151.7904	108.3746	24.3526	211.3308	301.4543	13.4121
Base	1	13	EY Max	0.0004	118.0072	36.2662	236.1649	0.0004	0
Base	1	13	DISX Max	47.4345	33.8671	7.6102	66.0409	94.2045	4.1913
Base	1	13	DISY Max	0.0001	36.8772	11.3332	73.8015	0.0001	0
Base	1	13	W	0	0	0	0	0	0
Base	1	13	G	2.4281	7.0797	26.4808	-9.2433	2.576	0
Base	1	13	DERUX Max	23.8823	16.5873	3.3388	32.3093	47.414	2.0477
Base	1	13	DERUY Max	0.0001	22.2391	6.8346	44.5065	0.0001	0
Base	1	13	COMB1	35.5574	5.7899	205.0762	-26.1346	37.7239	0
Base	1	13	COMB2	38.6887	2.4783	211.6216	-25.5909	41.046	0
Base	1	13	COMB3	35.5133	8.896	208.8511	-30.1533	37.6772	0
Base	1	13	COMB4	35.5955	4.2089	199.7348	-25.2334	37.7644	0
Base	1	13	COMB5 Max	83.0675	47.0087	206.6011	65.1843	132.0086	4.1913
Base	1	13	COMB5 Min	-11.8016	-42.8518	184.5808	-111.1783	-56.4004	-4.1913
Base	1	13	COMB6 Max	49.8634	49.1158	209.2072	70.6168	66.0656	1.2574
Base	1	13	COMB6 Min	21.4025	-44.9589	181.9747	-116.6108	9.5426	-1.2574
Base	1	13	COMB7 Max	37.0888	50.7595	145.451	76.813	52.5126	1.2574

Story	Joint Label	Unique Name	Load Case/Combo	FX kN	FY kN	FZ kN	MX kN-m	MY kN-m	MZ kN-m
Base	1	13	COMB7 Min	8.6278	-43.3153	118.2185	-110.4146	-4.0104	-1.2574
Base	1	13	COMB8 Max	70.2928	48.6523	142.8448	71.3805	118.4556	4.1913
Base	1	13	COMB8 Min	-24.5762	-41.2081	120.8246	-104.9822	-69.9534	-4.1913
Base	1	13	ENVE Max	83.0675	50.7595	211.6216	76.813	132.0086	4.1913
Base	1	13	ENVE Min	-24.5762	-44.9589	118.2185	-116.6108	-69.9534	-4.1913
Base	1	13	CIM01	25.3981	4.1357	146.483	-18.6676	26.9457	0
Base	1	13	CIM02	30.5533	1.2513	166.2944	-19.2635	32.415	0
Base	1	13	CIM03	25.3233	8.3966	154.7706	-23.1403	26.8663	0
Base	1	13	CIM04	29.2084	5.1681	167.5572	-22.469	30.9882	0
Base	1	13	CIM05 Max	58.6023	35.5868	154.1901	43.0593	92.8888	2.9339
Base	1	13	CIM05 Min	-7.8061	-27.3155	138.7759	-80.3945	-38.9975	-2.9339
Base	1	13	CIM06 Max	35.3594	37.0618	156.0144	46.8621	46.7287	0.8802
Base	1	13	CIM06 Min	15.4368	-28.7905	136.9516	-84.1972	7.1626	-0.8802
Base	1	13	CIM07 Max	54.3487	29.018	173.4039	24.3409	80.9165	2.2214
Base	1	13	CIM07 Min	4.0681	-18.6818	161.7105	-69.2789	-18.9402	-2.2214
Base	1	13	CIM08 Max	36.798	30.1318	174.7814	27.2123	46.0609	0.6706
Base	1	13	CIM08 Min	21.6188	-19.7956	160.333	-72.1504	15.9154	-0.6706
Base	1	13	DER01	35.5574	5.7899	205.0762	-26.1346	37.7239	0
Base	1	13	DER02	38.6887	2.4783	211.6216	-25.5909	41.046	0
Base	1	13	DER03	35.5133	8.896	208.8511	-30.1533	37.6772	0
Base	1	13	DER04	35.5955	4.2089	199.7348	-25.2334	37.7644	0
Base	1	13	DER05 Max	187.4233	110.453	219.9435	188.3338	339.2584	13.4121
Base	1	13	DER05 Min	-116.1575	-106.2962	171.2384	-234.3278	-263.6502	-13.4121
Base	1	13	DER06 Max	35.6333	120.0856	231.8572	213.1679	37.8045	0
Base	1	13	DER06 Min	35.6325	-115.9288	159.3248	-259.1619	37.8037	0
Base	1	13	DER07 Max	174.6487	112.0967	156.1873	194.53	325.7054	13.4121
Base	1	13	DER07 Min	-128.9321	-104.6525	107.4822	-228.1316	-277.2032	-13.4121
Base	1	13	DER08 Max	22.8587	121.7293	168.1009	219.3641	24.2515	0
Base	1	13	DER08 Min	22.8579	-114.2851	95.5685	-252.9657	24.2507	0
Base	1	13	DERUD01	35.5574	5.7899	205.0762	-26.1346	37.7239	0
Base	1	13	DERUD02	38.6887	2.4783	211.6216	-25.5909	41.046	0
Base	1	13	DERUD03	35.5133	8.896	208.8511	-30.1533	37.6772	0
Base	1	13	DERUD04	35.5955	4.2089	199.7348	-25.2334	37.7644	0
Base	1	13	DERUD05 Max	59.5152	18.6658	198.9298	9.3123	85.2181	2.0477
Base	1	13	DERUD05 Min	11.7506	-14.5089	192.2522	-55.3063	-9.6099	-2.0477
Base	1	13	DERUD06 Max	35.633	24.3175	202.4255	21.5095	37.8042	0
Base	1	13	DERUD06 Min	35.6329	-20.1606	188.7564	-67.5035	37.804	0
Base	1	13	DERUD07 Max	46.7406	20.3094	135.1735	15.5085	71.6651	2.0477
Base	1	13	DERUD07 Min	-1.024	-12.8652	128.4959	-49.1101	-23.1629	-2.0477
Base	1	13	DERUD08 Max	22.8584	25.9612	138.6693	27.7057	24.2512	0
Base	1	13	DERUD08 Min	22.8582	-18.517	125.0002	-61.3073	24.251	0
Base	1	13	VIG01 Max	130.502	91.9389	217.6112	153.3656	226.2131	8.3825
Base	1	13	VIG01 Min	-59.2361	-87.7821	173.5707	-199.3597	-150.6049	-8.3825
Base	1	13	VIG02 Max	64.0939	96.1532	222.8235	164.2306	94.327	2.5148
Base	1	13	VIG02 Min	7.172	-91.9963	168.3585	-210.2246	-18.7188	-2.5148
Base	1	13	VIG03 Max	117.7274	93.5826	153.855	159.5618	212.6601	8.3825
Base	1	13	VIG03 Min	-72.0108	-86.1384	109.8145	-193.1635	-164.1579	-8.3825
Base	1	13	VIG04 Max	51.3192	97.7968	159.0672	170.4267	80.774	2.5148
Base	1	13	VIG04 Min	-5.6026	-90.3526	104.6022	-204.0284	-32.2718	-2.5148
Base	1	13	COL1 Max	177.9365	136.8691	228.6214	241.547	320.4176	12.5738
Base	1	13	COL1 Min	-106.6707	-132.7123	162.5606	-287.541	-244.8094	-12.5738
Base	1	13	COL2 Max	78.3243	143.1905	236.4397	257.8443	122.5885	3.7721
Base	1	13	COL2 Min	-7.0585	-139.0337	154.7422	-303.8384	-46.9803	-3.7721
Base	1	13	COL3 Max	165.1619	138.5128	164.8651	247.7432	306.8646	12.5738
Base	1	13	COL3 Min	-119.4453	-131.0686	98.8043	-281.3448	-258.3624	-12.5738
Base	1	13	COL4 Max	65.5497	144.8342	172.6834	264.0405	109.0355	3.7721
Base	1	13	COL4 Min	-19.8331	-137.39	90.986	-297.6422	-60.5333	-3.7721
Base	1	13	CIM09 Max	48.443	33.9326	95.5969	50.5264	82.1106	2.9339
Base	1	13	CIM09 Min	-17.9653	-28.9698	80.1827	-72.9275	-49.7757	-2.9339
Base	1	13	CIM10 Max	25.2002	35.4076	97.4212	54.3291	35.9504	0.8802

Story	Joint Label	Unique Name	Load Case/Combo	FX kN	FY kN	FZ kN	MX kN-m	MY kN-m	MZ kN-m
Base	1	13	CIM10 Min	5.2775	-30.4448	78.3584	-76.7302	-3.6156	-0.8802
Base	1	13	CIM11	27.8262	11.2154	172.9639	-27.9109	29.5217	0
Base	1	13	CIM12	31.0855	7.2822	181.2022	-26.047	32.9796	0
Base	1	13	CIM13 Max	56.2258	31.1321	187.0489	20.7629	82.908	2.2214
Base	1	13	CIM13 Min	5.9452	-16.5677	175.3555	-72.8569	-16.9487	-2.2214
Base	1	13	CIM14 Max	38.6751	32.2459	188.4264	23.6344	48.0524	0.6706
Base	1	13	CIM14 Min	23.496	-17.6815	173.9779	-75.7283	17.9069	-0.6706
Base	1	13	CIM15	15.2389	2.4814	87.8898	-11.2006	16.1674	0
Base	1	13	COMB9	39.9401	3.8877	220.7182	-27.9762	42.3737	0
Base	1	13	DER09	39.9401	3.8877	220.7182	-27.9762	42.3737	0
Base	1	13	DERUD09	39.9401	3.8877	220.7182	-27.9762	42.3737	0
Base	1	13	DERUD10	39.5178	13.406	237.9603	-37.7863	41.9257	0
Base	1	13	DER10	39.5178	13.406	237.9603	-37.7863	41.9257	0
Base	1	13	COMB10	39.5178	13.406	237.9603	-37.7863	41.9257	0
Base	1	13	COMB11	36.847	5.6183	208.8314	-27.6187	39.0921	0
Base	1	13	DER11	36.847	5.6183	208.8314	-27.6187	39.0921	0
Base	1	13	DERUD11	36.847	5.6183	208.8314	-27.6187	39.0921	0
Base	2	15	D	6.2405	4.4078	44.7451	-18.8365	6.4921	0.016
Base	2	15	L	0.168	5.0857	-2.5106	-8.9438	0.1722	-0.0003
Base	2	15	LR	0.0115	-4.1892	8.4385	4.41	0.0134	0.0057
Base	2	15	EX Max	77.6611	103.3655	39.633	204.748	159.0528	13.0931
Base	2	15	EY Max	0.0463	117.4373	36.2775	233.9384	0.0967	0.0738
Base	2	15	DISX Max	24.2691	32.3017	12.3853	63.9837	49.704	4.0916
Base	2	15	DISY Max	0.0145	36.6991	11.3367	73.1057	0.0302	0.0231
Base	2	15	W	0	0	0	0	0	0
Base	2	15	G	0.107	-5.8355	15.6217	4.3481	0.113	0.0112
Base	2	15	DERUX Max	10.7348	15.7776	6.2575	31.2596	22.0485	2.0127
Base	2	15	DERUY Max	0.0087	22.1317	6.8367	44.0869	0.0182	0.0139
Base	2	15	COMB1	8.7367	6.171	62.6431	-26.3711	9.089	0.0224
Base	2	15	COMB2	7.7631	11.3319	53.8964	-34.709	8.0728	0.0215
Base	2	15	COMB3	7.675	3.6724	64.6851	-24.4917	7.9842	0.0279
Base	2	15	COMB4	7.6623	8.2805	55.4027	-29.3427	7.9695	0.0217
Base	2	15	COMB5 Max	31.93	53.6865	66.9698	54.3678	57.6758	4.1174
Base	2	15	COMB5 Min	-16.6169	-32.9364	35.3972	-117.4631	-41.7503	-4.0796
Base	2	15	COMB6 Max	14.9518	56.7647	66.2358	60.7532	22.9042	1.2694
Base	2	15	COMB6 Min	0.3614	-36.0146	36.1312	-123.8485	-6.9787	-1.2317
Base	2	15	COMB7 Max	12.9116	50.3567	55.3229	75.348	20.7843	1.265
Base	2	15	COMB7 Min	-1.6788	-42.4226	25.2183	-109.2537	-9.0985	-1.2361
Base	2	15	COMB8 Max	29.8899	47.2785	56.0569	68.9626	55.556	4.1129
Base	2	15	COMB8 Min	-18.657	-39.3444	24.4842	-102.8683	-43.8702	-4.0841
Base	2	15	ENVE Max	31.93	56.7647	66.9698	75.348	57.6758	4.1174
Base	2	15	ENVE Min	-18.657	-42.4226	24.4842	-123.8485	-43.8702	-4.0841
Base	2	15	CIM01	6.2405	4.4078	44.7451	-18.8365	6.4921	0.016
Base	2	15	CIM02	6.4085	9.4935	42.2345	-27.7804	6.6643	0.0157
Base	2	15	CIM03	6.252	0.2186	53.1836	-14.4265	6.5056	0.0217
Base	2	15	CIM04	6.3751	5.0802	49.191	-22.2369	6.6313	0.02
Base	2	15	CIM05 Max	23.2319	34.7259	55.7955	41.3043	41.2913	2.885
Base	2	15	CIM05 Min	-10.7509	-25.9102	33.6946	-78.9773	-28.307	-2.8529
Base	2	15	CIM06 Max	11.3471	36.8806	55.2817	45.7741	16.9511	0.8914
Base	2	15	CIM06 Min	1.1338	-28.0649	34.2084	-83.4471	-3.9669	-0.8594
Base	2	15	CIM07 Max	19.24	28.072	57.5691	23.3714	32.9793	2.1922
Base	2	15	CIM07 Min	-6.4898	-17.9116	40.8129	-67.8452	-19.7166	-2.1522
Base	2	15	CIM08 Max	10.2658	29.699	57.1811	26.7465	14.6	0.6869
Base	2	15	CIM08 Min	2.4844	-19.5386	41.2009	-71.2203	-1.3373	-0.6469
Base	2	15	DER01	8.7367	6.171	62.6431	-26.3711	9.089	0.0224
Base	2	15	DER02	7.7631	11.3319	53.8964	-34.709	8.0728	0.0215
Base	2	15	DER03	7.675	3.6724	64.6851	-24.4917	7.9842	0.0279
Base	2	15	DER04	7.6623	8.2805	55.4027	-29.3427	7.9695	0.0217
Base	2	15	DER05 Max	85.3176	113.7406	90.8165	173.2003	167.0156	13.112
Base	2	15	DER05 Min	-70.0045	-92.9904	11.5505	-236.2956	-151.0901	-13.0742

Story	Joint Label	Unique Name	Load Case/Combo	FX kN	FY kN	FZ kN	MX kN-m	MY kN-m	MZ kN-m
Base	2	15	DER06 Max	7.7029	127.8124	87.461	202.3907	8.0595	0.0927
Base	2	15	DER06 Min	7.6102	-107.0622	14.906	-265.486	7.866	-0.055
Base	2	15	DER07 Max	83.2775	107.3325	79.9035	187.7951	164.8957	13.1075
Base	2	15	DER07 Min	-72.0447	-99.3984	0.6376	-221.7008	-153.2099	-13.0787
Base	2	15	DER08 Max	5.6628	121.4043	76.548	216.9855	5.9396	0.0883
Base	2	15	DER08 Min	5.5701	-113.4702	3.9931	-250.8912	5.7462	-0.0594
Base	2	15	DERUD01	8.7367	6.171	62.6431	-26.3711	9.089	0.0224
Base	2	15	DERUD02	7.7631	11.3319	53.8964	-34.709	8.0728	0.0215
Base	2	15	DERUD03	7.675	3.6724	64.6851	-24.4917	7.9842	0.0279
Base	2	15	DERUD04	7.6623	8.2805	55.4027	-29.3427	7.9695	0.0217
Base	2	15	DERUD05 Max	18.3914	26.1527	57.441	-0.2881	30.0112	2.0316
Base	2	15	DERUD05 Min	-3.0783	-5.4025	44.926	-62.8073	-14.0857	-1.9938
Base	2	15	DERUD06 Max	7.6653	32.5067	58.0202	12.5392	7.981	0.0328
Base	2	15	DERUD06 Min	7.6478	-11.7566	44.3468	-75.6346	7.9445	0.005
Base	2	15	DERUD07 Max	16.3512	19.7447	46.5281	14.3067	27.8914	2.0271
Base	2	15	DERUD07 Min	-5.1184	-11.8106	34.013	-48.2125	-16.2055	-1.9983
Base	2	15	DERUD08 Max	5.6252	26.0987	47.1072	27.134	5.8611	0.0283
Base	2	15	DERUD08 Min	5.6077	-18.1646	33.4339	-61.0398	5.8247	0.0005
Base	2	15	VIG01 Max	56.2034	96.998	82.7561	140.2833	107.3889	8.2159
Base	2	15	VIG01 Min	-40.8903	-76.2478	19.6108	-203.3786	-91.4634	-8.1781
Base	2	15	VIG02 Max	22.247	103.1544	81.2881	153.0541	37.8456	2.52
Base	2	15	VIG02 Min	-6.9339	-82.4042	21.0789	-216.1494	-21.9201	-2.4822
Base	2	15	VIG03 Max	54.1633	90.59	71.8432	154.8781	105.2691	8.2114
Base	2	15	VIG03 Min	-42.9304	-82.6559	8.6979	-188.7838	-93.5832	-8.1826
Base	2	15	VIG04 Max	20.2068	96.7464	70.3752	167.6488	35.7258	2.5155
Base	2	15	VIG04 Min	-8.974	-88.8123	10.1659	-201.5546	-24.0399	-2.4867
Base	2	15	COL1 Max	80.4769	140.3095	98.5425	226.1987	157.102	12.3144
Base	2	15	COL1 Min	-65.1637	-119.5593	3.8245	-289.294	-141.1765	-12.2766
Base	2	15	COL2 Max	29.5422	149.5441	96.3404	245.3549	52.787	3.7705
Base	2	15	COL2 Min	-14.2291	-128.7939	6.0266	-308.4502	-36.8615	-3.7328
Base	2	15	COL3 Max	78.4367	133.9014	87.6295	240.7935	154.9821	12.3099
Base	2	15	COL3 Min	-67.2039	-125.9673	-7.0884	-274.6993	-143.2963	-12.2811
Base	2	15	COL4 Max	27.5021	143.136	85.4275	259.9497	50.6672	3.7661
Base	2	15	COL4 Min	-16.2692	-135.2019	-4.8864	-293.8555	-38.9814	-3.7372
Base	2	15	CIM09 Max	20.7357	32.9627	37.8975	48.8389	38.6944	2.8786
Base	2	15	CIM09 Min	-13.2471	-27.6733	15.7966	-71.4427	-30.9039	-2.8593
Base	2	15	CIM10 Max	8.8509	35.1175	37.3837	53.3087	14.3543	0.885
Base	2	15	CIM10 Min	-1.3624	-29.8281	16.3104	-75.9125	-6.5637	-0.8658
Base	2	15	CIM11	6.3475	-1.4277	60.3668	-14.4884	6.6051	0.0272
Base	2	15	CIM12	6.4467	3.8454	54.5784	-22.2833	6.706	0.0241
Base	2	15	CIM13 Max	19.3117	26.8372	62.9565	23.325	33.0539	2.1964
Base	2	15	CIM13 Min	-6.4182	-19.1463	46.2003	-67.8916	-19.642	-2.1481
Base	2	15	CIM14 Max	10.3375	28.4643	62.5685	26.7001	14.6746	0.691
Base	2	15	CIM14 Min	2.556	-20.7734	46.5883	-71.2668	-1.2627	-0.6428
Base	2	15	CIM15	3.7443	2.6447	26.847	-11.3019	3.8953	0.0096
Base	2	15	COMB9	7.8109	10.5087	57.488	-34.7399	8.1225	0.0243
Base	2	15	DER09	7.8109	10.5087	57.488	-34.7399	8.1225	0.0243
Base	2	15	DERUD09	7.8109	10.5087	57.488	-34.7399	8.1225	0.0243
Base	2	15	DERUD10	7.8278	1.0382	76.1782	-24.5907	8.1435	0.0367
Base	2	15	DER10	7.8278	1.0382	76.1782	-24.5907	8.1435	0.0367
Base	2	15	COMB10	7.8278	1.0382	76.1782	-24.5907	8.1435	0.0367
Base	2	15	COMB11	7.7101	7.4573	58.9943	-29.3736	8.0192	0.0245
Base	2	15	DER11	7.7101	7.4573	58.9943	-29.3736	8.0192	0.0245
Base	2	15	DERUD11	7.7101	7.4573	58.9943	-29.3736	8.0192	0.0245
Base	3	16	D	0	-21.8618	285.1152	8.9041	0	0
Base	3	16	L	0	-10.7466	48.0183	7.7491	0	0
Base	3	16	LR	0	7.5145	17.0421	-7.9335	0	0
Base	3	16	EX Max	194.4319	0	0	0	347.2938	13.4121
Base	3	16	EY Max	0	117.4674	36.3635	236.0181	0	0
Base	3	16	DISX Max	60.76	0	0	0	108.5293	4.1913

Story	Joint Label	Unique Name	Load Case/Combo	FX kN	FY kN	FZ kN	MX kN-m	MY kN-m	MZ kN-m
Base	3	16	DISY Max	0	36.7086	11.3636	73.7557	0	0
Base	3	16	W	0	0	0	0	0	0
Base	3	16	G	0	9.6558	58.0934	-11.9924	0	0
Base	3	16	DERUX Max	30.5767	0	0	0	54.6103	2.0477
Base	3	16	DERUY Max	0	22.1373	6.8529	44.4788	0	0
Base	3	16	COMB1	0	-30.6066	399.1613	12.4658	0	0
Base	3	16	COMB2	0	-39.6714	427.4887	19.1167	0	0
Base	3	16	COMB3	0	-24.9575	417.4241	5.7404	0	0
Base	3	16	COMB4	0	-33.2235	398.6777	14.4673	0	0
Base	3	16	COMB5 Max	60.76	-25.9682	393.5657	40.5607	108.5293	4.1913
Base	3	16	COMB5 Min	-60.76	-47.9933	386.7476	-3.6927	-108.5293	-4.1913
Base	3	16	COMB6 Max	18.228	-0.2722	401.5202	92.1897	32.5588	1.2574
Base	3	16	COMB6 Min	-18.228	-73.6893	378.793	-55.3217	-32.5588	-1.2574
Base	3	16	COMB7 Max	18.228	17.0329	267.9673	81.7694	32.5588	1.2574
Base	3	16	COMB7 Min	-18.228	-56.3842	245.2401	-65.742	-32.5588	-1.2574
Base	3	16	COMB8 Max	60.76	-8.6631	260.0128	30.1404	108.5293	4.1913
Base	3	16	COMB8 Min	-60.76	-30.6882	253.1946	-14.113	-108.5293	-4.1913
Base	3	16	ENVE Max	60.76	17.0329	427.4887	92.1897	108.5293	4.1913
Base	3	16	ENVE Min	-60.76	-73.6893	245.2401	-65.742	-108.5293	-4.1913
Base	3	16	CIM01	0	-21.8618	285.1152	8.9041	0	0
Base	3	16	CIM02	0	-32.6084	333.1336	16.6532	0	0
Base	3	16	CIM03	0	-14.3473	302.1574	0.9706	0	0
Base	3	16	CIM04	0	-24.2859	333.9106	8.7658	0	0
Base	3	16	CIM05 Max	42.532	-14.153	287.5016	24.3928	75.9705	2.9339
Base	3	16	CIM05 Min	-42.532	-29.5706	282.7289	-6.5846	-75.9705	-2.9339
Base	3	16	CIM06 Max	12.7596	3.8342	293.0698	60.5331	22.7912	0.8802
Base	3	16	CIM06 Min	-12.7596	-47.5578	277.1607	-42.7249	-22.7912	-0.8802
Base	3	16	CIM07 Max	32.2028	-18.4125	335.7288	20.5667	57.5205	2.2214
Base	3	16	CIM07 Min	-32.2028	-30.1592	332.0924	-3.0351	-57.5205	-2.2214
Base	3	16	CIM08 Max	9.7216	-4.8303	339.9333	47.8563	17.3647	0.6706
Base	3	16	CIM08 Min	-9.7216	-43.7414	327.8879	-30.3247	-17.3647	-0.6706
Base	3	16	DER01	0	-30.6066	399.1613	12.4658	0	0
Base	3	16	DER02	0	-39.6714	427.4887	19.1167	0	0
Base	3	16	DER03	0	-24.9575	417.4241	5.7404	0	0
Base	3	16	DER04	0	-33.2235	398.6777	14.4673	0	0
Base	3	16	DER05 Max	194.4319	-36.9808	390.1566	18.434	347.2938	13.4121
Base	3	16	DER05 Min	-194.4319	-36.9808	390.1566	18.434	-347.2938	-13.4121
Base	3	16	DER06 Max	0	80.4867	426.5202	254.4521	0	0
Base	3	16	DER06 Min	0	-154.4482	353.7931	-217.5841	0	0
Base	3	16	DER07 Max	194.4319	-19.6756	256.6037	8.0137	347.2938	13.4121
Base	3	16	DER07 Min	-194.4319	-19.6756	256.6037	8.0137	-347.2938	-13.4121
Base	3	16	DER08 Max	0	97.7918	292.9673	244.0318	0	0
Base	3	16	DER08 Min	0	-137.1431	220.2402	-228.0044	0	0
Base	3	16	DERUD01	0	-30.6066	399.1613	12.4658	0	0
Base	3	16	DERUD02	0	-39.6714	427.4887	19.1167	0	0
Base	3	16	DERUD03	0	-24.9575	417.4241	5.7404	0	0
Base	3	16	DERUD04	0	-33.2235	398.6777	14.4673	0	0
Base	3	16	DERUD05 Max	30.5767	-36.9808	390.1566	18.434	54.6103	2.0477
Base	3	16	DERUD05 Min	-30.5767	-36.9808	390.1566	18.434	-54.6103	-2.0477
Base	3	16	DERUD06 Max	0	-14.8434	397.0095	62.9128	0	0
Base	3	16	DERUD06 Min	0	-59.1181	383.3037	-26.0448	0	0
Base	3	16	DERUD07 Max	30.5767	-19.6756	256.6037	8.0137	54.6103	2.0477
Base	3	16	DERUD07 Min	-30.5767	-19.6756	256.6037	8.0137	-54.6103	-2.0477
Base	3	16	DERUD08 Max	0	2.4617	263.4566	52.4925	0	0
Base	3	16	DERUD08 Min	0	-41.813	249.7508	-36.4651	0	0
Base	3	16	VIG01 Max	121.5199	-14.9556	396.9748	62.6874	217.0586	8.3825
Base	3	16	VIG01 Min	-121.5199	-59.0059	383.3385	-25.8194	-217.0586	-8.3825
Base	3	16	VIG02 Max	36.456	36.4364	412.8838	165.9453	65.1176	2.5148
Base	3	16	VIG02 Min	-36.456	-110.3979	367.4294	-129.0773	-65.1176	-2.5148
Base	3	16	VIG03 Max	121.5199	2.3495	263.4219	52.2671	217.0586	8.3825

Story	Joint Label	Unique Name	Load Case/Combo	FX kN	FY kN	FZ kN	MX kN-m	MY kN-m	MZ kN-m
Base	3	16	VIG03 Min	-121.5199	-41.7008	249.7855	-36.2397	-217.0586	-8.3825
Base	3	16	VIG04 Max	36.456	53.7415	279.3309	155.525	65.1176	2.5148
Base	3	16	VIG04 Min	-36.456	-93.0928	233.8765	-139.4976	-65.1176	-2.5148
Base	3	16	COL1 Max	182.2799	-3.943	400.3839	84.8141	325.588	12.5738
Base	3	16	COL1 Min	-182.2799	-70.0185	379.9294	-47.9461	-325.588	-12.5738
Base	3	16	COL2 Max	54.684	73.145	424.2475	239.701	97.6764	3.7721
Base	3	16	COL2 Min	-54.684	-147.1065	356.0658	-202.833	-97.6764	-3.7721
Base	3	16	COL3 Max	182.2799	13.3621	266.831	74.3938	325.588	12.5738
Base	3	16	COL3 Min	-182.2799	-52.7134	246.3765	-58.3664	-325.588	-12.5738
Base	3	16	COL4 Max	54.684	90.4501	290.6945	229.2807	97.6764	3.7721
Base	3	16	COL4 Min	-54.684	-129.8014	222.5129	-213.2533	-97.6764	-3.7721
Base	3	16	CIM09 Max	42.532	-5.4083	173.4555	20.8312	75.9705	2.9339
Base	3	16	CIM09 Min	-42.532	-20.8259	168.6828	-10.1462	-75.9705	-2.9339
Base	3	16	CIM10 Max	12.7596	12.5789	179.0237	56.9714	22.7912	0.8802
Base	3	16	CIM10 Min	-12.7596	-38.8131	163.1146	-46.2865	-22.7912	-0.8802
Base	3	16	CIM11	0	-12.2061	343.2087	-3.0883	0	0
Base	3	16	CIM12	0	-22.6799	364.6991	5.7216	0	0
Base	3	16	CIM13 Max	32.2028	-16.8066	366.5173	17.5225	57.5205	2.2214
Base	3	16	CIM13 Min	-32.2028	-28.5533	362.8809	-6.0793	-57.5205	-2.2214
Base	3	16	CIM14 Max	9.7216	-3.2244	370.7218	44.8121	17.3647	0.6706
Base	3	16	CIM14 Min	-9.7216	-42.1355	358.6764	-33.3689	-17.3647	-0.6706
Base	3	16	CIM15	0	-13.1171	171.0691	5.3425	0	0
Base	3	16	COMB9	0	-38.6008	448.0144	17.0872	0	0
Base	3	16	DER09	0	-38.6008	448.0144	17.0872	0	0
Base	3	16	DERUD09	0	-38.6008	448.0144	17.0872	0	0
Base	3	16	DERUD10	0	-21.5316	483.1061	-0.7539	0	0
Base	3	16	DER10	0	-21.5316	483.1061	-0.7539	0	0
Base	3	16	COMB10	0	-21.5316	483.1061	-0.7539	0	0
Base	3	16	COMB11	0	-32.1529	419.2034	12.4378	0	0
Base	3	16	DER11	0	-32.1529	419.2034	12.4378	0	0
Base	3	16	DERUD11	0	-32.1529	419.2034	12.4378	0	0
Base	4	18	D	0	4.7748	67.8702	-19.2467	0	0
Base	4	18	L	0	6.344	-3.8999	-10.2717	0	0
Base	4	18	LR	0	-7.6581	16.7457	8.0389	0	0
Base	4	18	EX Max	105.0082	0	0	0	188.2396	13.5683
Base	4	18	EY Max	0	117.9238	36.341	235.1099	0	0
Base	4	18	DISX Max	32.8151	0	0	0	58.8249	4.2401
Base	4	18	DISY Max	0	36.8512	11.3566	73.4718	0	0
Base	4	18	W	0	0	0	0	0	0
Base	4	18	G	0	-12.1441	31.5414	10.942	0	0
Base	4	18	DERUX Max	14.5899	0	0	0	26.1623	2.0844
Base	4	18	DERUY Max	0	22.2233	6.8486	44.3077	0	0
Base	4	18	COMB1	0	6.6847	95.0183	-26.9454	0	0
Base	4	18	COMB2	0	12.0511	83.5773	-35.5113	0	0
Base	4	18	COMB3	0	-0.1791	104.3375	-20.5054	0	0
Base	4	18	COMB4	0	8.2447	85.9172	-29.3483	0	0
Base	4	18	COMB5 Max	32.8151	23.1291	80.9513	-11.3262	58.8249	4.2401
Base	4	18	COMB5 Min	-32.8151	1.0184	74.1374	-55.4093	-58.8249	-4.2401
Base	4	18	COMB6 Max	9.8445	48.9249	88.9009	40.1041	17.6475	1.272
Base	4	18	COMB6 Min	-9.8445	-24.7774	66.1878	-106.8395	-17.6475	-1.272
Base	4	18	COMB7 Max	9.8445	41.1485	72.4398	56.1498	17.6475	1.272
Base	4	18	COMB7 Min	-9.8445	-32.5538	49.7266	-90.7938	-17.6475	-1.272
Base	4	18	COMB8 Max	32.8151	15.3527	64.4902	4.7195	58.8249	4.2401
Base	4	18	COMB8 Min	-32.8151	-6.758	57.6762	-39.3636	-58.8249	-4.2401
Base	4	18	ENVE Max	32.8151	48.9249	104.3375	56.1498	58.8249	4.2401
Base	4	18	ENVE Min	-32.8151	-32.5538	49.7266	-106.8395	-58.8249	-4.2401
Base	4	18	CIM01	0	4.7748	67.8702	-19.2467	0	0
Base	4	18	CIM02	0	11.1188	63.9703	-29.5184	0	0
Base	4	18	CIM03	0	-2.8832	84.6159	-11.2078	0	0
Base	4	18	CIM04	0	3.7892	77.5046	-20.9213	0	0

Story	Joint Label	Unique Name	Load Case/Combo	FX kN	FY kN	FZ kN	MX kN-m	MY kN-m	MZ kN-m
Base	4	18	CIM05 Max	22.9705	12.5136	70.2551	-3.8176	41.1774	2.9681
Base	4	18	CIM05 Min	-22.9705	-2.9639	65.4853	-34.6758	-41.1774	-2.9681
Base	4	18	CIM06 Max	6.8912	30.5706	75.8198	32.1836	12.3532	0.8904
Base	4	18	CIM06 Min	-6.8912	-21.021	59.9206	-70.677	-12.3532	-0.8904
Base	4	18	CIM07 Max	17.392	9.6854	79.3216	-9.1658	31.1772	2.2473
Base	4	18	CIM07 Min	-17.392	-2.1069	75.6875	-32.6768	-31.1772	-2.2473
Base	4	18	CIM08 Max	5.2504	23.3204	83.5235	18.0188	9.412	0.6784
Base	4	18	CIM08 Min	-5.2504	-15.7419	71.4856	-59.8613	-9.412	-0.6784
Base	4	18	DER01	0	6.6847	95.0183	-26.9454	0	0
Base	4	18	DER02	0	12.0511	83.5773	-35.5113	0	0
Base	4	18	DER03	0	-0.1791	104.3375	-20.5054	0	0
Base	4	18	DER04	0	8.2447	85.9172	-29.3483	0	0
Base	4	18	DER05 Max	105.0082	12.0737	77.5444	-33.3677	188.2396	13.5683
Base	4	18	DER05 Min	-105.0082	12.0737	77.5444	-33.3677	-188.2396	-13.5683
Base	4	18	DER06 Max	0	129.9975	113.8854	201.7421	0	0
Base	4	18	DER06 Min	0	-105.85	41.2034	-268.4776	0	0
Base	4	18	DER07 Max	105.0082	4.2973	61.0832	-17.322	188.2396	13.5683
Base	4	18	DER07 Min	-105.0082	4.2973	61.0832	-17.322	-188.2396	-13.5683
Base	4	18	DER08 Max	0	122.2211	97.4242	217.7878	0	0
Base	4	18	DER08 Min	0	-113.6264	24.7422	-252.4319	0	0
Base	4	18	DERUD01	0	6.6847	95.0183	-26.9454	0	0
Base	4	18	DERUD02	0	12.0511	83.5773	-35.5113	0	0
Base	4	18	DERUD03	0	-0.1791	104.3375	-20.5054	0	0
Base	4	18	DERUD04	0	8.2447	85.9172	-29.3483	0	0
Base	4	18	DERUD05 Max	14.5899	12.0737	77.5444	-33.3677	26.1623	2.0844
Base	4	18	DERUD05 Min	-14.5899	12.0737	77.5444	-33.3677	-26.1623	-2.0844
Base	4	18	DERUD06 Max	0	34.2971	84.393	10.94	0	0
Base	4	18	DERUD06 Min	0	-10.1496	70.6957	-77.6754	0	0
Base	4	18	DERUD07 Max	14.5899	4.2973	61.0832	-17.322	26.1623	2.0844
Base	4	18	DERUD07 Min	-14.5899	4.2973	61.0832	-17.322	-26.1623	-2.0844
Base	4	18	DERUD08 Max	0	26.5207	67.9318	26.9857	0	0
Base	4	18	DERUD08 Min	0	-17.926	54.2345	-61.6297	0	0
Base	4	18	VIG01 Max	65.6301	34.1845	84.3583	10.7154	117.6498	8.4802
Base	4	18	VIG01 Min	-65.6301	-10.037	70.7304	-77.4508	-117.6498	-8.4802
Base	4	18	VIG02 Max	19.689	85.7761	100.2575	113.5759	35.2949	2.5441
Base	4	18	VIG02 Min	-19.689	-61.6286	54.8313	-180.3114	-35.2949	-2.5441
Base	4	18	VIG03 Max	65.6301	26.408	67.8971	26.7611	117.6498	8.4802
Base	4	18	VIG03 Min	-65.6301	-17.8134	54.2693	-61.4051	-117.6498	-8.4802
Base	4	18	VIG04 Max	19.689	77.9997	83.7963	129.6216	35.2949	2.5441
Base	4	18	VIG04 Min	-19.689	-69.405	38.3701	-164.2657	-35.2949	-2.5441
Base	4	18	COL1 Max	98.4452	45.2398	87.7653	32.7569	176.4747	12.7203
Base	4	18	COL1 Min	-98.4452	-21.0923	67.3235	-99.4924	-176.4747	-12.7203
Base	4	18	COL2 Max	29.5335	122.6273	111.614	187.0478	52.9424	3.8161
Base	4	18	COL2 Min	-29.5335	-98.4798	43.4747	-253.7832	-52.9424	-3.8161
Base	4	18	COL3 Max	98.4452	37.4634	71.3041	48.8026	176.4747	12.7203
Base	4	18	COL3 Min	-98.4452	-28.8687	50.8623	-83.4467	-176.4747	-12.7203
Base	4	18	COL4 Max	29.5335	114.8509	95.1529	203.0935	52.9424	3.8161
Base	4	18	COL4 Min	-29.5335	-106.2562	27.0135	-237.7375	-52.9424	-3.8161
Base	4	18	CIM09 Max	22.9705	10.6036	43.107	3.8811	41.1774	2.9681
Base	4	18	CIM09 Min	-22.9705	-4.8739	38.3373	-26.9771	-41.1774	-2.9681
Base	4	18	CIM10 Max	6.8912	28.6607	48.6717	39.8823	12.3532	0.8904
Base	4	18	CIM10 Min	-6.8912	-22.9309	32.7725	-62.9783	-12.3532	-0.8904
Base	4	18	CIM11	0	-7.3693	99.4117	-8.3047	0	0
Base	4	18	CIM12	0	0.4247	88.6014	-18.744	0	0
Base	4	18	CIM13 Max	17.392	6.3209	90.4184	-6.9885	31.1772	2.2473
Base	4	18	CIM13 Min	-17.392	-5.4715	86.7843	-30.4995	-31.1772	-2.2473
Base	4	18	CIM14 Max	5.2504	19.9558	94.6204	20.1961	9.412	0.6784
Base	4	18	CIM14 Min	-5.2504	-19.1064	82.5824	-57.684	-9.412	-0.6784
Base	4	18	CIM15	0	2.8649	40.7221	-11.548	0	0
Base	4	18	COMB9	0	9.8081	90.9752	-34.0597	0	0

Story	Joint Label	Unique Name	Load Case/Combo	FX kN	FY kN	FZ kN	MX kN-m	MY kN-m	MZ kN-m
Base	4	18	DER09	0	9.8081	90.9752	-34.0597	0	0
Base	4	18	DERUD09	0	9.8081	90.9752	-34.0597	0	0
Base	4	18	DERUD10	0	-7.3569	128.0107	-15.8605	0	0
Base	4	18	DER10	0	-7.3569	128.0107	-15.8605	0	0
Base	4	18	COMB10	0	-7.3569	128.0107	-15.8605	0	0
Base	4	18	COMB11	0	6.0017	93.3151	-27.8967	0	0
Base	4	18	DER11	0	6.0017	93.3151	-27.8967	0	0
Base	4	18	DERUD11	0	6.0017	93.3151	-27.8967	0	0
Base	5	19	D	-25.3981	4.1357	146.483	-18.6676	-26.9457	0
Base	5	19	L	-5.1552	-2.8844	19.8114	-0.5959	-5.4693	0
Base	5	19	LR	0.0748	4.261	8.2876	-4.4727	0.0793	0
Base	5	19	EX Max	151.7904	108.3746	24.3526	211.3308	301.4543	13.4121
Base	5	19	EY Max	0.0004	118.0072	36.2662	236.1649	0.0004	0
Base	5	19	DISX Max	47.4345	33.8671	7.6102	66.0409	94.2045	4.1913
Base	5	19	DISY Max	0.0001	36.8772	11.3332	73.8015	0.0001	0
Base	5	19	W	0	0	0	0	0	0
Base	5	19	G	-2.4281	7.0797	26.4808	-9.2433	-2.576	0
Base	5	19	DERUX Max	23.8823	16.5873	3.3388	32.3093	47.414	2.0477
Base	5	19	DERUY Max	0.0001	22.2391	6.8346	44.5065	0.0001	0
Base	5	19	COMB1	-35.5574	5.7899	205.0762	-26.1346	-37.7239	0
Base	5	19	COMB2	-38.6887	2.4783	211.6216	-25.5909	-41.046	0
Base	5	19	COMB3	-35.5133	8.896	208.8511	-30.1533	-37.6772	0
Base	5	19	COMB4	-35.5955	4.2089	199.7348	-25.2334	-37.7644	0
Base	5	19	COMB5 Max	11.8016	47.0087	206.6011	65.1843	56.4004	4.1913
Base	5	19	COMB5 Min	-83.0675	-42.8518	184.5808	-111.1783	-132.0086	-4.1913
Base	5	19	COMB6 Max	-21.4025	49.1158	209.2072	70.6168	-9.5426	1.2574
Base	5	19	COMB6 Min	-49.8634	-44.9589	181.9747	-116.6108	-66.0656	-1.2574
Base	5	19	COMB7 Max	-8.6278	50.7595	145.451	76.813	4.0104	1.2574
Base	5	19	COMB7 Min	-37.0888	-43.3153	118.2185	-110.4146	-52.5126	-1.2574
Base	5	19	COMB8 Max	24.5762	48.6523	142.8448	71.3805	69.9534	4.1913
Base	5	19	COMB8 Min	-70.2928	-41.2081	120.8246	-104.9822	-118.4556	-4.1913
Base	5	19	ENVE Max	24.5762	50.7595	211.6216	76.813	69.9534	4.1913
Base	5	19	ENVE Min	-83.0675	-44.9589	118.2185	-116.6108	-132.0086	-4.1913
Base	5	19	CIM01	-25.3981	4.1357	146.483	-18.6676	-26.9457	0
Base	5	19	CIM02	-30.5533	1.2513	166.2944	-19.2635	-32.415	0
Base	5	19	CIM03	-25.3233	8.3966	154.7706	-23.1403	-26.8663	0
Base	5	19	CIM04	-29.2084	5.1681	167.5572	-22.469	-30.9882	0
Base	5	19	CIM05 Max	7.8061	35.5868	154.1901	43.0593	38.9975	2.9339
Base	5	19	CIM05 Min	-58.6023	-27.3155	138.7759	-80.3945	-92.8888	-2.9339
Base	5	19	CIM06 Max	-15.4368	37.0618	156.0144	46.8621	-7.1626	0.8802
Base	5	19	CIM06 Min	-35.3594	-28.7905	136.9516	-84.1972	-46.7287	-0.8802
Base	5	19	CIM07 Max	-4.0681	29.018	173.4039	24.3409	18.9402	2.2214
Base	5	19	CIM07 Min	-54.3487	-18.6818	161.7105	-69.2789	-80.9165	-2.2214
Base	5	19	CIM08 Max	-21.6188	30.1318	174.7814	27.2123	-15.9154	0.6706
Base	5	19	CIM08 Min	-36.798	-19.7956	160.333	-72.1504	-46.0609	-0.6706
Base	5	19	DER01	-35.5574	5.7899	205.0762	-26.1346	-37.7239	0
Base	5	19	DER02	-38.6887	2.4783	211.6216	-25.5909	-41.046	0
Base	5	19	DER03	-35.5133	8.896	208.8511	-30.1533	-37.6772	0
Base	5	19	DER04	-35.5955	4.2089	199.7348	-25.2334	-37.7644	0
Base	5	19	DER05 Max	116.1575	110.453	219.9435	188.3338	263.6502	13.4121
Base	5	19	DER05 Min	-187.4233	-106.2962	171.2384	-234.3278	-339.2584	-13.4121
Base	5	19	DER06 Max	-35.6325	120.0856	231.8572	213.1679	-37.8037	0
Base	5	19	DER06 Min	-35.6333	-115.9288	159.3248	-259.1619	-37.8045	0
Base	5	19	DER07 Max	128.9321	112.0967	156.1873	194.53	277.2032	13.4121
Base	5	19	DER07 Min	-174.6487	-104.6525	107.4822	-228.1316	-325.7054	-13.4121
Base	5	19	DER08 Max	-22.8579	121.7293	168.1009	219.3641	-24.2507	0
Base	5	19	DER08 Min	-22.8587	-114.2851	95.5685	-252.9657	-24.2515	0
Base	5	19	DERUD01	-35.5574	5.7899	205.0762	-26.1346	-37.7239	0
Base	5	19	DERUD02	-38.6887	2.4783	211.6216	-25.5909	-41.046	0
Base	5	19	DERUD03	-35.5133	8.896	208.8511	-30.1533	-37.6772	0

Story	Joint Label	Unique Name	Load Case/Combo	FX kN	FY kN	FZ kN	MX kN-m	MY kN-m	MZ kN-m
Base	5	19	DERUD04	-35.5955	4.2089	199.7348	-25.2334	-37.7644	0
Base	5	19	DERUD05 Max	-11.7506	18.6658	198.9298	9.3123	9.6099	2.0477
Base	5	19	DERUD05 Min	-59.5152	-14.5089	192.2522	-55.3063	-85.2181	-2.0477
Base	5	19	DERUD06 Max	-35.6329	24.3175	202.4255	21.5095	-37.804	0
Base	5	19	DERUD06 Min	-35.633	-20.1606	188.7564	-67.5035	-37.8042	0
Base	5	19	DERUD07 Max	1.024	20.3094	135.1735	15.5085	23.1629	2.0477
Base	5	19	DERUD07 Min	-46.7406	-12.8652	128.4959	-49.1101	-71.6651	-2.0477
Base	5	19	DERUD08 Max	-22.8582	25.9612	138.6693	27.7057	-24.251	0
Base	5	19	DERUD08 Min	-22.8584	-18.517	125.0002	-61.3073	-24.2512	0
Base	5	19	VIG01 Max	59.2361	91.9389	217.6112	153.3656	150.6049	8.3825
Base	5	19	VIG01 Min	-130.502	-87.7821	173.5707	-199.3597	-226.2131	-8.3825
Base	5	19	VIG02 Max	-7.172	96.1532	222.8235	164.2306	18.7188	2.5148
Base	5	19	VIG02 Min	-64.0939	-91.9963	168.3585	-210.2246	-94.327	-2.5148
Base	5	19	VIG03 Max	72.0108	93.5826	153.855	159.5618	164.1579	8.3825
Base	5	19	VIG03 Min	-117.7274	-86.1384	109.8145	-193.1635	-212.6601	-8.3825
Base	5	19	VIG04 Max	5.6026	97.7968	159.0672	170.4267	32.2718	2.5148
Base	5	19	VIG04 Min	-51.3192	-90.3526	104.6022	-204.0284	-80.774	-2.5148
Base	5	19	COL1 Max	106.6707	136.8691	228.6214	241.547	244.8094	12.5738
Base	5	19	COL1 Min	-177.9365	-132.7123	162.5606	-287.541	-320.4176	-12.5738
Base	5	19	COL2 Max	7.0585	143.1905	236.4397	257.8443	46.9803	3.7721
Base	5	19	COL2 Min	-78.3243	-139.0337	154.7422	-303.8384	-122.5885	-3.7721
Base	5	19	COL3 Max	119.4453	138.5128	164.8651	247.7432	258.3624	12.5738
Base	5	19	COL3 Min	-165.1619	-131.0686	98.8043	-281.3448	-306.8646	-12.5738
Base	5	19	COL4 Max	19.8331	144.8342	172.6834	264.0405	60.5333	3.7721
Base	5	19	COL4 Min	-65.5497	-137.39	90.986	-297.6422	-109.0355	-3.7721
Base	5	19	CIM09 Max	17.9653	33.9326	95.5969	50.5264	49.7757	2.9339
Base	5	19	CIM09 Min	-48.443	-28.9698	80.1827	-72.9275	-82.1106	-2.9339
Base	5	19	CIM10 Max	-5.2775	35.4076	97.4212	54.3291	3.6156	0.8802
Base	5	19	CIM10 Min	-25.2002	-30.4448	78.3584	-76.7302	-35.9504	-0.8802
Base	5	19	CIM11	-27.8262	11.2154	172.9639	-27.9109	-29.5217	0
Base	5	19	CIM12	-31.0855	7.2822	181.2022	-26.047	-32.9796	0
Base	5	19	CIM13 Max	-5.9452	31.1321	187.0489	20.7629	16.9487	2.2214
Base	5	19	CIM13 Min	-56.2258	-16.5677	175.3555	-72.8569	-82.908	-2.2214
Base	5	19	CIM14 Max	-23.496	32.2459	188.4264	23.6344	-17.9069	0.6706
Base	5	19	CIM14 Min	-38.6751	-17.6815	173.9779	-75.7283	-48.0524	-0.6706
Base	5	19	CIM15	-15.2389	2.4814	87.8898	-11.2006	-16.1674	0
Base	5	19	COMB9	-39.9401	3.8877	220.7182	-27.9762	-42.3737	0
Base	5	19	DER09	-39.9401	3.8877	220.7182	-27.9762	-42.3737	0
Base	5	19	DERUD09	-39.9401	3.8877	220.7182	-27.9762	-42.3737	0
Base	5	19	DERUD10	-39.5178	13.406	237.9603	-37.7863	-41.9257	0
Base	5	19	DER10	-39.5178	13.406	237.9603	-37.7863	-41.9257	0
Base	5	19	COMB10	-39.5178	13.406	237.9603	-37.7863	-41.9257	0
Base	5	19	COMB11	-36.847	5.6183	208.8314	-27.6187	-39.0921	0
Base	5	19	DER11	-36.847	5.6183	208.8314	-27.6187	-39.0921	0
Base	5	19	DERUD11	-36.847	5.6183	208.8314	-27.6187	-39.0921	0
Base	6	21	D	-6.2405	4.4078	44.7451	-18.8365	-6.4921	-0.016
Base	6	21	L	-0.168	5.0857	-2.5106	-8.9438	-0.1722	0.0003
Base	6	21	LR	-0.0115	-4.1892	8.4385	4.41	-0.0134	-0.0057
Base	6	21	EX Max	77.6611	103.3655	39.633	204.748	159.0528	13.0931
Base	6	21	EY Max	0.0463	117.4373	36.2775	233.9384	0.0967	0.0738
Base	6	21	DISX Max	24.2691	32.3017	12.3853	63.9837	49.704	4.0916
Base	6	21	DISY Max	0.0145	36.6991	11.3367	73.1057	0.0302	0.0231
Base	6	21	W	0	0	0	0	0	0
Base	6	21	G	-0.107	-5.8355	15.6217	4.3481	-0.113	-0.0112
Base	6	21	DERUX Max	10.7348	15.7776	6.2575	31.2596	22.0485	2.0127
Base	6	21	DERUY Max	0.0087	22.1317	6.8367	44.0869	0.0182	0.0139
Base	6	21	COMB1	-8.7367	6.171	62.6431	-26.3711	-9.089	-0.0224
Base	6	21	COMB2	-7.7631	11.3319	53.8964	-34.709	-8.0728	-0.0215
Base	6	21	COMB3	-7.675	3.6724	64.6851	-24.4917	-7.9842	-0.0279
Base	6	21	COMB4	-7.6623	8.2805	55.4027	-29.3427	-7.9695	-0.0217

Story	Joint Label	Unique Name	Load Case/Combo	FX kN	FY kN	FZ kN	MX kN-m	MY kN-m	MZ kN-m
Base	6	21	COMB5 Max	16.6169	53.6865	66.9698	54.3678	41.7503	4.0796
Base	6	21	COMB5 Min	-31.93	-32.9364	35.3972	-117.4631	-57.6758	-4.1174
Base	6	21	COMB6 Max	-0.3614	56.7647	66.2358	60.7532	6.9787	1.2317
Base	6	21	COMB6 Min	-14.9518	-36.0146	36.1312	-123.8485	-22.9042	-1.2694
Base	6	21	COMB7 Max	1.6788	50.3567	55.3229	75.348	9.0985	1.2361
Base	6	21	COMB7 Min	-12.9116	-42.4226	25.2183	-109.2537	-20.7843	-1.265
Base	6	21	COMB8 Max	18.657	47.2785	56.0569	68.9626	43.8702	4.0841
Base	6	21	COMB8 Min	-29.8899	-39.3444	24.4842	-102.8683	-55.556	-4.1129
Base	6	21	ENVE Max	18.657	56.7647	66.9698	75.348	43.8702	4.0841
Base	6	21	ENVE Min	-31.93	-42.4226	24.4842	-123.8485	-57.6758	-4.1174
Base	6	21	CIM01	-6.2405	4.4078	44.7451	-18.8365	-6.4921	-0.016
Base	6	21	CIM02	-6.4085	9.4935	42.2345	-27.7804	-6.6643	-0.0157
Base	6	21	CIM03	-6.252	0.2186	53.1836	-14.4265	-6.5056	-0.0217
Base	6	21	CIM04	-6.3751	5.0802	49.191	-22.2369	-6.6313	-0.02
Base	6	21	CIM05 Max	10.7509	34.7259	55.7955	41.3043	28.307	2.8529
Base	6	21	CIM05 Min	-23.2319	-25.9102	33.6946	-78.9773	-41.2913	-2.885
Base	6	21	CIM06 Max	-1.1338	36.8806	55.2817	45.7741	3.9669	0.8594
Base	6	21	CIM06 Min	-11.3471	-28.0649	34.2084	-83.4471	-16.9511	-0.8914
Base	6	21	CIM07 Max	6.4898	28.072	57.5691	23.3714	19.7166	2.1522
Base	6	21	CIM07 Min	-19.24	-17.9116	40.8129	-67.8452	-32.9793	-2.1922
Base	6	21	CIM08 Max	-2.4844	29.699	57.1811	26.7465	1.3373	0.6469
Base	6	21	CIM08 Min	-10.2658	-19.5386	41.2009	-71.2203	-14.6	-0.6869
Base	6	21	DER01	-8.7367	6.171	62.6431	-26.3711	-9.089	-0.0224
Base	6	21	DER02	-7.7631	11.3319	53.8964	-34.709	-8.0728	-0.0215
Base	6	21	DER03	-7.675	3.6724	64.6851	-24.4917	-7.9842	-0.0279
Base	6	21	DER04	-7.6623	8.2805	55.4027	-29.3427	-7.9695	-0.0217
Base	6	21	DER05 Max	70.0045	113.7406	90.8165	173.2003	151.0901	13.0742
Base	6	21	DER05 Min	-85.3176	-92.9904	11.5505	-236.2956	-167.0156	-13.112
Base	6	21	DER06 Max	-7.6102	127.8124	87.461	202.3907	-7.866	0.055
Base	6	21	DER06 Min	-7.7029	-107.0622	14.906	-265.486	-8.0595	-0.0927
Base	6	21	DER07 Max	72.0447	107.3325	79.9035	187.7951	153.2099	13.0787
Base	6	21	DER07 Min	-83.2775	-99.3984	0.6376	-221.7008	-164.8957	-13.1075
Base	6	21	DER08 Max	-5.5701	121.4043	76.548	216.9855	-5.7462	0.0594
Base	6	21	DER08 Min	-5.6628	-113.4702	3.9931	-250.8912	-5.9396	-0.0883
Base	6	21	DERUD01	-8.7367	6.171	62.6431	-26.3711	-9.089	-0.0224
Base	6	21	DERUD02	-7.7631	11.3319	53.8964	-34.709	-8.0728	-0.0215
Base	6	21	DERUD03	-7.675	3.6724	64.6851	-24.4917	-7.9842	-0.0279
Base	6	21	DERUD04	-7.6623	8.2805	55.4027	-29.3427	-7.9695	-0.0217
Base	6	21	DERUD05 Max	3.0783	26.1527	57.441	-0.2881	14.0857	1.9938
Base	6	21	DERUD05 Min	-18.3914	-5.4025	44.926	-62.8073	-30.0112	-2.0316
Base	6	21	DERUD06 Max	-7.6478	32.5067	58.0202	12.5392	-7.9445	-0.005
Base	6	21	DERUD06 Min	-7.6653	-11.7566	44.3468	-75.6346	-7.981	-0.0328
Base	6	21	DERUD07 Max	5.1184	19.7447	46.5281	14.3067	16.2055	1.9983
Base	6	21	DERUD07 Min	-16.3512	-11.8106	34.013	-48.2125	-27.8914	-2.0271
Base	6	21	DERUD08 Max	-5.6077	26.0987	47.1072	27.134	-5.8247	-0.0005
Base	6	21	DERUD08 Min	-5.6252	-18.1646	33.4339	-61.0398	-5.8611	-0.0283
Base	6	21	VIG01 Max	40.8903	96.998	82.7561	140.2833	91.4634	8.1781
Base	6	21	VIG01 Min	-56.2034	-76.2478	19.6108	-203.3786	-107.3889	-8.2159
Base	6	21	VIG02 Max	6.9339	103.1544	81.2881	153.0541	21.9201	2.4822
Base	6	21	VIG02 Min	-22.247	-82.4042	21.0789	-216.1494	-37.8456	-2.52
Base	6	21	VIG03 Max	42.9304	90.59	71.8432	154.8781	93.5832	8.1826
Base	6	21	VIG03 Min	-54.1633	-82.6559	8.6979	-188.7838	-105.2691	-8.2114
Base	6	21	VIG04 Max	8.974	96.7464	70.3752	167.6488	24.0399	2.4867
Base	6	21	VIG04 Min	-20.2068	-88.8123	10.1659	-201.5546	-35.7258	-2.5155
Base	6	21	COL1 Max	65.1637	140.3095	98.5425	226.1987	141.1765	12.2766
Base	6	21	COL1 Min	-80.4769	-119.5593	3.8245	-289.294	-157.102	-12.3144
Base	6	21	COL2 Max	14.2291	149.5441	96.3404	245.3549	36.8615	3.7328
Base	6	21	COL2 Min	-29.5422	-128.7939	6.0266	-308.4502	-52.787	-3.7705
Base	6	21	COL3 Max	67.2039	133.9014	87.6295	240.7935	143.2963	12.2811
Base	6	21	COL3 Min	-78.4367	-125.9673	-7.0884	-274.6993	-154.9821	-12.3099

Story	Joint Label	Unique Name	Load Case/Combo	FX kN	FY kN	FZ kN	MX kN-m	MY kN-m	MZ kN-m
Base	6	21	COL4 Max	16.2692	143.136	85.4275	259.9497	38.9814	3.7372
Base	6	21	COL4 Min	-27.5021	-135.2019	-4.8864	-293.8555	-50.6672	-3.7661
Base	6	21	CIM09 Max	13.2471	32.9627	37.8975	48.8389	30.9039	2.8593
Base	6	21	CIM09 Min	-20.7357	-27.6733	15.7966	-71.4427	-38.6944	-2.8786
Base	6	21	CIM10 Max	1.3624	35.1175	37.3837	53.3087	6.5637	0.8658
Base	6	21	CIM10 Min	-8.8509	-29.8281	16.3104	-75.9125	-14.3543	-0.885
Base	6	21	CIM11	-6.3475	-1.4277	60.3668	-14.4884	-6.6051	-0.0272
Base	6	21	CIM12	-6.4467	3.8454	54.5784	-22.2833	-6.706	-0.0241
Base	6	21	CIM13 Max	6.4182	26.8372	62.9565	23.325	19.642	2.1481
Base	6	21	CIM13 Min	-19.3117	-19.1463	46.2003	-67.8916	-33.0539	-2.1964
Base	6	21	CIM14 Max	-2.556	28.4643	62.5685	26.7001	1.2627	0.6428
Base	6	21	CIM14 Min	-10.3375	-20.7734	46.5883	-71.2668	-14.6746	-0.691
Base	6	21	CIM15	-3.7443	2.6447	26.847	-11.3019	-3.8953	-0.0096
Base	6	21	COMB9	-7.8109	10.5087	57.488	-34.7399	-8.1225	-0.0243
Base	6	21	DER09	-7.8109	10.5087	57.488	-34.7399	-8.1225	-0.0243
Base	6	21	DERUD09	-7.8109	10.5087	57.488	-34.7399	-8.1225	-0.0243
Base	6	21	DERUD10	-7.8278	1.0382	76.1782	-24.5907	-8.1435	-0.0367
Base	6	21	DER10	-7.8278	1.0382	76.1782	-24.5907	-8.1435	-0.0367
Base	6	21	COMB10	-7.8278	1.0382	76.1782	-24.5907	-8.1435	-0.0367
Base	6	21	COMB11	-7.7101	7.4573	58.9943	-29.3736	-8.0192	-0.0245
Base	6	21	DER11	-7.7101	7.4573	58.9943	-29.3736	-8.0192	-0.0245
Base	6	21	DERUD11	-7.7101	7.4573	58.9943	-29.3736	-8.0192	-0.0245

5.4 Modal Results

Table 5.9 - Modal Periods and Frequencies

Case	Mode	Period sec	Frequency cyc/sec	Circular Frequency rad/sec	Eigenvalue rad²/sec²
Modal	1	0.253	3.96	24.8824	619.133
Modal	2	0.229	4.375	27.4866	755.5136
Modal	3	0.179	5.597	35.1688	1236.8427
Modal	4	0.056	17.839	112.084	12562.824
Modal	5	0.024	42.38	266.2845	70907.4354
Modal	6	0.021	47.611	299.1504	89490.9517
Modal	7	0.019	53.252	334.5916	111951.5548
Modal	8	0.019	54.046	339.5804	115314.8388
Modal	9	0.014	71.338	448.2302	200910.3456

Table 5.10 - Modal Participating Mass Ratios (Part 1 of 2)

Case	Mode	Period sec	UX	UY	UZ	Sum UX	Sum UY	Sum UZ
Modal	1	0.253	0.6999	0	0	0.6999	0	0
Modal	2	0.229	0	1	0	0.6999	1	0
Modal	3	0.179	0.299	0	0	0.9989	1	0
Modal	4	0.056	0.0011	0	0	1	1	0
Modal	5	0.024	0	0	0	1	1	0
Modal	6	0.021	0	6.574E-07	0	1	1	0
Modal	7	0.019	0	1.802E-05	0	1	1	0
Modal	8	0.019	0	0	0	1	1	0
Modal	9	0.014	0	0	0	1	1	0

Table 5.10 - Modal Participating Mass Ratios (Part 2 of 2)

Case	Mode	RX	RY	RZ	Sum RX	Sum RY	Sum RZ
Modal	1	0	0.6999	0.3163	0	0.6999	0.3163
Modal	2	1	0	0	1	0.6999	0.3163
Modal	3	0	0.299	0.6833	1	0.9989	0.9996
Modal	4	0	0.0011	0.0004	1	1	1

Case	Mode	RX	RY	RZ	Sum RX	Sum RY	Sum RZ
Modal	5	0	0	0	1	1	1
Modal	6	6.574E-07	0	0	1	1	1
Modal	7	1.802E-05	0	0	1	1	1
Modal	8	0	0	1.581E-05	1	1	1
Modal	9	0	0	0	1	1	1

Table 5.11 - Modal Load Participation Ratios

Case	Item Type	Item	Static %	Dynamic %
Modal	Acceleration	UX	100	100
Modal	Acceleration	UY	100	100
Modal	Acceleration	UZ	0	0

Table 5.12 - Modal Direction Factors

Case	Mode	Period sec	UX	UY	UZ	RZ
Modal	1	0.253	0.706	0	0	0.294
Modal	2	0.229	0	1	0	0
Modal	3	0.179	0.305	0	0	0.695
Modal	4	0.056	0.842	0	0	0.158
Modal	5	0.024	0	1	0	0
Modal	6	0.021	0	1	0	0
Modal	7	0.019	0	1	0	0
Modal	8	0.019	0	0	0	1
Modal	9	0.014	0	0	0	1

6 Design Data

This chapter provides design data and results.

6.1 Concrete Frame Design

Table 6.1 - Concrete Frame Preferences - ACI 318-08

Item	Value
Multi-Response Design	Step-by-Step
Seismic Design Category	D
# Interaction Curves	24
# Interaction Points	11
Minimum Eccentricity	Yes
Phi (Tension)	0.9
Phi (Compression Tied)	0.65
Phi (Compression Spiral)	0.7
Phi (Shear and Torsion)	0.85
Phi (Shear Seismic)	0.6
Phi (Shear Joint)	0.85
Pattern Live Load Factor	0.75
D/C Ratio Limit	0.95

Table 6.2 - Concrete Column Overwrites - ACI 318-08 (Part 1 of 2)

Story	Label	Unique Name	Design Type	Design Section	LLRF	LMajor	LMinor	KMajor	KMinor	CmMajor
N1	C1	7	Column	Program Determined	0.89197	0.846154	0.846154	1	1	1
N1	C2	8	Column	Program Determined	0.985479	0.846154	0.846154	1	1	1
N1	C3	9	Column	Program Determined	0.61975	0.846154	0.846154	1	1	1
N1	C4	10	Column	Program Determined	0.848393	0.846154	0.846154	1	1	1
N1	C5	11	Column	Program Determined	0.89197	0.846154	0.846154	1	1	1
N1	C6	12	Column	Program Determined	0.985479	0.846154	0.846154	1	1	1

Table 6.2 - Concrete Column Overwrites - ACI 318-08 (Part 2 of 2)

Story	Label	Unique Name	CmMinor	DnsMajor	DnsMinor	DsMajor	DsMinor
N1	C1	7	1	1	1	1	1
N1	C2	8	1	1	1	1	1
N1	C3	9	1	1	1	1	1
N1	C4	10	1	1	1	1	1
N1	C5	11	1	1	1	1	1
N1	C6	12	1	1	1	1	1

Table 6.3 - Concrete Beam Overwrites - ACI 318-08

Story	Label	Unique Name	Design Type	Design Section	LLRF	LMajor	LMinor
N1	B1	13	Beam	Program Determined	0.830494	0.95122	0.95122
N1	B2	14	Beam	Program Determined	0.540988	0.95122	0.95122
N1	B3	15	Beam	Program Determined	0.830494	0.95122	0.95122
N1	B4	16	Beam	Program Determined	1	0.95122	0.95122
N1	B5	17	Beam	Program Determined	1	0.95122	0.95122
N1	B6	18	Beam	Program Determined	1	0.95122	0.95122
N1	B7	19	Beam	Program Determined	1	0.95122	0.95122
N1	B8	2	Beam	Program Determined	1	0.916667	0.916667
N1	B14	6	Beam	Program Determined	1	0.916667	0.916667
N1	B15	22	Beam	Program Determined	1	1	1
N1	B16	23	Beam	Program Determined	1	1	1
N1	B17	4	Beam	Program Determined	1	0.916667	0.916667

Table 6.4 - Concrete Column PMM Envelope

Label	Story	Section	Location	P kN	M Major kN-m	M Minor kN-m	PMM Combo	PMM Ratio or Rebar %
C1	N1	C40X40	Top	172.1412	97.1027	-52.977	COMB5	1.15 %
C1	N1	C40X40	Bottom	206.6011	-132.0086	-111.1783	COMB5	2.73 %
C2	N1	C40X40	Top	46.5547	13.1872	-8.7938	COMB11	1 %
C2	N1	C40X40	Bottom	35.3972	-57.6758	-117.4631	COMB5	1.69 %
C3	N1	C40X40	Top	406.7637	11.5532	-75.6122	COMB11	1 %
C3	N1	C40X40	Bottom	414.2275	11.7754	-22.9406	COMB11	1 %
C4	N1	C40X40	Top	80.8754	2.2216	-11.2776	COMB11	1 %
C4	N1	C40X40	Bottom	66.1878	17.6475	-106.8395	COMB6	1.25 %
C5	N1	C40X40	Top	172.1412	-97.1027	-52.977	COMB5	1.15 %
C5	N1	C40X40	Bottom	206.6011	132.0086	-111.1783	COMB5	2.73 %
C6	N1	C40X40	Top	46.5547	-13.1872	-8.7938	COMB11	1 %
C6	N1	C40X40	Bottom	35.3972	57.6758	-117.4631	COMB5	1.69 %

Table 6.5 - Concrete Column Shear Envelope

Label	Story	Section	Location	V Major kN	Major Combo	At Major cm²/m	V Minor kN	Minor Combo	At Minor cm²/m
C1	N1	C40X40	Top	70.2928	COMB8	3.33	93.5826	COMB8	3.33
C1	N1	C40X40	Bottom	70.2928	COMB8	3.33	93.5826	COMB8	3.33
C2	N1	C40X40	Top	7.7101		0	48.4651	COMB8	3.33
C2	N1	C40X40	Bottom	7.7101		0	48.4651	COMB8	3.33
C3	N1	C40X40	Top	101.6143	COMB8	3.33	93.0928	COMB7	3.33
C3	N1	C40X40	Bottom	102.099	COMB8	3.33	93.0928	COMB7	3.33
C4	N1	C40X40	Top	55.6095	COMB8	3.33	48.4651	COMB7	3.33
C4	N1	C40X40	Bottom	55.6095	COMB8	3.33	48.4651	COMB7	3.33
C5	N1	C40X40	Top	70.2928	COMB8	3.33	93.5826	COMB8	3.33
C5	N1	C40X40	Bottom	70.2928	COMB8	3.33	93.5826	COMB8	3.33
C6	N1	C40X40	Top	7.7101		0	48.4651	COMB8	3.33
C6	N1	C40X40	Bottom	7.7101		0	48.4651	COMB8	3.33

Table 6.6 - Concrete Beam Flexure Envelope

Label	Story	Section	Location	(-) Moment kN-m	(-) Combo	As Top cm²	(+) Moment kN-m	(+) Combo	As Bot cm²
B1	N1	V30X50	End-I	-163.4797	COMB6	11	54.4932	COMB6	4
B1	N1	V30X50	Middle	-32.6959	COMB6	3	54.1129	COMB10	4
B1	N1	V30X50	End-J	0	COMB8	4	64.5734	COMB6	4
B2	N1	V30X50	End-I	-234.868	COMB10	16	78.2893	COMB10	5
B2	N1	V30X50	Middle	-47.3505	COMB6	4	80.7347	COMB10	5
B2	N1	V30X50	End-J	-42.9752	COMB6	4	55.7548	COMB6	4
B3	N1	V30X50	End-I	-163.4797	COMB6	11	54.4932	COMB6	4
B3	N1	V30X50	Middle	-32.6959	COMB6	3	54.1129	COMB10	4
B3	N1	V30X50	End-J	0	COMB8	4	64.5734	COMB6	4
B4	N1	V30X50	End-I	-90.2987	COMB5	6	62.0362	COMB5	4
B4	N1	V30X50	Middle	-29.0758	COMB5	2	76.3013	COMB5	5
B4	N1	V30X50	End-J	-145.3792	COMB5	9	48.4597	COMB5	4
B5	N1	V30X50	End-I	-145.3792	COMB5	9	48.4597	COMB5	4
B5	N1	V30X50	Middle	-29.0758	COMB5	2	76.3013	COMB5	5
B5	N1	V30X50	End-J	-90.2987	COMB5	6	62.0362	COMB5	4
B6	N1	V30X50	End-I	-38.9874	COMB5	3	25.372	COMB5	2
B6	N1	V30X50	Middle	-9.5614	COMB5	1	25.2561	COMB5	2
B6	N1	V30X50	End-J	-47.8072	COMB5	4	15.9357	COMB5	1
B7	N1	V30X50	End-I	-47.8072	COMB5	4	15.9357	COMB5	1
B7	N1	V30X50	Middle	-9.5614	COMB5	1	25.2561	COMB5	2
B7	N1	V30X50	End-J	-38.9874	COMB5	3	25.372	COMB5	2
B8	N1	V30X50	End-I	-29.8338	COMB9	2	27.2479	COMB9	2

Label	Story	Section	Location	(-) Moment kN-m	(-) Combo	As Top cm²	(+) Moment kN-m	(+) Combo	As Bot cm²
B8	N1	V30X50	Middle	-94.7981	COMB9	6	27.2479	COMB9	2
B8	N1	V30X50	End-J	-136.2397	COMB9	9	45.4132	COMB9	4
B14	N1	V30X50	End-I	-29.8338	COMB9	2	27.2479	COMB9	2
B14	N1	V30X50	Middle	-94.7981	COMB9	6	27.2479	COMB9	2
B14	N1	V30X50	End-J	-136.2397	COMB9	9	45.4132	COMB9	4
B15	N1	VB20X50	End-I	-34.875	COMB5	3	44.3194	COMB2	3
B15	N1	VB20X50	Middle	-19.0518	COMB10	1	71.9746	COMB2	4
B15	N1	VB20X50	End-J	-95.2591	COMB10	5	31.753	COMB10	2
B16	N1	VB20X50	End-I	-95.2591	COMB10	5	31.753	COMB10	2
B16	N1	VB20X50	Middle	-19.0518	COMB10	1	71.9746	COMB2	4
B16	N1	VB20X50	End-J	-34.875	COMB5	3	44.3194	COMB2	3
B17	N1	V30X50	End-I	-56.6106	COMB11	4	56.6106	COMB11	4
B17	N1	V30X50	Middle	-212.3918	COMB9	14	56.6106	COMB11	4
B17	N1	V30X50	End-J	-311.0256	COMB9	22	103.6752	COMB9	7

Table 6.7 - Concrete Beam Shear Envelope

Label	Story	Section	Location	V kN	V Combo	At cm²/m	T for At kN-m	T Combo At	At Torsion cm²/m	T for As kN-m	T Combo As	As Torsion cm²
B1	N1	V30X50	End-I	43.6919	COMB11	2.5	3.5609	COMB5	1.28	3.5609	COMB5	5
B1	N1	V30X50	Middle	42.2352	COMB7	2.5	4.5501	COMB5	1.28	4.5501	COMB5	5
B1	N1	V30X50	End-J	44.837	COMB10	2.5	3.8758	COMB5	1.28	3.8758	COMB5	5
B2	N1	V30X50	End-I	132.5009	COMB10	4.08	0	COMB11	0	0	COMB11	0
B2	N1	V30X50	Middle	44.4265	COMB6	2.5	0	COMB11	0	0	COMB11	0
B2	N1	V30X50	End-J	39.7436	COMB11	2.5	0	COMB11	0	0	COMB11	0
B3	N1	V30X50	End-I	43.6919	COMB11	2.5	3.5609	COMB5	1.28	3.5609	COMB5	5
B3	N1	V30X50	Middle	42.2352	COMB7	2.5	4.5501	COMB5	1.28	4.5501	COMB5	5
B3	N1	V30X50	End-J	44.837	COMB10	2.5	3.8758	COMB5	1.28	3.8758	COMB5	5
B4	N1	V30X50	End-I	47.2407	COMB7	2.5	4.6481	COMB5	1.57	4.6481	COMB5	5
B4	N1	V30X50	Middle	36.4132	COMB3	0.68	4.6481	COMB5	1.57	4.6481	COMB5	5
B4	N1	V30X50	End-J	57.7676	COMB7	2.5	4.6481	COMB5	1.57	4.6481	COMB5	5
B5	N1	V30X50	End-I	39.3836	COMB7	2.5	4.6481	COMB5	1.57	4.6481	COMB5	5
B5	N1	V30X50	Middle	20.0987	COMB3	0.68	4.6481	COMB5	1.57	4.6481	COMB5	5
B5	N1	V30X50	End-J	47.2407	COMB7	2.5	4.6481	COMB5	1.57	4.6481	COMB5	5
B6	N1	V30X50	End-I	8.0738	COMB11	0	0.1894	COMB11	0	0.1894	COMB11	0
B6	N1	V30X50	Middle	8.4653	COMB11	0	0.1894	COMB11	0	0.1894	COMB11	0
B6	N1	V30X50	End-J	18.3888	COMB11	0	0.1894	COMB11	0	0.1894	COMB11	0
B7	N1	V30X50	End-I	11.7731	COMB11	0	0.1894	COMB11	0	0.1894	COMB11	0
B7	N1	V30X50	Middle	4.766	COMB11	0	0.1894	COMB11	0	0.1894	COMB11	0
B7	N1	V30X50	End-J	14.6895	COMB11	0	0.1894	COMB11	0	0.1894	COMB11	0
B8	N1	V30X50	End-I		O/S		34.875	COMB5	7.62	34.875	COMB5	9
B8	N1	V30X50	Middle		O/S		34.875	COMB5	7.62	34.875	COMB5	9
B8	N1	V30X50	End-J		O/S		34.875	COMB5	7.62	34.875	COMB5	9
B14	N1	V30X50	End-I		O/S		34.875	COMB5	7.62	34.875	COMB5	9
B14	N1	V30X50	Middle		O/S		34.875	COMB5	7.62	34.875	COMB5	9
B14	N1	V30X50	End-J		O/S		34.875	COMB5	7.62	34.875	COMB5	9
B15	N1	VB20X50	End-I	26.8829	COMB11	0	4.7671	COMB5	2.24	4.7671	COMB5	3
B15	N1	VB20X50	Middle	30.0218	COMB11	0	4.7671	COMB5	2.24	4.7671	COMB5	3
B15	N1	VB20X50	End-J	70.7574	COMB9	0.88	5.2849	COMB5	2.24	5.2849	COMB5	3
B16	N1	VB20X50	End-I	70.7574	COMB9	0.88	4.7671	COMB5	2.24	4.7671	COMB5	3
B16	N1	VB20X50	Middle	15.502	COMB11	0	4.7671	COMB5	2.24	4.7671	COMB5	3
B16	N1	VB20X50	End-J	49.6448	COMB11	0	4.7671	COMB5	2.24	4.7671	COMB5	3
B17	N1	V30X50	End-I	143.3808	COMB9	4.87	0	COMB5	1.92	0	COMB5	5
B17	N1	V30X50	Middle	148.0457	COMB9	5.2	0	COMB5	1.92	0	COMB5	5
B17	N1	V30X50	End-J	150.8446	COMB9	5.41	0	COMB5	1.92	0	COMB5	5

Table 6.8 - Concrete Joint Envelope

Label	Story	Section	B/C Major Combo	B/C Major Ratio	B/C Minor Combo	B/C Minor Ratio	JS Major Combo	JS Major Ratio	JS Minor Combo	JS Minor Ratio
C1	N1	C40X40								
C2	N1	C40X40								
C3	N1	C40X40								
C4	N1	C40X40								
C5	N1	C40X40								
C6	N1	C40X40								

Table 6.9 - Concrete Column Summary - ACI 318-08 (Part 1 of 2)

Story	Label	Unique Name	Station mm	Design Section	Design/Check	Status	PMM Ratio	PMM Combo	As,min cm²	As cm²
N1	C1	7	0	C40X40	Design	No Message		COMB5	16	44
N1	C1	7	275	C40X40	Design	No Message		COMB5	16	32
N1	C1	7	550	C40X40	Design	No Message		COMB5	16	23
N1	C1	7	825	C40X40	Design	No Message		COMB11	16	16
N1	C1	7	1100	C40X40	Design	No Message		COMB11	16	16
N1	C1	7	1375	C40X40	Design	No Message		COMB11	16	16
N1	C1	7	1650	C40X40	Design	No Message		COMB11	16	16
N1	C1	7	1925	C40X40	Design	No Message		COMB11	16	16
N1	C1	7	2200	C40X40	Design	No Message		COMB11	16	16
N1	C1	7	2475	C40X40	Design	No Message		COMB11	16	16
N1	C1	7	2750	C40X40	Design	No Message		COMB5	16	18
N1	C2	8	0	C40X40	Design	No Message		COMB5	16	27
N1	C2	8	275	C40X40	Design	No Message		COMB5	16	23
N1	C2	8	550	C40X40	Design	No Message		COMB5	16	18
N1	C2	8	825	C40X40	Design	No Message		COMB11	16	16
N1	C2	8	1100	C40X40	Design	No Message		COMB11	16	16
N1	C2	8	1375	C40X40	Design	No Message		COMB11	16	16
N1	C2	8	1650	C40X40	Design	No Message		COMB11	16	16
N1	C2	8	1925	C40X40	Design	No Message		COMB11	16	16
N1	C2	8	2200	C40X40	Design	No Message		COMB11	16	16
N1	C2	8	2475	C40X40	Design	No Message		COMB11	16	16
N1	C2	8	2750	C40X40	Design	No Message		COMB11	16	16
N1	C3	9	0	C40X40	Design	No Message		COMB11	16	16
N1	C3	9	275	C40X40	Design	No Message		COMB11	16	16
N1	C3	9	550	C40X40	Design	No Message		COMB11	16	16
N1	C3	9	825	C40X40	Design	No Message		COMB11	16	16
N1	C3	9	1100	C40X40	Design	No Message		COMB11	16	16
N1	C3	9	1375	C40X40	Design	No Message		COMB11	16	16
N1	C3	9	1650	C40X40	Design	No Message		COMB11	16	16
N1	C3	9	1925	C40X40	Design	No Message		COMB11	16	16
N1	C3	9	2200	C40X40	Design	No Message		COMB11	16	16
N1	C3	9	2475	C40X40	Design	No Message		COMB11	16	16
N1	C3	9	2750	C40X40	Design	No Message		COMB11	16	16
N1	C4	10	0	C40X40	Design	No Message		COMB6	16	20
N1	C4	10	275	C40X40	Design	No Message		COMB11	16	16
N1	C4	10	550	C40X40	Design	No Message		COMB11	16	16
N1	C4	10	825	C40X40	Design	No Message		COMB11	16	16
N1	C4	10	1100	C40X40	Design	No Message		COMB11	16	16
N1	C4	10	1375	C40X40	Design	No Message		COMB11	16	16
N1	C4	10	1650	C40X40	Design	No Message		COMB11	16	16
N1	C4	10	1925	C40X40	Design	No Message		COMB11	16	16
N1	C4	10	2200	C40X40	Design	No Message		COMB11	16	16
N1	C4	10	2475	C40X40	Design	No Message		COMB11	16	16
N1	C4	10	2750	C40X40	Design	No Message		COMB11	16	16
N1	C5	11	0	C40X40	Design	No Message		COMB5	16	44
N1	C5	11	275	C40X40	Design	No Message		COMB5	16	32
N1	C5	11	550	C40X40	Design	No Message		COMB5	16	23
N1	C5	11	825	C40X40	Design	No Message		COMB11	16	16
N1	C5	11	1100	C40X40	Design	No Message		COMB11	16	16

Story	Label	Unique Name	Station mm	Design Section	Design/Check	Status	PMM Ratio	PMM Combo	As,min cm²	As cm²
N1	C5	11	1375	C40X40	Design	No Message		COMB11	16	16
N1	C5	11	1650	C40X40	Design	No Message		COMB11	16	16
N1	C5	11	1925	C40X40	Design	No Message		COMB11	16	16
N1	C5	11	2200	C40X40	Design	No Message		COMB11	16	16
N1	C5	11	2475	C40X40	Design	No Message		COMB11	16	16
N1	C5	11	2750	C40X40	Design	No Message		COMB5	16	18
N1	C6	12	0	C40X40	Design	No Message		COMB5	16	27
N1	C6	12	275	C40X40	Design	No Message		COMB5	16	23
N1	C6	12	550	C40X40	Design	No Message		COMB5	16	18
N1	C6	12	825	C40X40	Design	No Message		COMB11	16	16
N1	C6	12	1100	C40X40	Design	No Message		COMB11	16	16
N1	C6	12	1375	C40X40	Design	No Message		COMB11	16	16
N1	C6	12	1650	C40X40	Design	No Message		COMB11	16	16
N1	C6	12	1925	C40X40	Design	No Message		COMB11	16	16
N1	C6	12	2200	C40X40	Design	No Message		COMB11	16	16
N1	C6	12	2475	C40X40	Design	No Message		COMB11	16	16
N1	C6	12	2750	C40X40	Design	No Message		COMB11	16	16

Table 6.9 - Concrete Column Summary - ACI 318-08 (Part 2 of 2)

Story	Label	Unique Name	Station mm	Mid Bar As cm²	Corner Bar As cm²	V Major Combo	At V Major cm²/m	V Minor Combo	At V Minor cm²/m	Warnings	Errors
N1	C1	7	0	5	6	COMB8	3.33	COMB8	3.33	No Message	No Message
N1	C1	7	275	3	5	COMB8	3.33	COMB8	3.33	No Message	No Message
N1	C1	7	550	2	3	COMB8	3.33	COMB8	3.33	No Message	No Message
N1	C1	7	825	2	2	COMB8	3.33	COMB8	3.33	No Message	No Message
N1	C1	7	1100	2	2	COMB8	3.33	COMB8	3.33	No Message	No Message
N1	C1	7	1375	2	2	COMB8	3.33	COMB8	3.33	No Message	No Message
N1	C1	7	1650	2	2	COMB8	3.33	COMB8	3.33	No Message	No Message
N1	C1	7	1925	2	2	COMB8	3.33	COMB8	3.33	No Message	No Message
N1	C1	7	2200	2	2	COMB8	3.33	COMB8	3.33	No Message	No Message
N1	C1	7	2475	2	2	COMB8	3.33	COMB8	3.33	No Message	No Message
N1	C1	7	2750	2	3	COMB8	3.33	COMB8	3.33	No Message	No Message
N1	C2	8	0	3	4	COMB11	0	COMB8	3.33	No Message	No Message
N1	C2	8	275	2	3	COMB11	0	COMB8	3.33	No Message	No Message
N1	C2	8	550	2	3	COMB11	0	COMB8	3.33	No Message	No Message
N1	C2	8	825	2	2	COMB11	0	COMB8	3.33	No Message	No Message
N1	C2	8	1100	2	2	COMB11	0	COMB8	3.33	No Message	No Message
N1	C2	8	1375	2	2	COMB11	0	COMB8	3.33	No Message	No Message
N1	C2	8	1650	2	2	COMB11	0	COMB8	3.33	No Message	No Message
N1	C2	8	1925	2	2	COMB11	0	COMB8	3.33	No Message	No Message
N1	C2	8	2200	2	2	COMB11	0	COMB8	3.33	No Message	No Message
N1	C2	8	2475	2	2	COMB11	0	COMB8	3.33	No Message	No Message
N1	C2	8	2750	2	2	COMB11	0	COMB8	3.33	No Message	No Message
N1	C3	9	0	2	2	COMB8	3.33	COMB7	3.33	No Message	No Message
N1	C3	9	275	2	2	COMB8	3.33	COMB7	3.33	No Message	No Message
N1	C3	9	550	2	2	COMB8	3.33	COMB7	3.33	No Message	No Message
N1	C3	9	825	2	2	COMB8	3.33	COMB7	3.33	No Message	No Message
N1	C3	9	1100	2	2	COMB8	3.33	COMB7	3.33	No Message	No Message
N1	C3	9	1375	2	2	COMB8	3.33	COMB7	3.33	No Message	No Message
N1	C3	9	1650	2	2	COMB8	3.33	COMB7	3.33	No Message	No Message
N1	C3	9	1925	2	2	COMB8	3.33	COMB7	3.33	No Message	No Message
N1	C3	9	2200	2	2	COMB8	3.33	COMB7	3.33	No Message	No Message
N1	C3	9	2475	2	2	COMB8	3.33	COMB7	3.33	No Message	No Message
N1	C3	9	2750	2	2	COMB8	3.33	COMB7	3.33	No Message	No Message
N1	C4	10	0	2	3	COMB8	3.33	COMB7	3.33	No Message	No Message
N1	C4	10	275	2	2	COMB8	3.33	COMB7	3.33	No Message	No Message
N1	C4	10	550	2	2	COMB8	3.33	COMB7	3.33	No Message	No Message
N1	C4	10	825	2	2	COMB8	3.33	COMB7	3.33	No Message	No Message

Story	Label	Unique Name	Station mm	Mid Bar As cm²	Corner Bar As cm²	V Major Combo	At V Major cm²/m	V Minor Combo	At V Minor cm²/m	Warnings	Errors
N1	C4	10	1100	2	2	COMB8	3.33	COMB7	3.33	No Message	No Message
N1	C4	10	1375	2	2	COMB8	3.33	COMB7	3.33	No Message	No Message
N1	C4	10	1650	2	2	COMB8	3.33	COMB7	3.33	No Message	No Message
N1	C4	10	1925	2	2	COMB8	3.33	COMB7	3.33	No Message	No Message
N1	C4	10	2200	2	2	COMB8	3.33	COMB7	3.33	No Message	No Message
N1	C4	10	2475	2	2	COMB8	3.33	COMB7	3.33	No Message	No Message
N1	C4	10	2750	2	2	COMB8	3.33	COMB7	3.33	No Message	No Message
N1	C5	11	0	5	6	COMB8	3.33	COMB8	3.33	No Message	No Message
N1	C5	11	275	3	5	COMB8	3.33	COMB8	3.33	No Message	No Message
N1	C5	11	550	2	3	COMB8	3.33	COMB8	3.33	No Message	No Message
N1	C5	11	825	2	2	COMB8	3.33	COMB8	3.33	No Message	No Message
N1	C5	11	1100	2	2	COMB8	3.33	COMB8	3.33	No Message	No Message
N1	C5	11	1375	2	2	COMB8	3.33	COMB8	3.33	No Message	No Message
N1	C5	11	1650	2	2	COMB8	3.33	COMB8	3.33	No Message	No Message
N1	C5	11	1925	2	2	COMB8	3.33	COMB8	3.33	No Message	No Message
N1	C5	11	2200	2	2	COMB8	3.33	COMB8	3.33	No Message	No Message
N1	C5	11	2475	2	2	COMB8	3.33	COMB8	3.33	No Message	No Message
N1	C5	11	2750	2	3	COMB8	3.33	COMB8	3.33	No Message	No Message
N1	C6	12	0	3	4	COMB11	0	COMB8	3.33	No Message	No Message
N1	C6	12	275	2	3	COMB11	0	COMB8	3.33	No Message	No Message
N1	C6	12	550	2	3	COMB11	0	COMB8	3.33	No Message	No Message
N1	C6	12	825	2	2	COMB11	0	COMB8	3.33	No Message	No Message
N1	C6	12	1100	2	2	COMB11	0	COMB8	3.33	No Message	No Message
N1	C6	12	1375	2	2	COMB11	0	COMB8	3.33	No Message	No Message
N1	C6	12	1650	2	2	COMB11	0	COMB8	3.33	No Message	No Message
N1	C6	12	1925	2	2	COMB11	0	COMB8	3.33	No Message	No Message
N1	C6	12	2200	2	2	COMB11	0	COMB8	3.33	No Message	No Message
N1	C6	12	2475	2	2	COMB11	0	COMB8	3.33	No Message	No Message
N1	C6	12	2750	2	2	COMB11	0	COMB8	3.33	No Message	No Message

Table 6.10 - Concrete Beam Summary - ACI 318-08 (Part 1 of 2)

Story	Label	Unique Name	Station mm	Design Section	Status	As Top Combo	As,min Top cm²	As Top cm²	As Bottom Combo	As,min Bottom cm²	As Bottom cm²
N1	B1	13	200	V30X50	No Message	COMB6	4	11	COMB6	4	4
N1	B1	13	980	V30X50	No Message	COMB6	4	8	COMB6	3	3
N1	B1	13	1760	V30X50	No Message	COMB6	4	5	COMB6	3	3
N1	B1	13	2540	V30X50	No Message	COMB6	3	3	COMB6	3	3
N1	B1	13	3320	V30X50	No Message	COMB6	3	3	COMB6	3	3
N1	B1	13	4100	V30X50	No Message	COMB6	3	3	COMB10	4	4
N1	B1	13	4880	V30X50	No Message	COMB6	3	3	COMB10	4	4
N1	B1	13	5660	V30X50	No Message	COMB6	3	3	COMB10	4	4
N1	B1	13	6440	V30X50	No Message	COMB6	3	3	COMB8	4	4
N1	B1	13	7220	V30X50	No Message	COMB6	3	3	COMB6	4	4
N1	B1	13	8000	V30X50	No Message	COMB8	4	4	COMB8	4	4
N1	B2	14	200	V30X50	No Message	COMB10	4	16	COMB10	4	5
N1	B2	14	980	V30X50	No Message	COMB6	4	10	COMB6	4	4
N1	B2	14	1760	V30X50	No Message	COMB6	4	6	COMB6	4	4
N1	B2	14	2540	V30X50	No Message	COMB6	4	4	COMB6	4	4
N1	B2	14	3320	V30X50	No Message	COMB6	4	4	COMB6	4	4
N1	B2	14	4100	V30X50	No Message	COMB6	4	4	COMB10	4	4
N1	B2	14	4880	V30X50	No Message	COMB6	4	4	COMB10	4	5
N1	B2	14	5660	V30X50	No Message	COMB6	4	4	COMB10	4	5
N1	B2	14	6440	V30X50	No Message	COMB6	4	4	COMB10	4	4
N1	B2	14	7220	V30X50	No Message	COMB6	4	4	COMB7	4	4
N1	B2	14	8000	V30X50	No Message	COMB7	4	4	COMB6	4	4
N1	B3	15	200	V30X50	No Message	COMB6	4	11	COMB6	4	4
N1	B3	15	980	V30X50	No Message	COMB6	4	8	COMB6	3	3

Story	Label	Unique Name	Station mm	Design Section	Status	As Top Combo	As,min Top cm²	As Top cm²	As Bottom Combo	As,min Bottom cm²	As Bottom cm²
N1	B3	15	1760	V30X50	No Message	COMB6	4	5	COMB6	3	3
N1	B3	15	2540	V30X50	No Message	COMB6	3	3	COMB6	3	3
N1	B3	15	3320	V30X50	No Message	COMB6	3	3	COMB6	3	3
N1	B3	15	4100	V30X50	No Message	COMB6	3	3	COMB10	4	4
N1	B3	15	4880	V30X50	No Message	COMB6	3	3	COMB10	4	4
N1	B3	15	5660	V30X50	No Message	COMB6	3	3	COMB10	4	4
N1	B3	15	6440	V30X50	No Message	COMB6	3	3	COMB8	4	4
N1	B3	15	7220	V30X50	No Message	COMB6	3	3	COMB6	4	4
N1	B3	15	8000	V30X50	No Message	COMB8	4	4	COMB8	4	4
N1	B4	16	200	V30X50	No Message	COMB5	4	6	COMB5	2	2
N1	B4	16	980	V30X50	No Message	COMB8	3	3	COMB5	3	3
N1	B4	16	1760	V30X50	No Message	COMB5	2	2	COMB5	4	4
N1	B4	16	2540	V30X50	No Message	COMB5	2	2	COMB5	4	5
N1	B4	16	3320	V30X50	No Message	COMB5	2	2	COMB5	4	5
N1	B4	16	4100	V30X50	No Message	COMB5	2	2	COMB2	4	5
N1	B4	16	4880	V30X50	No Message	COMB5	2	2	COMB10	4	4
N1	B4	16	5660	V30X50	No Message	COMB5	2	2	COMB2	3	3
N1	B4	16	6440	V30X50	No Message	COMB5	2	2	COMB5	2	2
N1	B4	16	7220	V30X50	No Message	COMB5	4	5	COMB5	2	2
N1	B4	16	8000	V30X50	No Message	COMB5	4	9	COMB5	4	4
N1	B5	17	200	V30X50	No Message	COMB5	4	9	COMB5	4	4
N1	B5	17	980	V30X50	No Message	COMB5	4	5	COMB5	2	2
N1	B5	17	1760	V30X50	No Message	COMB5	2	2	COMB5	2	2
N1	B5	17	2540	V30X50	No Message	COMB5	2	2	COMB2	3	3
N1	B5	17	3320	V30X50	No Message	COMB5	2	2	COMB10	4	4
N1	B5	17	4100	V30X50	No Message	COMB5	2	2	COMB2	4	5
N1	B5	17	4880	V30X50	No Message	COMB5	2	2	COMB5	4	5
N1	B5	17	5660	V30X50	No Message	COMB5	2	2	COMB5	4	5
N1	B5	17	6440	V30X50	No Message	COMB5	2	2	COMB5	4	4
N1	B5	17	7220	V30X50	No Message	COMB8	3	3	COMB5	3	3
N1	B5	17	8000	V30X50	No Message	COMB5	4	6	COMB5	2	2
N1	B6	18	200	V30X50	No Message	COMB5	3	3	COMB8	2	2
N1	B6	18	980	V30X50	No Message	COMB8	2	2	COMB8	2	2
N1	B6	18	1760	V30X50	No Message	COMB8	1	1	COMB5	2	2
N1	B6	18	2540	V30X50	No Message	COMB5	1	1	COMB5	2	2
N1	B6	18	3320	V30X50	No Message	COMB5	1	1	COMB5	2	2
N1	B6	18	4100	V30X50	No Message	COMB5	1	1	COMB5	1	1
N1	B6	18	4880	V30X50	No Message	COMB5	1	1	COMB5	1	1
N1	B6	18	5660	V30X50	No Message	COMB5	1	1	COMB5	1	1
N1	B6	18	6440	V30X50	No Message	COMB8	1	1	COMB8	1	1
N1	B6	18	7220	V30X50	No Message	COMB5	2	2	COMB5	1	1
N1	B6	18	8000	V30X50	No Message	COMB5	4	4	COMB5	1	1
N1	B7	19	200	V30X50	No Message	COMB5	4	4	COMB5	1	1
N1	B7	19	980	V30X50	No Message	COMB5	2	2	COMB5	1	1
N1	B7	19	1760	V30X50	No Message	COMB8	1	1	COMB8	1	1
N1	B7	19	2540	V30X50	No Message	COMB5	1	1	COMB5	1	1
N1	B7	19	3320	V30X50	No Message	COMB5	1	1	COMB5	1	1
N1	B7	19	4100	V30X50	No Message	COMB5	1	1	COMB5	1	1
N1	B7	19	4880	V30X50	No Message	COMB5	1	1	COMB5	2	2
N1	B7	19	5660	V30X50	No Message	COMB5	1	1	COMB5	2	2
N1	B7	19	6440	V30X50	No Message	COMB8	1	1	COMB5	2	2
N1	B7	19	7220	V30X50	No Message	COMB8	2	2	COMB8	2	2
N1	B7	19	8000	V30X50	No Message	COMB5	3	3	COMB8	2	2
N1	B8	2	0	V30X50	See ErrMsg	COMB5	0.4295	0.4295	COMB5	0.1429	0.1429
N1	B8	2	220	V30X50	See ErrMsg	COMB9	2	2	COMB9	2	2
N1	B8	2	440	V30X50	See ErrMsg	COMB9	2	2	COMB9	2	2
N1	B8	2	660	V30X50	See ErrMsg	COMB9	3	3	COMB9	2	2
N1	B8	2	880	V30X50	See ErrMsg	COMB10	4	4	COMB9	2	2
N1	B8	2	1100	V30X50	See ErrMsg	COMB11	4	4	COMB9	2	2

Story	Label	Unique Name	Station mm	Design Section	Status	As Top Combo	As,min Top cm²	As Top cm²	As Bottom Combo	As,min Bottom cm²	As Bottom cm²
N1	B8	2	1320	V30X50	See ErrMsg	COMB9	4	5	COMB9	2	2
N1	B8	2	1540	V30X50	See ErrMsg	COMB9	4	6	COMB9	2	2
N1	B8	2	1760	V30X50	See ErrMsg	COMB9	4	7	COMB9	2	2
N1	B8	2	1980	V30X50	See ErrMsg	COMB9	4	8	COMB9	2	2
N1	B8	2	2200	V30X50	See ErrMsg	COMB9	4	9	COMB9	4	4
N1	B14	6	0	V30X50	See ErrMsg	COMB5	0.4295	0.4295	COMB5	0.1429	0.1429
N1	B14	6	220	V30X50	See ErrMsg	COMB9	2	2	COMB9	2	2
N1	B14	6	440	V30X50	See ErrMsg	COMB9	2	2	COMB9	2	2
N1	B14	6	660	V30X50	See ErrMsg	COMB9	3	3	COMB9	2	2
N1	B14	6	880	V30X50	See ErrMsg	COMB10	4	4	COMB9	2	2
N1	B14	6	1100	V30X50	See ErrMsg	COMB11	4	4	COMB9	2	2
N1	B14	6	1320	V30X50	See ErrMsg	COMB9	4	5	COMB9	2	2
N1	B14	6	1540	V30X50	See ErrMsg	COMB9	4	6	COMB9	2	2
N1	B14	6	1760	V30X50	See ErrMsg	COMB9	4	7	COMB9	2	2
N1	B14	6	1980	V30X50	See ErrMsg	COMB9	4	8	COMB9	2	2
N1	B14	6	2200	V30X50	See ErrMsg	COMB9	4	9	COMB9	4	4
N1	B15	22	0	VB20X50	No Message	COMB5	3	3	COMB5	1	1
N1	B15	22	820	VB20X50	No Message	COMB10	1	1	COMB10	1	1
N1	B15	22	1640	VB20X50	No Message	COMB10	1	1	COMB2	3	3
N1	B15	22	2460	VB20X50	No Message	COMB10	1	1	COMB2	3	3
N1	B15	22	3280	VB20X50	No Message	COMB10	1	1	COMB2	3	4
N1	B15	22	4100	VB20X50	No Message	COMB10	1	1	COMB2	3	4
N1	B15	22	4920	VB20X50	No Message	COMB10	1	1	COMB2	3	3
N1	B15	22	5740	VB20X50	No Message	COMB10	1	1	COMB2	3	3
N1	B15	22	6560	VB20X50	No Message	COMB10	1	1	COMB10	1	1
N1	B15	22	7380	VB20X50	No Message	COMB10	3	3	COMB10	1	1
N1	B15	22	8200	VB20X50	No Message	COMB10	3	5	COMB10	2	2
N1	B16	23	0	VB20X50	No Message	COMB10	3	5	COMB10	2	2
N1	B16	23	820	VB20X50	No Message	COMB10	3	3	COMB10	1	1
N1	B16	23	1640	VB20X50	No Message	COMB10	1	1	COMB10	1	1
N1	B16	23	2460	VB20X50	No Message	COMB10	1	1	COMB2	3	3
N1	B16	23	3280	VB20X50	No Message	COMB10	1	1	COMB2	3	3
N1	B16	23	4100	VB20X50	No Message	COMB10	1	1	COMB2	3	4
N1	B16	23	4920	VB20X50	No Message	COMB10	1	1	COMB2	3	4
N1	B16	23	5740	VB20X50	No Message	COMB10	1	1	COMB2	3	3
N1	B16	23	6560	VB20X50	No Message	COMB10	1	1	COMB2	3	3
N1	B16	23	7380	VB20X50	No Message	COMB10	1	1	COMB10	1	1
N1	B16	23	8200	VB20X50	No Message	COMB5	3	3	COMB5	1	1
N1	B17	4	0	V30X50	No Message	COMB11	0	0	COMB9	1	1
N1	B17	4	220	V30X50	No Message	COMB11	4	4	COMB11	4	4
N1	B17	4	440	V30X50	No Message	COMB11	4	4	COMB11	4	4
N1	B17	4	660	V30X50	No Message	COMB10	4	5	COMB11	4	4
N1	B17	4	880	V30X50	No Message	COMB10	4	7	COMB11	4	4
N1	B17	4	1100	V30X50	No Message	COMB9	4	10	COMB11	4	4
N1	B17	4	1320	V30X50	No Message	COMB9	4	12	COMB11	4	4
N1	B17	4	1540	V30X50	No Message	COMB9	4	14	COMB11	4	4
N1	B17	4	1760	V30X50	No Message	COMB9	4	17	COMB11	4	4
N1	B17	4	1980	V30X50	No Message	COMB9	4	20	COMB11	4	4
N1	B17	4	2200	V30X50	No Message	COMB9	4	22	COMB9	4	7

Table 6.10 - Concrete Beam Summary - ACI 318-08 (Part 2 of 2)

Story	Label	Unique Name	Station mm	V Combo	At Shear cm²/m	Torsion Long Combo	Al Torsion cm²	Torsion Tran Combo	At Torsion cm²/m	Warnings
N1	B1	13	200	COMB11	2.5	COMB8	5	COMB5	1.28	No Message
N1	B1	13	980	COMB11	2.5	COMB8	5	COMB5	1.28	No Message
N1	B1	13	1760	COMB11	2.5	COMB8	5	COMB5	1.28	No Message
N1	B1	13	2540	COMB10	2.5	COMB8	5	COMB5	1.28	No Message
N1	B1	13	3320	COMB7	2.5	COMB8	5	COMB5	1.28	No Message

Story	Label	Unique Name	Station mm	V Combo	At Shear cm²/m	Torsion Long Combo	Al Torsion cm²	Torsion Tran Combo	At Torsion cm²/m	Warnings
N1	B1	13	4100	COMB6	0.69	COMB8	5	COMB5	1.28	No Message
N1	B1	13	4880	COMB6	0.69	COMB8	5	COMB5	1.28	No Message
N1	B1	13	5660	COMB6	0.69	COMB8	5	COMB5	1.28	No Message
N1	B1	13	6440	COMB6	0.69	COMB8	5	COMB5	1.28	No Message
N1	B1	13	7220	COMB7	2.5	COMB8	5	COMB5	1.28	No Message
N1	B1	13	8000	COMB10	2.5	COMB8	5	COMB5	1.28	No Message
N1	B2	14	200	COMB10	4.08	COMB11	0	COMB11	0	No Message
N1	B2	14	980	COMB11	2.5	COMB11	0	COMB11	0	No Message
N1	B2	14	1760	COMB11	2.5	COMB11	0	COMB11	0	No Message
N1	B2	14	2540	COMB11	2.5	COMB11	0	COMB11	0	No Message
N1	B2	14	3320	COMB10	2.5	COMB11	0	COMB11	0	No Message
N1	B2	14	4100	COMB6	2.5	COMB11	0	COMB11	0	No Message
N1	B2	14	4880	COMB11	0	COMB11	0	COMB11	0	No Message
N1	B2	14	5660	COMB11	0	COMB11	0	COMB11	0	No Message
N1	B2	14	6440	COMB11	0	COMB11	0	COMB11	0	No Message
N1	B2	14	7220	COMB10	2.5	COMB11	0	COMB11	0	No Message
N1	B2	14	8000	COMB11	2.5	COMB11	0	COMB11	0	No Message
N1	B3	15	200	COMB11	2.5	COMB8	5	COMB5	1.28	No Message
N1	B3	15	980	COMB11	2.5	COMB8	5	COMB5	1.28	No Message
N1	B3	15	1760	COMB11	2.5	COMB8	5	COMB5	1.28	No Message
N1	B3	15	2540	COMB10	2.5	COMB8	5	COMB5	1.28	No Message
N1	B3	15	3320	COMB7	2.5	COMB8	5	COMB5	1.28	No Message
N1	B3	15	4100	COMB6	0.69	COMB8	5	COMB5	1.28	No Message
N1	B3	15	4880	COMB6	0.69	COMB8	5	COMB5	1.28	No Message
N1	B3	15	5660	COMB6	0.69	COMB8	5	COMB5	1.28	No Message
N1	B3	15	6440	COMB6	0.69	COMB8	5	COMB5	1.28	No Message
N1	B3	15	7220	COMB7	2.5	COMB8	5	COMB5	1.28	No Message
N1	B3	15	8000	COMB10	2.5	COMB8	5	COMB5	1.28	No Message
N1	B4	16	200	COMB7	2.5	COMB11	5	COMB5	1.57	No Message
N1	B4	16	980	COMB3	0.68	COMB11	5	COMB5	1.57	No Message
N1	B4	16	1760	COMB3	0.68	COMB11	5	COMB5	1.57	No Message
N1	B4	16	2540	COMB3	0.68	COMB11	5	COMB5	1.57	No Message
N1	B4	16	3320	COMB3	0.68	COMB11	5	COMB5	1.57	No Message
N1	B4	16	4100	COMB3	0.68	COMB11	5	COMB5	1.57	No Message
N1	B4	16	4880	COMB3	0.68	COMB11	5	COMB5	1.57	No Message
N1	B4	16	5660	COMB3	0.68	COMB11	5	COMB5	1.57	No Message
N1	B4	16	6440	COMB7	2.5	COMB11	5	COMB5	1.57	No Message
N1	B4	16	7220	COMB7	2.5	COMB11	5	COMB5	1.57	No Message
N1	B4	16	8000	COMB7	2.5	COMB11	5	COMB5	1.57	No Message
N1	B5	17	200	COMB7	2.5	COMB11	5	COMB5	1.57	No Message
N1	B5	17	980	COMB7	2.5	COMB11	5	COMB5	1.57	No Message
N1	B5	17	1760	COMB7	2.5	COMB11	5	COMB5	1.57	No Message
N1	B5	17	2540	COMB3	0.68	COMB11	5	COMB5	1.57	No Message
N1	B5	17	3320	COMB3	0.68	COMB11	5	COMB5	1.57	No Message
N1	B5	17	4100	COMB3	0.68	COMB11	5	COMB5	1.57	No Message
N1	B5	17	4880	COMB3	0.68	COMB11	5	COMB5	1.57	No Message
N1	B5	17	5660	COMB3	0.68	COMB11	5	COMB5	1.57	No Message
N1	B5	17	6440	COMB3	0.68	COMB11	5	COMB5	1.57	No Message
N1	B5	17	7220	COMB3	0.68	COMB11	5	COMB5	1.57	No Message
N1	B5	17	8000	COMB7	2.5	COMB11	5	COMB5	1.57	No Message
N1	B6	18	200	COMB11	0	COMB11	0	COMB11	0	No Message
N1	B6	18	980	COMB11	0	COMB11	0	COMB11	0	No Message
N1	B6	18	1760	COMB11	0	COMB11	0	COMB11	0	No Message
N1	B6	18	2540	COMB11	0	COMB11	0	COMB11	0	No Message
N1	B6	18	3320	COMB11	0	COMB11	0	COMB11	0	No Message
N1	B6	18	4100	COMB11	0	COMB11	0	COMB11	0	No Message
N1	B6	18	4880	COMB11	0	COMB11	0	COMB11	0	No Message
N1	B6	18	5660	COMB11	0	COMB11	0	COMB11	0	No Message
N1	B6	18	6440	COMB11	0	COMB11	0	COMB11	0	No Message

Story	Label	Unique Name	Station mm	V Combo	At Shear cm²/m	Torsion Long Combo	Al Torsion cm²	Torsion Tran Combo	At Torsion cm²/m	Warnings
N1	B6	18	7220	COMB11	0	COMB11	0	COMB11	0	No Message
N1	B6	18	8000	COMB11	0	COMB11	0	COMB11	0	No Message
N1	B7	19	200	COMB11	0	COMB11	0	COMB11	0	No Message
N1	B7	19	980	COMB11	0	COMB11	0	COMB11	0	No Message
N1	B7	19	1760	COMB11	0	COMB11	0	COMB11	0	No Message
N1	B7	19	2540	COMB11	0	COMB11	0	COMB11	0	No Message
N1	B7	19	3320	COMB11	0	COMB11	0	COMB11	0	No Message
N1	B7	19	4100	COMB11	0	COMB11	0	COMB11	0	No Message
N1	B7	19	4880	COMB11	0	COMB11	0	COMB11	0	No Message
N1	B7	19	5660	COMB11	0	COMB11	0	COMB11	0	No Message
N1	B7	19	6440	COMB11	0	COMB11	0	COMB11	0	No Message
N1	B7	19	7220	COMB11	0	COMB11	0	COMB11	0	No Message
N1	B7	19	8000	COMB11	0	COMB11	0	COMB11	0	No Message
N1	B8	2	0	COMB5	0	COMB5	9	COMB5	7.62	No Message
N1	B8	2	220	COMB5	0	COMB5	9	COMB5	7.62	No Message
N1	B8	2	440	COMB5	0	COMB5	9	COMB5	7.62	No Message
N1	B8	2	660	COMB5	0	COMB5	9	COMB5	7.62	No Message
N1	B8	2	880	COMB5	0	COMB5	9	COMB5	7.62	No Message
N1	B8	2	1100	COMB5	0	COMB5	9	COMB5	7.62	No Message
N1	B8	2	1320	COMB5	0	COMB5	9	COMB5	7.62	No Message
N1	B8	2	1540	COMB5	0	COMB5	9	COMB5	7.62	No Message
N1	B8	2	1760	COMB5	0	COMB5	9	COMB5	7.62	No Message
N1	B8	2	1980	COMB5	0	COMB5	9	COMB5	7.62	No Message
N1	B8	2	2200	COMB5	0	COMB5	9	COMB5	7.62	No Message
N1	B14	6	0	COMB5	0	COMB5	9	COMB5	7.62	No Message
N1	B14	6	220	COMB5	0	COMB5	9	COMB5	7.62	No Message
N1	B14	6	440	COMB5	0	COMB5	9	COMB5	7.62	No Message
N1	B14	6	660	COMB5	0	COMB5	9	COMB5	7.62	No Message
N1	B14	6	880	COMB5	0	COMB5	9	COMB5	7.62	No Message
N1	B14	6	1100	COMB5	0	COMB5	9	COMB5	7.62	No Message
N1	B14	6	1320	COMB5	0	COMB5	9	COMB5	7.62	No Message
N1	B14	6	1540	COMB5	0	COMB5	9	COMB5	7.62	No Message
N1	B14	6	1760	COMB5	0	COMB5	9	COMB5	7.62	No Message
N1	B14	6	1980	COMB5	0	COMB5	9	COMB5	7.62	No Message
N1	B14	6	2200	COMB5	0	COMB5	9	COMB5	7.62	No Message
N1	B15	22	0	COMB11	0	COMB7	3	COMB5	2.24	No Message
N1	B15	22	820	COMB11	0	COMB7	3	COMB5	2.24	No Message
N1	B15	22	1640	COMB11	0	COMB7	3	COMB5	2.24	No Message
N1	B15	22	2460	COMB11	0	COMB7	3	COMB5	2.24	No Message
N1	B15	22	3280	COMB11	0	COMB7	3	COMB5	2.24	No Message
N1	B15	22	4100	COMB11	0	COMB7	3	COMB5	2.24	No Message
N1	B15	22	4920	COMB11	0	COMB7	3	COMB5	2.24	No Message
N1	B15	22	5740	COMB11	0	COMB7	3	COMB5	2.24	No Message
N1	B15	22	6560	COMB11	0	COMB7	3	COMB5	2.24	No Message
N1	B15	22	7380	COMB9	0.07	COMB7	3	COMB5	2.24	No Message
N1	B15	22	8200	COMB9	0.88	COMB7	3	COMB5	2.24	No Message
N1	B16	23	0	COMB9	0.88	COMB7	3	COMB5	2.24	No Message
N1	B16	23	820	COMB9	0.07	COMB7	3	COMB5	2.24	No Message
N1	B16	23	1640	COMB11	0	COMB7	3	COMB5	2.24	No Message
N1	B16	23	2460	COMB11	0	COMB7	3	COMB5	2.24	No Message
N1	B16	23	3280	COMB11	0	COMB7	3	COMB5	2.24	No Message
N1	B16	23	4100	COMB11	0	COMB7	3	COMB5	2.24	No Message
N1	B16	23	4920	COMB11	0	COMB7	3	COMB5	2.24	No Message
N1	B16	23	5740	COMB11	0	COMB7	3	COMB5	2.24	No Message
N1	B16	23	6560	COMB11	0	COMB7	3	COMB5	2.24	No Message
N1	B16	23	7380	COMB11	0	COMB7	3	COMB5	2.24	No Message
N1	B16	23	8200	COMB11	0	COMB7	3	COMB5	2.24	No Message
N1	B17	4	0	COMB9	4.73	COMB8	5	COMB5	1.92	No Message
N1	B17	4	220	COMB9	4.8	COMB8	5	COMB5	1.92	No Message

Story	Label	Unique Name	Station mm	V Combo	At Shear cm²/m	Torsion Long Combo	Al Torsion cm²	Torsion Tran Combo	At Torsion cm²/m	Warnings
N1	B17	4	440	COMB9	4.87	COMB8	5	COMB5	1.92	No Message
N1	B17	4	660	COMB9	4.93	COMB8	5	COMB5	1.92	No Message
N1	B17	4	880	COMB9	5	COMB8	5	COMB5	1.92	No Message
N1	B17	4	1100	COMB9	5.07	COMB8	5	COMB5	1.92	No Message
N1	B17	4	1320	COMB9	5.14	COMB8	5	COMB5	1.92	No Message
N1	B17	4	1540	COMB9	5.2	COMB8	5	COMB5	1.92	No Message
N1	B17	4	1760	COMB9	5.27	COMB8	5	COMB5	1.92	No Message
N1	B17	4	1980	COMB9	5.34	COMB8	5	COMB5	1.92	No Message
N1	B17	4	2200	COMB9	5.41	COMB8	5	COMB5	1.92	No Message

Table 6.10 - Concrete Beam Summary - ACI 318-08 (Part 3 of 2)

Story	Label	Unique Name	Station mm	Errors
N1	B1	13	200	No Message
N1	B1	13	980	No Message
N1	B1	13	1760	No Message
N1	B1	13	2540	No Message
N1	B1	13	3320	No Message
N1	B1	13	4100	No Message
N1	B1	13	4880	No Message
N1	B1	13	5660	No Message
N1	B1	13	6440	No Message
N1	B1	13	7220	No Message
N1	B1	13	8000	No Message
N1	B2	14	200	No Message
N1	B2	14	980	No Message
N1	B2	14	1760	No Message
N1	B2	14	2540	No Message
N1	B2	14	3320	No Message
N1	B2	14	4100	No Message
N1	B2	14	4880	No Message
N1	B2	14	5660	No Message
N1	B2	14	6440	No Message
N1	B2	14	7220	No Message
N1	B2	14	8000	No Message
N1	B3	15	200	No Message
N1	B3	15	980	No Message
N1	B3	15	1760	No Message
N1	B3	15	2540	No Message
N1	B3	15	3320	No Message
N1	B3	15	4100	No Message
N1	B3	15	4880	No Message
N1	B3	15	5660	No Message
N1	B3	15	6440	No Message
N1	B3	15	7220	No Message
N1	B3	15	8000	No Message
N1	B4	16	200	No Message
N1	B4	16	980	No Message
N1	B4	16	1760	No Message
N1	B4	16	2540	No Message
N1	B4	16	3320	No Message
N1	B4	16	4100	No Message
N1	B4	16	4880	No Message
N1	B4	16	5660	No Message
N1	B4	16	6440	No Message
N1	B4	16	7220	No Message
N1	B4	16	8000	No Message
N1	B5	17	200	No Message
N1	B5	17	980	No Message

Story	Label	Unique Name	Station mm	Errors
N1	B5	17	1760	No Message
N1	B5	17	2540	No Message
N1	B5	17	3320	No Message
N1	B5	17	4100	No Message
N1	B5	17	4880	No Message
N1	B5	17	5660	No Message
N1	B5	17	6440	No Message
N1	B5	17	7220	No Message
N1	B5	17	8000	No Message
N1	B6	18	200	No Message
N1	B6	18	980	No Message
N1	B6	18	1760	No Message
N1	B6	18	2540	No Message
N1	B6	18	3320	No Message
N1	B6	18	4100	No Message
N1	B6	18	4880	No Message
N1	B6	18	5660	No Message
N1	B6	18	6440	No Message
N1	B6	18	7220	No Message
N1	B6	18	8000	No Message
N1	B7	19	200	No Message
N1	B7	19	980	No Message
N1	B7	19	1760	No Message
N1	B7	19	2540	No Message
N1	B7	19	3320	No Message
N1	B7	19	4100	No Message
N1	B7	19	4880	No Message
N1	B7	19	5660	No Message
N1	B7	19	6440	No Message
N1	B7	19	7220	No Message
N1	B7	19	8000	No Message
N1	B8	2	0	Shear stress due to shear force and torsion together exceeds maximum allowed
N1	B8	2	220	Shear stress due to shear force and torsion together exceeds maximum allowed
N1	B8	2	440	Shear stress due to shear force and torsion together exceeds maximum allowed
N1	B8	2	660	Shear stress due to shear force and torsion together exceeds maximum allowed
N1	B8	2	880	Shear stress due to shear force and torsion together exceeds maximum allowed
N1	B8	2	1100	Shear stress due to shear force and torsion together exceeds maximum allowed
N1	B8	2	1320	Shear stress due to shear force and torsion together exceeds maximum allowed
N1	B8	2	1540	Shear stress due to shear force and torsion together exceeds maximum allowed
N1	B8	2	1760	Shear stress due to shear force and torsion together exceeds maximum allowed
N1	B8	2	1980	Shear stress due to shear force and torsion together exceeds maximum allowed
N1	B8	2	2200	Shear stress due to shear force and torsion together exceeds maximum allowed
N1	B14	6	0	Shear stress due to shear force and torsion together exceeds maximum allowed
N1	B14	6	220	Shear stress due to shear force and torsion together exceeds maximum allowed
N1	B14	6	440	Shear stress due to shear force and torsion together exceeds maximum allowed

Story	Label	Unique Name	Station mm	Errors
N1	B14	6	660	Shear stress due to shear force and torsion together exceeds maximum allowed
N1	B14	6	880	Shear stress due to shear force and torsion together exceeds maximum allowed
N1	B14	6	1100	Shear stress due to shear force and torsion together exceeds maximum allowed
N1	B14	6	1320	Shear stress due to shear force and torsion together exceeds maximum allowed
N1	B14	6	1540	Shear stress due to shear force and torsion together exceeds maximum allowed
N1	B14	6	1760	Shear stress due to shear force and torsion together exceeds maximum allowed
N1	B14	6	1980	Shear stress due to shear force and torsion together exceeds maximum allowed
N1	B14	6	2200	Shear stress due to shear force and torsion together exceeds maximum allowed
N1	B15	22	0	No Message
N1	B15	22	820	No Message
N1	B15	22	1640	No Message
N1	B15	22	2460	No Message
N1	B15	22	3280	No Message
N1	B15	22	4100	No Message
N1	B15	22	4920	No Message
N1	B15	22	5740	No Message
N1	B15	22	6560	No Message
N1	B15	22	7380	No Message
N1	B15	22	8200	No Message
N1	B16	23	0	No Message
N1	B16	23	820	No Message
N1	B16	23	1640	No Message
N1	B16	23	2460	No Message
N1	B16	23	3280	No Message
N1	B16	23	4100	No Message
N1	B16	23	4920	No Message
N1	B16	23	5740	No Message
N1	B16	23	6560	No Message
N1	B16	23	7380	No Message
N1	B16	23	8200	No Message
N1	B17	4	0	No Message
N1	B17	4	220	No Message
N1	B17	4	440	No Message
N1	B17	4	660	No Message
N1	B17	4	880	No Message
N1	B17	4	1100	No Message
N1	B17	4	1320	No Message
N1	B17	4	1540	No Message
N1	B17	4	1760	No Message
N1	B17	4	1980	No Message
N1	B17	4	2200	No Message

Table 6.11 - Concrete Joint Summary - ACI 318-08 (Part 1 of 2)

Story	Label	Unique Name	Design Section	Status	B/C Major Combo	B/C Major Ratio	B/C Minor Combo	B/C Minor Ratio
N1	C1	7	C40X40	Joint check not done.				
N1	C2	8	C40X40	Joint check not done.				
N1	C3	9	C40X40	Joint check not done.				
N1	C4	10	C40X40	Joint check not done.				
N1	C5	11	C40X40	Joint check not done.				

Story	Label	Unique Name	Design Section	Status	B/C Major Combo	B/C Major Ratio	B/C Minor Combo	B/C Minor Ratio
N1	C6	12	C40X40	Joint check not done.				

Table 6.11 - Concrete Joint Summary - ACI 318-08 (Part 2 of 2)

Story	Label	Unique Name	JS Major Combo	JS Major Ratio	JS Minor Combo	JS Minor Ratio	Warnings	Errors
N1	C1	7					No Message	No Message
N1	C2	8					No Message	No Message
N1	C3	9					No Message	No Message
N1	C4	10					No Message	No Message
N1	C5	11					No Message	No Message
N1	C6	12					No Message	No Message

ETABS® 2016

Integrated Building Design Software

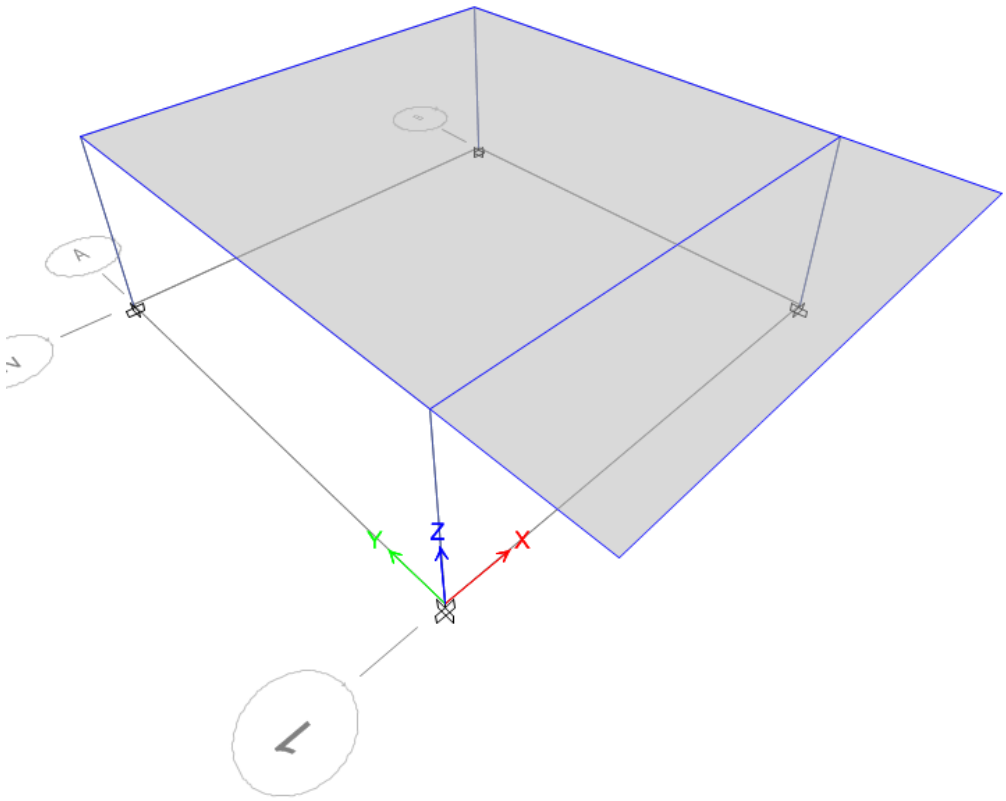

Project Report

Model File: 004 2017 EDUCACION MODULO 2B DMO - E, Revision 0
06/04/2017

Table of Contents

1. Structure Data 5
    - 1.1 Story Data 5
    - 1.2 Grid Data 5
    - 1.3 Point Coordinates 5
    - 1.4 Line Connectivity 5
    - 1.5 Area Connectivity 6
    - 1.6 Mass 6
    - 1.7 Groups 7
2. Properties 8
    - 2.1 Materials 8
    - 2.2 Frame Sections 8
    - 2.3 Shell Sections 8
    - 2.4 Reinforcement Sizes 8
    - 2.5 Tendon Sections 8
3. Assignments 9
    - 3.1 Joint Assignments 9
    - 3.2 Frame Assignments 9
    - 3.3 Shell Assignments 9
4. Loads 10
    - 4.1 Load Patterns 10
    - 4.2 Applied Loads 10
        - 4.2.1 Line Loads 10
        - 4.2.2 Area Loads 10
    - 4.3 Functions 10
        - 4.3.1 Response Spectrum Functions 10
    - 4.4 Load Cases 26
    - 4.5 Load Combinations 26
5. Analysis Results 31
    - 5.1 Structure Results 31
    - 5.2 Story Results 35
    - 5.3 Point Results 48
    - 5.4 Modal Results 56
6. Design Data 58
    - 6.1 Concrete Frame Design 58

List of Tables

Table 1.1 Story Data 5
Table 1.2 Grid Systems 5
Table 1.3 Grid Lines 5
Table 1.4 Joint Coordinates Data 5
Table 1.5 Column Connectivity Data 5
Table 1.6 Beam Connectivity Data 5
Table 1.7 Floor Connectivity Data 6
Table 1.8 Mass Source 6
Table 1.9 Centers of Mass and Rigidity 6
Table 1.10 Mass Summary by Diaphragm 6
Table 1.11 Mass Summary by Story 6
Table 1.12 Group Definitions 7
Table 2.1 Material Properties - Summary 8
Table 2.2 Frame Sections - Summary 8
Table 2.3 Shell Sections - Summary 8
Table 2.4 Reinforcing Bar Sizes 8
Table 2.5 Tendon Section Properties 8
Table 3.1 Joint Assignments - Summary 9
Table 3.2 Frame Assignments - Summary 9
Table 3.3 Shell Assignments - Summary 9
Table 4.1 Load Patterns 10
Table 4.2 Frame Loads - Distributed 10
Table 4.3 Shell Loads - Uniform 10
Table 4.4 Response Spectrum Function - User 11
Table 4.5 Load Cases - Summary 26
Table 4.6 Load Combinations 26
Table 5.1 Base Reactions 31
Table 5.2 Centers of Mass and Rigidity 33
Table 5.3 Diaphragm Center of Mass Displacements 33
Table 5.4 Story Max/Avg Displacements 35
Table 5.5 Story Drifts 38
Table 5.6 Story Max/Avg Drifts 41
Table 5.7 Story Forces 44
Table 5.8 Joint Reactions 48
Table 5.9 Modal Periods and Frequencies 56
Table 5.10 Modal Participating Mass Ratios 56
Table 5.11 Modal Load Participation Ratios 57
Table 5.12 Modal Direction Factors 57
Table 6.1 Concrete Frame Preferences - ACI 318-08 58
Table 6.2 Concrete Column Overwrites - ACI 318-08 58
Table 6.3 Concrete Beam Overwrites - ACI 318-08 58
Table 6.4 Concrete Column PMM Envelope 58

Table 6.5 Concrete Column Shear Envelope 59
Table 6.6 Concrete Beam Flexure Envelope 59
Table 6.7 Concrete Beam Shear Envelope 59
Table 6.8 Concrete Joint Envelope 60
Table 6.9 Concrete Column Summary - ACI 318-08 60
Table 6.10 Concrete Beam Summary - ACI 318-08 62
Table 6.11 Concrete Joint Summary - ACI 318-08 66

1 Structure Data

This chapter provides model geometry information, including items such as story levels, point coordinates, and element connectivity.

1.1 Story Data

Table 1.1 - Story Data

Name	Height mm	Elevation mm	Master Story	Similar To	Splice Story
N1	3250	3250	Yes	None	No
Base	0	0	No	None	No

1.2 Grid Data

Table 1.2 - Grid Systems

Name	Type	Story Range	X Origin m	Y Origin m	Rotation deg	Bubble Size mm	Color
G1	Cartesian	Default	0	0	0	1250	Gray

Table 1.3 - Grid Lines

Grid System	Grid Direction	Grid ID	Visible	Bubble Location	Ordinate m
G1	X	A	Yes	End	0
G1	X	B	Yes	End	8.2
G1	Y	1	Yes	Start	0
G1	Y	2	Yes	Start	8.2

1.3 Point Coordinates

Table 1.4 - Joint Coordinates Data

Label	X mm	Y mm	ΔZ Below mm
1	0	0	0
2	0	8200	0
3	8200	0	0
4	8200	8200	0
10	0	-2400	0
9	8200	-2400	0

1.4 Line Connectivity

Table 1.5 - Column Connectivity Data

Column	I-End Point	J-End Point	I-End Story
C1	1	1	Below
C2	2	2	Below
C3	3	3	Below
C4	4	4	Below

Table 1.6 - Beam Connectivity Data

Beam	I-End Point	J-End Point	Curve Type
B1	1	2	None
B2	3	4	None
B4	1	3	None
B6	2	4	None
B8	10	1	None
B15	10	9	None
B17	9	3	None

1.5 Area Connectivity

Table 1.7 - Floor Connectivity Data

Floor	Number of Edges	Edge Number	Point 1	Point 2	Curve Type
F1	4	1	9	3	None
		2	3	1	None
		3	1	10	None
		4	10	9	None
F5	4	1	3	4	None
		2	4	2	None
		3	2	1	None
		4	1	3	None

1.6 Mass

Table 1.8 - Mass Source

Name	Include Elements	Include Added Mass	Include Loads	Include Lateral	Include Vertical	Lump at Stories	IsDefault	Load Pattern	Multiplier
MsSrc1	No	No	Yes	Yes	No	Yes	Yes	D	1
MsSrc1	No	No	Yes	Yes	No	Yes	Yes	L	0.3

Table 1.9 - Centers of Mass and Rigidity

Story	Diaphragm	Mass X kg	Mass Y kg	XCM m	YCM m	Cumulative X kg	Cumulative Y kg	XCCM m	YCCM m	XCR m	YCR m
N1	D1	29882.02	29882.02	4.1	-0.7209	29882.02	29882.02	4.1	-0.7209	4.1	3.2834

Table 1.10 - Mass Summary by Diaphragm

Story	Diaphragm	Mass X kg	Mass Y kg	Mass Moment of Inertia ton-m²	X Mass Center m	Y Mass Center m
N1	D1	29882.02	29882.02	538.4872	4.1	-0.7209

Table 1.11 - Mass Summary by Story

Story	UX kg	UY kg	UZ kg
N1	40173.51	40173.51	0
Base	2498.55	2498.55	0

1.7 Groups

Table 1.12 - Group Definitions

Name	Color
All	Yellow

2 Properties

This chapter provides property information for materials, frame sections, shell sections, and links.

2.1 Materials

Table 2.1 - Material Properties - Summary

Name	Type	E MPa	ν	Unit Weight kN/m³	Design Strengths
A416Gr270	Tendon	196500.6	0	76.9729	Fy=1689.91 MPa, Fu=1861.58 MPa
A615Gr60	Rebar	199947.98	0.3	76.9729	Fy=413.69 MPa, Fu=620.53 MPa
CONC00	Concrete	25267.13	0.2	0	Fc=28 MPa
CONC21	Concrete	21538	0.2	23.56	Fc=21 MPa
RMAT	Rebar	199947.98	0.3	76.9729	Fy=420 MPa, Fu=630 MPa

2.2 Frame Sections

Table 2.2 - Frame Sections - Summary

Name	Material	Shape
C40X40	CONC21	Concrete Rectangular
V30X50	CONC21	Concrete Rectangular
VB20X50	CONC21	Concrete Rectangular

2.3 Shell Sections

Table 2.3 - Shell Sections - Summary

Name	Design Type	Element Type	Material	Total Thickness mm
CUB	Slab	Membrane		5
LOSA	Slab	Membrane		5

2.4 Reinforcement Sizes

Table 2.4 - Reinforcing Bar Sizes

Name	Diameter mm	Area cm²
#2	6.4	0.3226
#3	9.5	1
#5	15.9	2
#6	19.1	3
#8	25.4	5
#9	28.7	6
15M	16	2

2.5 Tendon Sections

Table 2.5 - Tendon Section Properties

Name	Material	StrandArea cm²	Color
Tendon1	A416Gr270	1	Yellow

3 Assignments

This chapter provides a listing of the assignments applied to the model.

3.1 Joint Assignments

Table 3.1 - Joint Assignments - Summary

Story	Label	Unique Name	Diaphragm	Restraints
N1	1	2	D1	
N1	2	14	Disconnected	
N1	3	6	D1	
N1	4	17	Disconnected	
N1	10	25	D1	
N1	9	26	D1	
Base	1	13	Disconnected	UX; UY; UZ; RX; RY; RZ
Base	2	15	Disconnected	UX; UY; UZ; RX; RY; RZ
Base	3	16	Disconnected	UX; UY; UZ; RX; RY; RZ
Base	4	18	Disconnected	UX; UY; UZ; RX; RY; RZ

3.2 Frame Assignments

Table 3.2 - Frame Assignments - Summary

Story	Label	Unique Name	Design Type	Length mm	Analysis Section	Design Section	Min Number Stations
N1	C1	7	Column	3250	C40X40	C40X40	11
N1	C2	8	Column	3250	C40X40	C40X40	11
N1	C3	9	Column	3250	C40X40	C40X40	11
N1	C4	10	Column	3250	C40X40	C40X40	11
N1	B1	13	Beam	8200	V30X50	V30X50	11
N1	B2	14	Beam	8200	V30X50	V30X50	11
N1	B4	16	Beam	8200	V30X50	V30X50	11
N1	B6	18	Beam	8200	V30X50	V30X50	11
N1	B8	2	Beam	2400	V30X50	V30X50	11
N1	B15	22	Beam	8200	VB20X50	VB20X50	11
N1	B17	4	Beam	2400	V30X50	V30X50	11

3.3 Shell Assignments

Table 3.3 - Shell Assignments - Summary

Story	Label	Unique Name	Section	Axis Angle deg
N1	F1	3	LOSA	90
N1	F5	5	CUB	

4 Loads

This chapter provides loading information as applied to the model.

4.1 Load Patterns

Table 4.1 - Load Patterns

Name	Type	Self Weight Multiplier	Auto Load
D	Dead	1	
L	Live	0	
LR	Live	0	
W	Wind	0	None
G	Snow	0	

4.2 Applied Loads

4.2.1 Line Loads

Table 4.2 - Frame Loads - Distributed (Part 1 of 2)

Story	Label	Unique Name	Design Type	Load Pattern	LoadType	Direction	Relative Distance Start	Relative Distance End	Absolute Distance Start mm	Absolute Distance End mm
N1	B1	13	Beam	D	Force	Gravity	0	1	0	8200
N1	B2	14	Beam	D	Force	Gravity	0	1	0	8200
N1	B4	16	Beam	D	Force	Gravity	0	1	0	8200
N1	B15	22	Beam	D	Force	Gravity	0	1	0	8200

Table 4.2 - Frame Loads - Distributed (Part 2 of 2)

Story	Label	Unique Name	Force at Start kN/m	Force at End kN/m
N1	B1	13	4.4	0
N1	B2	14	4.4	0
N1	B4	16	4.4	4.4
N1	B15	22	1.55	1.55

4.2.2 Area Loads

Table 4.3 - Shell Loads - Uniform

Story	Label	Unique Name	Load Pattern	Direction	Load kN/m²
N1	F1	3	D	Gravity	4.3
N1	F5	5	D	Gravity	0.64
N1	F1	3	L	Gravity	2
N1	F5	5	LR	Gravity	0.5
N1	F1	3	G	Gravity	1
N1	F5	5	G	Gravity	1

4.3 Functions

4.3.1 Response Spectrum Functions

Table 4.4 - Response Spectrum Function - User

Name	Period sec	Acceleration	Damping %
Umbral	0	0.08	2
Umbral	0.01	0.086	
Umbral	0.02	0.093	
Umbral	0.03	0.099	

Name	Period sec	Acceleration	Damping %
Umbral	0.04	0.106	
Umbral	0.05	0.112	
Umbral	0.06	0.118	
Umbral	0.07	0.125	
Umbral	0.08	0.131	
Umbral	0.09	0.138	
Umbral	0.1	0.144	
Umbral	0.11	0.15	
Umbral	0.12	0.157	
Umbral	0.13	0.163	
Umbral	0.14	0.17	
Umbral	0.15	0.176	
Umbral	0.16	0.182	
Umbral	0.17	0.189	
Umbral	0.18	0.195	
Umbral	0.19	0.202	
Umbral	0.2	0.208	
Umbral	0.21	0.214	
Umbral	0.22	0.221	
Umbral	0.23	0.227	
Umbral	0.24	0.234	
Umbral	0.25	0.24	
Umbral	0.26	0.24	
Umbral	0.27	0.24	
Umbral	0.28	0.24	
Umbral	0.29	0.24	
Umbral	0.3	0.24	
Umbral	0.31	0.24	
Umbral	0.32	0.24	
Umbral	0.33	0.24	
Umbral	0.34	0.24	
Umbral	0.35	0.24	
Umbral	0.36	0.24	
Umbral	0.37	0.24	
Umbral	0.38	0.24	
Umbral	0.39	0.24	
Umbral	0.4	0.24	
Umbral	0.41	0.24	
Umbral	0.42	0.24	
Umbral	0.43	0.24	
Umbral	0.44	0.24	
Umbral	0.45	0.24	
Umbral	0.46	0.24	
Umbral	0.47	0.24	
Umbral	0.48	0.24	
Umbral	0.49	0.24	
Umbral	0.5	0.24	
Umbral	0.51	0.24	
Umbral	0.52	0.24	
Umbral	0.53	0.24	
Umbral	0.54	0.24	
Umbral	0.55	0.24	
Umbral	0.56	0.24	
Umbral	0.57	0.24	
Umbral	0.58	0.24	
Umbral	0.59	0.24	
Umbral	0.6	0.24	
Umbral	0.61	0.24	
Umbral	0.62	0.24	
Umbral	0.63	0.24	

Name	Period sec	Acceleration	Damping %
Umbral	0.64	0.24	
Umbral	0.65	0.24	
Umbral	0.66	0.24	
Umbral	0.67	0.24	
Umbral	0.68	0.24	
Umbral	0.69	0.24	
Umbral	0.7	0.24	
Umbral	0.71	0.24	
Umbral	0.72	0.24	
Umbral	0.73	0.24	
Umbral	0.74	0.24	
Umbral	0.75	0.24	
Umbral	0.76	0.24	
Umbral	0.77	0.24	
Umbral	0.78	0.24	
Umbral	0.79	0.24	
Umbral	0.8	0.24	
Umbral	0.81	0.24	
Umbral	0.82	0.24	
Umbral	0.83	0.24	
Umbral	0.84	0.24	
Umbral	0.85	0.24	
Umbral	0.86	0.24	
Umbral	0.87	0.24	
Umbral	0.88	0.24	
Umbral	0.89	0.24	
Umbral	0.9	0.24	
Umbral	0.91	0.24	
Umbral	0.92	0.24	
Umbral	0.93	0.24	
Umbral	0.94	0.24	
Umbral	0.95	0.24	
Umbral	0.96	0.24	
Umbral	0.97	0.24	
Umbral	0.98	0.24	
Umbral	0.99	0.24	
Umbral	1	0.24	
Umbral	1.01	0.24	
Umbral	1.02	0.24	
Umbral	1.03	0.24	
Umbral	1.04	0.24	
Umbral	1.05	0.24	
Umbral	1.06	0.24	
Umbral	1.07	0.24	
Umbral	1.08	0.24	
Umbral	1.09	0.24	
Umbral	1.1	0.24	
Umbral	1.11	0.24	
Umbral	1.12	0.24	
Umbral	1.13	0.24	
Umbral	1.14	0.24	
Umbral	1.15	0.24	
Umbral	1.16	0.24	
Umbral	1.17	0.24	
Umbral	1.18	0.24	
Umbral	1.19	0.24	
Umbral	1.2	0.24	
Umbral	1.21	0.24	
Umbral	1.22	0.24	
Umbral	1.23	0.24	

Name	Period sec	Acceleration	Damping %
Umbral	1.24	0.24	
Umbral	1.25	0.24	
Umbral	1.26	0.24	
Umbral	1.27	0.24	
Umbral	1.28	0.24	
Umbral	1.29	0.24	
Umbral	1.3	0.24	
Umbral	1.31	0.24	
Umbral	1.32	0.24	
Umbral	1.33	0.24	
Umbral	1.34	0.24	
Umbral	1.35	0.24	
Umbral	1.36	0.24	
Umbral	1.37	0.24	
Umbral	1.38	0.24	
Umbral	1.39	0.24	
Umbral	1.4	0.24	
Umbral	1.41	0.24	
Umbral	1.42	0.24	
Umbral	1.43	0.24	
Umbral	1.44	0.24	
Umbral	1.45	0.24	
Umbral	1.46	0.24	
Umbral	1.47	0.24	
Umbral	1.48	0.24	
Umbral	1.49	0.24	
Umbral	1.5	0.24	
Umbral	1.51	0.24	
Umbral	1.52	0.24	
Umbral	1.53	0.24	
Umbral	1.54	0.24	
Umbral	1.55	0.24	
Umbral	1.56	0.24	
Umbral	1.57	0.24	
Umbral	1.58	0.24	
Umbral	1.59	0.24	
Umbral	1.6	0.24	
Umbral	1.61	0.24	
Umbral	1.62	0.24	
Umbral	1.63	0.24	
Umbral	1.64	0.24	
Umbral	1.65	0.24	
Umbral	1.66	0.24	
Umbral	1.67	0.24	
Umbral	1.68	0.24	
Umbral	1.69	0.24	
Umbral	1.7	0.24	
Umbral	1.71	0.24	
Umbral	1.72	0.24	
Umbral	1.73	0.24	
Umbral	1.74	0.24	
Umbral	1.75	0.24	
Umbral	1.76	0.24	
Umbral	1.77	0.24	
Umbral	1.78	0.24	
Umbral	1.79	0.24	
Umbral	1.8	0.24	
Umbral	1.81	0.24	
Umbral	1.82	0.24	
Umbral	1.83	0.24	

Name	Period sec	Acceleration	Damping %
Umbral	1.84	0.24	
Umbral	1.85	0.24	
Umbral	1.86	0.24	
Umbral	1.87	0.24	
Umbral	1.88	0.24	
Umbral	1.89	0.24	
Umbral	1.9	0.24	
Umbral	1.91	0.24	
Umbral	1.92	0.24	
Umbral	1.93	0.24	
Umbral	1.94	0.24	
Umbral	1.95	0.24	
Umbral	1.96	0.24	
Umbral	1.97	0.24	
Umbral	1.98	0.24	
Umbral	1.99	0.24	
Umbral	2	0.24	
Umbral	2.01	0.239	
Umbral	2.02	0.238	
Umbral	2.03	0.236	
Umbral	2.04	0.235	
Umbral	2.05	0.234	
Umbral	2.06	0.233	
Umbral	2.07	0.232	
Umbral	2.08	0.231	
Umbral	2.09	0.23	
Umbral	2.1	0.229	
Umbral	2.11	0.227	
Umbral	2.12	0.226	
Umbral	2.13	0.225	
Umbral	2.14	0.224	
Umbral	2.15	0.223	
Umbral	2.16	0.222	
Umbral	2.17	0.221	
Umbral	2.18	0.22	
Umbral	2.19	0.219	
Umbral	2.2	0.218	
Umbral	2.21	0.217	
Umbral	2.22	0.216	
Umbral	2.23	0.215	
Umbral	2.24	0.214	
Umbral	2.25	0.213	
Umbral	2.26	0.212	
Umbral	2.27	0.211	
Umbral	2.28	0.211	
Umbral	2.29	0.21	
Umbral	2.3	0.209	
Umbral	2.31	0.208	
Umbral	2.32	0.207	
Umbral	2.33	0.206	
Umbral	2.34	0.205	
Umbral	2.35	0.204	
Umbral	2.36	0.203	
Umbral	2.37	0.203	
Umbral	2.38	0.202	
Umbral	2.39	0.201	
Umbral	2.4	0.2	
Umbral	2.41	0.199	
Umbral	2.42	0.198	
Umbral	2.43	0.198	

Name	Period sec	Acceleration	Damping %
Umbral	2.44	0.197	
Umbral	2.45	0.196	
Umbral	2.46	0.195	
Umbral	2.47	0.194	
Umbral	2.48	0.194	
Umbral	2.49	0.193	
Umbral	2.5	0.192	
Umbral	2.51	0.191	
Umbral	2.52	0.19	
Umbral	2.53	0.19	
Umbral	2.54	0.189	
Umbral	2.55	0.188	
Umbral	2.56	0.188	
Umbral	2.57	0.187	
Umbral	2.58	0.186	
Umbral	2.59	0.185	
Umbral	2.6	0.185	
Umbral	2.61	0.184	
Umbral	2.62	0.183	
Umbral	2.63	0.183	
Umbral	2.64	0.182	
Umbral	2.65	0.181	
Umbral	2.66	0.18	
Umbral	2.67	0.18	
Umbral	2.68	0.179	
Umbral	2.69	0.178	
Umbral	2.7	0.178	
Umbral	2.71	0.177	
Umbral	2.72	0.176	
Umbral	2.73	0.176	
Umbral	2.74	0.175	
Umbral	2.75	0.175	
Umbral	2.76	0.174	
Umbral	2.77	0.173	
Umbral	2.78	0.173	
Umbral	2.79	0.172	
Umbral	2.8	0.171	
Umbral	2.81	0.171	
Umbral	2.82	0.17	
Umbral	2.83	0.17	
Umbral	2.84	0.169	
Umbral	2.85	0.168	
Umbral	2.86	0.168	
Umbral	2.87	0.167	
Umbral	2.88	0.167	
Umbral	2.89	0.166	
Umbral	2.9	0.166	
Umbral	2.91	0.165	
Umbral	2.92	0.164	
Umbral	2.93	0.164	
Umbral	2.94	0.163	
Umbral	2.95	0.163	
Umbral	2.96	0.162	
Umbral	2.97	0.162	
Umbral	2.98	0.161	
Umbral	2.99	0.161	
Umbral	3	0.16	
Umbral	3.01	0.159	
Umbral	3.02	0.159	
Umbral	3.03	0.158	

Name	Period sec	Acceleration	Damping %
Umbral	3.04	0.158	
Umbral	3.05	0.157	
Umbral	3.06	0.157	
Umbral	3.07	0.156	
Umbral	3.08	0.156	
Umbral	3.09	0.155	
Umbral	3.1	0.155	
Umbral	3.11	0.154	
Umbral	3.12	0.154	
Umbral	3.13	0.153	
Umbral	3.14	0.153	
Umbral	3.15	0.152	
Umbral	3.16	0.152	
Umbral	3.17	0.151	
Umbral	3.18	0.151	
Umbral	3.19	0.15	
Umbral	3.2	0.15	
Umbral	3.21	0.15	
Umbral	3.22	0.149	
Umbral	3.23	0.149	
Umbral	3.24	0.148	
Umbral	3.25	0.148	
Umbral	3.26	0.147	
Umbral	3.27	0.147	
Umbral	3.28	0.146	
Umbral	3.29	0.146	
Umbral	3.3	0.145	
Umbral	3.31	0.145	
Umbral	3.32	0.145	
Umbral	3.33	0.144	
Umbral	3.34	0.144	
Umbral	3.35	0.143	
Umbral	3.36	0.143	
Umbral	3.37	0.142	
Umbral	3.38	0.142	
Umbral	3.39	0.142	
Umbral	3.4	0.141	
Umbral	3.41	0.141	
Umbral	3.42	0.14	
Umbral	3.43	0.14	
Umbral	3.44	0.14	
Umbral	3.45	0.139	
Umbral	3.46	0.139	
Umbral	3.47	0.138	
Umbral	3.48	0.138	
Umbral	3.49	0.138	
Umbral	3.5	0.137	
Umbral	3.51	0.137	
Umbral	3.52	0.136	
Umbral	3.53	0.136	
Umbral	3.54	0.136	
Umbral	3.55	0.135	
Umbral	3.56	0.135	
Umbral	3.57	0.134	
Umbral	3.58	0.134	
Umbral	3.59	0.134	
Umbral	3.6	0.133	
Umbral	3.61	0.133	
Umbral	3.62	0.133	
Umbral	3.63	0.132	

Name	Period sec	Acceleration	Damping %
Umbral	3.64	0.132	
Umbral	3.65	0.132	
Umbral	3.66	0.131	
Umbral	3.67	0.131	
Umbral	3.68	0.13	
Umbral	3.69	0.13	
Umbral	3.7	0.13	
Umbral	3.71	0.129	
Umbral	3.72	0.129	
Umbral	3.73	0.129	
Umbral	3.74	0.128	
Umbral	3.75	0.128	
Umbral	3.76	0.128	
Umbral	3.77	0.127	
Umbral	3.78	0.127	
Umbral	3.79	0.127	
Umbral	3.8	0.126	
Umbral	3.81	0.126	
Umbral	3.82	0.126	
Umbral	3.83	0.125	
Umbral	3.84	0.125	
Umbral	3.85	0.125	
Umbral	3.86	0.124	
Umbral	3.87	0.124	
Umbral	3.88	0.124	
Umbral	3.89	0.123	
Umbral	3.9	0.123	
Umbral	3.91	0.123	
Umbral	3.92	0.122	
Umbral	3.93	0.122	
Umbral	3.94	0.122	
Umbral	3.95	0.122	
Umbral	3.96	0.121	
Umbral	3.97	0.121	
Umbral	3.98	0.121	
Umbral	3.99	0.12	
Umbral	4	0.12	
Umbral	4.01	0.12	
Umbral	4.02	0.119	
Umbral	4.03	0.119	
Umbral	4.04	0.119	
Umbral	4.05	0.119	
Umbral	4.06	0.118	
Umbral	4.07	0.118	
Umbral	4.08	0.118	
Umbral	4.09	0.117	
Umbral	4.1	0.117	
Umbral	4.11	0.117	
Umbral	4.12	0.117	
Umbral	4.13	0.116	
Umbral	4.14	0.116	
Umbral	4.15	0.116	
Umbral	4.16	0.115	
Umbral	4.17	0.115	
Umbral	4.18	0.115	
Umbral	4.19	0.115	
Umbral	4.2	0.114	
Umbral	4.21	0.114	
Umbral	4.22	0.114	
Umbral	4.23	0.113	

Name	Period sec	Acceleration	Damping %
Umbral	4.24	0.113	
Umbral	4.25	0.113	
Umbral	4.26	0.113	
Umbral	4.27	0.112	
Umbral	4.28	0.112	
Umbral	4.29	0.112	
Umbral	4.3	0.112	
Umbral	4.31	0.111	
Umbral	4.32	0.111	
Umbral	4.33	0.111	
Umbral	4.34	0.111	
Umbral	4.35	0.11	
Umbral	4.36	0.11	
Umbral	4.37	0.11	
Umbral	4.38	0.11	
Umbral	4.39	0.109	
Umbral	4.4	0.109	
Umbral	4.41	0.109	
Umbral	4.42	0.109	
Umbral	4.43	0.108	
Umbral	4.44	0.108	
Umbral	4.45	0.108	
Umbral	4.46	0.108	
Umbral	4.47	0.107	
Umbral	4.48	0.107	
Umbral	4.49	0.107	
Umbral	4.5	0.107	
Umbral	4.51	0.106	
Umbral	4.52	0.106	
Umbral	4.53	0.106	
Umbral	4.54	0.106	
Umbral	4.55	0.105	
Umbral	4.56	0.105	
Umbral	4.57	0.105	
Umbral	4.58	0.105	
Umbral	4.59	0.105	
Umbral	4.6	0.104	
Umbral	4.61	0.104	
Umbral	4.62	0.104	
Umbral	4.63	0.104	
Umbral	4.64	0.103	
Umbral	4.65	0.103	
Umbral	4.66	0.103	
Umbral	4.67	0.103	
Umbral	4.68	0.103	
Umbral	4.69	0.102	
Umbral	4.7	0.102	
Umbral	4.71	0.102	
Umbral	4.72	0.102	
Umbral	4.73	0.101	
Umbral	4.74	0.101	
Umbral	4.75	0.101	
Umbral	4.76	0.101	
Umbral	4.77	0.101	
Umbral	4.78	0.1	
Umbral	4.79	0.1	
Umbral	4.8	0.1	
Umbral	4.81	0.1	
Umbral	4.82	0.1	
Umbral	4.83	0.099	

Name	Period sec	Acceleration	Damping %
Umbral	4.84	0.099	
Umbral	4.85	0.099	
Umbral	4.86	0.099	
Umbral	4.87	0.099	
Umbral	4.88	0.098	
Umbral	4.89	0.098	
Umbral	4.9	0.098	
Umbral	4.91	0.098	
Umbral	4.92	0.098	
Umbral	4.93	0.097	
Umbral	4.94	0.097	
Umbral	4.95	0.097	
Umbral	4.96	0.097	
Umbral	4.97	0.097	
Umbral	4.98	0.096	
Umbral	4.99	0.096	
Umbral	5	0.096	
Umbral	5.01	0.096	
Umbral	5.02	0.096	
Umbral	5.03	0.095	
Umbral	5.04	0.095	
Umbral	5.05	0.095	
Umbral	5.06	0.095	
Umbral	5.07	0.095	
Umbral	5.08	0.094	
Umbral	5.09	0.094	
Umbral	5.1	0.094	
Umbral	5.11	0.094	
Umbral	5.12	0.094	
Umbral	5.13	0.094	
Umbral	5.14	0.093	
Umbral	5.15	0.093	
Umbral	5.16	0.093	
Umbral	5.17	0.093	
Umbral	5.18	0.093	
Umbral	5.19	0.092	
Umbral	5.2	0.092	
Umbral	5.21	0.092	
Umbral	5.22	0.092	
Umbral	5.23	0.092	
Umbral	5.24	0.092	
Umbral	5.25	0.091	
Umbral	5.26	0.091	
Umbral	5.27	0.091	
Umbral	5.28	0.091	
Umbral	5.29	0.091	
Umbral	5.3	0.091	
Umbral	5.31	0.09	
Umbral	5.32	0.09	
Umbral	5.33	0.09	
Umbral	5.34	0.09	
Umbral	5.35	0.09	
Umbral	5.36	0.09	
Umbral	5.37	0.089	
Umbral	5.38	0.089	
Umbral	5.39	0.089	
Umbral	5.4	0.089	
Umbral	5.41	0.089	
Umbral	5.42	0.089	
Umbral	5.43	0.088	

Name	Period sec	Acceleration	Damping %
Umbral	5.44	0.088	
Umbral	5.45	0.088	
Umbral	5.46	0.088	
Umbral	5.47	0.088	
Umbral	5.48	0.088	
Umbral	5.49	0.087	
Umbral	5.5	0.087	
Umbral	5.51	0.087	
Umbral	5.52	0.087	
Umbral	5.53	0.087	
Umbral	5.54	0.087	
Umbral	5.55	0.086	
Umbral	5.56	0.086	
Umbral	5.57	0.086	
Umbral	5.58	0.086	
Umbral	5.59	0.086	
Umbral	5.6	0.086	
Umbral	5.61	0.086	
Umbral	5.62	0.085	
Umbral	5.63	0.085	
Umbral	5.64	0.085	
Umbral	5.65	0.085	
Umbral	5.66	0.085	
Umbral	5.67	0.085	
Umbral	5.68	0.085	
Umbral	5.69	0.084	
Umbral	5.7	0.084	
Umbral	5.71	0.084	
Umbral	5.72	0.084	
Umbral	5.73	0.084	
Umbral	5.74	0.084	
Umbral	5.75	0.083	
Umbral	5.76	0.083	
Umbral	5.77	0.083	
Umbral	5.78	0.083	
Umbral	5.79	0.083	
Umbral	5.8	0.083	
Umbral	5.81	0.083	
Umbral	5.82	0.082	
Umbral	5.83	0.082	
Umbral	5.84	0.082	
Umbral	5.85	0.082	
Umbral	5.86	0.082	
Umbral	5.87	0.082	
Umbral	5.88	0.082	
Umbral	5.89	0.081	
Umbral	5.9	0.081	
Umbral	5.91	0.081	
Umbral	5.92	0.081	
Umbral	5.93	0.081	
Umbral	5.94	0.081	
Umbral	5.95	0.081	
Umbral	5.96	0.081	
Umbral	5.97	0.08	
Umbral	5.98	0.08	
Umbral	5.99	0.08	
Umbral	6	0.08	
Umbral	6.01	0.08	
Umbral	6.02	0.08	
Umbral	6.03	0.08	

Name	Period sec	Acceleration	Damping %
Umbral	6.04	0.079	
Umbral	6.05	0.079	
Umbral	6.06	0.079	
Umbral	6.07	0.079	
Umbral	6.08	0.079	
Umbral	6.09	0.079	
Umbral	6.1	0.079	
Umbral	6.11	0.079	
Umbral	6.12	0.078	
Umbral	6.13	0.078	
Umbral	6.14	0.078	
Umbral	6.15	0.078	
Umbral	6.16	0.078	
Umbral	6.17	0.078	
Umbral	6.18	0.078	
Umbral	6.19	0.078	
Umbral	6.2	0.077	
Umbral	6.21	0.077	
Umbral	6.22	0.077	
Umbral	6.23	0.077	
Umbral	6.24	0.077	
Umbral	6.25	0.077	
Umbral	6.26	0.077	
Umbral	6.27	0.077	
Umbral	6.28	0.076	
Umbral	6.29	0.076	
Umbral	6.3	0.076	
Umbral	6.31	0.076	
Umbral	6.32	0.076	
Umbral	6.33	0.076	
Umbral	6.34	0.076	
Umbral	6.35	0.076	
Umbral	6.36	0.075	
Umbral	6.37	0.075	
Umbral	6.38	0.075	
Umbral	6.39	0.075	
Umbral	6.4	0.075	
Umbral	6.41	0.075	
Umbral	6.42	0.075	
Umbral	6.43	0.075	
Umbral	6.44	0.075	
Umbral	6.45	0.074	
Umbral	6.46	0.074	
Umbral	6.47	0.074	
Umbral	6.48	0.074	
Umbral	6.49	0.074	
Umbral	6.5	0.074	
Umbral	6.51	0.074	
Umbral	6.52	0.074	
Umbral	6.53	0.074	
Umbral	6.54	0.073	
Umbral	6.55	0.073	
Umbral	6.56	0.073	
Umbral	6.57	0.073	
Umbral	6.58	0.073	
Umbral	6.59	0.073	
Umbral	6.6	0.073	
Umbral	6.61	0.073	
Umbral	6.62	0.073	
Umbral	6.63	0.072	

Name	Period sec	Acceleration	Damping %
Umbral	6.64	0.072	
Umbral	6.65	0.072	
Umbral	6.66	0.072	
Umbral	6.67	0.072	
Umbral	6.68	0.072	
Umbral	6.69	0.072	
Umbral	6.7	0.072	
Umbral	6.71	0.072	
Umbral	6.72	0.071	
Umbral	6.73	0.071	
Umbral	6.74	0.071	
Umbral	6.75	0.071	
Umbral	6.76	0.071	
Umbral	6.77	0.071	
Umbral	6.78	0.071	
Umbral	6.79	0.071	
Umbral	6.8	0.071	
Umbral	6.81	0.07	
Umbral	6.82	0.07	
Umbral	6.83	0.07	
Umbral	6.84	0.07	
Umbral	6.85	0.07	
Umbral	6.86	0.07	
Umbral	6.87	0.07	
Umbral	6.88	0.07	
Umbral	6.89	0.07	
Umbral	6.9	0.07	
Umbral	6.91	0.069	
Umbral	6.92	0.069	
Umbral	6.93	0.069	
Umbral	6.94	0.069	
Umbral	6.95	0.069	
Umbral	6.96	0.069	
Umbral	6.97	0.069	
Umbral	6.98	0.069	
Umbral	6.99	0.069	
Umbral	7	0.069	
Umbral	7.01	0.068	
Umbral	7.02	0.068	
Umbral	7.03	0.068	
Umbral	7.04	0.068	
Umbral	7.05	0.068	
Umbral	7.06	0.068	
Umbral	7.07	0.068	
Umbral	7.08	0.068	
Umbral	7.09	0.068	
Umbral	7.1	0.068	
Umbral	7.11	0.068	
Umbral	7.12	0.067	
Umbral	7.13	0.067	
Umbral	7.14	0.067	
Umbral	7.15	0.067	
Umbral	7.16	0.067	
Umbral	7.17	0.067	
Umbral	7.18	0.067	
Umbral	7.19	0.067	
Umbral	7.2	0.067	
Umbral	7.21	0.067	
Umbral	7.22	0.066	
Umbral	7.23	0.066	

Name	Period sec	Acceleration	Damping %
Umbral	7.24	0.066	
Umbral	7.25	0.066	
Umbral	7.26	0.066	
Umbral	7.27	0.066	
Umbral	7.28	0.066	
Umbral	7.29	0.066	
Umbral	7.3	0.066	
Umbral	7.31	0.066	
Umbral	7.32	0.066	
Umbral	7.33	0.065	
Umbral	7.34	0.065	
Umbral	7.35	0.065	
Umbral	7.36	0.065	
Umbral	7.37	0.065	
Umbral	7.38	0.065	
Umbral	7.39	0.065	
Umbral	7.4	0.065	
Umbral	7.41	0.065	
Umbral	7.42	0.065	
Umbral	7.43	0.065	
Umbral	7.44	0.065	
Umbral	7.45	0.064	
Umbral	7.46	0.064	
Umbral	7.47	0.064	
Umbral	7.48	0.064	
Umbral	7.49	0.064	
Umbral	7.5	0.064	

4.4 Load Cases

Table 4.5 - Load Cases - Summary

Name	Type
D	Linear Static
L	Linear Static
LR	Linear Static
EX	Response Spectrum
EY	Response Spectrum
DISX	Response Spectrum
DISY	Response Spectrum
W	Linear Static
G	Linear Static
DERUX	Response Spectrum
DERUY	Response Spectrum

4.5 Load Combinations

Table 4.6 - Load Combinations

Name	Load Case/Combo	Scale Factor	Type	Auto
COMB1	D	1.4	Linear Add	No
COMB2	D	1.2	Linear Add	No
COMB2	L	1.6		No
COMB2	LR	0.5		No
COMB3	D	1.2	Linear Add	No
COMB3	L	1		No
COMB3	LR	1.6		No
COMB4	D	1.2	Linear Add	No
COMB4	L	1		No
COMB4	LR	0.5		No
COMB5	D	1.2	Linear Add	No

Name	Load Case/Combo	Scale Factor	Type	Auto
COMB5	L	1		No
COMB5	DISX	1		No
COMB5	DISY	0.3		No
COMB6	D	1.2	Linear Add	No
COMB6	L	1		No
COMB6	DISY	1		No
COMB6	DISX	0.3		No
COMB7	D	0.9	Linear Add	No
COMB7	DISY	1		No
COMB7	DISX	0.3		No
COMB8	D	0.9	Linear Add	No
COMB8	DISY	0.3		No
COMB8	DISX	1		No
ENVE	COMB1	1	Envelope	No
ENVE	COMB2	1		No
ENVE	COMB3	1		No
ENVE	COMB4	1		No
ENVE	COMB5	1		No
ENVE	COMB6	1		No
ENVE	COMB7	1		No
ENVE	COMB8	1		No
CIM01	D	1	Linear Add	No
CIM02	D	1	Linear Add	No
CIM02	L	1		No
CIM03	D	1	Linear Add	No
CIM03	LR	1		No
CIM04	D	1	Linear Add	No
CIM04	L	0.75		No
CIM04	LR	0.75		No
CIM05	D	1	Linear Add	No
CIM05	DISX	0.7		No
CIM05	DISY	0.21		No
CIM06	D	1	Linear Add	No
CIM06	DISX	0.21		No
CIM06	DISY	0.7		No
CIM07	D	1	Linear Add	No
CIM07	DISX	0.53		No
CIM07	DISY	0.16		No
CIM07	L	0.75		No
CIM07	LR	0.75		No
CIM08	D	1	Linear Add	No
CIM08	DISX	0.16		No
CIM08	DISY	0.53		No
CIM08	L	0.75		No
CIM08	LR	0.75		No
DER01	D	1.4	Linear Add	No
DER02	D	1.2	Linear Add	No
DER02	L	1.6		No
DER02	LR	0.5		No
DER03	D	1.2	Linear Add	No
DER03	L	1		No
DER03	LR	1.6		No
DER04	D	1.2	Linear Add	No
DER04	L	1		No
DER04	LR	0.5		No
DER05	D	1.2	Linear Add	No
DER05	L	1		No
DER05	EX	1		No
DER06	D	1.2	Linear Add	No
DER06	L	1		No

Name	Load Case/Combo	Scale Factor	Type	Auto
DER06	EY	1		No
DER07	D	0.9	Linear Add	No
DER07	EX	1		No
DER08	D	0.9	Linear Add	No
DER08	EY	1		No
DERUD01	D	1.4	Linear Add	No
DERUD02	D	1.2	Linear Add	No
DERUD02	L	1.6		No
DERUD02	LR	0.5		No
DERUD03	D	1.2	Linear Add	No
DERUD03	L	1		No
DERUD03	LR	1.6		No
DERUD04	D	1.2	Linear Add	No
DERUD04	L	1		No
DERUD04	LR	0.5		No
DERUD05	D	1.2	Linear Add	No
DERUD05	L	1		No
DERUD05	DERUX	1		No
DERUD06	D	1.2	Linear Add	No
DERUD06	L	1		No
DERUD06	DERUY	1		No
DERUD07	D	0.9	Linear Add	No
DERUD07	DERUX	1		No
DERUD08	D	0.9	Linear Add	No
DERUD08	DERUY	1		No
VIG01	D	1.2	Linear Add	No
VIG01	L	1		No
VIG01	DISX	2		No
VIG01	DISY	0.6		No
VIG02	D	1.2	Linear Add	No
VIG02	L	1		No
VIG02	DISX	0.6		No
VIG02	DISY	2		No
VIG03	D	0.9	Linear Add	No
VIG03	DISX	2		No
VIG03	DISY	0.6		No
VIG04	D	0.9	Linear Add	No
VIG04	DISX	0.6		No
VIG04	DISY	2		No
COL1	D	1.2	Linear Add	No
COL1	L	1		No
COL1	DISX	3		No
COL1	DISY	0.9		No
COL2	D	1.2	Linear Add	No
COL2	L	1		No
COL2	DISX	0.9		No
COL2	DISY	3		No
COL3	D	0.9	Linear Add	No
COL3	DISX	3		No
COL3	DISY	0.9		No
COL4	D	0.9	Linear Add	No
COL4	DISX	0.9		No
COL4	DISY	3		No
CIM09	D	0.6	Linear Add	No
CIM09	DISX	0.7		No
CIM09	DISY	0.21		No
CIM10	D	0.6	Linear Add	No
CIM10	DISX	0.21		No
CIM10	DISY	0.7		No
CIM11	D	1	Linear Add	No

Name	Load Case/Combo	Scale Factor	Type	Auto
CIM11	G	1		No
CIM12	D	1	Linear Add	No
CIM12	G	0.75		No
CIM12	L	0.75		No
CIM13	D	1	Linear Add	No
CIM13	G	0.75		No
CIM13	L	0.75		No
CIM13	DISX	0.53		No
CIM13	DISY	0.16		No
CIM14	D	1	Linear Add	No
CIM14	G	0.75		No
CIM14	L	0.75		No
CIM14	DISX	0.16		No
CIM14	DISY	0.53		No
CIM15	D	0.6	Linear Add	No
COMB9	D	1.2	Linear Add	No
COMB9	L	1.6		No
COMB9	G	0.5		No
COMB10	D	1.2	Linear Add	No
COMB10	L	1		No
COMB10	G	1.6		No
COMB11	D	1.2	Linear Add	No
COMB11	L	1		No
COMB11	G	0.5		No
DER09	D	1.2	Linear Add	No
DER09	L	1.6		No
DER09	G	0.5		No
DERUD09	D	1.2	Linear Add	No
DERUD09	L	1.6		No
DERUD09	G	0.5		No
DER10	D	1.2	Linear Add	No
DER10	L	1		No
DER10	G	1.6		No
DERUD10	D	1.2	Linear Add	No
DERUD10	L	1		No
DERUD10	G	1.6		No
DER11	D	1.2	Linear Add	No
DER11	L	1		No
DER11	G	0.5		No
DERUD11	D	1.2	Linear Add	No
DERUD11	L	1		No
DERUD11	G	0.5		No

5 Analysis Results

This chapter provides analysis results.

5.1 Structure Results

Table 5.1 - Base Reactions

Load Case/Combo	FX kN	FY kN	FZ kN	MX kN-m	MY kN-m	MZ kN-m	X m	Y m	Z m
D	0	0	406.662	728.9378	-1667.3142	0	0	0	0
L	0	0	39.36	-47.3513	-161.376	0	0	0	0
LR	0	0	33.62	137.843	-137.842	0	0	0	0
EX Max	387.969	0	0	0	1265.7439	1840.023	0	0	0
EY Max	0	388.5912	0	1266.9216	0	1593.2237	0	0	0
DISX Max	143.4796	0	0	0	468.1006	680.4819	0	0	0
DISY Max	0	143.7047	0	468.5196	0	589.1892	0	0	0
W	0	0	0	0	0	0	0	0	0
G	0	0	86.92	252.0102	-356.372	0	0	0	0
DERUX Max	59.8783	0	0	0	195.3842	246.4616	0	0	0
DERUY Max	0	68.052	0	221.8697	0	279.0134	0	0	0
COMB1	0	0	569.3268	1020.5129	-2334.2399	0	0	0	0
COMB2	0	0	567.7804	867.8847	-2327.8996	0	0	0	0
COMB3	0	0	581.1464	1047.9227	-2382.7002	0	0	0	0
COMB4	0	0	544.1644	896.2955	-2231.074	0	0	0	0
COMB5 Max	143.4796	43.1114	527.3544	967.9299	-1694.0525	857.2386	0	0	0
COMB5 Min	-143.4796	-43.1114	527.3544	686.8181	-2630.2536	-857.2386	0	0	0
COMB6 Max	43.0439	143.7047	527.3544	1295.8936	-2021.7229	793.3338	0	0	0
COMB6 Min	-43.0439	-143.7047	527.3544	358.8544	-2302.5832	-793.3338	0	0	0
COMB7 Max	43.0439	143.7047	365.9958	1124.5636	-1360.1526	793.3338	0	0	0
COMB7 Min	-43.0439	-143.7047	365.9958	187.5244	-1641.0129	-793.3338	0	0	0
COMB8 Max	143.4796	43.1114	365.9958	796.5999	-1032.4822	857.2386	0	0	0
COMB8 Min	-143.4796	-43.1114	365.9958	515.4881	-1968.6833	-857.2386	0	0	0
ENVE Max	143.4796	143.7047	581.1464	1295.8936	-1032.4822	857.2386	0	0	0
ENVE Min	-143.4796	-143.7047	365.9958	187.5244	-2630.2536	-857.2386	0	0	0
CIM01	0	0	406.662	728.9378	-1667.3142	0	0	0	0
CIM02	0	0	446.022	681.5864	-1828.6902	0	0	0	0
CIM03	0	0	440.282	866.7807	-1805.1562	0	0	0	0
CIM04	0	0	461.397	796.8065	-1891.7277	0	0	0	0
CIM05 Max	100.4358	30.178	406.662	827.3269	-1339.6438	600.0671	0	0	0
CIM05 Min	-100.4358	-30.178	406.662	630.5487	-1994.9846	-600.0671	0	0	0
CIM06 Max	30.1307	100.5933	406.662	1056.9015	-1569.0131	555.3337	0	0	0
CIM06 Min	-30.1307	-100.5933	406.662	400.9741	-1765.6153	-555.3337	0	0	0
CIM07 Max	76.0442	22.9928	461.397	871.7696	-1643.6344	454.9257	0	0	0
CIM07 Min	-76.0442	-22.9928	461.397	721.8434	-2139.821	-454.9257	0	0	0
CIM08 Max	22.9567	76.1635	461.397	1045.1219	-1816.8316	421.1474	0	0	0
CIM08 Min	-22.9567	-76.1635	461.397	548.4911	-1966.6238	-421.1474	0	0	0
DER01	0	0	569.3268	1020.5129	-2334.2399	0	0	0	0
DER02	0	0	567.7804	867.8847	-2327.8996	0	0	0	0
DER03	0	0	581.1464	1047.9227	-2382.7002	0	0	0	0
DER04	0	0	544.1644	896.2955	-2231.074	0	0	0	0
DER05 Max	387.969	0	527.3544	827.374	-896.4091	1840.023	0	0	0
DER05 Min	-387.969	0	527.3544	827.374	-3427.897	-1840.023	0	0	0
DER06 Max	0	388.5912	527.3544	2094.2956	-2162.153	1593.2237	0	0	0
DER06 Min	0	-388.5912	527.3544	-439.5476	-2162.153	-1593.2237	0	0	0
DER07 Max	387.969	0	365.9958	656.044	-234.8389	1840.023	0	0	0
DER07 Min	-387.969	0	365.9958	656.044	-2766.3267	-1840.023	0	0	0
DER08 Max	0	388.5912	365.9958	1922.9656	-1500.5828	1593.2237	0	0	0
DER08 Min	0	-388.5912	365.9958	-610.8775	-1500.5828	-1593.2237	0	0	0
DERUD01	0	0	569.3268	1020.5129	-2334.2399	0	0	0	0
DERUD02	0	0	567.7804	867.8847	-2327.8996	0	0	0	0
DERUD03	0	0	581.1464	1047.9227	-2382.7002	0	0	0	0
DERUD04	0	0	544.1644	896.2955	-2231.074	0	0	0	0
DERUD05 Max	59.8783	0	527.3544	827.374	-1966.7689	246.4616	0	0	0

Load Case/Combo	FX kN	FY kN	FZ kN	MX kN-m	MY kN-m	MZ kN-m	X m	Y m	Z m
DERUD05 Min	-59.8783	0	527.3544	827.374	-2357.5372	-246.4616	0	0	0
DERUD06 Max	0	68.052	527.3544	1049.2437	-2162.153	279.0134	0	0	0
DERUD06 Min	0	-68.052	527.3544	605.5043	-2162.153	-279.0134	0	0	0
DERUD07 Max	59.8783	0	365.9958	656.044	-1305.1986	246.4616	0	0	0
DERUD07 Min	-59.8783	0	365.9958	656.044	-1695.967	-246.4616	0	0	0
DERUD08 Max	0	68.052	365.9958	877.9137	-1500.5828	279.0134	0	0	0
DERUD08 Min	0	-68.052	365.9958	434.1743	-1500.5828	-279.0134	0	0	0
VIG01 Max	286.9593	86.2228	527.3544	1108.4858	-1225.9519	1714.4773	0	0	0
VIG01 Min	-286.9593	-86.2228	527.3544	546.2622	-3098.3542	-1714.4773	0	0	0
VIG02 Max	86.0878	287.4094	527.3544	1764.4132	-1881.2927	1586.6676	0	0	0
VIG02 Min	-86.0878	-287.4094	527.3544	-109.6652	-2443.0134	-1586.6676	0	0	0
VIG03 Max	286.9593	86.2228	365.9958	937.1558	-564.3817	1714.4773	0	0	0
VIG03 Min	-286.9593	-86.2228	365.9958	374.9322	-2436.7839	-1714.4773	0	0	0
VIG04 Max	86.0878	287.4094	365.9958	1593.0832	-1219.7224	1586.6676	0	0	0
VIG04 Min	-86.0878	-287.4094	365.9958	-280.9952	-1781.4431	-1586.6676	0	0	0
COL1 Max	430.4389	129.3342	527.3544	1249.0416	-757.8513	2571.7159	0	0	0
COL1 Min	-430.4389	-129.3342	527.3544	405.7064	-3566.4547	-2571.7159	0	0	0
COL2 Max	129.1317	431.1141	527.3544	2232.9328	-1740.8625	2380.0014	0	0	0
COL2 Min	-129.1317	-431.1141	527.3544	-578.1848	-2583.4435	-2380.0014	0	0	0
COL3 Max	430.4389	129.3342	365.9958	1077.7117	-96.2811	2571.7159	0	0	0
COL3 Min	-430.4389	-129.3342	365.9958	234.3764	-2904.8845	-2571.7159	0	0	0
COL4 Max	129.1317	431.1141	365.9958	2061.6028	-1079.2923	2380.0014	0	0	0
COL4 Min	-129.1317	-431.1141	365.9958	-749.5148	-1921.8733	-2380.0014	0	0	0
CIM09 Max	100.4358	30.178	243.9972	535.7518	-672.7181	600.0671	0	0	0
CIM09 Min	-100.4358	-30.178	243.9972	338.9736	-1328.0589	-600.0671	0	0	0
CIM10 Max	30.1307	100.5933	243.9972	765.3264	-902.0874	555.3337	0	0	0
CIM10 Min	-30.1307	-100.5933	243.9972	109.3989	-1098.6896	-555.3337	0	0	0
CIM11	0	0	493.582	980.948	-2023.6862	0	0	0	0
CIM12	0	0	501.372	882.432	-2055.6252	0	0	0	0
CIM13 Max	76.0442	22.9928	501.372	957.3951	-1807.5319	454.9257	0	0	0
CIM13 Min	-76.0442	-22.9928	501.372	807.4688	-2303.7185	-454.9257	0	0	0
CIM14 Max	22.9567	76.1635	501.372	1130.7474	-1980.7291	421.1474	0	0	0
CIM14 Min	-22.9567	-76.1635	501.372	634.1166	-2130.5213	-421.1474	0	0	0
CIM15	0	0	243.9972	437.3627	-1000.3885	0	0	0	0
COMB9	0	0	594.4304	924.9683	-2437.1646	0	0	0	0
COMB10	0	0	666.4264	1230.5904	-2732.3482	0	0	0	0
COMB11	0	0	570.8144	953.3791	-2340.339	0	0	0	0
DER09	0	0	594.4304	924.9683	-2437.1646	0	0	0	0
DERUD09	0	0	594.4304	924.9683	-2437.1646	0	0	0	0
DER10	0	0	666.4264	1230.5904	-2732.3482	0	0	0	0
DERUD10	0	0	666.4264	1230.5904	-2732.3482	0	0	0	0
DER11	0	0	570.8144	953.3791	-2340.339	0	0	0	0
DERUD11	0	0	570.8144	953.3791	-2340.339	0	0	0	0

Table 5.2 - Centers of Mass and Rigidity

Story	Diaphragm	Mass X kg	Mass Y kg	XCM m	YCM m	Cumulative X kg	Cumulative Y kg	XCCM m	YCCM m	XCR m	YCR m
N1	D1	29882.02	29882.02	4.1	-0.7209	29882.02	29882.02	4.1	-0.7209	4.1	3.2834

Table 5.3 - Diaphragm Center of Mass Displacements

Story	Diaphragm	Load Case/Combo	UX mm	UY mm	RZ rad	Point	X m	Y m	Z m
N1	D1	D	0	-1.2	0	1	4.1	-0.7209	3.25
N1	D1	L	0	-0.3	0	1	4.1	-0.7209	3.25
N1	D1	LR	0	0.004378	0	1	4.1	-0.7209	3.25
N1	D1	EX Max	16.6	0	0.00173	1	4.1	-0.7209	3.25
N1	D1	EY Max	0	10.5	0	1	4.1	-0.7209	3.25
N1	D1	DISX Max	6.1	0	0.00064	1	4.1	-0.7209	3.25

Story	Diaphragm	Load Case/Combo	UX mm	UY mm	RZ rad	Point	X m	Y m	Z m
N1	D1	DISY Max	0	3.9	0	1	4.1	-0.7209	3.25
N1	D1	W	0	0	0	1	4.1	-0.7209	3.25
N1	D1	G	0	-0.1	0	1	4.1	-0.7209	3.25
N1	D1	DERUX Max	2.7	0	0.000271	1	4.1	-0.7209	3.25
N1	D1	DERUY Max	0	1.8	0	1	4.1	-0.7209	3.25
N1	D1	COMB1	0	-1.7	0	1	4.1	-0.7209	3.25
N1	D1	COMB2	0	-2	0	1	4.1	-0.7209	3.25
N1	D1	COMB3	0	-1.8	0	1	4.1	-0.7209	3.25
N1	D1	COMB4	0	-1.8	0	1	4.1	-0.7209	3.25
N1	D1	COMB5 Max	6.1	-0.6	0.00064	1	4.1	-0.7209	3.25
N1	D1	COMB5 Min	-6.1	-3	-0.00064	1	4.1	-0.7209	3.25
N1	D1	COMB6 Max	1.8	2.1	0.000192	1	4.1	-0.7209	3.25
N1	D1	COMB6 Min	-1.8	-5.7	-0.000192	1	4.1	-0.7209	3.25
N1	D1	COMB7 Max	1.8	2.8	0.000192	1	4.1	-0.7209	3.25
N1	D1	COMB7 Min	-1.8	-5	-0.000192	1	4.1	-0.7209	3.25
N1	D1	COMB8 Max	6.1	0.04597	0.00064	1	4.1	-0.7209	3.25
N1	D1	COMB8 Min	-6.1	-2.3	-0.00064	1	4.1	-0.7209	3.25
N1	D1	ENVE Max	6.1	2.8	0.00064	1	4.1	-0.7209	3.25
N1	D1	ENVE Min	-6.1	-5.7	-0.00064	1	4.1	-0.7209	3.25
N1	D1	CIM01	0	-1.2	0	1	4.1	-0.7209	3.25
N1	D1	CIM02	0	-1.6	0	1	4.1	-0.7209	3.25
N1	D1	CIM03	0	-1.2	0	1	4.1	-0.7209	3.25
N1	D1	CIM04	0	-1.5	0	1	4.1	-0.7209	3.25
N1	D1	CIM05 Max	4.3	-0.4	0.000448	1	4.1	-0.7209	3.25
N1	D1	CIM05 Min	-4.3	-2.1	-0.000448	1	4.1	-0.7209	3.25
N1	D1	CIM06 Max	1.3	1.5	0.000134	1	4.1	-0.7209	3.25
N1	D1	CIM06 Min	-1.3	-4	-0.000134	1	4.1	-0.7209	3.25
N1	D1	CIM07 Max	3.3	-0.9	0.000339	1	4.1	-0.7209	3.25
N1	D1	CIM07 Min	-3.3	-2.1	-0.000339	1	4.1	-0.7209	3.25
N1	D1	CIM08 Max	1	0.6	0.000102	1	4.1	-0.7209	3.25
N1	D1	CIM08 Min	-1	-3.5	-0.000102	1	4.1	-0.7209	3.25
N1	D1	DER01	0	-1.7	0	1	4.1	-0.7209	3.25
N1	D1	DER02	0	-2	0	1	4.1	-0.7209	3.25
N1	D1	DER03	0	-1.8	0	1	4.1	-0.7209	3.25
N1	D1	DER04	0	-1.8	0	1	4.1	-0.7209	3.25
N1	D1	DER05 Max	16.6	-1.8	0.00173	1	4.1	-0.7209	3.25
N1	D1	DER05 Min	-16.6	-1.8	-0.00173	1	4.1	-0.7209	3.25
N1	D1	DER06 Max	0	8.7	0	1	4.1	-0.7209	3.25
N1	D1	DER06 Min	0	-12.3	0	1	4.1	-0.7209	3.25
N1	D1	DER07 Max	16.6	-1.1	0.00173	1	4.1	-0.7209	3.25
N1	D1	DER07 Min	-16.6	-1.1	-0.00173	1	4.1	-0.7209	3.25
N1	D1	DER08 Max	0	9.4	0	1	4.1	-0.7209	3.25
N1	D1	DER08 Min	0	-11.6	0	1	4.1	-0.7209	3.25
N1	D1	DERUD01	0	-1.7	0	1	4.1	-0.7209	3.25
N1	D1	DERUD02	0	-2	0	1	4.1	-0.7209	3.25
N1	D1	DERUD03	0	-1.8	0	1	4.1	-0.7209	3.25
N1	D1	DERUD04	0	-1.8	0	1	4.1	-0.7209	3.25
N1	D1	DERUD05 Max	2.7	-1.8	0.000271	1	4.1	-0.7209	3.25
N1	D1	DERUD05 Min	-2.7	-1.8	-0.000271	1	4.1	-0.7209	3.25
N1	D1	DERUD06 Max	0	0.0323	0	1	4.1	-0.7209	3.25
N1	D1	DERUD06 Min	0	-3.6	0	1	4.1	-0.7209	3.25
N1	D1	DERUD07 Max	2.7	-1.1	0.000271	1	4.1	-0.7209	3.25
N1	D1	DERUD07 Min	-2.7	-1.1	-0.000271	1	4.1	-0.7209	3.25
N1	D1	DERUD08 Max	0	0.7	0	1	4.1	-0.7209	3.25
N1	D1	DERUD08 Min	0	-3	0	1	4.1	-0.7209	3.25
N1	D1	VIG01 Max	12.3	0.5	0.00128	1	4.1	-0.7209	3.25
N1	D1	VIG01 Min	-12.3	-4.1	-0.00128	1	4.1	-0.7209	3.25
N1	D1	VIG02 Max	3.7	6	0.000384	1	4.1	-0.7209	3.25
N1	D1	VIG02 Min	-3.7	-9.6	-0.000384	1	4.1	-0.7209	3.25
N1	D1	VIG03 Max	12.3	1.2	0.00128	1	4.1	-0.7209	3.25

Story	Diaphragm	Load Case/Combo	UX mm	UY mm	RZ rad	Point	X m	Y m	Z m
N1	D1	VIG03 Min	-12.3	-3.4	-0.00128	1	4.1	-0.7209	3.25
N1	D1	VIG04 Max	3.7	6.6	0.000384	1	4.1	-0.7209	3.25
N1	D1	VIG04 Min	-3.7	-8.9	-0.000384	1	4.1	-0.7209	3.25
N1	D1	COL1 Max	18.4	1.7	0.001919	1	4.1	-0.7209	3.25
N1	D1	COL1 Min	-18.4	-5.3	-0.001919	1	4.1	-0.7209	3.25
N1	D1	COL2 Max	5.5	9.8	0.000576	1	4.1	-0.7209	3.25
N1	D1	COL2 Min	-5.5	-13.4	-0.000576	1	4.1	-0.7209	3.25
N1	D1	COL3 Max	18.4	2.4	0.001919	1	4.1	-0.7209	3.25
N1	D1	COL3 Min	-18.4	-4.6	-0.001919	1	4.1	-0.7209	3.25
N1	D1	COL4 Max	5.5	10.5	0.000576	1	4.1	-0.7209	3.25
N1	D1	COL4 Min	-5.5	-12.8	-0.000576	1	4.1	-0.7209	3.25
N1	D1	CIM09 Max	4.3	0.1	0.000448	1	4.1	-0.7209	3.25
N1	D1	CIM09 Min	-4.3	-1.6	-0.000448	1	4.1	-0.7209	3.25
N1	D1	CIM10 Max	1.3	2	0.000134	1	4.1	-0.7209	3.25
N1	D1	CIM10 Min	-1.3	-3.5	-0.000134	1	4.1	-0.7209	3.25
N1	D1	CIM11	0	-1.4	0	1	4.1	-0.7209	3.25
N1	D1	CIM12	0	-1.6	0	1	4.1	-0.7209	3.25
N1	D1	CIM13 Max	3.3	-1	0.000339	1	4.1	-0.7209	3.25
N1	D1	CIM13 Min	-3.3	-2.2	-0.000339	1	4.1	-0.7209	3.25
N1	D1	CIM14 Max	1	0.5	0.000102	1	4.1	-0.7209	3.25
N1	D1	CIM14 Min	-1	-3.6	-0.000102	1	4.1	-0.7209	3.25
N1	D1	CIM15	0	-0.7	0	1	4.1	-0.7209	3.25
N1	D1	COMB9	0	-2.1	0	1	4.1	-0.7209	3.25
N1	D1	COMB10	0	-2	0	1	4.1	-0.7209	3.25
N1	D1	COMB11	0	-1.9	0	1	4.1	-0.7209	3.25
N1	D1	DER09	0	-2.1	0	1	4.1	-0.7209	3.25
N1	D1	DERUD09	0	-2.1	0	1	4.1	-0.7209	3.25
N1	D1	DER10	0	-2	0	1	4.1	-0.7209	3.25
N1	D1	DERUD10	0	-2	0	1	4.1	-0.7209	3.25
N1	D1	DER11	0	-1.9	0	1	4.1	-0.7209	3.25
N1	D1	DERUD11	0	-1.9	0	1	4.1	-0.7209	3.25

5.2 Story Results

Table 5.4 - Story Max/Avg Displacements

Story	Load Case/Combo	Direction	Maximum mm	Average mm	Ratio
N1	D	Y	1.2	1.2	1
N1	L	Y	0.3	0.3	1
N1	LR	Y	0.004378	0.004378	1
N1	EX Max	X	15.6	15.6	1
N1	EX Max	Y	7.1	7.1	1
N1	EY Max	Y	10.5	10.5	1
N1	DISX Max	X	5.8	5.8	1
N1	DISX Max	Y	2.6	2.6	1
N1	DISY Max	Y	3.9	3.9	1
N1	G	Y	0.1	0.1	1
N1	DERUX Max	X	2.5	2.5	1
N1	DERUX Max	Y	1.1	1.1	1
N1	DERUY Max	Y	1.8	1.8	1
N1	COMB1	Y	1.7	1.7	1
N1	COMB2	Y	2	2	1
N1	COMB3	Y	1.8	1.8	1
N1	COMB4	Y	1.8	1.8	1
N1	COMB5 Max	X	5.8	5.8	1
N1	COMB5 Max	Y	2	2	1
N1	COMB5 Min	X	5.8	5.8	1
N1	COMB5 Min	Y	5.6	5.6	1
N1	COMB6 Max	X	1.7	1.7	1
N1	COMB6 Max	Y	2.9	2.9	1

Story	Load Case/Combo	Direction	Maximum mm	Average mm	Ratio
N1	COMB6 Min	X	1.7	1.7	1
N1	COMB6 Min	Y	6.5	6.5	1
N1	COMB7 Max	X	1.7	1.7	1
N1	COMB7 Max	Y	3.5	3.5	1
N1	COMB7 Min	X	1.7	1.7	1
N1	COMB7 Min	Y	5.8	5.8	1
N1	COMB8 Max	X	5.8	5.8	1
N1	COMB8 Max	Y	2.7	2.7	1
N1	COMB8 Min	X	5.8	5.8	1
N1	COMB8 Min	Y	4.9	4.9	1
N1	ENVE Max	X	5.8	5.8	1
N1	ENVE Max	Y	3.5	3.5	1
N1	ENVE Min	X	5.8	5.8	1
N1	ENVE Min	Y	6.5	6.5	1
N1	CIM01	Y	1.2	1.2	1
N1	CIM02	Y	1.6	1.6	1
N1	CIM03	Y	1.2	1.2	1
N1	CIM04	Y	1.5	1.5	1
N1	CIM05 Max	X	4	4	1
N1	CIM05 Max	Y	1.4	1.4	1
N1	CIM05 Min	X	4	4	1
N1	CIM05 Min	Y	3.9	3.9	1
N1	CIM06 Max	X	1.2	1.2	1
N1	CIM06 Max	Y	2	2	1
N1	CIM06 Min	X	1.2	1.2	1
N1	CIM06 Min	Y	4.5	4.5	1
N1	CIM07 Max	X	3	3	1
N1	CIM07 Max	Y	0.5	0.5	1
N1	CIM07 Min	X	3	3	1
N1	CIM07 Min	Y	3.5	3.5	1
N1	CIM08 Max	X	0.9	0.9	1
N1	CIM08 Max	Y	1	1	1
N1	CIM08 Min	X	0.9	0.9	1
N1	CIM08 Min	Y	4	4	1
N1	DER01	Y	1.7	1.7	1
N1	DER02	Y	2	2	1
N1	DER03	Y	1.8	1.8	1
N1	DER04	Y	1.8	1.8	1
N1	DER05 Max	X	15.6	15.6	1
N1	DER05 Max	Y	5.3	5.3	1
N1	DER05 Min	X	15.6	15.6	1
N1	DER05 Min	Y	8.9	8.9	1
N1	DER06 Max	Y	8.7	8.7	1
N1	DER06 Min	Y	12.3	12.3	1
N1	DER07 Max	X	15.6	15.6	1
N1	DER07 Max	Y	6	6	1
N1	DER07 Min	X	15.6	15.6	1
N1	DER07 Min	Y	8.2	8.2	1
N1	DER08 Max	Y	9.4	9.4	1
N1	DER08 Min	Y	11.6	11.6	1
N1	DERUD01	Y	1.7	1.7	1
N1	DERUD02	Y	2	2	1
N1	DERUD03	Y	1.8	1.8	1
N1	DERUD04	Y	1.8	1.8	1
N1	DERUD05 Max	X	2.5	2.5	1
N1	DERUD05 Max	Y	0.7	0.7	1
N1	DERUD05 Min	X	2.5	2.5	1
N1	DERUD05 Min	Y	2.9	2.9	1
N1	DERUD06 Max	Y	0.0323	0.0323	1
N1	DERUD06 Min	Y	3.6	3.6	1

Story	Load Case/Combo	Direction	Maximum mm	Average mm	Ratio
N1	DERUD07 Max	X	2.5	2.5	1
N1	DERUD07 Min	X	2.5	2.5	1
N1	DERUD07 Min	Y	2.2	2.2	1
N1	DERUD08 Max	Y	0.7	0.7	1
N1	DERUD08 Min	Y	3	3	1
N1	VIG01 Max	X	11.5	11.5	1
N1	VIG01 Max	Y	5.8	5.8	1
N1	VIG01 Min	X	11.5	11.5	1
N1	VIG01 Min	Y	9.4	9.4	1
N1	VIG02 Max	X	3.5	3.5	1
N1	VIG02 Max	Y	7.5	7.5	1
N1	VIG02 Min	X	3.5	3.5	1
N1	VIG02 Min	Y	11.1	11.1	1
N1	VIG03 Max	X	11.5	11.5	1
N1	VIG03 Max	Y	6.5	6.5	1
N1	VIG03 Min	X	11.5	11.5	1
N1	VIG03 Min	Y	8.7	8.7	1
N1	VIG04 Max	X	3.5	3.5	1
N1	VIG04 Max	Y	8.2	8.2	1
N1	VIG04 Min	X	3.5	3.5	1
N1	VIG04 Min	Y	10.5	10.5	1
N1	COL1 Max	X	17.3	17.3	1
N1	COL1 Max	Y	9.6	9.6	1
N1	COL1 Min	X	17.3	17.3	1
N1	COL1 Min	Y	13.2	13.2	1
N1	COL2 Max	X	5.2	5.2	1
N1	COL2 Max	Y	12.2	12.2	1
N1	COL2 Min	X	5.2	5.2	1
N1	COL2 Min	Y	15.8	15.8	1
N1	COL3 Max	X	17.3	17.3	1
N1	COL3 Max	Y	10.2	10.2	1
N1	COL3 Min	X	17.3	17.3	1
N1	COL3 Min	Y	12.5	12.5	1
N1	COL4 Max	X	5.2	5.2	1
N1	COL4 Max	Y	12.9	12.9	1
N1	COL4 Min	X	5.2	5.2	1
N1	COL4 Min	Y	15.1	15.1	1
N1	CIM09 Max	X	4	4	1
N1	CIM09 Max	Y	1.9	1.9	1
N1	CIM09 Min	X	4	4	1
N1	CIM09 Min	Y	3.4	3.4	1
N1	CIM10 Max	X	1.2	1.2	1
N1	CIM10 Max	Y	2.5	2.5	1
N1	CIM10 Min	X	1.2	1.2	1
N1	CIM10 Min	Y	4	4	1
N1	CIM11	Y	1.4	1.4	1
N1	CIM12	Y	1.6	1.6	1
N1	CIM13 Max	X	3	3	1
N1	CIM13 Max	Y	0.4	0.4	1
N1	CIM13 Min	X	3	3	1
N1	CIM13 Min	Y	3.6	3.6	1
N1	CIM14 Max	X	0.9	0.9	1
N1	CIM14 Max	Y	0.9	0.9	1
N1	CIM14 Min	X	0.9	0.9	1
N1	CIM14 Min	Y	4.1	4.1	1
N1	CIM15	Y	0.7	0.7	1
N1	COMB9	Y	2.1	2.1	1
N1	COMB10	Y	2	2	1
N1	COMB11	Y	1.9	1.9	1
N1	DER09	Y	2.1	2.1	1

Story	Load Case/Combo	Direction	Maximum mm	Average mm	Ratio
N1	DERUD09	Y	2.1	2.1	1
N1	DER10	Y	2	2	1
N1	DERUD10	Y	2	2	1
N1	DER11	Y	1.9	1.9	1
N1	DERUD11	Y	1.9	1.9	1

Table 5.5 - Story Drifts

Story	Load Case/Combo	Direction	Drift	Label	X m	Y m	Z m
N1	D	Y	0.000382	1	0	0	3.25
N1	L	Y	9.7E-05	1	0	0	3.25
N1	LR	Y	1E-06	1	0	0	3.25
N1	EX Max	X	0.004785	3	8.2	0	3.25
N1	EX Max	Y	0.002182	1	0	0	3.25
N1	EY Max	Y	0.003228	3	8.2	0	3.25
N1	DISX Max	X	0.00177	3	8.2	0	3.25
N1	DISX Max	Y	0.000807	1	0	0	3.25
N1	DISY Max	Y	0.001194	3	8.2	0	3.25
N1	G	Y	5E-05	2	0	8.2	3.25
N1	DERUX Max	X	0.000771	3	8.2	0	3.25
N1	DERUX Max	Y	0.000342	1	0	0	3.25
N1	DERUY Max	Y	0.000565	3	8.2	0	3.25
N1	COMB1	Y	0.000535	1	0	0	3.25
N1	COMB2	Y	0.000613	1	0	0	3.25
N1	COMB3	Y	0.000554	2	0	8.2	3.25
N1	COMB4	Y	0.000555	1	0	0	3.25
N1	COMB5 Max	X	0.00177	3	8.2	0	3.25
N1	COMB5 Max	Y	0.00061	1	0	0	3.25
N1	COMB5 Min	X	0.00177	3	8.2	0	3.25
N1	COMB5 Min	Y	0.001721	1	0	0	3.25
N1	COMB6 Max	X	0.000531	3	8.2	0	3.25
N1	COMB6 Max	Y	0.00088	1	0	0	3.25
N1	COMB6 Min	X	0.000531	3	8.2	0	3.25
N1	COMB6 Min	Y	0.001991	1	0	0	3.25
N1	COMB7 Max	X	0.000531	3	8.2	0	3.25
N1	COMB7 Max	Y	0.001092	1	0	0	3.25
N1	COMB7 Min	X	0.000531	3	8.2	0	3.25
N1	COMB7 Min	Y	0.00178	1	0	0	3.25
N1	COMB8 Max	X	0.00177	3	8.2	0	3.25
N1	COMB8 Max	Y	0.000821	1	0	0	3.25
N1	COMB8 Min	X	0.00177	3	8.2	0	3.25
N1	COMB8 Min	Y	0.001509	1	0	0	3.25
N1	ENVE Max	X	0.00177	3	8.2	0	3.25
N1	ENVE Max	Y	0.001092	1	0	0	3.25
N1	ENVE Min	X	0.00177	3	8.2	0	3.25
N1	ENVE Min	Y	0.001991	1	0	0	3.25
N1	CIM01	Y	0.000382	1	0	0	3.25
N1	CIM02	Y	0.000479	1	0	0	3.25
N1	CIM03	Y	0.000383	2	0	8.2	3.25
N1	CIM04	Y	0.000454	1	0	0	3.25
N1	CIM05 Max	X	0.001239	3	8.2	0	3.25
N1	CIM05 Max	Y	0.000433	1	0	0	3.25
N1	CIM05 Min	X	0.001239	3	8.2	0	3.25
N1	CIM05 Min	Y	0.001198	1	0	0	3.25
N1	CIM06 Max	X	0.000372	3	8.2	0	3.25
N1	CIM06 Max	Y	0.000623	1	0	0	3.25
N1	CIM06 Min	X	0.000372	3	8.2	0	3.25
N1	CIM06 Min	Y	0.001387	1	0	0	3.25
N1	CIM07 Max	X	0.000938	3	8.2	0	3.25
N1	CIM07 Max	Y	0.000165	1	0	0	3.25

Story	Load Case/Combo	Direction	Drift	Label	X m	Y m	Z m
N1	CIM07 Min	X	0.000938	3	8.2	0	3.25
N1	CIM07 Min	Y	0.001072	1	0	0	3.25
N1	CIM08 Max	X	0.000283	3	8.2	0	3.25
N1	CIM08 Max	Y	0.000308	3	8.2	0	3.25
N1	CIM08 Min	X	0.000283	3	8.2	0	3.25
N1	CIM08 Min	Y	0.001215	1	0	0	3.25
N1	DER01	Y	0.000535	1	0	0	3.25
N1	DER02	Y	0.000613	1	0	0	3.25
N1	DER03	Y	0.000554	2	0	8.2	3.25
N1	DER04	Y	0.000555	1	0	0	3.25
N1	DER05 Max	X	0.004785	3	8.2	0	3.25
N1	DER05 Max	Y	0.001627	1	0	0	3.25
N1	DER05 Min	X	0.004785	3	8.2	0	3.25
N1	DER05 Min	Y	0.002738	1	0	0	3.25
N1	DER06 Max	Y	0.002672	3	8.2	0	3.25
N1	DER06 Min	Y	0.003783	1	0	0	3.25
N1	DER07 Max	X	0.004785	3	8.2	0	3.25
N1	DER07 Max	Y	0.001838	1	0	0	3.25
N1	DER07 Min	X	0.004785	3	8.2	0	3.25
N1	DER07 Min	Y	0.002526	1	0	0	3.25
N1	DER08 Max	Y	0.002884	3	8.2	0	3.25
N1	DER08 Min	Y	0.003572	1	0	0	3.25
N1	DERUD01	Y	0.000535	1	0	0	3.25
N1	DERUD02	Y	0.000613	1	0	0	3.25
N1	DERUD03	Y	0.000554	2	0	8.2	3.25
N1	DERUD04	Y	0.000555	1	0	0	3.25
N1	DERUD05 Max	X	0.000771	3	8.2	0	3.25
N1	DERUD05 Max	Y	0.000214	4	8.2	8.2	3.25
N1	DERUD05 Min	X	0.000771	3	8.2	0	3.25
N1	DERUD05 Min	Y	0.000897	1	0	0	3.25
N1	DERUD06 Max	Y	1E-05	3	8.2	0	3.25
N1	DERUD06 Min	Y	0.001121	1	0	0	3.25
N1	DERUD07 Max	X	0.000771	3	8.2	0	3.25
N1	DERUD07 Min	X	0.000771	3	8.2	0	3.25
N1	DERUD07 Min	Y	0.000686	1	0	0	3.25
N1	DERUD08 Max	Y	0.000221	3	8.2	0	3.25
N1	DERUD08 Min	Y	0.000909	1	0	0	3.25
N1	VIG01 Max	X	0.003539	3	8.2	0	3.25
N1	VIG01 Max	Y	0.001775	1	0	0	3.25
N1	VIG01 Min	X	0.003539	3	8.2	0	3.25
N1	VIG01 Min	Y	0.002886	1	0	0	3.25
N1	VIG02 Max	X	0.001062	3	8.2	0	3.25
N1	VIG02 Max	Y	0.002316	1	0	0	3.25
N1	VIG02 Min	X	0.001062	3	8.2	0	3.25
N1	VIG02 Min	Y	0.003427	1	0	0	3.25
N1	VIG03 Max	X	0.003539	3	8.2	0	3.25
N1	VIG03 Max	Y	0.001986	1	0	0	3.25
N1	VIG03 Min	X	0.003539	3	8.2	0	3.25
N1	VIG03 Min	Y	0.002674	1	0	0	3.25
N1	VIG04 Max	X	0.001062	3	8.2	0	3.25
N1	VIG04 Max	Y	0.002528	1	0	0	3.25
N1	VIG04 Min	X	0.001062	3	8.2	0	3.25
N1	VIG04 Min	Y	0.003216	1	0	0	3.25
N1	COL1 Max	X	0.005309	3	8.2	0	3.25
N1	COL1 Max	Y	0.00294	1	0	0	3.25
N1	COL1 Min	X	0.005309	3	8.2	0	3.25
N1	COL1 Min	Y	0.004051	1	0	0	3.25
N1	COL2 Max	X	0.001593	3	8.2	0	3.25
N1	COL2 Max	Y	0.003752	1	0	0	3.25
N1	COL2 Min	X	0.001593	3	8.2	0	3.25

Story	Load Case/Combo	Direction	Drift	Label	X m	Y m	Z m
N1	COL2 Min	Y	0.004863	1	0	0	3.25
N1	COL3 Max	X	0.005309	3	8.2	0	3.25
N1	COL3 Max	Y	0.003152	1	0	0	3.25
N1	COL3 Min	X	0.005309	3	8.2	0	3.25
N1	COL3 Min	Y	0.00384	1	0	0	3.25
N1	COL4 Max	X	0.001593	3	8.2	0	3.25
N1	COL4 Max	Y	0.003963	1	0	0	3.25
N1	COL4 Min	X	0.001593	3	8.2	0	3.25
N1	COL4 Min	Y	0.004651	1	0	0	3.25
N1	CIM09 Max	X	0.001239	3	8.2	0	3.25
N1	CIM09 Max	Y	0.000586	1	0	0	3.25
N1	CIM09 Min	X	0.001239	3	8.2	0	3.25
N1	CIM09 Min	Y	0.001045	1	0	0	3.25
N1	CIM10 Max	X	0.000372	3	8.2	0	3.25
N1	CIM10 Max	Y	0.000776	1	0	0	3.25
N1	CIM10 Min	X	0.000372	3	8.2	0	3.25
N1	CIM10 Min	Y	0.001234	1	0	0	3.25
N1	CIM11	Y	0.000431	2	0	8.2	3.25
N1	CIM12	Y	0.000489	2	0	8.2	3.25
N1	CIM13 Max	X	0.000938	3	8.2	0	3.25
N1	CIM13 Max	Y	0.00013	1	0	0	3.25
N1	CIM13 Min	X	0.000938	3	8.2	0	3.25
N1	CIM13 Min	Y	0.001108	1	0	0	3.25
N1	CIM14 Max	X	0.000283	3	8.2	0	3.25
N1	CIM14 Max	Y	0.000273	3	8.2	0	3.25
N1	CIM14 Min	X	0.000283	3	8.2	0	3.25
N1	CIM14 Min	Y	0.001251	1	0	0	3.25
N1	CIM15	Y	0.000229	1	0	0	3.25
N1	COMB9	Y	0.000636	1	0	0	3.25
N1	COMB10	Y	0.000631	2	0	8.2	3.25
N1	COMB11	Y	0.000578	1	0	0	3.25
N1	DER09	Y	0.000636	1	0	0	3.25
N1	DERUD09	Y	0.000636	1	0	0	3.25
N1	DER10	Y	0.000631	2	0	8.2	3.25
N1	DERUD10	Y	0.000631	2	0	8.2	3.25
N1	DER11	Y	0.000578	1	0	0	3.25
N1	DERUD11	Y	0.000578	1	0	0	3.25

Table 5.6 - Story Max/Avg Drifts

Story	Load Case/Combo	Direction	Max Drift mm	Avg Drift mm	Ratio
N1	D	Y	1.2	1.2	1.001
N1	L	Y	0.3	0.3	1.014
N1	LR	Y	0.004378	1.812E-05	241.615
N1	EX Max	X	15.6	11.7	1.33
N1	EX Max	Y	7.1	7	1.007
N1	EY Max	Y	10.5	10.4	1.005
N1	DISX Max	X	5.8	4.3	1.33
N1	DISX Max	Y	2.6	2.6	1.007
N1	DISY Max	Y	3.9	3.9	1.005
N1	G	Y	0.2	0.2	1.042
N1	DERUX Max	X	2.5	1.8	1.425
N1	DERUX Max	Y	1.1	1.1	1.007
N1	DERUY Max	Y	1.8	1.8	1.005
N1	COMB1	Y	1.7	1.7	1.001
N1	COMB2	Y	2	2	1.003
N1	COMB3	Y	1.8	1.8	1.001
N1	COMB4	Y	1.8	1.8	1.002
N1	COMB5 Max	X	5.8	4.3	1.331

Story	Load Case/Combo	Direction	Max Drift mm	Avg Drift mm	Ratio
N1	COMB5 Max	Y	2	2	1.009
N1	COMB5 Min	X	5.8	4.3	1.331
N1	COMB5 Min	Y	5.6	5.6	1.005
N1	COMB6 Max	X	1.7	1.3	1.335
N1	COMB6 Max	Y	2.9	2.8	1.006
N1	COMB6 Min	X	1.7	1.3	1.335
N1	COMB6 Min	Y	6.5	6.4	1.005
N1	COMB7 Max	X	1.7	1.3	1.334
N1	COMB7 Max	Y	3.5	3.5	1.007
N1	COMB7 Min	X	1.7	1.3	1.334
N1	COMB7 Min	Y	5.8	5.8	1.004
N1	COMB8 Max	X	5.8	4.3	1.331
N1	COMB8 Max	Y	2.7	2.6	1.008
N1	COMB8 Min	X	5.8	4.3	1.331
N1	COMB8 Min	Y	4.9	4.9	1.005
N1	ENVE Max	X	5.8	4.3	1.331
N1	ENVE Max	Y	3.5	3.5	1.007
N1	ENVE Min	X	5.8	4.3	1.331
N1	ENVE Min	Y	6.5	6.4	1.005
N1	CIM01	Y	1.2	1.2	1.001
N1	CIM02	Y	1.6	1.6	1.004
N1	CIM03	Y	1.2	1.2	1.003
N1	CIM04	Y	1.5	1.5	1.001
N1	CIM05 Max	X	4	3	1.332
N1	CIM05 Max	Y	1.4	1.4	1.011
N1	CIM05 Min	X	4	3	1.332
N1	CIM05 Min	Y	3.9	3.9	1.004
N1	CIM06 Max	X	1.2	0.9	1.336
N1	CIM06 Max	Y	2	2	1.008
N1	CIM06 Min	X	1.2	0.9	1.336
N1	CIM06 Min	Y	4.5	4.5	1.004
N1	CIM07 Max	X	3	2.3	1.332
N1	CIM07 Max	Y	0.5	0.5	1.021
N1	CIM07 Min	X	3	2.3	1.332
N1	CIM07 Min	Y	3.5	3.5	1.004
N1	CIM08 Max	X	0.9	0.7	1.338
N1	CIM08 Max	Y	1	1	1.012
N1	CIM08 Min	X	0.9	0.7	1.338
N1	CIM08 Min	Y	4	3.9	1.004
N1	DER01	Y	1.7	1.7	1.001
N1	DER02	Y	2	2	1.003
N1	DER03	Y	1.8	1.8	1.001
N1	DER04	Y	1.8	1.8	1.002
N1	DER05 Max	X	15.6	11.7	1.33
N1	DER05 Max	Y	5.3	5.2	1.008
N1	DER05 Min	X	15.6	11.7	1.33
N1	DER05 Min	Y	8.9	8.8	1.006
N1	DER06 Max	Y	8.7	8.6	1.005
N1	DER06 Min	Y	12.3	12.2	1.005
N1	DER07 Max	X	15.6	11.7	1.33
N1	DER07 Max	Y	6	5.9	1.008
N1	DER07 Min	X	15.6	11.7	1.33
N1	DER07 Min	Y	8.2	8.2	1.006
N1	DER08 Max	Y	9.4	9.3	1.005
N1	DER08 Min	Y	11.6	11.6	1.005
N1	DERUD01	Y	1.7	1.7	1.001
N1	DERUD02	Y	2	2	1.003
N1	DERUD03	Y	1.8	1.8	1.001
N1	DERUD04	Y	1.8	1.8	1.002

Story	Load Case/Combo	Direction	Max Drift mm	Avg Drift mm	Ratio
N1	DERUD05 Max	X	2.5	1.8	1.43
N1	DERUD05 Max	Y	0.7	0.7	1.002
N1	DERUD05 Min	X	2.5	1.8	1.43
N1	DERUD05 Min	Y	2.9	2.9	1.005
N1	DERUD06 Max	Y	0.0323	0.02923	1.105
N1	DERUD06 Min	Y	3.6	3.6	1.004
N1	DERUD07 Max	X	2.5	1.8	1.429
N1	DERUD07 Min	X	2.5	1.8	1.429
N1	DERUD07 Min	Y	2.2	2.2	1.004
N1	DERUD08 Max	Y	0.7	0.7	1.011
N1	DERUD08 Min	Y	3	2.9	1.003
N1	VIG01 Max	X	11.5	8.6	1.331
N1	VIG01 Max	Y	5.8	5.7	1.007
N1	VIG01 Min	X	11.5	8.6	1.331
N1	VIG01 Min	Y	9.4	9.3	1.006
N1	VIG02 Max	X	3.5	2.6	1.332
N1	VIG02 Max	Y	7.5	7.5	1.006
N1	VIG02 Min	X	3.5	2.6	1.332
N1	VIG02 Min	Y	11.1	11.1	1.005
N1	VIG03 Max	X	11.5	8.6	1.33
N1	VIG03 Max	Y	6.5	6.4	1.007
N1	VIG03 Min	X	11.5	8.6	1.33
N1	VIG03 Min	Y	8.7	8.6	1.005
N1	VIG04 Max	X	3.5	2.6	1.331
N1	VIG04 Max	Y	8.2	8.2	1.006
N1	VIG04 Min	X	3.5	2.6	1.331
N1	VIG04 Min	Y	10.5	10.4	1.005
N1	COL1 Max	X	17.3	13	1.33
N1	COL1 Max	Y	9.6	9.5	1.007
N1	COL1 Min	X	17.3	13	1.33
N1	COL1 Min	Y	13.2	13.1	1.006
N1	COL2 Max	X	5.2	3.9	1.331
N1	COL2 Max	Y	12.2	12.1	1.006
N1	COL2 Min	X	5.2	3.9	1.331
N1	COL2 Min	Y	15.8	15.7	1.005
N1	COL3 Max	X	17.3	13	1.33
N1	COL3 Max	Y	10.2	10.2	1.007
N1	COL3 Min	X	17.3	13	1.33
N1	COL3 Min	Y	12.5	12.4	1.006
N1	COL4 Max	X	5.2	3.9	1.331
N1	COL4 Max	Y	12.9	12.8	1.006
N1	COL4 Min	X	5.2	3.9	1.331
N1	COL4 Min	Y	15.1	15	1.005
N1	CIM09 Max	X	4	3	1.331
N1	CIM09 Max	Y	1.9	1.9	1.008
N1	CIM09 Min	X	4	3	1.331
N1	CIM09 Min	Y	3.4	3.4	1.005
N1	CIM10 Max	X	1.2	0.9	1.333
N1	CIM10 Max	Y	2.5	2.5	1.007
N1	CIM10 Min	X	1.2	0.9	1.333
N1	CIM10 Min	Y	4	4	1.004
N1	CIM11	Y	1.4	1.4	1.004
N1	CIM12	Y	1.6	1.6	1
N1	CIM13 Max	X	3	2.3	1.332
N1	CIM13 Max	Y	0.4	0.4	1.03
N1	CIM13 Min	X	3	2.3	1.332
N1	CIM13 Min	Y	3.6	3.6	1.003
N1	CIM14 Max	X	0.9	0.7	1.338
N1	CIM14 Max	Y	0.9	0.9	1.015

Story	Load Case/Combo	Direction	Max Drift mm	Avg Drift mm	Ratio
N1	CIM14 Min	X	0.9	0.7	1.338
N1	CIM14 Min	Y	4.1	4.1	1.003
N1	CIM15	Y	0.7	0.7	1.001
N1	COMB9	Y	2.1	2.1	1.003
N1	COMB10	Y	2.1	2	1.002
N1	COMB11	Y	1.9	1.9	1.001
N1	DER09	Y	2.1	2.1	1.003
N1	DERUD09	Y	2.1	2.1	1.003
N1	DER10	Y	2.1	2	1.002
N1	DERUD10	Y	2.1	2	1.002
N1	DER11	Y	1.9	1.9	1.001
N1	DERUD11	Y	1.9	1.9	1.001

Table 5.7 - Story Forces

Story	Load Case/Combo	Location	P kN	VX kN	VY kN	T kN-m	MX kN-m	MY kN-m
N1	D	Top	357.6572	0	0	0	528.4926	-1466.3945
N1	D	Bottom	406.662	0	0	0	728.9378	-1667.3142
N1	L	Top	39.36	0	0	0	-47.232	-161.376
N1	L	Bottom	39.36	0	0	0	-47.3513	-161.376
N1	LR	Top	33.62	0	0	0	137.842	-137.842
N1	LR	Bottom	33.62	0	0	0	137.843	-137.842
N1	EX Max	Top	0	387.969	0	1840.023	0	0.0004
N1	EX Max	Bottom	0	387.969	0	1840.023	0	1265.7439
N1	EY Max	Top	0	0	388.5912	1593.2237	0.0001	0
N1	EY Max	Bottom	0	0	388.5912	1593.2237	1266.9216	0
N1	DISX Max	Top	0	143.4796	0	680.4819	0	0.0002
N1	DISX Max	Bottom	0	143.4796	0	680.4819	0	468.1006
N1	DISY Max	Top	0	0	143.7047	589.1892	4.317E-05	0
N1	DISY Max	Bottom	0	0	143.7047	589.1892	468.5196	0
N1	W	Top	0	0	0	0	0	0
N1	W	Bottom	0	0	0	0	0	0
N1	G	Top	86.92	0	0	0	252.068	-356.372
N1	G	Bottom	86.92	0	0	0	252.0102	-356.372
N1	DERUX Max	Top	0	59.8783	0	246.4616	0	0.0001
N1	DERUX Max	Bottom	0	59.8783	0	246.4616	0	195.3842
N1	DERUY Max	Top	0	0	68.052	279.0134	2.044E-05	0
N1	DERUY Max	Bottom	0	0	68.052	279.0134	221.8697	0
N1	COMB1	Top	500.7201	0	0	0	739.8896	-2052.9523
N1	COMB1	Bottom	569.3268	0	0	0	1020.5129	-2334.2399
N1	COMB2	Top	508.9746	0	0	0	627.5409	-2086.796
N1	COMB2	Bottom	567.7804	0	0	0	867.8847	-2327.8996
N1	COMB3	Top	522.3406	0	0	0	807.5063	-2141.5966
N1	COMB3	Bottom	581.1464	0	0	0	1047.9227	-2382.7002
N1	COMB4	Top	485.3586	0	0	0	655.8801	-1989.9704
N1	COMB4	Bottom	544.1644	0	0	0	896.2955	-2231.074
N1	COMB5 Max	Top	468.5486	143.4796	43.1114	857.2386	586.9591	-1921.0493
N1	COMB5 Max	Bottom	527.3544	143.4796	43.1114	857.2386	967.9299	-1694.0525
N1	COMB5 Min	Top	468.5486	-143.4796	-43.1114	-857.2386	586.9591	-1921.0496
N1	COMB5 Min	Bottom	527.3544	-143.4796	-43.1114	-857.2386	686.8181	-2630.2536
N1	COMB6 Max	Top	468.5486	43.0439	143.7047	793.3338	586.9592	-1921.0494
N1	COMB6 Max	Bottom	527.3544	43.0439	143.7047	793.3338	1295.8936	-2021.7229
N1	COMB6 Min	Top	468.5486	-43.0439	-143.7047	-793.3338	586.9591	-1921.0495
N1	COMB6 Min	Bottom	527.3544	-43.0439	-143.7047	-793.3338	358.8544	-2302.5832
N1	COMB7 Max	Top	321.8915	43.0439	143.7047	793.3338	475.6433	-1319.755
N1	COMB7 Max	Bottom	365.9958	43.0439	143.7047	793.3338	1124.5636	-1360.1526
N1	COMB7 Min	Top	321.8915	-43.0439	-143.7047	-793.3338	475.6433	-1319.7551
N1	COMB7 Min	Bottom	365.9958	-43.0439	-143.7047	-793.3338	187.5244	-1641.0129
N1	COMB8 Max	Top	321.8915	143.4796	43.1114	857.2386	475.6433	-1319.7549

Story	Load Case/Combo	Location	P kN	VX kN	VY kN	T kN-m	MX kN-m	MY kN-m
N1	COMB8 Max	Bottom	365.9958	143.4796	43.1114	857.2386	796.5999	-1032.4822
N1	COMB8 Min	Top	321.8915	-143.4796	-43.1114	-857.2386	475.6433	-1319.7552
N1	COMB8 Min	Bottom	365.9958	-143.4796	-43.1114	-857.2386	515.4881	-1968.6833
N1	ENVE Max	Top	522.3406	143.4796	143.7047	857.2386	807.5063	-1319.7549
N1	ENVE Max	Bottom	581.1464	143.4796	143.7047	857.2386	1295.8936	-1032.4822
N1	ENVE Min	Top	321.8915	-143.4796	-143.7047	-857.2386	475.6433	-2141.5966
N1	ENVE Min	Bottom	365.9958	-143.4796	-143.7047	-857.2386	187.5244	-2630.2536
N1	CIM01	Top	357.6572	0	0	0	528.4926	-1466.3945
N1	CIM01	Bottom	406.662	0	0	0	728.9378	-1667.3142
N1	CIM02	Top	397.0172	0	0	0	481.2606	-1627.7705
N1	CIM02	Bottom	446.022	0	0	0	681.5864	-1828.6902
N1	CIM03	Top	391.2772	0	0	0	666.3346	-1604.2365
N1	CIM03	Bottom	440.282	0	0	0	866.7807	-1805.1562
N1	CIM04	Top	412.3922	0	0	0	596.4501	-1690.808
N1	CIM04	Bottom	461.397	0	0	0	796.8065	-1891.7277
N1	CIM05 Max	Top	357.6572	100.4358	30.178	600.0671	528.4926	-1466.3944
N1	CIM05 Max	Bottom	406.662	100.4358	30.178	600.0671	827.3269	-1339.6438
N1	CIM05 Min	Top	357.6572	-100.4358	-30.178	-600.0671	528.4926	-1466.3946
N1	CIM05 Min	Bottom	406.662	-100.4358	-30.178	-600.0671	630.5487	-1994.9846
N1	CIM06 Max	Top	357.6572	30.1307	100.5933	555.3337	528.4926	-1466.3945
N1	CIM06 Max	Bottom	406.662	30.1307	100.5933	555.3337	1056.9015	-1569.0131
N1	CIM06 Min	Top	357.6572	-30.1307	-100.5933	-555.3337	528.4925	-1466.3946
N1	CIM06 Min	Bottom	406.662	-30.1307	-100.5933	-555.3337	400.9741	-1765.6153
N1	CIM07 Max	Top	412.3922	76.0442	22.9928	454.9257	596.4501	-1690.8079
N1	CIM07 Max	Bottom	461.397	76.0442	22.9928	454.9257	871.7696	-1643.6344
N1	CIM07 Min	Top	412.3922	-76.0442	-22.9928	-454.9257	596.4501	-1690.8081
N1	CIM07 Min	Bottom	461.397	-76.0442	-22.9928	-454.9257	721.8434	-2139.821
N1	CIM08 Max	Top	412.3922	22.9567	76.1635	421.1474	596.4501	-1690.808
N1	CIM08 Max	Bottom	461.397	22.9567	76.1635	421.1474	1045.1219	-1816.8316
N1	CIM08 Min	Top	412.3922	-22.9567	-76.1635	-421.1474	596.4501	-1690.808
N1	CIM08 Min	Bottom	461.397	-22.9567	-76.1635	-421.1474	548.4911	-1966.6238
N1	DER01	Top	500.7201	0	0	0	739.8896	-2052.9523
N1	DER01	Bottom	569.3268	0	0	0	1020.5129	-2334.2399
N1	DER02	Top	508.9746	0	0	0	627.5409	-2086.796
N1	DER02	Bottom	567.7804	0	0	0	867.8847	-2327.8996
N1	DER03	Top	522.3406	0	0	0	807.5063	-2141.5966
N1	DER03	Bottom	581.1464	0	0	0	1047.9227	-2382.7002
N1	DER04	Top	485.3586	0	0	0	655.8801	-1989.9704
N1	DER04	Bottom	544.1644	0	0	0	896.2955	-2231.074
N1	DER05 Max	Top	468.5486	387.969	0	1840.023	586.9591	-1921.049
N1	DER05 Max	Bottom	527.3544	387.969	0	1840.023	827.374	-896.4091
N1	DER05 Min	Top	468.5486	-387.969	0	-1840.023	586.9591	-1921.0499
N1	DER05 Min	Bottom	527.3544	-387.969	0	-1840.023	827.374	-3427.897
N1	DER06 Max	Top	468.5486	0	388.5912	1593.2237	586.9592	-1921.0494
N1	DER06 Max	Bottom	527.3544	0	388.5912	1593.2237	2094.2956	-2162.153
N1	DER06 Min	Top	468.5486	0	-388.5912	-1593.2237	586.959	-1921.0494
N1	DER06 Min	Bottom	527.3544	0	-388.5912	-1593.2237	-439.5476	-2162.153
N1	DER07 Max	Top	321.8915	387.969	0	1840.023	475.6433	-1319.7546
N1	DER07 Max	Bottom	365.9958	387.969	0	1840.023	656.044	-234.8389
N1	DER07 Min	Top	321.8915	-387.969	0	-1840.023	475.6433	-1319.7555
N1	DER07 Min	Bottom	365.9958	-387.969	0	-1840.023	656.044	-2766.3267
N1	DER08 Max	Top	321.8915	0	388.5912	1593.2237	475.6434	-1319.7551
N1	DER08 Max	Bottom	365.9958	0	388.5912	1593.2237	1922.9656	-1500.5828
N1	DER08 Min	Top	321.8915	0	-388.5912	-1593.2237	475.6432	-1319.7551
N1	DER08 Min	Bottom	365.9958	0	-388.5912	-1593.2237	-610.8775	-1500.5828
N1	DERUD01	Top	500.7201	0	0	0	739.8896	-2052.9523
N1	DERUD01	Bottom	569.3268	0	0	0	1020.5129	-2334.2399
N1	DERUD02	Top	508.9746	0	0	0	627.5409	-2086.796
N1	DERUD02	Bottom	567.7804	0	0	0	867.8847	-2327.8996
N1	DERUD03	Top	522.3406	0	0	0	807.5063	-2141.5966

Story	Load Case/Combo	Location	P kN	VX kN	VY kN	T kN-m	MX kN-m	MY kN-m
N1	DERUD03	Bottom	581.1464	0	0	0	1047.9227	-2382.7002
N1	DERUD04	Top	485.3586	0	0	0	655.8801	-1989.9704
N1	DERUD04	Bottom	544.1644	0	0	0	896.2955	-2231.074
N1	DERUD05 Max	Top	468.5486	59.8783	0	246.4616	586.9591	-1921.0494
N1	DERUD05 Max	Bottom	527.3544	59.8783	0	246.4616	827.374	-1966.7689
N1	DERUD05 Min	Top	468.5486	-59.8783	0	-246.4616	586.9591	-1921.0495
N1	DERUD05 Min	Bottom	527.3544	-59.8783	0	-246.4616	827.374	-2357.5372
N1	DERUD06 Max	Top	468.5486	0	68.052	279.0134	586.9591	-1921.0494
N1	DERUD06 Max	Bottom	527.3544	0	68.052	279.0134	1049.2437	-2162.153
N1	DERUD06 Min	Top	468.5486	0	-68.052	-279.0134	586.9591	-1921.0494
N1	DERUD06 Min	Bottom	527.3544	0	-68.052	-279.0134	605.5043	-2162.153
N1	DERUD07 Max	Top	321.8915	59.8783	0	246.4616	475.6433	-1319.755
N1	DERUD07 Max	Bottom	365.9958	59.8783	0	246.4616	656.044	-1305.1986
N1	DERUD07 Min	Top	321.8915	-59.8783	0	-246.4616	475.6433	-1319.7551
N1	DERUD07 Min	Bottom	365.9958	-59.8783	0	-246.4616	656.044	-1695.967
N1	DERUD08 Max	Top	321.8915	0	68.052	279.0134	475.6433	-1319.7551
N1	DERUD08 Max	Bottom	365.9958	0	68.052	279.0134	877.9137	-1500.5828
N1	DERUD08 Min	Top	321.8915	0	-68.052	-279.0134	475.6433	-1319.7551
N1	DERUD08 Min	Bottom	365.9958	0	-68.052	-279.0134	434.1743	-1500.5828
N1	VIG01 Max	Top	468.5486	286.9593	86.2228	1714.4773	586.9591	-1921.0491
N1	VIG01 Max	Bottom	527.3544	286.9593	86.2228	1714.4773	1108.4858	-1225.9519
N1	VIG01 Min	Top	468.5486	-286.9593	-86.2228	-1714.4773	586.9591	-1921.0497
N1	VIG01 Min	Bottom	527.3544	-286.9593	-86.2228	-1714.4773	546.2622	-3098.3542
N1	VIG02 Max	Top	468.5486	86.0878	287.4094	1586.6676	586.9592	-1921.0493
N1	VIG02 Max	Bottom	527.3544	86.0878	287.4094	1586.6676	1764.4132	-1881.2927
N1	VIG02 Min	Top	468.5486	-86.0878	-287.4094	-1586.6676	586.959	-1921.0495
N1	VIG02 Min	Bottom	527.3544	-86.0878	-287.4094	-1586.6676	-109.6652	-2443.0134
N1	VIG03 Max	Top	321.8915	286.9593	86.2228	1714.4773	475.6433	-1319.7548
N1	VIG03 Max	Bottom	365.9958	286.9593	86.2228	1714.4773	937.1558	-564.3817
N1	VIG03 Min	Top	321.8915	-286.9593	-86.2228	-1714.4773	475.6433	-1319.7554
N1	VIG03 Min	Bottom	365.9958	-286.9593	-86.2228	-1714.4773	374.9322	-2436.7839
N1	VIG04 Max	Top	321.8915	86.0878	287.4094	1586.6676	475.6434	-1319.755
N1	VIG04 Max	Bottom	365.9958	86.0878	287.4094	1586.6676	1593.0832	-1219.7224
N1	VIG04 Min	Top	321.8915	-86.0878	-287.4094	-1586.6676	475.6432	-1319.7552
N1	VIG04 Min	Bottom	365.9958	-86.0878	-287.4094	-1586.6676	-280.9952	-1781.4431
N1	COL1 Max	Top	468.5486	430.4389	129.3342	2571.7159	586.9592	-1921.049
N1	COL1 Max	Bottom	527.3544	430.4389	129.3342	2571.7159	1249.0416	-757.8513
N1	COL1 Min	Top	468.5486	-430.4389	-129.3342	-2571.7159	586.9591	-1921.0499
N1	COL1 Min	Bottom	527.3544	-430.4389	-129.3342	-2571.7159	405.7064	-3566.4547
N1	COL2 Max	Top	468.5486	129.1317	431.1141	2380.0014	586.9592	-1921.0493
N1	COL2 Max	Bottom	527.3544	129.1317	431.1141	2380.0014	2232.9328	-1740.8625
N1	COL2 Min	Top	468.5486	-129.1317	-431.1141	-2380.0014	586.959	-1921.0496
N1	COL2 Min	Bottom	527.3544	-129.1317	-431.1141	-2380.0014	-578.1848	-2583.4435
N1	COL3 Max	Top	321.8915	430.4389	129.3342	2571.7159	475.6433	-1319.7546
N1	COL3 Max	Bottom	365.9958	430.4389	129.3342	2571.7159	1077.7117	-96.2811
N1	COL3 Min	Top	321.8915	-430.4389	-129.3342	-2571.7159	475.6433	-1319.7555
N1	COL3 Min	Bottom	365.9958	-430.4389	-129.3342	-2571.7159	234.3764	-2904.8845
N1	COL4 Max	Top	321.8915	129.1317	431.1141	2380.0014	475.6434	-1319.7549
N1	COL4 Max	Bottom	365.9958	129.1317	431.1141	2380.0014	2061.6028	-1079.2923
N1	COL4 Min	Top	321.8915	-129.1317	-431.1141	-2380.0014	475.6432	-1319.7552
N1	COL4 Min	Bottom	365.9958	-129.1317	-431.1141	-2380.0014	-749.5148	-1921.8733
N1	CIM09 Max	Top	214.5943	100.4358	30.178	600.0671	317.0955	-879.8366
N1	CIM09 Max	Bottom	243.9972	100.4358	30.178	600.0671	535.7518	-672.7181
N1	CIM09 Min	Top	214.5943	-100.4358	-30.178	-600.0671	317.0955	-879.8368
N1	CIM09 Min	Bottom	243.9972	-100.4358	-30.178	-600.0671	338.9736	-1328.0589
N1	CIM10 Max	Top	214.5943	30.1307	100.5933	555.3337	317.0956	-879.8367
N1	CIM10 Max	Bottom	243.9972	30.1307	100.5933	555.3337	765.3264	-902.0874
N1	CIM10 Min	Top	214.5943	-30.1307	-100.5933	-555.3337	317.0955	-879.8367
N1	CIM10 Min	Bottom	243.9972	-30.1307	-100.5933	-555.3337	109.3989	-1098.6896
N1	CIM11	Top	444.5772	0	0	0	780.5606	-1822.7665

Story	Load Case/Combo	Location	P kN	VX kN	VY kN	T kN-m	MX kN-m	MY kN-m
N1	CIM11	Bottom	493.582	0	0	0	980.948	-2023.6862
N1	CIM12	Top	452.3672	0	0	0	682.1196	-1854.7055
N1	CIM12	Bottom	501.372	0	0	0	882.432	-2055.6252
N1	CIM13 Max	Top	452.3672	76.0442	22.9928	454.9257	682.1196	-1854.7054
N1	CIM13 Max	Bottom	501.372	76.0442	22.9928	454.9257	957.3951	-1807.5319
N1	CIM13 Min	Top	452.3672	-76.0442	-22.9928	-454.9257	682.1196	-1854.7056
N1	CIM13 Min	Bottom	501.372	-76.0442	-22.9928	-454.9257	807.4688	-2303.7185
N1	CIM14 Max	Top	452.3672	22.9567	76.1635	421.1474	682.1196	-1854.7055
N1	CIM14 Max	Bottom	501.372	22.9567	76.1635	421.1474	1130.7474	-1980.7291
N1	CIM14 Min	Top	452.3672	-22.9567	-76.1635	-421.1474	682.1196	-1854.7055
N1	CIM14 Min	Bottom	501.372	-22.9567	-76.1635	-421.1474	634.1166	-2130.5213
N1	CIM15	Top	214.5943	0	0	0	317.0955	-879.8367
N1	CIM15	Bottom	243.9972	0	0	0	437.3627	-1000.3885
N1	COMB9	Top	535.6246	0	0	0	684.654	-2196.061
N1	COMB9	Bottom	594.4304	0	0	0	924.9683	-2437.1646
N1	COMB10	Top	607.6206	0	0	0	990.268	-2491.2446
N1	COMB10	Bottom	666.4264	0	0	0	1230.5904	-2732.3482
N1	COMB11	Top	512.0086	0	0	0	712.9931	-2099.2354
N1	COMB11	Bottom	570.8144	0	0	0	953.3791	-2340.339
N1	DER09	Top	535.6246	0	0	0	684.654	-2196.061
N1	DER09	Bottom	594.4304	0	0	0	924.9683	-2437.1646
N1	DERUD09	Top	535.6246	0	0	0	684.654	-2196.061
N1	DERUD09	Bottom	594.4304	0	0	0	924.9683	-2437.1646
N1	DER10	Top	607.6206	0	0	0	990.268	-2491.2446
N1	DER10	Bottom	666.4264	0	0	0	1230.5904	-2732.3482
N1	DERUD10	Top	607.6206	0	0	0	990.268	-2491.2446
N1	DERUD10	Bottom	666.4264	0	0	0	1230.5904	-2732.3482
N1	DER11	Top	512.0086	0	0	0	712.9931	-2099.2354
N1	DER11	Bottom	570.8144	0	0	0	953.3791	-2340.339
N1	DERUD11	Top	512.0086	0	0	0	712.9931	-2099.2354
N1	DERUD11	Bottom	570.8144	0	0	0	953.3791	-2340.339

5.3 Point Results

Table 5.8 - Joint Reactions

Story	Joint Label	Unique Name	Load Case/Combo	FX kN	FY kN	FZ kN	MX kN-m	MY kN-m	MZ kN-m
Base	1	13	D	31.1588	-1.0338	156.2461	-9.7389	33.06	0
Base	1	13	L	6.3058	-4.1254	21.9091	1.6349	6.6905	0
Base	1	13	LR	-4.248E-05	4.0073	8.4045	-4.2136	-4.507E-05	0
Base	1	13	EX Max	153.8529	73.3875	34.2726	139.7298	298.8999	17.2225
Base	1	13	EY Max	0.0005	97.2913	29.9331	194.7456	0.0005	0
Base	1	13	DISX Max	56.8983	27.1403	12.6748	51.6752	110.5399	6.3693
Base	1	13	DISY Max	0.0002	35.9792	11.0696	72.0188	0.0002	0
Base	1	13	W	0	0	0	0	0	0
Base	1	13	G	3.1528	5.9518	27.7636	-7.6098	3.3452	0
Base	1	13	DERUX Max	24.8125	11.549	5.3286	21.9466	48.1887	2.6982
Base	1	13	DERUY Max	0.0001	17.0381	5.242	34.1048	0.0001	0
Base	1	13	COMB1	43.6223	-1.4473	218.7446	-13.6345	46.284	0
Base	1	13	COMB2	47.4798	-5.8376	226.7522	-11.1777	50.3769	0
Base	1	13	COMB3	43.6962	1.0456	222.8517	-16.7936	46.3625	0
Base	1	13	COMB4	43.6963	-3.3624	213.6067	-12.1586	46.3625	0
Base	1	13	COMB5 Max	100.5946	32.5681	225.4001	63.229	156.9025	6.3693
Base	1	13	COMB5 Min	-13.202	-43.3001	193.4088	-83.3327	-64.1774	-6.3693
Base	1	13	COMB6 Max	60.766	38.7553	224.2765	77.4695	79.5247	1.9108
Base	1	13	COMB6 Min	26.6266	-49.4873	194.5325	-97.5731	13.2004	-1.9108
Base	1	13	COMB7 Max	45.1126	43.1909	155.4935	78.7563	62.9162	1.9108
Base	1	13	COMB7 Min	10.9732	-45.0518	125.7495	-96.2863	-3.4082	-1.9108
Base	1	13	COMB8 Max	84.9412	37.0037	156.6172	64.5158	140.294	6.3693
Base	1	13	COMB8 Min	-28.8554	-38.8645	124.6259	-82.0459	-80.7859	-6.3693

Story	Joint Label	Unique Name	Load Case/Combo	FX kN	FY kN	FZ kN	MX kN-m	MY kN-m	MZ kN-m
Base	1	13	ENVE Max	100.5946	43.1909	226.7522	78.7563	156.9025	6.3693
Base	1	13	ENVE Min	-28.8554	-49.4873	124.6259	-97.5731	-80.7859	-6.3693
Base	1	13	CIM01	31.1588	-1.0338	156.2461	-9.7389	33.06	0
Base	1	13	CIM02	37.4646	-5.1592	178.1552	-8.104	39.7505	0
Base	1	13	CIM03	31.1587	2.9735	164.6506	-13.9525	33.06	0
Base	1	13	CIM04	35.8881	-1.1224	178.9814	-11.673	38.0779	0
Base	1	13	CIM05 Max	70.9876	25.5201	167.4431	41.5577	110.438	4.4585
Base	1	13	CIM05 Min	-8.67	-27.5877	145.0492	-61.0355	-44.318	-4.4585
Base	1	13	CIM06 Max	43.1076	29.8511	166.6565	51.526	56.2735	1.3375
Base	1	13	CIM06 Min	19.21	-31.9187	145.8357	-71.0038	9.8465	-1.3375
Base	1	13	CIM07 Max	66.0442	19.0186	187.4701	27.2379	96.6641	3.3757
Base	1	13	CIM07 Min	5.732	-21.2635	170.4926	-50.5838	-20.5083	-3.3757
Base	1	13	CIM08 Max	44.9919	22.289	186.8762	34.765	55.7644	1.0191
Base	1	13	CIM08 Min	26.7843	-24.5339	171.0865	-58.1109	20.3914	-1.0191
Base	1	13	DER01	43.6223	-1.4473	218.7446	-13.6345	46.284	0
Base	1	13	DER02	47.4798	-5.8376	226.7522	-11.1777	50.3769	0
Base	1	13	DER03	43.6962	1.0456	222.8517	-16.7936	46.3625	0
Base	1	13	DER04	43.6963	-3.3624	213.6067	-12.1586	46.3625	0
Base	1	13	DER05 Max	197.5492	68.0215	243.6771	129.678	345.2624	17.2225
Base	1	13	DER05 Min	-110.1566	-78.7535	175.1318	-149.7816	-252.5373	-17.2225
Base	1	13	DER06 Max	43.6968	91.9253	239.3376	184.6937	46.3631	0
Base	1	13	DER06 Min	43.6958	-102.6573	179.4713	-204.7974	46.362	0
Base	1	13	DER07 Max	181.8958	72.457	174.8941	130.9648	328.6539	17.2225
Base	1	13	DER07 Min	-125.81	-74.3179	106.3489	-148.4948	-269.1459	-17.2225
Base	1	13	DER08 Max	28.0434	96.3609	170.5546	185.9805	29.7546	0
Base	1	13	DER08 Min	28.0424	-98.2217	110.6884	-203.5106	29.7535	0
Base	1	13	DERUD01	43.6223	-1.4473	218.7446	-13.6345	46.284	0
Base	1	13	DERUD02	47.4798	-5.8376	226.7522	-11.1777	50.3769	0
Base	1	13	DERUD03	43.6962	1.0456	222.8517	-16.7936	46.3625	0
Base	1	13	DERUD04	43.6963	-3.3624	213.6067	-12.1586	46.3625	0
Base	1	13	DERUD05 Max	68.5088	6.183	214.7331	11.8948	94.5513	2.6982
Base	1	13	DERUD05 Min	18.8838	-16.915	204.0759	-31.9984	-1.8262	-2.6982
Base	1	13	DERUD06 Max	43.6964	11.6721	214.6465	24.053	46.3626	0
Base	1	13	DERUD06 Min	43.6962	-22.4041	204.1624	-44.1566	46.3625	0
Base	1	13	DERUD07 Max	52.8554	10.6186	145.9501	13.1816	77.9428	2.6982
Base	1	13	DERUD07 Min	3.2304	-12.4794	135.2929	-30.7116	-18.4347	-2.6982
Base	1	13	DERUD08 Max	28.043	16.1077	145.8636	25.3398	29.7541	0
Base	1	13	DERUD08 Min	28.0428	-17.9686	135.3795	-42.8698	29.7539	0
Base	1	13	VIG01 Max	157.493	70.5022	241.3958	136.5099	267.4425	12.7385
Base	1	13	VIG01 Min	-70.1003	-81.2342	177.4132	-156.6135	-174.7174	-12.7385
Base	1	13	VIG02 Max	77.8357	82.8767	239.1485	164.9908	112.6869	3.8216
Base	1	13	VIG02 Min	9.557	-93.6087	179.6605	-185.0945	-19.9618	-3.8216
Base	1	13	VIG03 Max	141.8396	74.9378	172.6128	137.7967	250.8339	12.7385
Base	1	13	VIG03 Min	-85.7537	-76.7986	108.6302	-155.3267	-191.3259	-12.7385
Base	1	13	VIG04 Max	62.1822	87.3123	170.3655	166.2776	96.0783	3.8216
Base	1	13	VIG04 Min	-6.0964	-89.1731	110.8775	-183.8077	-36.5703	-3.8216
Base	1	13	COL1 Max	214.3913	108.4363	257.3914	209.7907	377.9824	19.1078
Base	1	13	COL1 Min	-126.9987	-119.1683	161.4175	-229.8944	-285.2573	-19.1078
Base	1	13	COL2 Max	94.9053	126.998	254.0204	252.5121	145.8491	5.7323
Base	1	13	COL2 Min	-7.5127	-137.73	164.7885	-272.6158	-53.124	-5.7323
Base	1	13	COL3 Max	198.7379	112.8719	188.6085	211.0775	361.3739	19.1078
Base	1	13	COL3 Min	-142.6521	-114.7327	92.6345	-228.6076	-301.8659	-19.1078
Base	1	13	COL4 Max	79.2519	131.4336	185.2375	253.7989	129.2405	5.7323
Base	1	13	COL4 Min	-23.1661	-133.2944	96.0055	-271.329	-69.7325	-5.7323
Base	1	13	CIM09 Max	58.5241	25.9336	104.9446	45.4532	97.214	4.4585
Base	1	13	CIM09 Min	-21.1336	-27.1742	82.5507	-57.1399	-57.542	-4.4585
Base	1	13	CIM10 Max	30.644	30.2647	104.1581	55.4216	43.0495	1.3375
Base	1	13	CIM10 Min	6.7465	-31.5052	83.3373	-67.1083	-3.3775	-1.3375
Base	1	13	CIM11	34.3116	4.918	184.0097	-17.3487	36.4052	0
Base	1	13	CIM12	38.2527	0.336	193.5007	-14.2201	40.5868	0

Story	Joint Label	Unique Name	Load Case/Combo	FX kN	FY kN	FZ kN	MX kN-m	MY kN-m	MZ kN-m
Base	1	13	CIM13 Max	68.4088	20.4771	201.9894	24.6908	99.173	3.3757
Base	1	13	CIM13 Min	8.0966	-19.8051	185.0119	-53.1309	-17.9994	-3.3757
Base	1	13	CIM14 Max	47.3565	23.7474	201.3955	32.2179	58.2733	1.0191
Base	1	13	CIM14 Min	29.1489	-23.0755	185.6058	-60.6581	22.9003	-1.0191
Base	1	13	CIM15	18.6953	-0.6203	93.7477	-5.8433	19.836	0
Base	1	13	COMB9	49.0562	-4.8653	236.4317	-12.8758	52.0495	0
Base	1	13	COMB10	48.7408	4.1569	253.8262	-22.2274	51.7148	0
Base	1	13	COMB11	45.2727	-2.3901	223.2863	-13.8567	48.0351	0
Base	1	13	DER09	49.0562	-4.8653	236.4317	-12.8758	52.0495	0
Base	1	13	DERUD09	49.0562	-4.8653	236.4317	-12.8758	52.0495	0
Base	1	13	DER10	48.7408	4.1569	253.8262	-22.2274	51.7148	0
Base	1	13	DERUD10	48.7408	4.1569	253.8262	-22.2274	51.7148	0
Base	1	13	DER11	45.2727	-2.3901	223.2863	-13.8567	48.0351	0
Base	1	13	DERUD11	45.2727	-2.3901	223.2863	-13.8567	48.0351	0
Base	2	15	D	7.877	1.0338	47.0849	-11.8882	8.2715	0.0153
Base	2	15	L	0.259	4.1254	-2.2291	-7.0318	0.2708	0.0007
Base	2	15	LR	0.0009	-4.0073	8.4055	4.2102	0.0021	-0.0002
Base	2	15	EX Max	73.4419	66.9416	27.1215	131.9026	146.091	16.5501
Base	2	15	EY Max	0.0108	97.0043	29.9331	193.2635	0.025	0.0026
Base	2	15	DISX Max	27.1605	24.7565	10.0301	48.7805	54.0277	6.1206
Base	2	15	DISY Max	0.004	35.8731	11.0696	71.4707	0.0092	0.001
Base	2	15	W	0	0	0	0	0	0
Base	2	15	G	0.1313	-5.9518	15.6964	4.9044	0.1396	-0.0001
Base	2	15	DERUX Max	9.4168	10.4812	4.1678	20.6607	18.7729	2.6041
Base	2	15	DERUY Max	0.0019	16.9879	5.242	33.8453	0.0044	0.0005
Base	2	15	COMB1	11.0278	1.4473	65.9188	-16.6434	11.5801	0.0214
Base	2	15	COMB2	9.8672	5.8376	57.138	-23.4116	10.36	0.0194
Base	2	15	COMB3	9.7129	-1.0456	67.7215	-14.5614	10.1999	0.0188
Base	2	15	COMB4	9.7119	3.3624	58.4755	-19.1925	10.1976	0.019
Base	2	15	COMB5 Max	36.8731	40.8844	67.6237	48.9241	64.227	6.14
Base	2	15	COMB5 Min	-17.4503	-30.1524	40.9217	-91.5194	-43.834	-6.1018
Base	2	15	COMB6 Max	17.8635	48.6661	68.3513	64.8072	26.4141	1.8563
Base	2	15	COMB6 Min	1.5593	-37.9341	40.1941	-107.4024	-6.021	-1.818
Base	2	15	COMB7 Max	15.2415	44.2305	56.455	75.4055	23.6619	1.8509
Base	2	15	COMB7 Min	-1.0628	-42.3696	28.2978	-96.8042	-8.7732	-1.8234
Base	2	15	COMB8 Max	34.251	36.4489	55.7274	59.5224	61.4748	6.1347
Base	2	15	COMB8 Min	-20.0723	-34.588	29.0254	-80.9211	-46.5862	-6.1071
Base	2	15	ENVE Max	36.8731	48.6661	68.3513	75.4055	64.227	6.14
Base	2	15	ENVE Min	-20.0723	-42.3696	28.2978	-107.4024	-46.5862	-6.1071
Base	2	15	CIM01	7.877	1.0338	47.0849	-11.8882	8.2715	0.0153
Base	2	15	CIM02	8.136	5.1592	44.8558	-18.92	8.5422	0.016
Base	2	15	CIM03	7.8779	-2.9735	55.4904	-7.678	8.2736	0.0151
Base	2	15	CIM04	8.0719	1.1224	51.7171	-14.0044	8.4761	0.0157
Base	2	15	CIM05 Max	26.8902	25.8967	56.4306	37.267	46.0928	4.2999
Base	2	15	CIM05 Min	-11.1361	-23.8291	37.7392	-61.0434	-29.5499	-4.2693
Base	2	15	CIM06 Max	13.5835	31.3438	56.9399	48.3852	19.6238	1.3013
Base	2	15	CIM06 Min	2.1705	-29.2762	37.2299	-72.1616	-3.0808	-1.2707
Base	2	15	CIM07 Max	22.4676	19.9831	58.8042	23.2846	37.1123	3.2598
Base	2	15	CIM07 Min	-6.3238	-17.7382	44.6301	-51.2934	-20.1601	-3.2284
Base	2	15	CIM08 Max	12.4197	24.0962	59.1888	31.6799	17.1254	0.9955
Base	2	15	CIM08 Min	3.7241	-21.8514	44.2455	-59.6887	-0.1732	-0.9641
Base	2	15	DER01	11.0278	1.4473	65.9188	-16.6434	11.5801	0.0214
Base	2	15	DER02	9.8672	5.8376	57.138	-23.4116	10.36	0.0194
Base	2	15	DER03	9.7129	-1.0456	67.7215	-14.5614	10.1999	0.0188
Base	2	15	DER04	9.7119	3.3624	58.4755	-19.1925	10.1976	0.019
Base	2	15	DER05 Max	83.1533	72.3076	81.3942	110.605	156.2876	16.5692
Base	2	15	DER05 Min	-63.7305	-61.5756	27.1513	-153.2002	-135.8945	-16.5309
Base	2	15	DER06 Max	9.7222	102.3703	84.2059	171.9659	10.2215	0.0217
Base	2	15	DER06 Min	9.7006	-91.6383	24.3396	-214.5611	10.1716	0.0165
Base	2	15	DER07 Max	80.5313	67.872	69.4979	121.2032	153.5353	16.5638

Story	Joint Label	Unique Name	Load Case/Combo	FX kN	FY kN	FZ kN	MX kN-m	MY kN-m	MZ kN-m
Base	2	15	DER07 Min	-66.3526	-66.0112	15.2549	-142.6019	-138.6467	-16.5363
Base	2	15	DER08 Max	7.1001	97.9347	72.3095	182.5642	7.4693	0.0164
Base	2	15	DER08 Min	7.0786	-96.0739	12.4433	-203.9629	7.4194	0.0112
Base	2	15	DERUD01	11.0278	1.4473	65.9188	-16.6434	11.5801	0.0214
Base	2	15	DERUD02	9.8672	5.8376	57.138	-23.4116	10.36	0.0194
Base	2	15	DERUD03	9.7129	-1.0456	67.7215	-14.5614	10.1999	0.0188
Base	2	15	DERUD04	9.7119	3.3624	58.4755	-19.1925	10.1976	0.019
Base	2	15	DERUD05 Max	19.1282	15.8472	58.4405	-0.6369	28.9694	2.6232
Base	2	15	DERUD05 Min	0.2946	-5.1152	50.105	-41.9583	-8.5764	-2.585
Base	2	15	DERUD06 Max	9.7133	22.3539	59.5148	12.5477	10.2009	0.0196
Base	2	15	DERUD06 Min	9.7095	-11.6219	49.0307	-55.1429	10.1922	0.0187
Base	2	15	DERUD07 Max	16.5061	11.4116	46.5441	9.9614	26.2172	2.6179
Base	2	15	DERUD07 Min	-2.3275	-9.5508	38.2086	-31.3601	-11.3286	-2.5903
Base	2	15	DERUD08 Max	7.0912	17.9183	47.6184	23.1459	7.4487	0.0142
Base	2	15	DERUD08 Min	7.0874	-16.0575	37.1343	-44.5446	7.44	0.0133
Base	2	15	VIG01 Max	64.0348	76.4029	80.9747	119.1459	118.2576	12.2609
Base	2	15	VIG01 Min	-44.6119	-65.6709	27.5707	-161.7411	-97.8645	-12.2226
Base	2	15	VIG02 Max	26.0157	91.9661	82.4299	150.9121	42.6316	3.6934
Base	2	15	VIG02 Min	-6.5929	-81.2341	26.1155	-193.5073	-22.2386	-3.6552
Base	2	15	VIG03 Max	61.4127	71.9673	69.0784	129.7441	115.5054	12.2555
Base	2	15	VIG03 Min	-47.234	-70.1065	15.6744	-151.1428	-100.6167	-12.228
Base	2	15	VIG04 Max	23.3936	87.5305	70.5336	161.5103	39.8794	3.6881
Base	2	15	VIG04 Min	-9.2149	-85.6697	14.2192	-182.909	-24.9908	-3.6605
Base	2	15	COL1 Max	91.1964	111.9213	94.3257	189.3676	172.2881	18.3817
Base	2	15	COL1 Min	-71.7736	-101.1893	14.2197	-231.9628	-151.895	-18.3435
Base	2	15	COL2 Max	34.1678	135.2662	96.5085	237.0169	58.8492	5.5306
Base	2	15	COL2 Min	-14.745	-124.5342	12.0369	-279.6121	-38.4561	-5.4923
Base	2	15	COL3 Max	88.5744	107.4857	82.4294	199.9659	169.5359	18.3764
Base	2	15	COL3 Min	-74.3957	-105.6249	2.3234	-221.3646	-154.6472	-18.3488
Base	2	15	COL4 Max	31.5457	130.8306	84.6122	247.6152	56.097	5.5252
Base	2	15	COL4 Min	-17.3671	-128.9698	0.1406	-269.0139	-41.2083	-5.4977
Base	2	15	CIM09 Max	23.7394	25.4832	37.5966	42.0223	42.7842	4.2938
Base	2	15	CIM09 Min	-14.287	-24.2426	18.9052	-56.2881	-32.8585	-4.2754
Base	2	15	CIM10 Max	10.4327	30.9303	38.1059	53.1405	16.3152	1.2952
Base	2	15	CIM10 Min	-0.9803	-29.6898	18.3959	-67.4063	-6.3894	-1.2768
Base	2	15	CIM11	8.0083	-4.918	62.7813	-6.9838	8.411	0.0152
Base	2	15	CIM12	8.1697	-0.336	57.1853	-13.4837	8.5792	0.0158
Base	2	15	CIM13 Max	22.5654	18.5247	64.2724	23.8053	37.2154	3.2599
Base	2	15	CIM13 Min	-6.226	-19.1966	50.0982	-50.7727	-20.057	-3.2283
Base	2	15	CIM14 Max	12.5175	22.6378	64.657	32.2006	17.2286	0.9956
Base	2	15	CIM14 Min	3.8219	-23.3098	49.7137	-59.1681	-0.0701	-0.964
Base	2	15	CIM15	4.7262	0.6203	28.2509	-7.1329	4.9629	0.0092
Base	2	15	COMB9	9.9324	4.8653	60.7835	-23.0645	10.4288	0.0195
Base	2	15	COMB10	9.9215	-4.1569	79.387	-13.4505	10.4198	0.019
Base	2	15	COMB11	9.7771	2.3901	62.1209	-18.8454	10.2663	0.0191
Base	2	15	DER09	9.9324	4.8653	60.7835	-23.0645	10.4288	0.0195
Base	2	15	DERUD09	9.9324	4.8653	60.7835	-23.0645	10.4288	0.0195
Base	2	15	DER10	9.9215	-4.1569	79.387	-13.4505	10.4198	0.019
Base	2	15	DERUD10	9.9215	-4.1569	79.387	-13.4505	10.4198	0.019
Base	2	15	DER11	9.7771	2.3901	62.1209	-18.8454	10.2663	0.0191
Base	2	15	DERUD11	9.7771	2.3901	62.1209	-18.8454	10.2663	0.0191
Base	3	16	D	-31.1588	-1.0338	156.2461	-9.7389	-33.06	0
Base	3	16	L	-6.3058	-4.1254	21.9091	1.6349	-6.6905	0
Base	3	16	LR	4.248E-05	4.0073	8.4045	-4.2136	4.507E-05	0
Base	3	16	EX Max	153.8529	73.3875	34.2726	139.7298	298.8999	17.2225
Base	3	16	EY Max	0.0005	97.2913	29.9331	194.7456	0.0005	0
Base	3	16	DISX Max	56.8983	27.1403	12.6748	51.6752	110.5399	6.3693
Base	3	16	DISY Max	0.0002	35.9792	11.0696	72.0188	0.0002	0
Base	3	16	W	0	0	0	0	0	0
Base	3	16	G	-3.1528	5.9518	27.7636	-7.6098	-3.3452	0

Story	Joint Label	Unique Name	Load Case/Combo	FX kN	FY kN	FZ kN	MX kN-m	MY kN-m	MZ kN-m
Base	3	16	DERUX Max	24.8125	11.549	5.3286	21.9466	48.1887	2.6982
Base	3	16	DERUY Max	0.0001	17.0381	5.242	34.1048	0.0001	0
Base	3	16	COMB1	-43.6223	-1.4473	218.7446	-13.6345	-46.284	0
Base	3	16	COMB2	-47.4798	-5.8376	226.7522	-11.1777	-50.3769	0
Base	3	16	COMB3	-43.6962	1.0456	222.8517	-16.7936	-46.3625	0
Base	3	16	COMB4	-43.6963	-3.3624	213.6067	-12.1586	-46.3625	0
Base	3	16	COMB5 Max	13.202	32.5681	225.4001	63.229	64.1774	6.3693
Base	3	16	COMB5 Min	-100.5946	-43.3001	193.4088	-83.3327	-156.9025	-6.3693
Base	3	16	COMB6 Max	-26.6266	38.7553	224.2765	77.4695	-13.2004	1.9108
Base	3	16	COMB6 Min	-60.766	-49.4873	194.5325	-97.5731	-79.5247	-1.9108
Base	3	16	COMB7 Max	-10.9732	43.1909	155.4935	78.7563	3.4082	1.9108
Base	3	16	COMB7 Min	-45.1126	-45.0518	125.7495	-96.2863	-62.9162	-1.9108
Base	3	16	COMB8 Max	28.8554	37.0037	156.6172	64.5158	80.7859	6.3693
Base	3	16	COMB8 Min	-84.9412	-38.8645	124.6259	-82.0459	-140.294	-6.3693
Base	3	16	ENVE Max	28.8554	43.1909	226.7522	78.7563	80.7859	6.3693
Base	3	16	ENVE Min	-100.5946	-49.4873	124.6259	-97.5731	-156.9025	-6.3693
Base	3	16	CIM01	-31.1588	-1.0338	156.2461	-9.7389	-33.06	0
Base	3	16	CIM02	-37.4646	-5.1592	178.1552	-8.104	-39.7505	0
Base	3	16	CIM03	-31.1587	2.9735	164.6506	-13.9525	-33.06	0
Base	3	16	CIM04	-35.8881	-1.1224	178.9814	-11.673	-38.0779	0
Base	3	16	CIM05 Max	8.67	25.5201	167.4431	41.5577	44.318	4.4585
Base	3	16	CIM05 Min	-70.9876	-27.5877	145.0492	-61.0355	-110.438	-4.4585
Base	3	16	CIM06 Max	-19.21	29.8511	166.6565	51.526	-9.8465	1.3375
Base	3	16	CIM06 Min	-43.1076	-31.9187	145.8357	-71.0038	-56.2735	-1.3375
Base	3	16	CIM07 Max	-5.732	19.0186	187.4701	27.2379	20.5083	3.3757
Base	3	16	CIM07 Min	-66.0442	-21.2635	170.4926	-50.5838	-96.6641	-3.3757
Base	3	16	CIM08 Max	-26.7843	22.289	186.8762	34.765	-20.3914	1.0191
Base	3	16	CIM08 Min	-44.9919	-24.5339	171.0865	-58.1109	-55.7644	-1.0191
Base	3	16	DER01	-43.6223	-1.4473	218.7446	-13.6345	-46.284	0
Base	3	16	DER02	-47.4798	-5.8376	226.7522	-11.1777	-50.3769	0
Base	3	16	DER03	-43.6962	1.0456	222.8517	-16.7936	-46.3625	0
Base	3	16	DER04	-43.6963	-3.3624	213.6067	-12.1586	-46.3625	0
Base	3	16	DER05 Max	110.1566	68.0215	243.6771	129.678	252.5373	17.2225
Base	3	16	DER05 Min	-197.5492	-78.7535	175.1318	-149.7816	-345.2624	-17.2225
Base	3	16	DER06 Max	-43.6958	91.9253	239.3376	184.6937	-46.362	0
Base	3	16	DER06 Min	-43.6968	-102.6573	179.4713	-204.7974	-46.3631	0
Base	3	16	DER07 Max	125.81	72.457	174.8941	130.9648	269.1459	17.2225
Base	3	16	DER07 Min	-181.8958	-74.3179	106.3489	-148.4948	-328.6539	-17.2225
Base	3	16	DER08 Max	-28.0424	96.3609	170.5546	185.9805	-29.7535	0
Base	3	16	DER08 Min	-28.0434	-98.2217	110.6884	-203.5106	-29.7546	0
Base	3	16	DERUD01	-43.6223	-1.4473	218.7446	-13.6345	-46.284	0
Base	3	16	DERUD02	-47.4798	-5.8376	226.7522	-11.1777	-50.3769	0
Base	3	16	DERUD03	-43.6962	1.0456	222.8517	-16.7936	-46.3625	0
Base	3	16	DERUD04	-43.6963	-3.3624	213.6067	-12.1586	-46.3625	0
Base	3	16	DERUD05 Max	-18.8838	6.183	214.7331	11.8948	1.8262	2.6982
Base	3	16	DERUD05 Min	-68.5088	-16.915	204.0759	-31.9984	-94.5513	-2.6982
Base	3	16	DERUD06 Max	-43.6962	11.6721	214.6465	24.053	-46.3625	0
Base	3	16	DERUD06 Min	-43.6964	-22.4041	204.1624	-44.1566	-46.3626	0
Base	3	16	DERUD07 Max	-3.2304	10.6186	145.9501	13.1816	18.4347	2.6982
Base	3	16	DERUD07 Min	-52.8554	-12.4794	135.2929	-30.7116	-77.9428	-2.6982
Base	3	16	DERUD08 Max	-28.0428	16.1077	145.8636	25.3398	-29.7539	0
Base	3	16	DERUD08 Min	-28.043	-17.9686	135.3795	-42.8698	-29.7541	0
Base	3	16	VIG01 Max	70.1003	70.5022	241.3958	136.5099	174.7174	12.7385
Base	3	16	VIG01 Min	-157.493	-81.2342	177.4132	-156.6135	-267.4425	-12.7385
Base	3	16	VIG02 Max	-9.557	82.8767	239.1485	164.9908	19.9618	3.8216
Base	3	16	VIG02 Min	-77.8357	-93.6087	179.6605	-185.0945	-112.6869	-3.8216
Base	3	16	VIG03 Max	85.7537	74.9378	172.6128	137.7967	191.3259	12.7385
Base	3	16	VIG03 Min	-141.8396	-76.7986	108.6302	-155.3267	-250.8339	-12.7385
Base	3	16	VIG04 Max	6.0964	87.3123	170.3655	166.2776	36.5703	3.8216
Base	3	16	VIG04 Min	-62.1822	-89.1731	110.8775	-183.8077	-96.0783	-3.8216

Story	Joint Label	Unique Name	Load Case/Combo	FX kN	FY kN	FZ kN	MX kN-m	MY kN-m	MZ kN-m
Base	3	16	COL1 Max	126.9987	108.4363	257.3914	209.7907	285.2573	19.1078
Base	3	16	COL1 Min	-214.3913	-119.1683	161.4175	-229.8944	-377.9824	-19.1078
Base	3	16	COL2 Max	7.5127	126.998	254.0204	252.5121	53.124	5.7323
Base	3	16	COL2 Min	-94.9053	-137.73	164.7885	-272.6158	-145.8491	-5.7323
Base	3	16	COL3 Max	142.6521	112.8719	188.6085	211.0775	301.8659	19.1078
Base	3	16	COL3 Min	-198.7379	-114.7327	92.6345	-228.6076	-361.3739	-19.1078
Base	3	16	COL4 Max	23.1661	131.4336	185.2375	253.7989	69.7325	5.7323
Base	3	16	COL4 Min	-79.2519	-133.2944	96.0055	-271.329	-129.2405	-5.7323
Base	3	16	CIM09 Max	21.1336	25.9336	104.9446	45.4532	57.542	4.4585
Base	3	16	CIM09 Min	-58.5241	-27.1742	82.5507	-57.1399	-97.214	-4.4585
Base	3	16	CIM10 Max	-6.7465	30.2647	104.1581	55.4216	3.3775	1.3375
Base	3	16	CIM10 Min	-30.644	-31.5052	83.3373	-67.1083	-43.0495	-1.3375
Base	3	16	CIM11	-34.3116	4.918	184.0097	-17.3487	-36.4052	0
Base	3	16	CIM12	-38.2527	0.336	193.5007	-14.2201	-40.5868	0
Base	3	16	CIM13 Max	-8.0966	20.4771	201.9894	24.6908	17.9994	3.3757
Base	3	16	CIM13 Min	-68.4088	-19.8051	185.0119	-53.1309	-99.173	-3.3757
Base	3	16	CIM14 Max	-29.1489	23.7474	201.3955	32.2179	-22.9003	1.0191
Base	3	16	CIM14 Min	-47.3565	-23.0755	185.6058	-60.6581	-58.2733	-1.0191
Base	3	16	CIM15	-18.6953	-0.6203	93.7477	-5.8433	-19.836	0
Base	3	16	COMB9	-49.0562	-4.8653	236.4317	-12.8758	-52.0495	0
Base	3	16	COMB10	-48.7408	4.1569	253.8262	-22.2274	-51.7148	0
Base	3	16	COMB11	-45.2727	-2.3901	223.2863	-13.8567	-48.0351	0
Base	3	16	DER09	-49.0562	-4.8653	236.4317	-12.8758	-52.0495	0
Base	3	16	DERUD09	-49.0562	-4.8653	236.4317	-12.8758	-52.0495	0
Base	3	16	DER10	-48.7408	4.1569	253.8262	-22.2274	-51.7148	0
Base	3	16	DERUD10	-48.7408	4.1569	253.8262	-22.2274	-51.7148	0
Base	3	16	DER11	-45.2727	-2.3901	223.2863	-13.8567	-48.0351	0
Base	3	16	DERUD11	-45.2727	-2.3901	223.2863	-13.8567	-48.0351	0
Base	4	18	D	-7.877	1.0338	47.0849	-11.8882	-8.2715	-0.0153
Base	4	18	L	-0.259	4.1254	-2.2291	-7.0318	-0.2708	-0.0007
Base	4	18	LR	-0.0009	-4.0073	8.4055	4.2102	-0.0021	0.0002
Base	4	18	EX Max	73.4419	66.9416	27.1215	131.9026	146.091	16.5501
Base	4	18	EY Max	0.0108	97.0043	29.9331	193.2635	0.025	0.0026
Base	4	18	DISX Max	27.1605	24.7565	10.0301	48.7805	54.0277	6.1206
Base	4	18	DISY Max	0.004	35.8731	11.0696	71.4707	0.0092	0.001
Base	4	18	W	0	0	0	0	0	0
Base	4	18	G	-0.1313	-5.9518	15.6964	4.9044	-0.1396	0.0001
Base	4	18	DERUX Max	9.4168	10.4812	4.1678	20.6607	18.7729	2.6041
Base	4	18	DERUY Max	0.0019	16.9879	5.242	33.8453	0.0044	0.0005
Base	4	18	COMB1	-11.0278	1.4473	65.9188	-16.6434	-11.5801	-0.0214
Base	4	18	COMB2	-9.8672	5.8376	57.138	-23.4116	-10.36	-0.0194
Base	4	18	COMB3	-9.7129	-1.0456	67.7215	-14.5614	-10.1999	-0.0188
Base	4	18	COMB4	-9.7119	3.3624	58.4755	-19.1925	-10.1976	-0.019
Base	4	18	COMB5 Max	17.4503	40.8844	67.6237	48.9241	43.834	6.1018
Base	4	18	COMB5 Min	-36.8731	-30.1524	40.9217	-91.5194	-64.227	-6.14
Base	4	18	COMB6 Max	-1.5593	48.6661	68.3513	64.8072	6.021	1.818
Base	4	18	COMB6 Min	-17.8635	-37.9341	40.1941	-107.4024	-26.4141	-1.8563
Base	4	18	COMB7 Max	1.0628	44.2305	56.455	75.4055	8.7732	1.8234
Base	4	18	COMB7 Min	-15.2415	-42.3696	28.2978	-96.8042	-23.6619	-1.8509
Base	4	18	COMB8 Max	20.0723	36.4489	55.7274	59.5224	46.5862	6.1071
Base	4	18	COMB8 Min	-34.251	-34.588	29.0254	-80.9211	-61.4748	-6.1347
Base	4	18	ENVE Max	20.0723	48.6661	68.3513	75.4055	46.5862	6.1071
Base	4	18	ENVE Min	-36.8731	-42.3696	28.2978	-107.4024	-64.227	-6.14
Base	4	18	CIM01	-7.877	1.0338	47.0849	-11.8882	-8.2715	-0.0153
Base	4	18	CIM02	-8.136	5.1592	44.8558	-18.92	-8.5422	-0.016
Base	4	18	CIM03	-7.8779	-2.9735	55.4904	-7.678	-8.2736	-0.0151
Base	4	18	CIM04	-8.0719	1.1224	51.7171	-14.0044	-8.4761	-0.0157
Base	4	18	CIM05 Max	11.1361	25.8967	56.4306	37.267	29.5499	4.2693
Base	4	18	CIM05 Min	-26.8902	-23.8291	37.7392	-61.0434	-46.0928	-4.2999
Base	4	18	CIM06 Max	-2.1705	31.3438	56.9399	48.3852	3.0808	1.2707

Story	Joint Label	Unique Name	Load Case/Combo	FX kN	FY kN	FZ kN	MX kN-m	MY kN-m	MZ kN-m
Base	4	18	CIM06 Min	-13.5835	-29.2762	37.2299	-72.1616	-19.6238	-1.3013
Base	4	18	CIM07 Max	6.3238	19.9831	58.8042	23.2846	20.1601	3.2284
Base	4	18	CIM07 Min	-22.4676	-17.7382	44.6301	-51.2934	-37.1123	-3.2598
Base	4	18	CIM08 Max	-3.7241	24.0962	59.1888	31.6799	0.1732	0.9641
Base	4	18	CIM08 Min	-12.4197	-21.8514	44.2455	-59.6887	-17.1254	-0.9955
Base	4	18	DER01	-11.0278	1.4473	65.9188	-16.6434	-11.5801	-0.0214
Base	4	18	DER02	-9.8672	5.8376	57.138	-23.4116	-10.36	-0.0194
Base	4	18	DER03	-9.7129	-1.0456	67.7215	-14.5614	-10.1999	-0.0188
Base	4	18	DER04	-9.7119	3.3624	58.4755	-19.1925	-10.1976	-0.019
Base	4	18	DER05 Max	63.7305	72.3076	81.3942	110.605	135.8945	16.5309
Base	4	18	DER05 Min	-83.1533	-61.5756	27.1513	-153.2002	-156.2876	-16.5692
Base	4	18	DER06 Max	-9.7006	102.3703	84.2059	171.9659	-10.1716	-0.0165
Base	4	18	DER06 Min	-9.7222	-91.6383	24.3396	-214.5611	-10.2215	-0.0217
Base	4	18	DER07 Max	66.3526	67.872	69.4979	121.2032	138.6467	16.5363
Base	4	18	DER07 Min	-80.5313	-66.0112	15.2549	-142.6019	-153.5353	-16.5638
Base	4	18	DER08 Max	-7.0786	97.9347	72.3095	182.5642	-7.4194	-0.0112
Base	4	18	DER08 Min	-7.1001	-96.0739	12.4433	-203.9629	-7.4693	-0.0164
Base	4	18	DERUD01	-11.0278	1.4473	65.9188	-16.6434	-11.5801	-0.0214
Base	4	18	DERUD02	-9.8672	5.8376	57.138	-23.4116	-10.36	-0.0194
Base	4	18	DERUD03	-9.7129	-1.0456	67.7215	-14.5614	-10.1999	-0.0188
Base	4	18	DERUD04	-9.7119	3.3624	58.4755	-19.1925	-10.1976	-0.019
Base	4	18	DERUD05 Max	-0.2946	15.8472	58.4405	-0.6369	8.5764	2.585
Base	4	18	DERUD05 Min	-19.1282	-5.1152	50.105	-41.9583	-28.9694	-2.6232
Base	4	18	DERUD06 Max	-9.7095	22.3539	59.5148	12.5477	-10.1922	-0.0187
Base	4	18	DERUD06 Min	-9.7133	-11.6219	49.0307	-55.1429	-10.2009	-0.0196
Base	4	18	DERUD07 Max	2.3275	11.4116	46.5441	9.9614	11.3286	2.5903
Base	4	18	DERUD07 Min	-16.5061	-9.5508	38.2086	-31.3601	-26.2172	-2.6179
Base	4	18	DERUD08 Max	-7.0874	17.9183	47.6184	23.1459	-7.44	-0.0133
Base	4	18	DERUD08 Min	-7.0912	-16.0575	37.1343	-44.5446	-7.4487	-0.0142
Base	4	18	VIG01 Max	44.6119	76.4029	80.9747	119.1459	97.8645	12.2226
Base	4	18	VIG01 Min	-64.0348	-65.6709	27.5707	-161.7411	-118.2576	-12.2609
Base	4	18	VIG02 Max	6.5929	91.9661	82.4299	150.9121	22.2386	3.6552
Base	4	18	VIG02 Min	-26.0157	-81.2341	26.1155	-193.5073	-42.6316	-3.6934
Base	4	18	VIG03 Max	47.234	71.9673	69.0784	129.7441	100.6167	12.228
Base	4	18	VIG03 Min	-61.4127	-70.1065	15.6744	-151.1428	-115.5054	-12.2555
Base	4	18	VIG04 Max	9.2149	87.5305	70.5336	161.5103	24.9908	3.6605
Base	4	18	VIG04 Min	-23.3936	-85.6697	14.2192	-182.909	-39.8794	-3.6881
Base	4	18	COL1 Max	71.7736	111.9213	94.3257	189.3676	151.895	18.3435
Base	4	18	COL1 Min	-91.1964	-101.1893	14.2197	-231.9628	-172.2881	-18.3817
Base	4	18	COL2 Max	14.745	135.2662	96.5085	237.0169	38.4561	5.4923
Base	4	18	COL2 Min	-34.1678	-124.5342	12.0369	-279.6121	-58.8492	-5.5306
Base	4	18	COL3 Max	74.3957	107.4857	82.4294	199.9659	154.6472	18.3488
Base	4	18	COL3 Min	-88.5744	-105.6249	2.3234	-221.3646	-169.5359	-18.3764
Base	4	18	COL4 Max	17.3671	130.8306	84.6122	247.6152	41.2083	5.4977
Base	4	18	COL4 Min	-31.5457	-128.9698	0.1406	-269.0139	-56.097	-5.5252
Base	4	18	CIM09 Max	14.287	25.4832	37.5966	42.0223	32.8585	4.2754
Base	4	18	CIM09 Min	-23.7394	-24.2426	18.9052	-56.2881	-42.7842	-4.2938
Base	4	18	CIM10 Max	0.9803	30.9303	38.1059	53.1405	6.3894	1.2768
Base	4	18	CIM10 Min	-10.4327	-29.6898	18.3959	-67.4063	-16.3152	-1.2952
Base	4	18	CIM11	-8.0083	-4.918	62.7813	-6.9838	-8.411	-0.0152
Base	4	18	CIM12	-8.1697	-0.336	57.1853	-13.4837	-8.5792	-0.0158
Base	4	18	CIM13 Max	6.226	18.5247	64.2724	23.8053	20.057	3.2283
Base	4	18	CIM13 Min	-22.5654	-19.1966	50.0982	-50.7727	-37.2154	-3.2599
Base	4	18	CIM14 Max	-3.8219	22.6378	64.657	32.2006	0.0701	0.964
Base	4	18	CIM14 Min	-12.5175	-23.3098	49.7137	-59.1681	-17.2286	-0.9956
Base	4	18	CIM15	-4.7262	0.6203	28.2509	-7.1329	-4.9629	-0.0092
Base	4	18	COMB9	-9.9324	4.8653	60.7835	-23.0645	-10.4288	-0.0195
Base	4	18	COMB10	-9.9215	-4.1569	79.387	-13.4505	-10.4198	-0.019
Base	4	18	COMB11	-9.7771	2.3901	62.1209	-18.8454	-10.2663	-0.0191
Base	4	18	DER09	-9.9324	4.8653	60.7835	-23.0645	-10.4288	-0.0195

Story	Joint Label	Unique Name	Load Case/Combo	FX kN	FY kN	FZ kN	MX kN-m	MY kN-m	MZ kN-m
Base	4	18	DERUD09	-9.9324	4.8653	60.7835	-23.0645	-10.4288	-0.0195
Base	4	18	DER10	-9.9215	-4.1569	79.387	-13.4505	-10.4198	-0.019
Base	4	18	DERUD10	-9.9215	-4.1569	79.387	-13.4505	-10.4198	-0.019
Base	4	18	DER11	-9.7771	2.3901	62.1209	-18.8454	-10.2663	-0.0191
Base	4	18	DERUD11	-9.7771	2.3901	62.1209	-18.8454	-10.2663	-0.0191

5.4 Modal Results

Table 5.9 - Modal Periods and Frequencies

Case	Mode	Period sec	Frequency cyc/sec	Circular Frequency rad/sec	Eigenvalue rad²/sec²
Modal	1	0.245	4.076	25.6093	655.8368
Modal	2	0.207	4.839	30.4043	924.4222
Modal	3	0.163	6.121	38.4572	1478.9576
Modal	4	0.052	19.182	120.5248	14526.2338
Modal	5	0.019	52.711	331.191	109687.4482
Modal	6	0.018	55.386	348.0003	121104.1905
Modal	7	0.015	65.942	414.3234	171663.8497

Table 5.10 - Modal Participating Mass Ratios (Part 1 of 2)

Case	Mode	Period sec	UX	UY	UZ	Sum UX	Sum UY	Sum UZ
Modal	1	0.245	0.6558	0	0	0.6558	0	0
Modal	2	0.207	0	1	0	0.6558	1	0
Modal	3	0.163	0.3436	0	0	0.9994	1	0
Modal	4	0.052	0.0006	0	0	1	1	0
Modal	5	0.019	0	0	0	1	1	0
Modal	6	0.018	0	1.864E-05	0	1	1	0
Modal	7	0.015	0	0	0	1	1	0

Table 5.10 - Modal Participating Mass Ratios (Part 2 of 2)

Case	Mode	RX	RY	RZ	Sum RX	Sum RY	Sum RZ
Modal	1	0	0.6558	0.369	0	0.6558	0.369
Modal	2	1	0	0	1	0.6558	0.369
Modal	3	0	0.3436	0.6304	1	0.9994	0.9994
Modal	4	0	0.0006	0.0006	1	1	1
Modal	5	0	0	1.395E-05	1	1	1
Modal	6	1.864E-05	0	0	1	1	1
Modal	7	0	0	0	1	1	1

Table 5.11 - Modal Load Participation Ratios

Case	Item Type	Item	Static %	Dynamic %
Modal	Acceleration	UX	100	100
Modal	Acceleration	UY	100	100
Modal	Acceleration	UZ	0	0

Table 5.12 - Modal Direction Factors

Case	Mode	Period sec	UX	UY	UZ	RZ
Modal	1	0.245	0.664	0	0	0.336
Modal	2	0.207	0	1	0	0
Modal	3	0.163	0.346	0	0	0.654
Modal	4	0.052	0.01	0	0	0.99
Modal	5	0.019	0	0	0	1
Modal	6	0.018	0	1	0	0

Case	Mode	Period sec	UX	UY	UZ	RZ
Modal	7	0.015	0	1	0	0

6 Design Data

This chapter provides design data and results.

6.1 Concrete Frame Design

Table 6.1 - Concrete Frame Preferences - ACI 318-08

Item	Value
Multi-Response Design	Step-by-Step
Seismic Design Category	D
# Interaction Curves	24
# Interaction Points	11
Minimum Eccentricity	Yes
Phi (Tension)	0.9
Phi (Compression Tied)	0.65
Phi (Compression Spiral)	0.7
Phi (Shear and Torsion)	0.85
Phi (Shear Seismic)	0.6
Phi (Shear Joint)	0.85
Pattern Live Load Factor	0.75
D/C Ratio Limit	0.95

Table 6.2 - Concrete Column Overwrites - ACI 318-08 (Part 1 of 2)

Story	Label	Unique Name	Design Type	Design Section	LLRF	LMajor	LMinor	KMajor	KMinor	CmMajor
N1	C1	7	Column	Program Determined	0.880924	0.846154	0.846154	1	1	1
N1	C2	8	Column	Program Determined	0.984836	0.846154	0.846154	1	1	1
N1	C3	9	Column	Program Determined	0.880924	0.846154	0.846154	1	1	1
N1	C4	10	Column	Program Determined	0.984836	0.846154	0.846154	1	1	1

Table 6.2 - Concrete Column Overwrites - ACI 318-08 (Part 2 of 2)

Story	Label	Unique Name	CmMinor	DnsMajor	DnsMinor	DsMajor	DsMinor
N1	C1	7	1	1	1	1	1
N1	C2	8	1	1	1	1	1
N1	C3	9	1	1	1	1	1
N1	C4	10	1	1	1	1	1

Table 6.3 - Concrete Beam Overwrites - ACI 318-08

Story	Label	Unique Name	Design Type	Design Section	LLRF	LMajor	LMinor
N1	B1	13	Beam	Program Determined	0.830494	0.95122	0.95122
N1	B2	14	Beam	Program Determined	0.830494	0.95122	0.95122
N1	B4	16	Beam	Program Determined	1	0.95122	0.95122
N1	B6	18	Beam	Program Determined	1	0.95122	0.95122
N1	B8	2	Beam	Program Determined	1	0.916667	0.916667
N1	B15	22	Beam	Program Determined	1	1	1
N1	B17	4	Beam	Program Determined	1	0.916667	0.916667

Table 6.4 - Concrete Column PMM Envelope

Label	Story	Section	Location	P kN	M Major kN-m	M Minor kN-m	PMM Combo	PMM Ratio or Rebar %
C1	N1	C40X40	Top	180.9691	120.5701	-56.165	COMB5	1.6 %
C1	N1	C40X40	Bottom	225.4001	-156.9025	-83.3327	COMB5	2.7 %
C2	N1	C40X40	Top	49.6813	16.6259	-12.2163	COMB11	1 %
C2	N1	C40X40	Bottom	40.9217	-64.227	-91.5194	COMB5	1.4 %
C3	N1	C40X40	Top	180.9691	-120.5701	-56.165	COMB5	1.6 %
C3	N1	C40X40	Bottom	225.4001	156.9025	-83.3327	COMB5	2.7 %

Label	Story	Section	Location	P kN	M Major kN-m	M Minor kN-m	PMM Combo	PMM Ratio or Rebar %
C4	N1	C40X40	Top	49.6813	-16.6259	-12.2163	COMB11	1 %
C4	N1	C40X40	Bottom	40.9217	64.227	-91.5194	COMB5	1.4 %

Table 6.5 - Concrete Column Shear Envelope

Label	Story	Section	Location	V Major kN	Major Combo	At Major cm²/m	V Minor kN	Minor Combo	At Minor cm²/m
C1	N1	C40X40	Top	45.2727	COMB11	3.33	76.7986	COMB8	3.33
C1	N1	C40X40	Bottom	45.2727	COMB11	3.33	76.7986	COMB8	3.33
C2	N1	C40X40	Top	39.9261	COMB8	3.33	48.4651	COMB8	3.33
C2	N1	C40X40	Bottom	39.9261	COMB8	3.33	48.4651	COMB8	3.33
C3	N1	C40X40	Top	45.2727	COMB11	3.33	76.7986	COMB8	3.33
C3	N1	C40X40	Bottom	45.2727	COMB11	3.33	76.7986	COMB8	3.33
C4	N1	C40X40	Top	39.9261	COMB8	3.33	48.4651	COMB8	3.33
C4	N1	C40X40	Bottom	39.9261	COMB8	3.33	48.4651	COMB8	3.33

Table 6.6 - Concrete Beam Flexure Envelope

Label	Story	Section	Location	(-) Moment kN-m	(-) Combo	As Top cm²	(+) Moment kN-m	(+) Combo	As Bot cm²
B1	N1	V30X50	End-I	-155.1657	COMB6	10	51.7219	COMB6	4
B1	N1	V30X50	Middle	-31.0331	COMB6	3	51.67	COMB6	4
B1	N1	V30X50	End-J	0	COMB7	4	51.8389	COMB6	4
B2	N1	V30X50	End-I	-155.1657	COMB6	10	51.7219	COMB6	4
B2	N1	V30X50	Middle	-31.0331	COMB6	3	51.67	COMB6	4
B2	N1	V30X50	End-J	0	COMB7	4	51.8389	COMB6	4
B4	N1	V30X50	End-I	-116.2332	COMB5	7	53.9259	COMB8	4
B4	N1	V30X50	Middle	-23.2466	COMB5	2	90.4797	COMB2	6
B4	N1	V30X50	End-J	-116.2332	COMB5	7	53.9259	COMB8	4
B6	N1	V30X50	End-I	-46.1454	COMB5	4	26.1185	COMB5	2
B6	N1	V30X50	Middle	-9.2291	COMB5	1	26.1176	COMB5	2
B6	N1	V30X50	End-J	-46.1454	COMB5	4	26.1185	COMB5	2
B8	N1	V30X50	End-I	-29.6884	COMB9	2	29.6884	COMB9	2
B8	N1	V30X50	Middle	-101.7542	COMB9	6	29.6884	COMB9	2
B8	N1	V30X50	End-J	-148.4419	COMB9	10	49.4806	COMB9	4
B15	N1	VB20X50	End-I	-38.6461	COMB5	3	46.2373	COMB11	3
B15	N1	VB20X50	Middle	-7.7292	COMB5	1	97.1912	COMB9	6
B15	N1	VB20X50	End-J	-38.6461	COMB5	3	46.2373	COMB11	3
B17	N1	V30X50	End-I	-29.6884	COMB9	2	29.6884	COMB9	2
B17	N1	V30X50	Middle	-101.7542	COMB9	6	29.6884	COMB9	2
B17	N1	V30X50	End-J	-148.4419	COMB9	10	49.4806	COMB9	4

Table 6.7 - Concrete Beam Shear Envelope

Label	Story	Section	Location	V kN	V Combo	At cm²/m	T for At kN-m	T Combo At	At Torsion cm²/m	T for As kN-m	T Combo As	As Torsion cm²
B1	N1	V30X50	End-I	52.2794	COMB7	2.5	4.3578	COMB5	1.65	4.3578	COMB5	5
B1	N1	V30X50	Middle	39.3695	COMB7	2.5	4.3578	COMB5	1.65	4.3578	COMB5	5
B1	N1	V30X50	End-J	44.6193	COMB7	2.5	4.3578	COMB5	1.65	4.3578	COMB5	5
B2	N1	V30X50	End-I	52.2794	COMB7	2.5	4.3578	COMB5	1.65	4.3578	COMB5	5
B2	N1	V30X50	Middle	39.3695	COMB7	2.5	4.3578	COMB5	1.65	4.3578	COMB5	5
B2	N1	V30X50	End-J	44.6193	COMB7	2.5	4.3578	COMB5	1.65	4.3578	COMB5	5
B4	N1	V30X50	End-I	43.788	COMB11	2.5	0	COMB11	0	0	COMB11	0
B4	N1	V30X50	Middle	42.2484	COMB8	2.5	0	COMB11	0	0	COMB11	0
B4	N1	V30X50	End-J	72.9799	COMB11	2.5	0	COMB11	0	0	COMB11	0
B6	N1	V30X50	End-I	9.9235	COMB11	0	0	COMB11	0	0	COMB11	0

Label	Story	Section	Location	V kN	V Combo	At cm²/m	T for At kN-m	T Combo At	At Torsion cm²/m	T for As kN-m	T Combo As	As Torsion cm²
B6	N1	V30X50	Middle	6.6156	COMB11	0	0	COMB11	0	0	COMB11	0
B6	N1	V30X50	End-J	16.5391	COMB11	0	0	COMB11	0	0	COMB11	0
B8	N1	V30X50	End-I		O/S		38.6461	COMB5	8.44	38.6461	COMB5	11
B8	N1	V30X50	Middle		O/S		38.6461	COMB5	8.44	38.6461	COMB5	11
B8	N1	V30X50	End-J		O/S		38.6461	COMB5	8.44	38.6461	COMB5	11
B15	N1	VB20X50	End-I	34.1428	COMB11	1.67	0	COMB11	0	0	COMB11	0
B15	N1	VB20X50	Middle	22.7619	COMB11	0	0	COMB11	0	0	COMB11	0
B15	N1	VB20X50	End-J	56.9047	COMB11	1.67	0	COMB11	0	0	COMB11	0
B17	N1	V30X50	End-I		O/S		38.6461	COMB5	8.44	38.6461	COMB5	11
B17	N1	V30X50	Middle		O/S		38.6461	COMB5	8.44	38.6461	COMB5	11
B17	N1	V30X50	End-J		O/S		38.6461	COMB5	8.44	38.6461	COMB5	11

Table 6.8 - Concrete Joint Envelope

Label	Story	Section	B/C Major Combo	B/C Major Ratio	B/C Minor Combo	B/C Minor Ratio	JS Major Combo	JS Major Ratio	JS Minor Combo	JS Minor Ratio
C1	N1	C40X40								
C2	N1	C40X40								
C3	N1	C40X40								
C4	N1	C40X40								

Table 6.9 - Concrete Column Summary - ACI 318-08 (Part 1 of 2)

Story	Label	Unique Name	Station mm	Design Section	Design/Check	Status	PMM Ratio	PMM Combo	As,min cm²	As cm²
N1	C1	7	0	C40X40	Design	No Message		COMB5	16	43
N1	C1	7	275	C40X40	Design	No Message		COMB5	16	31
N1	C1	7	550	C40X40	Design	No Message		COMB5	16	23
N1	C1	7	825	C40X40	Design	No Message		COMB11	16	16
N1	C1	7	1100	C40X40	Design	No Message		COMB11	16	16
N1	C1	7	1375	C40X40	Design	No Message		COMB11	16	16
N1	C1	7	1650	C40X40	Design	No Message		COMB11	16	16
N1	C1	7	1925	C40X40	Design	No Message		COMB11	16	16
N1	C1	7	2200	C40X40	Design	No Message		COMB11	16	16
N1	C1	7	2475	C40X40	Design	No Message		COMB11	16	16
N1	C1	7	2750	C40X40	Design	No Message		COMB5	16	26
N1	C2	8	0	C40X40	Design	No Message		COMB5	16	22
N1	C2	8	275	C40X40	Design	No Message		COMB6	16	18
N1	C2	8	550	C40X40	Design	No Message		COMB11	16	16
N1	C2	8	825	C40X40	Design	No Message		COMB11	16	16
N1	C2	8	1100	C40X40	Design	No Message		COMB11	16	16
N1	C2	8	1375	C40X40	Design	No Message		COMB11	16	16
N1	C2	8	1650	C40X40	Design	No Message		COMB11	16	16
N1	C2	8	1925	C40X40	Design	No Message		COMB11	16	16
N1	C2	8	2200	C40X40	Design	No Message		COMB11	16	16
N1	C2	8	2475	C40X40	Design	No Message		COMB11	16	16
N1	C2	8	2750	C40X40	Design	No Message		COMB11	16	16
N1	C3	9	0	C40X40	Design	No Message		COMB5	16	43
N1	C3	9	275	C40X40	Design	No Message		COMB5	16	31
N1	C3	9	550	C40X40	Design	No Message		COMB5	16	23
N1	C3	9	825	C40X40	Design	No Message		COMB11	16	16
N1	C3	9	1100	C40X40	Design	No Message		COMB11	16	16
N1	C3	9	1375	C40X40	Design	No Message		COMB11	16	16
N1	C3	9	1650	C40X40	Design	No Message		COMB11	16	16
N1	C3	9	1925	C40X40	Design	No Message		COMB11	16	16
N1	C3	9	2200	C40X40	Design	No Message		COMB11	16	16
N1	C3	9	2475	C40X40	Design	No Message		COMB11	16	16
N1	C3	9	2750	C40X40	Design	No Message		COMB5	16	26
N1	C4	10	0	C40X40	Design	No Message		COMB5	16	22

Story	Label	Unique Name	Station mm	Design Section	Design/Check	Status	PMM Ratio	PMM Combo	As,min cm²	As cm²
N1	C4	10	275	C40X40	Design	No Message		COMB6	16	18
N1	C4	10	550	C40X40	Design	No Message		COMB11	16	16
N1	C4	10	825	C40X40	Design	No Message		COMB11	16	16
N1	C4	10	1100	C40X40	Design	No Message		COMB11	16	16
N1	C4	10	1375	C40X40	Design	No Message		COMB11	16	16
N1	C4	10	1650	C40X40	Design	No Message		COMB11	16	16
N1	C4	10	1925	C40X40	Design	No Message		COMB11	16	16
N1	C4	10	2200	C40X40	Design	No Message		COMB11	16	16
N1	C4	10	2475	C40X40	Design	No Message		COMB11	16	16
N1	C4	10	2750	C40X40	Design	No Message		COMB11	16	16

Table 6.9 - Concrete Column Summary - ACI 318-08 (Part 2 of 2)

Story	Label	Unique Name	Station mm	Mid Bar As cm²	Corner Bar As cm²	V Major Combo	At V Major cm²/m	V Minor Combo	At V Minor cm²/m	Warnings	Errors
N1	C1	7	0	5	6	COMB11	3.33	COMB8	3.33	No Message	No Message
N1	C1	7	275	3	5	COMB11	3.33	COMB8	3.33	No Message	No Message
N1	C1	7	550	2	3	COMB11	3.33	COMB8	3.33	No Message	No Message
N1	C1	7	825	2	2	COMB11	3.33	COMB8	3.33	No Message	No Message
N1	C1	7	1100	2	2	COMB11	3.33	COMB8	3.33	No Message	No Message
N1	C1	7	1375	2	2	COMB11	3.33	COMB8	3.33	No Message	No Message
N1	C1	7	1650	2	2	COMB11	3.33	COMB8	3.33	No Message	No Message
N1	C1	7	1925	2	2	COMB11	3.33	COMB8	3.33	No Message	No Message
N1	C1	7	2200	2	2	COMB11	3.33	COMB8	3.33	No Message	No Message
N1	C1	7	2475	2	2	COMB11	3.33	COMB8	3.33	No Message	No Message
N1	C1	7	2750	3	4	COMB11	3.33	COMB8	3.33	No Message	No Message
N1	C2	8	0	2	3	COMB8	3.33	COMB8	3.33	No Message	No Message
N1	C2	8	275	2	3	COMB8	3.33	COMB8	3.33	No Message	No Message
N1	C2	8	550	2	2	COMB8	3.33	COMB8	3.33	No Message	No Message
N1	C2	8	825	2	2	COMB8	3.33	COMB8	3.33	No Message	No Message
N1	C2	8	1100	2	2	COMB8	3.33	COMB8	3.33	No Message	No Message
N1	C2	8	1375	2	2	COMB8	3.33	COMB8	3.33	No Message	No Message
N1	C2	8	1650	2	2	COMB8	3.33	COMB8	3.33	No Message	No Message
N1	C2	8	1925	2	2	COMB8	3.33	COMB8	3.33	No Message	No Message
N1	C2	8	2200	2	2	COMB8	3.33	COMB8	3.33	No Message	No Message
N1	C2	8	2475	2	2	COMB8	3.33	COMB8	3.33	No Message	No Message
N1	C2	8	2750	2	2	COMB8	3.33	COMB8	3.33	No Message	No Message
N1	C3	9	0	5	6	COMB11	3.33	COMB8	3.33	No Message	No Message
N1	C3	9	275	3	5	COMB11	3.33	COMB8	3.33	No Message	No Message
N1	C3	9	550	2	3	COMB11	3.33	COMB8	3.33	No Message	No Message
N1	C3	9	825	2	2	COMB11	3.33	COMB8	3.33	No Message	No Message
N1	C3	9	1100	2	2	COMB11	3.33	COMB8	3.33	No Message	No Message
N1	C3	9	1375	2	2	COMB11	3.33	COMB8	3.33	No Message	No Message
N1	C3	9	1650	2	2	COMB11	3.33	COMB8	3.33	No Message	No Message
N1	C3	9	1925	2	2	COMB11	3.33	COMB8	3.33	No Message	No Message
N1	C3	9	2200	2	2	COMB11	3.33	COMB8	3.33	No Message	No Message
N1	C3	9	2475	2	2	COMB11	3.33	COMB8	3.33	No Message	No Message
N1	C3	9	2750	3	4	COMB11	3.33	COMB8	3.33	No Message	No Message
N1	C4	10	0	2	3	COMB8	3.33	COMB8	3.33	No Message	No Message
N1	C4	10	275	2	3	COMB8	3.33	COMB8	3.33	No Message	No Message
N1	C4	10	550	2	2	COMB8	3.33	COMB8	3.33	No Message	No Message
N1	C4	10	825	2	2	COMB8	3.33	COMB8	3.33	No Message	No Message
N1	C4	10	1100	2	2	COMB8	3.33	COMB8	3.33	No Message	No Message
N1	C4	10	1375	2	2	COMB8	3.33	COMB8	3.33	No Message	No Message
N1	C4	10	1650	2	2	COMB8	3.33	COMB8	3.33	No Message	No Message
N1	C4	10	1925	2	2	COMB8	3.33	COMB8	3.33	No Message	No Message
N1	C4	10	2200	2	2	COMB8	3.33	COMB8	3.33	No Message	No Message
N1	C4	10	2475	2	2	COMB8	3.33	COMB8	3.33	No Message	No Message
N1	C4	10	2750	2	2	COMB8	3.33	COMB8	3.33	No Message	No Message

Table 6.10 - Concrete Beam Summary - ACI 318-08 (Part 1 of 2)

Story	Label	Unique Name	Station mm	Design Section	Status	As Top Combo	As,min Top cm²	As Top cm²	As Bottom Combo	As,min Bottom cm²	As Bottom cm²
N1	B1	13	200	V30X50	No Message	COMB6	4	10	COMB6	4	4
N1	B1	13	980	V30X50	No Message	COMB6	4	7	COMB6	3	3
N1	B1	13	1760	V30X50	No Message	COMB6	4	4	COMB6	3	3
N1	B1	13	2540	V30X50	No Message	COMB6	3	3	COMB6	3	3
N1	B1	13	3320	V30X50	No Message	COMB6	3	3	COMB6	3	3
N1	B1	13	4100	V30X50	No Message	COMB6	3	3	COMB10	4	4
N1	B1	13	4880	V30X50	No Message	COMB6	3	3	COMB10	4	4
N1	B1	13	5660	V30X50	No Message	COMB6	3	3	COMB6	4	4
N1	B1	13	6440	V30X50	No Message	COMB6	3	3	COMB6	4	4
N1	B1	13	7220	V30X50	No Message	COMB7	3	3	COMB7	4	4
N1	B1	13	8000	V30X50	No Message	COMB7	4	4	COMB6	4	4
N1	B2	14	200	V30X50	No Message	COMB6	4	10	COMB6	4	4
N1	B2	14	980	V30X50	No Message	COMB6	4	7	COMB6	3	3
N1	B2	14	1760	V30X50	No Message	COMB6	4	4	COMB6	3	3
N1	B2	14	2540	V30X50	No Message	COMB6	3	3	COMB6	3	3
N1	B2	14	3320	V30X50	No Message	COMB6	3	3	COMB6	3	3
N1	B2	14	4100	V30X50	No Message	COMB6	3	3	COMB10	4	4
N1	B2	14	4880	V30X50	No Message	COMB6	3	3	COMB10	4	4
N1	B2	14	5660	V30X50	No Message	COMB6	3	3	COMB6	4	4
N1	B2	14	6440	V30X50	No Message	COMB6	3	3	COMB6	4	4
N1	B2	14	7220	V30X50	No Message	COMB7	3	3	COMB7	4	4
N1	B2	14	8000	V30X50	No Message	COMB7	4	4	COMB6	4	4
N1	B4	16	200	V30X50	No Message	COMB5	4	7	COMB5	3	3
N1	B4	16	980	V30X50	No Message	COMB5	4	4	COMB8	3	3
N1	B4	16	1760	V30X50	No Message	COMB5	2	2	COMB8	4	4
N1	B4	16	2540	V30X50	No Message	COMB5	2	2	COMB5	4	5
N1	B4	16	3320	V30X50	No Message	COMB5	2	2	COMB5	4	5
N1	B4	16	4100	V30X50	No Message	COMB5	2	2	COMB2	4	6
N1	B4	16	4880	V30X50	No Message	COMB5	2	2	COMB5	4	5
N1	B4	16	5660	V30X50	No Message	COMB5	2	2	COMB5	4	5
N1	B4	16	6440	V30X50	No Message	COMB5	2	2	COMB8	4	4
N1	B4	16	7220	V30X50	No Message	COMB5	4	4	COMB8	3	3
N1	B4	16	8000	V30X50	No Message	COMB5	4	7	COMB5	3	3
N1	B6	18	200	V30X50	No Message	COMB5	4	4	COMB8	2	2
N1	B6	18	980	V30X50	No Message	COMB8	2	2	COMB8	2	2
N1	B6	18	1760	V30X50	No Message	COMB8	1	1	COMB5	2	2
N1	B6	18	2540	V30X50	No Message	COMB5	1	1	COMB5	2	2
N1	B6	18	3320	V30X50	No Message	COMB5	1	1	COMB5	2	2
N1	B6	18	4100	V30X50	No Message	COMB5	1	1	COMB1	2	2
N1	B6	18	4880	V30X50	No Message	COMB5	1	1	COMB5	2	2
N1	B6	18	5660	V30X50	No Message	COMB5	1	1	COMB5	2	2
N1	B6	18	6440	V30X50	No Message	COMB8	1	1	COMB5	2	2
N1	B6	18	7220	V30X50	No Message	COMB8	2	2	COMB8	2	2
N1	B6	18	8000	V30X50	No Message	COMB5	4	4	COMB8	2	2
N1	B8	2	0	V30X50	See ErrMsg	COMB5	0.06843	0.06843	COMB8	0.06843	0.06843
N1	B8	2	220	V30X50	See ErrMsg	COMB9	2	2	COMB9	2	2
N1	B8	2	440	V30X50	See ErrMsg	COMB9	2	2	COMB9	2	2
N1	B8	2	660	V30X50	See ErrMsg	COMB9	3	3	COMB9	2	2
N1	B8	2	880	V30X50	See ErrMsg	COMB10	4	4	COMB9	2	2
N1	B8	2	1100	V30X50	See ErrMsg	COMB9	4	4	COMB9	2	2
N1	B8	2	1320	V30X50	See ErrMsg	COMB9	4	5	COMB9	2	2
N1	B8	2	1540	V30X50	See ErrMsg	COMB9	4	6	COMB9	2	2
N1	B8	2	1760	V30X50	See ErrMsg	COMB9	4	7	COMB9	2	2
N1	B8	2	1980	V30X50	See ErrMsg	COMB9	4	9	COMB9	2	2
N1	B8	2	2200	V30X50	See ErrMsg	COMB9	4	10	COMB9	4	4
N1	B15	22	0	VB20X50	No Message	COMB5	3	3	COMB5	1	1
N1	B15	22	820	VB20X50	No Message	COMB5	1	1	COMB5	2	2

Story	Label	Unique Name	Station mm	Design Section	Status	As Top Combo	As,min Top cm²	As Top cm²	As Bottom Combo	As,min Bottom cm²	As Bottom cm²
N1	B15	22	1640	VB20X50	No Message	COMB5	1	1	COMB11	3	3
N1	B15	22	2460	VB20X50	No Message	COMB5	1	1	COMB9	3	4
N1	B15	22	3280	VB20X50	No Message	COMB5	1	1	COMB9	3	5
N1	B15	22	4100	VB20X50	No Message	COMB5	1	1	COMB9	3	6
N1	B15	22	4920	VB20X50	No Message	COMB5	1	1	COMB9	3	5
N1	B15	22	5740	VB20X50	No Message	COMB5	1	1	COMB9	3	4
N1	B15	22	6560	VB20X50	No Message	COMB5	1	1	COMB11	3	3
N1	B15	22	7380	VB20X50	No Message	COMB5	1	1	COMB5	2	2
N1	B15	22	8200	VB20X50	No Message	COMB5	3	3	COMB5	1	1
N1	B17	4	0	V30X50	See ErrMsg	COMB5	0.06843	0.06843	COMB8	0.06843	0.06843
N1	B17	4	220	V30X50	See ErrMsg	COMB9	2	2	COMB9	2	2
N1	B17	4	440	V30X50	See ErrMsg	COMB9	2	2	COMB9	2	2
N1	B17	4	660	V30X50	See ErrMsg	COMB9	3	3	COMB9	2	2
N1	B17	4	880	V30X50	See ErrMsg	COMB10	4	4	COMB9	2	2
N1	B17	4	1100	V30X50	See ErrMsg	COMB9	4	4	COMB9	2	2
N1	B17	4	1320	V30X50	See ErrMsg	COMB9	4	5	COMB9	2	2
N1	B17	4	1540	V30X50	See ErrMsg	COMB9	4	6	COMB9	2	2
N1	B17	4	1760	V30X50	See ErrMsg	COMB9	4	7	COMB9	2	2
N1	B17	4	1980	V30X50	See ErrMsg	COMB9	4	9	COMB9	2	2
N1	B17	4	2200	V30X50	See ErrMsg	COMB9	4	10	COMB9	4	4

Table 6.10 - Concrete Beam Summary - ACI 318-08 (Part 2 of 2)

Story	Label	Unique Name	Station mm	V Combo	At Shear cm²/m	Torsion Long Combo	Al Torsion cm²	Torsion Tran Combo	At Torsion cm²/m	Warnings
N1	B1	13	200	COMB7	2.5	COMB11	5	COMB5	1.65	No Message
N1	B1	13	980	COMB7	2.5	COMB11	5	COMB5	1.65	No Message
N1	B1	13	1760	COMB7	2.5	COMB11	5	COMB5	1.65	No Message
N1	B1	13	2540	COMB7	2.5	COMB11	5	COMB5	1.65	No Message
N1	B1	13	3320	COMB7	2.5	COMB11	5	COMB5	1.65	No Message
N1	B1	13	4100	COMB4	0.68	COMB11	5	COMB5	1.65	No Message
N1	B1	13	4880	COMB4	0.68	COMB11	5	COMB5	1.65	No Message
N1	B1	13	5660	COMB4	0.68	COMB11	5	COMB5	1.65	No Message
N1	B1	13	6440	COMB4	0.68	COMB11	5	COMB5	1.65	No Message
N1	B1	13	7220	COMB7	2.5	COMB11	5	COMB5	1.65	No Message
N1	B1	13	8000	COMB7	2.5	COMB11	5	COMB5	1.65	No Message
N1	B2	14	200	COMB7	2.5	COMB11	5	COMB5	1.65	No Message
N1	B2	14	980	COMB7	2.5	COMB11	5	COMB5	1.65	No Message
N1	B2	14	1760	COMB7	2.5	COMB11	5	COMB5	1.65	No Message
N1	B2	14	2540	COMB7	2.5	COMB11	5	COMB5	1.65	No Message
N1	B2	14	3320	COMB7	2.5	COMB11	5	COMB5	1.65	No Message
N1	B2	14	4100	COMB4	0.68	COMB11	5	COMB5	1.65	No Message
N1	B2	14	4880	COMB4	0.68	COMB11	5	COMB5	1.65	No Message
N1	B2	14	5660	COMB4	0.68	COMB11	5	COMB5	1.65	No Message
N1	B2	14	6440	COMB4	0.68	COMB11	5	COMB5	1.65	No Message
N1	B2	14	7220	COMB7	2.5	COMB11	5	COMB5	1.65	No Message
N1	B2	14	8000	COMB7	2.5	COMB11	5	COMB5	1.65	No Message
N1	B4	16	200	COMB11	2.5	COMB11	0	COMB11	0	No Message
N1	B4	16	980	COMB11	2.5	COMB11	0	COMB11	0	No Message
N1	B4	16	1760	COMB11	2.5	COMB11	0	COMB11	0	No Message
N1	B4	16	2540	COMB8	2.5	COMB11	0	COMB11	0	No Message
N1	B4	16	3320	COMB11	0	COMB11	0	COMB11	0	No Message
N1	B4	16	4100	COMB11	0	COMB11	0	COMB11	0	No Message
N1	B4	16	4880	COMB11	0	COMB11	0	COMB11	0	No Message
N1	B4	16	5660	COMB8	2.5	COMB11	0	COMB11	0	No Message
N1	B4	16	6440	COMB11	2.5	COMB11	0	COMB11	0	No Message
N1	B4	16	7220	COMB11	2.5	COMB11	0	COMB11	0	No Message
N1	B4	16	8000	COMB11	2.5	COMB11	0	COMB11	0	No Message
N1	B6	18	200	COMB11	0	COMB11	0	COMB11	0	No Message

Story	Label	Unique Name	Station mm	V Combo	At Shear cm²/m	Torsion Long Combo	Al Torsion cm²	Torsion Tran Combo	At Torsion cm²/m	Warnings
N1	B6	18	980	COMB11	0	COMB11	0	COMB11	0	No Message
N1	B6	18	1760	COMB11	0	COMB11	0	COMB11	0	No Message
N1	B6	18	2540	COMB11	0	COMB11	0	COMB11	0	No Message
N1	B6	18	3320	COMB11	0	COMB11	0	COMB11	0	No Message
N1	B6	18	4100	COMB11	0	COMB11	0	COMB11	0	No Message
N1	B6	18	4880	COMB11	0	COMB11	0	COMB11	0	No Message
N1	B6	18	5660	COMB11	0	COMB11	0	COMB11	0	No Message
N1	B6	18	6440	COMB11	0	COMB11	0	COMB11	0	No Message
N1	B6	18	7220	COMB11	0	COMB11	0	COMB11	0	No Message
N1	B6	18	8000	COMB11	0	COMB11	0	COMB11	0	No Message
N1	B8	2	0	COMB2	0	COMB5	11	COMB5	8.44	No Message
N1	B8	2	220	COMB2	0	COMB5	11	COMB5	8.44	No Message
N1	B8	2	440	COMB2	0	COMB5	11	COMB5	8.44	No Message
N1	B8	2	660	COMB2	0	COMB5	11	COMB5	8.44	No Message
N1	B8	2	880	COMB2	0	COMB5	11	COMB5	8.44	No Message
N1	B8	2	1100	COMB2	0	COMB5	11	COMB5	8.44	No Message
N1	B8	2	1320	COMB2	0	COMB5	11	COMB5	8.44	No Message
N1	B8	2	1540	COMB2	0	COMB5	11	COMB5	8.44	No Message
N1	B8	2	1760	COMB2	0	COMB5	11	COMB5	8.44	No Message
N1	B8	2	1980	COMB2	0	COMB5	11	COMB5	8.44	No Message
N1	B8	2	2200	COMB2	0	COMB5	11	COMB5	8.44	No Message
N1	B15	22	0	COMB11	1.67	COMB11	0	COMB11	0	No Message
N1	B15	22	820	COMB11	1.67	COMB11	0	COMB11	0	No Message
N1	B15	22	1640	COMB11	1.67	COMB11	0	COMB11	0	No Message
N1	B15	22	2460	COMB11	0	COMB11	0	COMB11	0	No Message
N1	B15	22	3280	COMB11	0	COMB11	0	COMB11	0	No Message
N1	B15	22	4100	COMB11	0	COMB11	0	COMB11	0	No Message
N1	B15	22	4920	COMB11	0	COMB11	0	COMB11	0	No Message
N1	B15	22	5740	COMB11	0	COMB11	0	COMB11	0	No Message
N1	B15	22	6560	COMB11	1.67	COMB11	0	COMB11	0	No Message
N1	B15	22	7380	COMB11	1.67	COMB11	0	COMB11	0	No Message
N1	B15	22	8200	COMB11	1.67	COMB11	0	COMB11	0	No Message
N1	B17	4	0	COMB2	0	COMB5	11	COMB5	8.44	No Message
N1	B17	4	220	COMB2	0	COMB5	11	COMB5	8.44	No Message
N1	B17	4	440	COMB2	0	COMB5	11	COMB5	8.44	No Message
N1	B17	4	660	COMB2	0	COMB5	11	COMB5	8.44	No Message
N1	B17	4	880	COMB2	0	COMB5	11	COMB5	8.44	No Message
N1	B17	4	1100	COMB2	0	COMB5	11	COMB5	8.44	No Message
N1	B17	4	1320	COMB2	0	COMB5	11	COMB5	8.44	No Message
N1	B17	4	1540	COMB2	0	COMB5	11	COMB5	8.44	No Message
N1	B17	4	1760	COMB2	0	COMB5	11	COMB5	8.44	No Message
N1	B17	4	1980	COMB2	0	COMB5	11	COMB5	8.44	No Message
N1	B17	4	2200	COMB2	0	COMB5	11	COMB5	8.44	No Message

Table 6.10 - Concrete Beam Summary - ACI 318-08 (Part 3 of 2)

Story	Label	Unique Name	Station mm	Errors
N1	B1	13	200	No Message
N1	B1	13	980	No Message
N1	B1	13	1760	No Message
N1	B1	13	2540	No Message
N1	B1	13	3320	No Message
N1	B1	13	4100	No Message
N1	B1	13	4880	No Message
N1	B1	13	5660	No Message
N1	B1	13	6440	No Message
N1	B1	13	7220	No Message
N1	B1	13	8000	No Message
N1	B2	14	200	No Message

Story	Label	Unique Name	Station mm	Errors
N1	B2	14	980	No Message
N1	B2	14	1760	No Message
N1	B2	14	2540	No Message
N1	B2	14	3320	No Message
N1	B2	14	4100	No Message
N1	B2	14	4880	No Message
N1	B2	14	5660	No Message
N1	B2	14	6440	No Message
N1	B2	14	7220	No Message
N1	B2	14	8000	No Message
N1	B4	16	200	No Message
N1	B4	16	980	No Message
N1	B4	16	1760	No Message
N1	B4	16	2540	No Message
N1	B4	16	3320	No Message
N1	B4	16	4100	No Message
N1	B4	16	4880	No Message
N1	B4	16	5660	No Message
N1	B4	16	6440	No Message
N1	B4	16	7220	No Message
N1	B4	16	8000	No Message
N1	B6	18	200	No Message
N1	B6	18	980	No Message
N1	B6	18	1760	No Message
N1	B6	18	2540	No Message
N1	B6	18	3320	No Message
N1	B6	18	4100	No Message
N1	B6	18	4880	No Message
N1	B6	18	5660	No Message
N1	B6	18	6440	No Message
N1	B6	18	7220	No Message
N1	B6	18	8000	No Message
N1	B8	2	0	Shear stress due to shear force and torsion together exceeds maximum allowed
N1	B8	2	220	Shear stress due to shear force and torsion together exceeds maximum allowed
N1	B8	2	440	Shear stress due to shear force and torsion together exceeds maximum allowed
N1	B8	2	660	Shear stress due to shear force and torsion together exceeds maximum allowed
N1	B8	2	880	Shear stress due to shear force and torsion together exceeds maximum allowed
N1	B8	2	1100	Shear stress due to shear force and torsion together exceeds maximum allowed
N1	B8	2	1320	Shear stress due to shear force and torsion together exceeds maximum allowed
N1	B8	2	1540	Shear stress due to shear force and torsion together exceeds maximum allowed
N1	B8	2	1760	Shear stress due to shear force and torsion together exceeds maximum allowed
N1	B8	2	1980	Shear stress due to shear force and torsion together exceeds maximum allowed
N1	B8	2	2200	Shear stress due to shear force and torsion together exceeds maximum allowed
N1	B15	22	0	No Message
N1	B15	22	820	No Message
N1	B15	22	1640	No Message
N1	B15	22	2460	No Message
N1	B15	22	3280	No Message
N1	B15	22	4100	No Message

Story	Label	Unique Name	Station mm	Errors
N1	B15	22	4920	No Message
N1	B15	22	5740	No Message
N1	B15	22	6560	No Message
N1	B15	22	7380	No Message
N1	B15	22	8200	No Message
N1	B17	4	0	Shear stress due to shear force and torsion together exceeds maximum allowed
N1	B17	4	220	Shear stress due to shear force and torsion together exceeds maximum allowed
N1	B17	4	440	Shear stress due to shear force and torsion together exceeds maximum allowed
N1	B17	4	660	Shear stress due to shear force and torsion together exceeds maximum allowed
N1	B17	4	880	Shear stress due to shear force and torsion together exceeds maximum allowed
N1	B17	4	1100	Shear stress due to shear force and torsion together exceeds maximum allowed
N1	B17	4	1320	Shear stress due to shear force and torsion together exceeds maximum allowed
N1	B17	4	1540	Shear stress due to shear force and torsion together exceeds maximum allowed
N1	B17	4	1760	Shear stress due to shear force and torsion together exceeds maximum allowed
N1	B17	4	1980	Shear stress due to shear force and torsion together exceeds maximum allowed
N1	B17	4	2200	Shear stress due to shear force and torsion together exceeds maximum allowed

Table 6.11 - Concrete Joint Summary - ACI 318-08 (Part 1 of 2)

Story	Label	Unique Name	Design Section	Status	B/C Major Combo	B/C Major Ratio	B/C Minor Combo	B/C Minor Ratio
N1	C1	7	C40X40	Joint check not done.				
N1	C2	8	C40X40	Joint check not done.				
N1	C3	9	C40X40	Joint check not done.				
N1	C4	10	C40X40	Joint check not done.				

Table 6.11 - Concrete Joint Summary - ACI 318-08 (Part 2 of 2)

Story	Label	Unique Name	JS Major Combo	JS Major Ratio	JS Minor Combo	JS Minor Ratio	Warnings	Errors
N1	C1	7					No Message	No Message
N1	C2	8					No Message	No Message
N1	C3	9					No Message	No Message
N1	C4	10					No Message	No Message

ETABS® 2016

Integrated Building Design Software

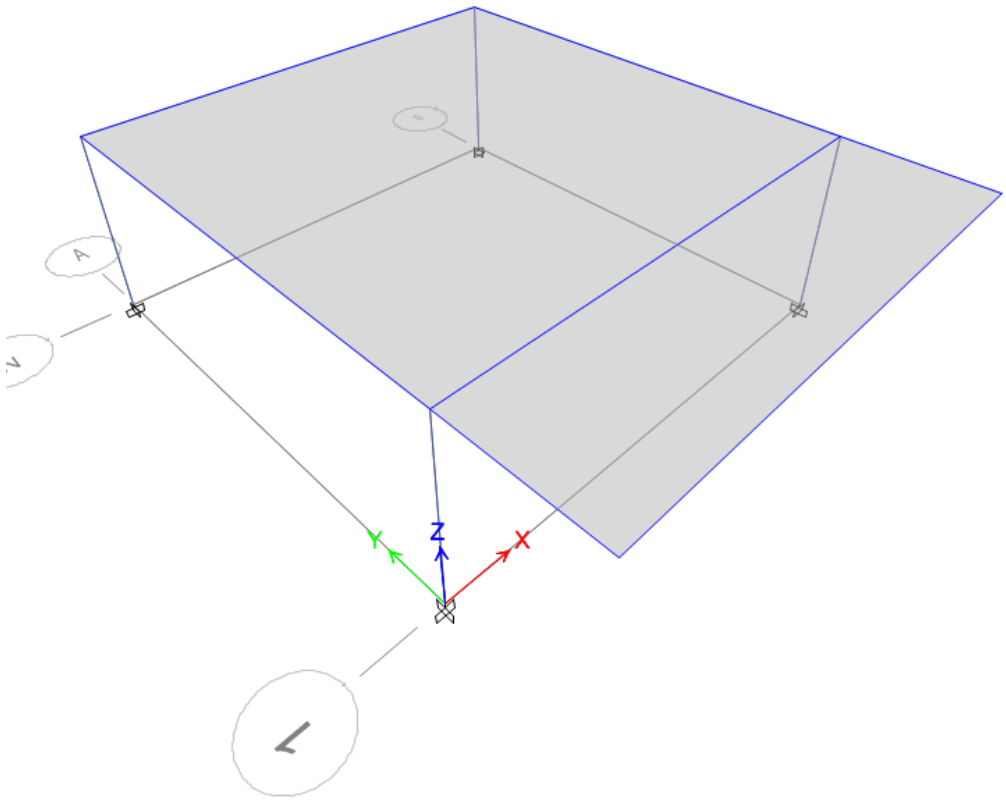

Project Report

Model File: 004 2017 EDUCACION MODULO 3 DMO - E, Revision 0
06/04/2017

Table of Contents

1. Structure Data 5
    - 1.1 Story Data 5
    - 1.2 Grid Data 5
    - 1.3 Point Coordinates 5
    - 1.4 Line Connectivity 5
    - 1.5 Area Connectivity 6
    - 1.6 Mass 6
    - 1.7 Groups 7
2. Properties 8
    - 2.1 Materials 8
    - 2.2 Frame Sections 8
    - 2.3 Shell Sections 8
    - 2.4 Reinforcement Sizes 8
    - 2.5 Tendon Sections 8
3. Assignments 9
    - 3.1 Joint Assignments 9
    - 3.2 Frame Assignments 9
    - 3.3 Shell Assignments 9
4. Loads 10
    - 4.1 Load Patterns 10
    - 4.2 Applied Loads 10
        - 4.2.1 Line Loads 10
        - 4.2.2 Area Loads 10
    - 4.3 Functions 10
        - 4.3.1 Response Spectrum Functions 10
    - 4.4 Load Cases 26
    - 4.5 Load Combinations 26
5. Analysis Results 31
    - 5.1 Structure Results 31
    - 5.2 Story Results 35
    - 5.3 Point Results 45
    - 5.4 Modal Results 53
6. Design Data 55
    - 6.1 Concrete Frame Design 55

List of Tables

Table 1.1 Story Data 5
Table 1.2 Grid Systems 5
Table 1.3 Grid Lines 5
Table 1.4 Joint Coordinates Data 5
Table 1.5 Column Connectivity Data 5
Table 1.6 Beam Connectivity Data 5
Table 1.7 Floor Connectivity Data 6
Table 1.8 Mass Source 6
Table 1.9 Centers of Mass and Rigidity 6
Table 1.10 Mass Summary by Diaphragm 6
Table 1.11 Mass Summary by Story 6
Table 1.12 Group Definitions 7
Table 2.1 Material Properties - Summary 8
Table 2.2 Frame Sections - Summary 8
Table 2.3 Shell Sections - Summary 8
Table 2.4 Reinforcing Bar Sizes 8
Table 2.5 Tendon Section Properties 8
Table 3.1 Joint Assignments - Summary 9
Table 3.2 Frame Assignments - Summary 9
Table 3.3 Shell Assignments - Summary 9
Table 4.1 Load Patterns 10
Table 4.2 Frame Loads - Distributed 10
Table 4.3 Shell Loads - Uniform 10
Table 4.4 Response Spectrum Function - User 11
Table 4.5 Load Cases - Summary 26
Table 4.6 Load Combinations 26
Table 5.1 Base Reactions 31
Table 5.2 Centers of Mass and Rigidity 33
Table 5.3 Diaphragm Center of Mass Displacements 33
Table 5.4 Story Max/Avg Displacements 35
Table 5.5 Story Drifts 38
Table 5.6 Story Forces 41
Table 5.7 Joint Reactions 45
Table 5.8 Modal Periods and Frequencies 53
Table 5.9 Modal Participating Mass Ratios 53
Table 5.10 Modal Load Participation Ratios 54
Table 5.11 Modal Direction Factors 54
Table 6.1 Concrete Frame Preferences - ACI 318-08 55
Table 6.2 Concrete Column Overwrites - ACI 318-08 55
Table 6.3 Concrete Beam Overwrites - ACI 318-08 55

1 Structure Data

This chapter provides model geometry information, including items such as story levels, point coordinates, and element connectivity.

1.1 Story Data

Table 1.1 - Story Data

Name	Height mm	Elevation mm	Master Story	Similar To	Splice Story
N1	3250	3250	Yes	None	No
Base	0	0	No	None	No

1.2 Grid Data

Table 1.2 - Grid Systems

Name	Type	Story Range	X Origin m	Y Origin m	Rotation deg	Bubble Size mm	Color
G1	Cartesian	Default	0	0	0	1250	Gray

Table 1.3 - Grid Lines

Grid System	Grid Direction	Grid ID	Visible	Bubble Location	Ordinate m
G1	X	A	Yes	End	0
G1	X	B	Yes	End	8.2
G1	Y	1	Yes	Start	0
G1	Y	2	Yes	Start	8.2

1.3 Point Coordinates

Table 1.4 - Joint Coordinates Data

Label	X mm	Y mm	ΔZ Below mm
1	0	0	0
2	0	8200	0
3	8200	0	0
4	8200	8200	0
10	0	-2400	0
9	8200	-2400	0

1.4 Line Connectivity

Table 1.5 - Column Connectivity Data

Column	I-End Point	J-End Point	I-End Story
C1	1	1	Below
C2	2	2	Below
C3	3	3	Below
C4	4	4	Below

Table 1.6 - Beam Connectivity Data

Beam	I-End Point	J-End Point	Curve Type
B1	1	2	None
B2	3	4	None
B4	1	3	None
B6	2	4	None
B8	10	1	None
B15	10	9	None
B17	9	3	None

1.5 Area Connectivity

Table 1.7 - Floor Connectivity Data

Floor	Number of Edges	Edge Number	Point 1	Point 2	Curve Type
F1	4	1	9	3	None
		2	3	1	None
		3	1	10	None
		4	10	9	None
F5	4	1	3	4	None
		2	4	2	None
		3	2	1	None
		4	1	3	None

1.6 Mass

Table 1.8 - Mass Source

Name	Include Elements	Include Added Mass	Include Loads	Include Lateral	Include Vertical	Lump at Stories	IsDefault	Load Pattern	Multiplier
MsSrc1	No	No	Yes	Yes	No	Yes	Yes	D	1
MsSrc1	No	No	Yes	Yes	No	Yes	Yes	L	0.3

Table 1.9 - Centers of Mass and Rigidity

Story	Diaphragm	Mass X kg	Mass Y kg	XCM m	YCM m	Cumulative X kg	Cumulative Y kg	XCCM m	YCCM m	XCR m	YCR m
N1	D1	29882.02	29882.02	4.1	-0.7209	29882.02	29882.02	4.1	-0.7209	4.1	3.2834

Table 1.10 - Mass Summary by Diaphragm

Story	Diaphragm	Mass X kg	Mass Y kg	Mass Moment of Inertia ton-m²	X Mass Center m	Y Mass Center m
N1	D1	29882.02	29882.02	538.4872	4.1	-0.7209

Table 1.11 - Mass Summary by Story

Story	UX kg	UY kg	UZ kg
N1	40173.51	40173.51	0
Base	2498.55	2498.55	0

1.7 Groups

Table 1.12 - Group Definitions

Name	Color
All	Yellow

2 Properties

This chapter provides property information for materials, frame sections, shell sections, and links.

2.1 Materials

Table 2.1 - Material Properties - Summary

Name	Type	E MPa	ν	Unit Weight kN/m³	Design Strengths
A416Gr270	Tendon	196500.6	0	76.9729	Fy=1689.91 MPa, Fu=1861.58 MPa
A615Gr60	Rebar	199947.98	0.3	76.9729	Fy=413.69 MPa, Fu=620.53 MPa
CONC00	Concrete	25267.13	0.2	0	Fc=28 MPa
CONC21	Concrete	21538	0.2	23.56	Fc=21 MPa
RMAT	Rebar	199947.98	0.3	76.9729	Fy=420 MPa, Fu=630 MPa

2.2 Frame Sections

Table 2.2 - Frame Sections - Summary

Name	Material	Shape
C40X40	CONC21	Concrete Rectangular
V30X50	CONC21	Concrete Rectangular
VB20X50	CONC21	Concrete Rectangular

2.3 Shell Sections

Table 2.3 - Shell Sections - Summary

Name	Design Type	Element Type	Material	Total Thickness mm
CUB	Slab	Membrane		5
LOSA	Slab	Membrane		5

2.4 Reinforcement Sizes

Table 2.4 - Reinforcing Bar Sizes

Name	Diameter mm	Area cm²
#2	6.4	0.3226
#3	9.5	1
#5	15.9	2
#6	19.1	3
#8	25.4	5
#9	28.7	6
15M	16	2

2.5 Tendon Sections

Table 2.5 - Tendon Section Properties

Name	Material	StrandArea cm²	Color
Tendon1	A416Gr270	1	Yellow

3 Assignments

This chapter provides a listing of the assignments applied to the model.

3.1 Joint Assignments

Table 3.1 - Joint Assignments - Summary

Story	Label	Unique Name	Diaphragm	Restraints
N1	1	2	D1	
N1	2	14	Disconnected	
N1	3	6	D1	
N1	4	17	Disconnected	
N1	10	25	D1	
N1	9	26	D1	
Base	1	13	Disconnected	UX; UY; UZ; RX; RY; RZ
Base	2	15	Disconnected	UX; UY; UZ; RX; RY; RZ
Base	3	16	Disconnected	UX; UY; UZ; RX; RY; RZ
Base	4	18	Disconnected	UX; UY; UZ; RX; RY; RZ

3.2 Frame Assignments

Table 3.2 - Frame Assignments - Summary

Story	Label	Unique Name	Design Type	Length mm	Analysis Section	Design Section	Min Number Stations
N1	C1	7	Column	3250	C40X40	C40X40	11
N1	C2	8	Column	3250	C40X40	C40X40	11
N1	C3	9	Column	3250	C40X40	C40X40	11
N1	C4	10	Column	3250	C40X40	C40X40	11
N1	B1	13	Beam	8200	V30X50	V30X50	11
N1	B2	14	Beam	8200	V30X50	V30X50	11
N1	B4	16	Beam	8200	V30X50	V30X50	11
N1	B6	18	Beam	8200	V30X50	V30X50	11
N1	B8	2	Beam	2400	V30X50	V30X50	11
N1	B15	22	Beam	8200	VB20X50	VB20X50	11
N1	B17	4	Beam	2400	V30X50	V30X50	11

3.3 Shell Assignments

Table 3.3 - Shell Assignments - Summary

Story	Label	Unique Name	Section	Axis Angle deg
N1	F1	3	LOSA	90
N1	F5	5	CUB	

4 Loads

This chapter provides loading information as applied to the model.

4.1 Load Patterns

Table 4.1 - Load Patterns

Name	Type	Self Weight Multiplier	Auto Load
D	Dead	1	
L	Live	0	
LR	Live	0	
W	Wind	0	None
G	Snow	0	

4.2 Applied Loads

4.2.1 Line Loads

Table 4.2 - Frame Loads - Distributed (Part 1 of 2)

Story	Label	Unique Name	Design Type	Load Pattern	LoadType	Direction	Relative Distance Start	Relative Distance End	Absolute Distance Start mm	Absolute Distance End mm
N1	B1	13	Beam	D	Force	Gravity	0	1	0	8200
N1	B2	14	Beam	D	Force	Gravity	0	1	0	8200
N1	B4	16	Beam	D	Force	Gravity	0	1	0	8200
N1	B15	22	Beam	D	Force	Gravity	0	1	0	8200

Table 4.2 - Frame Loads - Distributed (Part 2 of 2)

Story	Label	Unique Name	Force at Start kN/m	Force at End kN/m
N1	B1	13	4.4	0
N1	B2	14	4.4	0
N1	B4	16	4.4	4.4
N1	B15	22	1.55	1.55

4.2.2 Area Loads

Table 4.3 - Shell Loads - Uniform

Story	Label	Unique Name	Load Pattern	Direction	Load kN/m²
N1	F1	3	D	Gravity	4.3
N1	F5	5	D	Gravity	0.64
N1	F1	3	L	Gravity	2
N1	F5	5	LR	Gravity	0.5
N1	F1	3	G	Gravity	1
N1	F5	5	G	Gravity	1

4.3 Functions

4.3.1 Response Spectrum Functions

Table 4.4 - Response Spectrum Function - User

Name	Period sec	Acceleration	Damping %
Umbral	0	0.08	2
Umbral	0.01	0.086	
Umbral	0.02	0.093	
Umbral	0.03	0.099	

Name	Period sec	Acceleration	Damping %
Umbral	0.04	0.106	
Umbral	0.05	0.112	
Umbral	0.06	0.118	
Umbral	0.07	0.125	
Umbral	0.08	0.131	
Umbral	0.09	0.138	
Umbral	0.1	0.144	
Umbral	0.11	0.15	
Umbral	0.12	0.157	
Umbral	0.13	0.163	
Umbral	0.14	0.17	
Umbral	0.15	0.176	
Umbral	0.16	0.182	
Umbral	0.17	0.189	
Umbral	0.18	0.195	
Umbral	0.19	0.202	
Umbral	0.2	0.208	
Umbral	0.21	0.214	
Umbral	0.22	0.221	
Umbral	0.23	0.227	
Umbral	0.24	0.234	
Umbral	0.25	0.24	
Umbral	0.26	0.24	
Umbral	0.27	0.24	
Umbral	0.28	0.24	
Umbral	0.29	0.24	
Umbral	0.3	0.24	
Umbral	0.31	0.24	
Umbral	0.32	0.24	
Umbral	0.33	0.24	
Umbral	0.34	0.24	
Umbral	0.35	0.24	
Umbral	0.36	0.24	
Umbral	0.37	0.24	
Umbral	0.38	0.24	
Umbral	0.39	0.24	
Umbral	0.4	0.24	
Umbral	0.41	0.24	
Umbral	0.42	0.24	
Umbral	0.43	0.24	
Umbral	0.44	0.24	
Umbral	0.45	0.24	
Umbral	0.46	0.24	
Umbral	0.47	0.24	
Umbral	0.48	0.24	
Umbral	0.49	0.24	
Umbral	0.5	0.24	
Umbral	0.51	0.24	
Umbral	0.52	0.24	
Umbral	0.53	0.24	
Umbral	0.54	0.24	
Umbral	0.55	0.24	
Umbral	0.56	0.24	
Umbral	0.57	0.24	
Umbral	0.58	0.24	
Umbral	0.59	0.24	
Umbral	0.6	0.24	
Umbral	0.61	0.24	
Umbral	0.62	0.24	
Umbral	0.63	0.24	

Name	Period sec	Acceleration	Damping %
Umbral	0.64	0.24	
Umbral	0.65	0.24	
Umbral	0.66	0.24	
Umbral	0.67	0.24	
Umbral	0.68	0.24	
Umbral	0.69	0.24	
Umbral	0.7	0.24	
Umbral	0.71	0.24	
Umbral	0.72	0.24	
Umbral	0.73	0.24	
Umbral	0.74	0.24	
Umbral	0.75	0.24	
Umbral	0.76	0.24	
Umbral	0.77	0.24	
Umbral	0.78	0.24	
Umbral	0.79	0.24	
Umbral	0.8	0.24	
Umbral	0.81	0.24	
Umbral	0.82	0.24	
Umbral	0.83	0.24	
Umbral	0.84	0.24	
Umbral	0.85	0.24	
Umbral	0.86	0.24	
Umbral	0.87	0.24	
Umbral	0.88	0.24	
Umbral	0.89	0.24	
Umbral	0.9	0.24	
Umbral	0.91	0.24	
Umbral	0.92	0.24	
Umbral	0.93	0.24	
Umbral	0.94	0.24	
Umbral	0.95	0.24	
Umbral	0.96	0.24	
Umbral	0.97	0.24	
Umbral	0.98	0.24	
Umbral	0.99	0.24	
Umbral	1	0.24	
Umbral	1.01	0.24	
Umbral	1.02	0.24	
Umbral	1.03	0.24	
Umbral	1.04	0.24	
Umbral	1.05	0.24	
Umbral	1.06	0.24	
Umbral	1.07	0.24	
Umbral	1.08	0.24	
Umbral	1.09	0.24	
Umbral	1.1	0.24	
Umbral	1.11	0.24	
Umbral	1.12	0.24	
Umbral	1.13	0.24	
Umbral	1.14	0.24	
Umbral	1.15	0.24	
Umbral	1.16	0.24	
Umbral	1.17	0.24	
Umbral	1.18	0.24	
Umbral	1.19	0.24	
Umbral	1.2	0.24	
Umbral	1.21	0.24	
Umbral	1.22	0.24	
Umbral	1.23	0.24	

Name	Period sec	Acceleration	Damping %
Umbral	1.24	0.24	
Umbral	1.25	0.24	
Umbral	1.26	0.24	
Umbral	1.27	0.24	
Umbral	1.28	0.24	
Umbral	1.29	0.24	
Umbral	1.3	0.24	
Umbral	1.31	0.24	
Umbral	1.32	0.24	
Umbral	1.33	0.24	
Umbral	1.34	0.24	
Umbral	1.35	0.24	
Umbral	1.36	0.24	
Umbral	1.37	0.24	
Umbral	1.38	0.24	
Umbral	1.39	0.24	
Umbral	1.4	0.24	
Umbral	1.41	0.24	
Umbral	1.42	0.24	
Umbral	1.43	0.24	
Umbral	1.44	0.24	
Umbral	1.45	0.24	
Umbral	1.46	0.24	
Umbral	1.47	0.24	
Umbral	1.48	0.24	
Umbral	1.49	0.24	
Umbral	1.5	0.24	
Umbral	1.51	0.24	
Umbral	1.52	0.24	
Umbral	1.53	0.24	
Umbral	1.54	0.24	
Umbral	1.55	0.24	
Umbral	1.56	0.24	
Umbral	1.57	0.24	
Umbral	1.58	0.24	
Umbral	1.59	0.24	
Umbral	1.6	0.24	
Umbral	1.61	0.24	
Umbral	1.62	0.24	
Umbral	1.63	0.24	
Umbral	1.64	0.24	
Umbral	1.65	0.24	
Umbral	1.66	0.24	
Umbral	1.67	0.24	
Umbral	1.68	0.24	
Umbral	1.69	0.24	
Umbral	1.7	0.24	
Umbral	1.71	0.24	
Umbral	1.72	0.24	
Umbral	1.73	0.24	
Umbral	1.74	0.24	
Umbral	1.75	0.24	
Umbral	1.76	0.24	
Umbral	1.77	0.24	
Umbral	1.78	0.24	
Umbral	1.79	0.24	
Umbral	1.8	0.24	
Umbral	1.81	0.24	
Umbral	1.82	0.24	
Umbral	1.83	0.24	

Name	Period sec	Acceleration	Damping %
Umbral	1.84	0.24	
Umbral	1.85	0.24	
Umbral	1.86	0.24	
Umbral	1.87	0.24	
Umbral	1.88	0.24	
Umbral	1.89	0.24	
Umbral	1.9	0.24	
Umbral	1.91	0.24	
Umbral	1.92	0.24	
Umbral	1.93	0.24	
Umbral	1.94	0.24	
Umbral	1.95	0.24	
Umbral	1.96	0.24	
Umbral	1.97	0.24	
Umbral	1.98	0.24	
Umbral	1.99	0.24	
Umbral	2	0.24	
Umbral	2.01	0.239	
Umbral	2.02	0.238	
Umbral	2.03	0.236	
Umbral	2.04	0.235	
Umbral	2.05	0.234	
Umbral	2.06	0.233	
Umbral	2.07	0.232	
Umbral	2.08	0.231	
Umbral	2.09	0.23	
Umbral	2.1	0.229	
Umbral	2.11	0.227	
Umbral	2.12	0.226	
Umbral	2.13	0.225	
Umbral	2.14	0.224	
Umbral	2.15	0.223	
Umbral	2.16	0.222	
Umbral	2.17	0.221	
Umbral	2.18	0.22	
Umbral	2.19	0.219	
Umbral	2.2	0.218	
Umbral	2.21	0.217	
Umbral	2.22	0.216	
Umbral	2.23	0.215	
Umbral	2.24	0.214	
Umbral	2.25	0.213	
Umbral	2.26	0.212	
Umbral	2.27	0.211	
Umbral	2.28	0.211	
Umbral	2.29	0.21	
Umbral	2.3	0.209	
Umbral	2.31	0.208	
Umbral	2.32	0.207	
Umbral	2.33	0.206	
Umbral	2.34	0.205	
Umbral	2.35	0.204	
Umbral	2.36	0.203	
Umbral	2.37	0.203	
Umbral	2.38	0.202	
Umbral	2.39	0.201	
Umbral	2.4	0.2	
Umbral	2.41	0.199	
Umbral	2.42	0.198	
Umbral	2.43	0.198	

Name	Period sec	Acceleration	Damping %
Umbral	2.44	0.197	
Umbral	2.45	0.196	
Umbral	2.46	0.195	
Umbral	2.47	0.194	
Umbral	2.48	0.194	
Umbral	2.49	0.193	
Umbral	2.5	0.192	
Umbral	2.51	0.191	
Umbral	2.52	0.19	
Umbral	2.53	0.19	
Umbral	2.54	0.189	
Umbral	2.55	0.188	
Umbral	2.56	0.188	
Umbral	2.57	0.187	
Umbral	2.58	0.186	
Umbral	2.59	0.185	
Umbral	2.6	0.185	
Umbral	2.61	0.184	
Umbral	2.62	0.183	
Umbral	2.63	0.183	
Umbral	2.64	0.182	
Umbral	2.65	0.181	
Umbral	2.66	0.18	
Umbral	2.67	0.18	
Umbral	2.68	0.179	
Umbral	2.69	0.178	
Umbral	2.7	0.178	
Umbral	2.71	0.177	
Umbral	2.72	0.176	
Umbral	2.73	0.176	
Umbral	2.74	0.175	
Umbral	2.75	0.175	
Umbral	2.76	0.174	
Umbral	2.77	0.173	
Umbral	2.78	0.173	
Umbral	2.79	0.172	
Umbral	2.8	0.171	
Umbral	2.81	0.171	
Umbral	2.82	0.17	
Umbral	2.83	0.17	
Umbral	2.84	0.169	
Umbral	2.85	0.168	
Umbral	2.86	0.168	
Umbral	2.87	0.167	
Umbral	2.88	0.167	
Umbral	2.89	0.166	
Umbral	2.9	0.166	
Umbral	2.91	0.165	
Umbral	2.92	0.164	
Umbral	2.93	0.164	
Umbral	2.94	0.163	
Umbral	2.95	0.163	
Umbral	2.96	0.162	
Umbral	2.97	0.162	
Umbral	2.98	0.161	
Umbral	2.99	0.161	
Umbral	3	0.16	
Umbral	3.01	0.159	
Umbral	3.02	0.159	
Umbral	3.03	0.158	

Name	Period sec	Acceleration	Damping %
Umbral	3.04	0.158	
Umbral	3.05	0.157	
Umbral	3.06	0.157	
Umbral	3.07	0.156	
Umbral	3.08	0.156	
Umbral	3.09	0.155	
Umbral	3.1	0.155	
Umbral	3.11	0.154	
Umbral	3.12	0.154	
Umbral	3.13	0.153	
Umbral	3.14	0.153	
Umbral	3.15	0.152	
Umbral	3.16	0.152	
Umbral	3.17	0.151	
Umbral	3.18	0.151	
Umbral	3.19	0.15	
Umbral	3.2	0.15	
Umbral	3.21	0.15	
Umbral	3.22	0.149	
Umbral	3.23	0.149	
Umbral	3.24	0.148	
Umbral	3.25	0.148	
Umbral	3.26	0.147	
Umbral	3.27	0.147	
Umbral	3.28	0.146	
Umbral	3.29	0.146	
Umbral	3.3	0.145	
Umbral	3.31	0.145	
Umbral	3.32	0.145	
Umbral	3.33	0.144	
Umbral	3.34	0.144	
Umbral	3.35	0.143	
Umbral	3.36	0.143	
Umbral	3.37	0.142	
Umbral	3.38	0.142	
Umbral	3.39	0.142	
Umbral	3.4	0.141	
Umbral	3.41	0.141	
Umbral	3.42	0.14	
Umbral	3.43	0.14	
Umbral	3.44	0.14	
Umbral	3.45	0.139	
Umbral	3.46	0.139	
Umbral	3.47	0.138	
Umbral	3.48	0.138	
Umbral	3.49	0.138	
Umbral	3.5	0.137	
Umbral	3.51	0.137	
Umbral	3.52	0.136	
Umbral	3.53	0.136	
Umbral	3.54	0.136	
Umbral	3.55	0.135	
Umbral	3.56	0.135	
Umbral	3.57	0.134	
Umbral	3.58	0.134	
Umbral	3.59	0.134	
Umbral	3.6	0.133	
Umbral	3.61	0.133	
Umbral	3.62	0.133	
Umbral	3.63	0.132	

Name	Period sec	Acceleration	Damping %
Umbral	3.64	0.132	
Umbral	3.65	0.132	
Umbral	3.66	0.131	
Umbral	3.67	0.131	
Umbral	3.68	0.13	
Umbral	3.69	0.13	
Umbral	3.7	0.13	
Umbral	3.71	0.129	
Umbral	3.72	0.129	
Umbral	3.73	0.129	
Umbral	3.74	0.128	
Umbral	3.75	0.128	
Umbral	3.76	0.128	
Umbral	3.77	0.127	
Umbral	3.78	0.127	
Umbral	3.79	0.127	
Umbral	3.8	0.126	
Umbral	3.81	0.126	
Umbral	3.82	0.126	
Umbral	3.83	0.125	
Umbral	3.84	0.125	
Umbral	3.85	0.125	
Umbral	3.86	0.124	
Umbral	3.87	0.124	
Umbral	3.88	0.124	
Umbral	3.89	0.123	
Umbral	3.9	0.123	
Umbral	3.91	0.123	
Umbral	3.92	0.122	
Umbral	3.93	0.122	
Umbral	3.94	0.122	
Umbral	3.95	0.122	
Umbral	3.96	0.121	
Umbral	3.97	0.121	
Umbral	3.98	0.121	
Umbral	3.99	0.12	
Umbral	4	0.12	
Umbral	4.01	0.12	
Umbral	4.02	0.119	
Umbral	4.03	0.119	
Umbral	4.04	0.119	
Umbral	4.05	0.119	
Umbral	4.06	0.118	
Umbral	4.07	0.118	
Umbral	4.08	0.118	
Umbral	4.09	0.117	
Umbral	4.1	0.117	
Umbral	4.11	0.117	
Umbral	4.12	0.117	
Umbral	4.13	0.116	
Umbral	4.14	0.116	
Umbral	4.15	0.116	
Umbral	4.16	0.115	
Umbral	4.17	0.115	
Umbral	4.18	0.115	
Umbral	4.19	0.115	
Umbral	4.2	0.114	
Umbral	4.21	0.114	
Umbral	4.22	0.114	
Umbral	4.23	0.113	

Name	Period sec	Acceleration	Damping %
Umbral	4.24	0.113	
Umbral	4.25	0.113	
Umbral	4.26	0.113	
Umbral	4.27	0.112	
Umbral	4.28	0.112	
Umbral	4.29	0.112	
Umbral	4.3	0.112	
Umbral	4.31	0.111	
Umbral	4.32	0.111	
Umbral	4.33	0.111	
Umbral	4.34	0.111	
Umbral	4.35	0.11	
Umbral	4.36	0.11	
Umbral	4.37	0.11	
Umbral	4.38	0.11	
Umbral	4.39	0.109	
Umbral	4.4	0.109	
Umbral	4.41	0.109	
Umbral	4.42	0.109	
Umbral	4.43	0.108	
Umbral	4.44	0.108	
Umbral	4.45	0.108	
Umbral	4.46	0.108	
Umbral	4.47	0.107	
Umbral	4.48	0.107	
Umbral	4.49	0.107	
Umbral	4.5	0.107	
Umbral	4.51	0.106	
Umbral	4.52	0.106	
Umbral	4.53	0.106	
Umbral	4.54	0.106	
Umbral	4.55	0.105	
Umbral	4.56	0.105	
Umbral	4.57	0.105	
Umbral	4.58	0.105	
Umbral	4.59	0.105	
Umbral	4.6	0.104	
Umbral	4.61	0.104	
Umbral	4.62	0.104	
Umbral	4.63	0.104	
Umbral	4.64	0.103	
Umbral	4.65	0.103	
Umbral	4.66	0.103	
Umbral	4.67	0.103	
Umbral	4.68	0.103	
Umbral	4.69	0.102	
Umbral	4.7	0.102	
Umbral	4.71	0.102	
Umbral	4.72	0.102	
Umbral	4.73	0.101	
Umbral	4.74	0.101	
Umbral	4.75	0.101	
Umbral	4.76	0.101	
Umbral	4.77	0.101	
Umbral	4.78	0.1	
Umbral	4.79	0.1	
Umbral	4.8	0.1	
Umbral	4.81	0.1	
Umbral	4.82	0.1	
Umbral	4.83	0.099	

Name	Period sec	Acceleration	Damping %
Umbral	4.84	0.099	
Umbral	4.85	0.099	
Umbral	4.86	0.099	
Umbral	4.87	0.099	
Umbral	4.88	0.098	
Umbral	4.89	0.098	
Umbral	4.9	0.098	
Umbral	4.91	0.098	
Umbral	4.92	0.098	
Umbral	4.93	0.097	
Umbral	4.94	0.097	
Umbral	4.95	0.097	
Umbral	4.96	0.097	
Umbral	4.97	0.097	
Umbral	4.98	0.096	
Umbral	4.99	0.096	
Umbral	5	0.096	
Umbral	5.01	0.096	
Umbral	5.02	0.096	
Umbral	5.03	0.095	
Umbral	5.04	0.095	
Umbral	5.05	0.095	
Umbral	5.06	0.095	
Umbral	5.07	0.095	
Umbral	5.08	0.094	
Umbral	5.09	0.094	
Umbral	5.1	0.094	
Umbral	5.11	0.094	
Umbral	5.12	0.094	
Umbral	5.13	0.094	
Umbral	5.14	0.093	
Umbral	5.15	0.093	
Umbral	5.16	0.093	
Umbral	5.17	0.093	
Umbral	5.18	0.093	
Umbral	5.19	0.092	
Umbral	5.2	0.092	
Umbral	5.21	0.092	
Umbral	5.22	0.092	
Umbral	5.23	0.092	
Umbral	5.24	0.092	
Umbral	5.25	0.091	
Umbral	5.26	0.091	
Umbral	5.27	0.091	
Umbral	5.28	0.091	
Umbral	5.29	0.091	
Umbral	5.3	0.091	
Umbral	5.31	0.09	
Umbral	5.32	0.09	
Umbral	5.33	0.09	
Umbral	5.34	0.09	
Umbral	5.35	0.09	
Umbral	5.36	0.09	
Umbral	5.37	0.089	
Umbral	5.38	0.089	
Umbral	5.39	0.089	
Umbral	5.4	0.089	
Umbral	5.41	0.089	
Umbral	5.42	0.089	
Umbral	5.43	0.088	

Name	Period sec	Acceleration	Damping %
Umbral	5.44	0.088	
Umbral	5.45	0.088	
Umbral	5.46	0.088	
Umbral	5.47	0.088	
Umbral	5.48	0.088	
Umbral	5.49	0.087	
Umbral	5.5	0.087	
Umbral	5.51	0.087	
Umbral	5.52	0.087	
Umbral	5.53	0.087	
Umbral	5.54	0.087	
Umbral	5.55	0.086	
Umbral	5.56	0.086	
Umbral	5.57	0.086	
Umbral	5.58	0.086	
Umbral	5.59	0.086	
Umbral	5.6	0.086	
Umbral	5.61	0.086	
Umbral	5.62	0.085	
Umbral	5.63	0.085	
Umbral	5.64	0.085	
Umbral	5.65	0.085	
Umbral	5.66	0.085	
Umbral	5.67	0.085	
Umbral	5.68	0.085	
Umbral	5.69	0.084	
Umbral	5.7	0.084	
Umbral	5.71	0.084	
Umbral	5.72	0.084	
Umbral	5.73	0.084	
Umbral	5.74	0.084	
Umbral	5.75	0.083	
Umbral	5.76	0.083	
Umbral	5.77	0.083	
Umbral	5.78	0.083	
Umbral	5.79	0.083	
Umbral	5.8	0.083	
Umbral	5.81	0.083	
Umbral	5.82	0.082	
Umbral	5.83	0.082	
Umbral	5.84	0.082	
Umbral	5.85	0.082	
Umbral	5.86	0.082	
Umbral	5.87	0.082	
Umbral	5.88	0.082	
Umbral	5.89	0.081	
Umbral	5.9	0.081	
Umbral	5.91	0.081	
Umbral	5.92	0.081	
Umbral	5.93	0.081	
Umbral	5.94	0.081	
Umbral	5.95	0.081	
Umbral	5.96	0.081	
Umbral	5.97	0.08	
Umbral	5.98	0.08	
Umbral	5.99	0.08	
Umbral	6	0.08	
Umbral	6.01	0.08	
Umbral	6.02	0.08	
Umbral	6.03	0.08	

Name	Period sec	Acceleration	Damping %
Umbral	6.04	0.079	
Umbral	6.05	0.079	
Umbral	6.06	0.079	
Umbral	6.07	0.079	
Umbral	6.08	0.079	
Umbral	6.09	0.079	
Umbral	6.1	0.079	
Umbral	6.11	0.079	
Umbral	6.12	0.078	
Umbral	6.13	0.078	
Umbral	6.14	0.078	
Umbral	6.15	0.078	
Umbral	6.16	0.078	
Umbral	6.17	0.078	
Umbral	6.18	0.078	
Umbral	6.19	0.078	
Umbral	6.2	0.077	
Umbral	6.21	0.077	
Umbral	6.22	0.077	
Umbral	6.23	0.077	
Umbral	6.24	0.077	
Umbral	6.25	0.077	
Umbral	6.26	0.077	
Umbral	6.27	0.077	
Umbral	6.28	0.076	
Umbral	6.29	0.076	
Umbral	6.3	0.076	
Umbral	6.31	0.076	
Umbral	6.32	0.076	
Umbral	6.33	0.076	
Umbral	6.34	0.076	
Umbral	6.35	0.076	
Umbral	6.36	0.075	
Umbral	6.37	0.075	
Umbral	6.38	0.075	
Umbral	6.39	0.075	
Umbral	6.4	0.075	
Umbral	6.41	0.075	
Umbral	6.42	0.075	
Umbral	6.43	0.075	
Umbral	6.44	0.075	
Umbral	6.45	0.074	
Umbral	6.46	0.074	
Umbral	6.47	0.074	
Umbral	6.48	0.074	
Umbral	6.49	0.074	
Umbral	6.5	0.074	
Umbral	6.51	0.074	
Umbral	6.52	0.074	
Umbral	6.53	0.074	
Umbral	6.54	0.073	
Umbral	6.55	0.073	
Umbral	6.56	0.073	
Umbral	6.57	0.073	
Umbral	6.58	0.073	
Umbral	6.59	0.073	
Umbral	6.6	0.073	
Umbral	6.61	0.073	
Umbral	6.62	0.073	
Umbral	6.63	0.072	

Name	Period sec	Acceleration	Damping %
Umbral	6.64	0.072	
Umbral	6.65	0.072	
Umbral	6.66	0.072	
Umbral	6.67	0.072	
Umbral	6.68	0.072	
Umbral	6.69	0.072	
Umbral	6.7	0.072	
Umbral	6.71	0.072	
Umbral	6.72	0.071	
Umbral	6.73	0.071	
Umbral	6.74	0.071	
Umbral	6.75	0.071	
Umbral	6.76	0.071	
Umbral	6.77	0.071	
Umbral	6.78	0.071	
Umbral	6.79	0.071	
Umbral	6.8	0.071	
Umbral	6.81	0.07	
Umbral	6.82	0.07	
Umbral	6.83	0.07	
Umbral	6.84	0.07	
Umbral	6.85	0.07	
Umbral	6.86	0.07	
Umbral	6.87	0.07	
Umbral	6.88	0.07	
Umbral	6.89	0.07	
Umbral	6.9	0.07	
Umbral	6.91	0.069	
Umbral	6.92	0.069	
Umbral	6.93	0.069	
Umbral	6.94	0.069	
Umbral	6.95	0.069	
Umbral	6.96	0.069	
Umbral	6.97	0.069	
Umbral	6.98	0.069	
Umbral	6.99	0.069	
Umbral	7	0.069	
Umbral	7.01	0.068	
Umbral	7.02	0.068	
Umbral	7.03	0.068	
Umbral	7.04	0.068	
Umbral	7.05	0.068	
Umbral	7.06	0.068	
Umbral	7.07	0.068	
Umbral	7.08	0.068	
Umbral	7.09	0.068	
Umbral	7.1	0.068	
Umbral	7.11	0.068	
Umbral	7.12	0.067	
Umbral	7.13	0.067	
Umbral	7.14	0.067	
Umbral	7.15	0.067	
Umbral	7.16	0.067	
Umbral	7.17	0.067	
Umbral	7.18	0.067	
Umbral	7.19	0.067	
Umbral	7.2	0.067	
Umbral	7.21	0.067	
Umbral	7.22	0.066	
Umbral	7.23	0.066	

Name	Period sec	Acceleration	Damping %
Umbral	7.24	0.066	
Umbral	7.25	0.066	
Umbral	7.26	0.066	
Umbral	7.27	0.066	
Umbral	7.28	0.066	
Umbral	7.29	0.066	
Umbral	7.3	0.066	
Umbral	7.31	0.066	
Umbral	7.32	0.066	
Umbral	7.33	0.065	
Umbral	7.34	0.065	
Umbral	7.35	0.065	
Umbral	7.36	0.065	
Umbral	7.37	0.065	
Umbral	7.38	0.065	
Umbral	7.39	0.065	
Umbral	7.4	0.065	
Umbral	7.41	0.065	
Umbral	7.42	0.065	
Umbral	7.43	0.065	
Umbral	7.44	0.065	
Umbral	7.45	0.064	
Umbral	7.46	0.064	
Umbral	7.47	0.064	
Umbral	7.48	0.064	
Umbral	7.49	0.064	
Umbral	7.5	0.064	

4.4 Load Cases

Table 4.5 - Load Cases - Summary

Name	Type
D	Linear Static
L	Linear Static
LR	Linear Static
EX	Response Spectrum
EY	Response Spectrum
DISX	Response Spectrum
DISY	Response Spectrum
W	Linear Static
G	Linear Static
DERUX	Response Spectrum
DERUY	Response Spectrum

4.5 Load Combinations

Table 4.6 - Load Combinations

Name	Load Case/Combo	Scale Factor	Type	Auto
COMB1	D	1.4	Linear Add	No
COMB2	D	1.2	Linear Add	No
COMB2	L	1.6		No
COMB2	LR	0.5		No
COMB3	D	1.2	Linear Add	No
COMB3	L	1		No
COMB3	LR	1.6		No
COMB4	D	1.2	Linear Add	No
COMB4	L	1		No
COMB4	LR	0.5		No
COMB5	D	1.2	Linear Add	No

Name	Load Case/Combo	Scale Factor	Type	Auto
COMB5	L	1		No
COMB5	DISX	1		No
COMB5	DISY	0.3		No
COMB6	D	1.2	Linear Add	No
COMB6	L	1		No
COMB6	DISY	1		No
COMB6	DISX	0.3		No
COMB7	D	0.9	Linear Add	No
COMB7	DISY	1		No
COMB7	DISX	0.3		No
COMB8	D	0.9	Linear Add	No
COMB8	DISY	0.3		No
COMB8	DISX	1		No
ENVE	COMB1	1	Envelope	No
ENVE	COMB2	1		No
ENVE	COMB3	1		No
ENVE	COMB4	1		No
ENVE	COMB5	1		No
ENVE	COMB6	1		No
ENVE	COMB7	1		No
ENVE	COMB8	1		No
CIM01	D	1	Linear Add	No
CIM02	D	1	Linear Add	No
CIM02	L	1		No
CIM03	D	1	Linear Add	No
CIM03	LR	1		No
CIM04	D	1	Linear Add	No
CIM04	L	0.75		No
CIM04	LR	0.75		No
CIM05	D	1	Linear Add	No
CIM05	DISX	0.7		No
CIM05	DISY	0.21		No
CIM06	D	1	Linear Add	No
CIM06	DISX	0.21		No
CIM06	DISY	0.7		No
CIM07	D	1	Linear Add	No
CIM07	DISX	0.53		No
CIM07	DISY	0.16		No
CIM07	L	0.75		No
CIM07	LR	0.75		No
CIM08	D	1	Linear Add	No
CIM08	DISX	0.16		No
CIM08	DISY	0.53		No
CIM08	L	0.75		No
CIM08	LR	0.75		No
DER01	D	1.4	Linear Add	No
DER02	D	1.2	Linear Add	No
DER02	L	1.6		No
DER02	LR	0.5		No
DER03	D	1.2	Linear Add	No
DER03	L	1		No
DER03	LR	1.6		No
DER04	D	1.2	Linear Add	No
DER04	L	1		No
DER04	LR	0.5		No
DER05	D	1.2	Linear Add	No
DER05	L	1		No
DER05	EX	1		No
DER06	D	1.2	Linear Add	No
DER06	L	1		No

Name	Load Case/Combo	Scale Factor	Type	Auto
DER06	EY	1		No
DER07	D	0.9	Linear Add	No
DER07	EX	1		No
DER08	D	0.9	Linear Add	No
DER08	EY	1		No
DERUD01	D	1.4	Linear Add	No
DERUD02	D	1.2	Linear Add	No
DERUD02	L	1.6		No
DERUD02	LR	0.5		No
DERUD03	D	1.2	Linear Add	No
DERUD03	L	1		No
DERUD03	LR	1.6		No
DERUD04	D	1.2	Linear Add	No
DERUD04	L	1		No
DERUD04	LR	0.5		No
DERUD05	D	1.2	Linear Add	No
DERUD05	L	1		No
DERUD05	DERUX	1		No
DERUD06	D	1.2	Linear Add	No
DERUD06	L	1		No
DERUD06	DERUY	1		No
DERUD07	D	0.9	Linear Add	No
DERUD07	DERUX	1		No
DERUD08	D	0.9	Linear Add	No
DERUD08	DERUY	1		No
VIG01	D	1.2	Linear Add	No
VIG01	L	1		No
VIG01	DISX	2		No
VIG01	DISY	0.6		No
VIG02	D	1.2	Linear Add	No
VIG02	L	1		No
VIG02	DISX	0.6		No
VIG02	DISY	2		No
VIG03	D	0.9	Linear Add	No
VIG03	DISX	2		No
VIG03	DISY	0.6		No
VIG04	D	0.9	Linear Add	No
VIG04	DISX	0.6		No
VIG04	DISY	2		No
COL1	D	1.2	Linear Add	No
COL1	L	1		No
COL1	DISX	3		No
COL1	DISY	0.9		No
COL2	D	1.2	Linear Add	No
COL2	L	1		No
COL2	DISX	0.9		No
COL2	DISY	3		No
COL3	D	0.9	Linear Add	No
COL3	DISX	3		No
COL3	DISY	0.9		No
COL4	D	0.9	Linear Add	No
COL4	DISX	0.9		No
COL4	DISY	3		No
CIM09	D	0.6	Linear Add	No
CIM09	DISX	0.7		No
CIM09	DISY	0.21		No
CIM10	D	0.6	Linear Add	No
CIM10	DISX	0.21		No
CIM10	DISY	0.7		No
CIM11	D	1	Linear Add	No

Name	Load Case/Combo	Scale Factor	Type	Auto
CIM11	G	1		No
CIM12	D	1	Linear Add	No
CIM12	G	0.75		No
CIM12	L	0.75		No
CIM13	D	1	Linear Add	No
CIM13	G	0.75		No
CIM13	L	0.75		No
CIM13	DISX	0.53		No
CIM13	DISY	0.16		No
CIM14	D	1	Linear Add	No
CIM14	G	0.75		No
CIM14	L	0.75		No
CIM14	DISX	0.16		No
CIM14	DISY	0.53		No
CIM15	D	0.6	Linear Add	No
COMB9	D	1.2	Linear Add	No
COMB9	L	1.6		No
COMB9	G	0.5		No
COMB10	D	1.2	Linear Add	No
COMB10	L	1		No
COMB10	G	1.6		No
COMB11	D	1.2	Linear Add	No
COMB11	L	1		No
COMB11	G	0.5		No
DER09	D	1.2	Linear Add	No
DER09	L	1.6		No
DER09	G	0.5		No
DERUD09	D	1.2	Linear Add	No
DERUD09	L	1.6		No
DERUD09	G	0.5		No
DER10	D	1.2	Linear Add	No
DER10	L	1		No
DER10	G	1.6		No
DERUD10	D	1.2	Linear Add	No
DERUD10	L	1		No
DERUD10	G	1.6		No
DER11	D	1.2	Linear Add	No
DER11	L	1		No
DER11	G	0.5		No
DERUD11	D	1.2	Linear Add	No
DERUD11	L	1		No
DERUD11	G	0.5		No

5 Analysis Results

This chapter provides analysis results.

5.1 Structure Results

Table 5.1 - Base Reactions

Load Case/Combo	FX kN	FY kN	FZ kN	MX kN-m	MY kN-m	MZ kN-m	X m	Y m	Z m
D	0	0	406.662	728.9378	-1667.3142	0	0	0	0
L	0	0	39.36	-47.3513	-161.376	0	0	0	0
LR	0	0	33.62	137.843	-137.842	0	0	0	0
EX Max	387.969	0	0	0	1265.7439	1840.023	0	0	0
EY Max	0	388.5912	0	1266.9216	0	1593.2237	0	0	0
DISX Max	143.4796	0	0	0	468.1006	680.4819	0	0	0
DISY Max	0	143.7047	0	468.5196	0	589.1892	0	0	0
W	0	0	0	0	0	0	0	0	0
G	0	0	86.92	252.0102	-356.372	0	0	0	0
DERUX Max	59.8783	0	0	0	195.3842	246.4616	0	0	0
DERUY Max	0	68.052	0	221.8697	0	279.0134	0	0	0
COMB1	0	0	569.3268	1020.5129	-2334.2399	0	0	0	0
COMB2	0	0	567.7804	867.8847	-2327.8996	0	0	0	0
COMB3	0	0	581.1464	1047.9227	-2382.7002	0	0	0	0
COMB4	0	0	544.1644	896.2955	-2231.074	0	0	0	0
COMB5 Max	143.4796	43.1114	527.3544	967.9299	-1694.0525	857.2386	0	0	0
COMB5 Min	-143.4796	-43.1114	527.3544	686.8181	-2630.2536	-857.2386	0	0	0
COMB6 Max	43.0439	143.7047	527.3544	1295.8936	-2021.7229	793.3338	0	0	0
COMB6 Min	-43.0439	-143.7047	527.3544	358.8544	-2302.5832	-793.3338	0	0	0
COMB7 Max	43.0439	143.7047	365.9958	1124.5636	-1360.1526	793.3338	0	0	0
COMB7 Min	-43.0439	-143.7047	365.9958	187.5244	-1641.0129	-793.3338	0	0	0
COMB8 Max	143.4796	43.1114	365.9958	796.5999	-1032.4822	857.2386	0	0	0
COMB8 Min	-143.4796	-43.1114	365.9958	515.4881	-1968.6833	-857.2386	0	0	0
ENVE Max	143.4796	143.7047	581.1464	1295.8936	-1032.4822	857.2386	0	0	0
ENVE Min	-143.4796	-143.7047	365.9958	187.5244	-2630.2536	-857.2386	0	0	0
CIM01	0	0	406.662	728.9378	-1667.3142	0	0	0	0
CIM02	0	0	446.022	681.5864	-1828.6902	0	0	0	0
CIM03	0	0	440.282	866.7807	-1805.1562	0	0	0	0
CIM04	0	0	461.397	796.8065	-1891.7277	0	0	0	0
CIM05 Max	100.4358	30.178	406.662	827.3269	-1339.6438	600.0671	0	0	0
CIM05 Min	-100.4358	-30.178	406.662	630.5487	-1994.9846	-600.0671	0	0	0
CIM06 Max	30.1307	100.5933	406.662	1056.9015	-1569.0131	555.3337	0	0	0
CIM06 Min	-30.1307	-100.5933	406.662	400.9741	-1765.6153	-555.3337	0	0	0
CIM07 Max	76.0442	22.9928	461.397	871.7696	-1643.6344	454.9257	0	0	0
CIM07 Min	-76.0442	-22.9928	461.397	721.8434	-2139.821	-454.9257	0	0	0
CIM08 Max	22.9567	76.1635	461.397	1045.1219	-1816.8316	421.1474	0	0	0
CIM08 Min	-22.9567	-76.1635	461.397	548.4911	-1966.6238	-421.1474	0	0	0
DER01	0	0	569.3268	1020.5129	-2334.2399	0	0	0	0
DER02	0	0	567.7804	867.8847	-2327.8996	0	0	0	0
DER03	0	0	581.1464	1047.9227	-2382.7002	0	0	0	0
DER04	0	0	544.1644	896.2955	-2231.074	0	0	0	0
DER05 Max	387.969	0	527.3544	827.374	-896.4091	1840.023	0	0	0
DER05 Min	-387.969	0	527.3544	827.374	-3427.897	-1840.023	0	0	0
DER06 Max	0	388.5912	527.3544	2094.2956	-2162.153	1593.2237	0	0	0
DER06 Min	0	-388.5912	527.3544	-439.5476	-2162.153	-1593.2237	0	0	0
DER07 Max	387.969	0	365.9958	656.044	-234.8389	1840.023	0	0	0
DER07 Min	-387.969	0	365.9958	656.044	-2766.3267	-1840.023	0	0	0
DER08 Max	0	388.5912	365.9958	1922.9656	-1500.5828	1593.2237	0	0	0
DER08 Min	0	-388.5912	365.9958	-610.8775	-1500.5828	-1593.2237	0	0	0
DERUD01	0	0	569.3268	1020.5129	-2334.2399	0	0	0	0
DERUD02	0	0	567.7804	867.8847	-2327.8996	0	0	0	0
DERUD03	0	0	581.1464	1047.9227	-2382.7002	0	0	0	0
DERUD04	0	0	544.1644	896.2955	-2231.074	0	0	0	0
DERUD05 Max	59.8783	0	527.3544	827.374	-1966.7689	246.4616	0	0	0

Load Case/Combo	FX kN	FY kN	FZ kN	MX kN-m	MY kN-m	MZ kN-m	X m	Y m	Z m
DERUD05 Min	-59.8783	0	527.3544	827.374	-2357.5372	-246.4616	0	0	0
DERUD06 Max	0	68.052	527.3544	1049.2437	-2162.153	279.0134	0	0	0
DERUD06 Min	0	-68.052	527.3544	605.5043	-2162.153	-279.0134	0	0	0
DERUD07 Max	59.8783	0	365.9958	656.044	-1305.1986	246.4616	0	0	0
DERUD07 Min	-59.8783	0	365.9958	656.044	-1695.967	-246.4616	0	0	0
DERUD08 Max	0	68.052	365.9958	877.9137	-1500.5828	279.0134	0	0	0
DERUD08 Min	0	-68.052	365.9958	434.1743	-1500.5828	-279.0134	0	0	0
VIG01 Max	286.9593	86.2228	527.3544	1108.4858	-1225.9519	1714.4773	0	0	0
VIG01 Min	-286.9593	-86.2228	527.3544	546.2622	-3098.3542	-1714.4773	0	0	0
VIG02 Max	86.0878	287.4094	527.3544	1764.4132	-1881.2927	1586.6676	0	0	0
VIG02 Min	-86.0878	-287.4094	527.3544	-109.6652	-2443.0134	-1586.6676	0	0	0
VIG03 Max	286.9593	86.2228	365.9958	937.1558	-564.3817	1714.4773	0	0	0
VIG03 Min	-286.9593	-86.2228	365.9958	374.9322	-2436.7839	-1714.4773	0	0	0
VIG04 Max	86.0878	287.4094	365.9958	1593.0832	-1219.7224	1586.6676	0	0	0
VIG04 Min	-86.0878	-287.4094	365.9958	-280.9952	-1781.4431	-1586.6676	0	0	0
COL1 Max	430.4389	129.3342	527.3544	1249.0416	-757.8513	2571.7159	0	0	0
COL1 Min	-430.4389	-129.3342	527.3544	405.7064	-3566.4547	-2571.7159	0	0	0
COL2 Max	129.1317	431.1141	527.3544	2232.9328	-1740.8625	2380.0014	0	0	0
COL2 Min	-129.1317	-431.1141	527.3544	-578.1848	-2583.4435	-2380.0014	0	0	0
COL3 Max	430.4389	129.3342	365.9958	1077.7117	-96.2811	2571.7159	0	0	0
COL3 Min	-430.4389	-129.3342	365.9958	234.3764	-2904.8845	-2571.7159	0	0	0
COL4 Max	129.1317	431.1141	365.9958	2061.6028	-1079.2923	2380.0014	0	0	0
COL4 Min	-129.1317	-431.1141	365.9958	-749.5148	-1921.8733	-2380.0014	0	0	0
CIM09 Max	100.4358	30.178	243.9972	535.7518	-672.7181	600.0671	0	0	0
CIM09 Min	-100.4358	-30.178	243.9972	338.9736	-1328.0589	-600.0671	0	0	0
CIM10 Max	30.1307	100.5933	243.9972	765.3264	-902.0874	555.3337	0	0	0
CIM10 Min	-30.1307	-100.5933	243.9972	109.3989	-1098.6896	-555.3337	0	0	0
CIM11	0	0	493.582	980.948	-2023.6862	0	0	0	0
CIM12	0	0	501.372	882.432	-2055.6252	0	0	0	0
CIM13 Max	76.0442	22.9928	501.372	957.3951	-1807.5319	454.9257	0	0	0
CIM13 Min	-76.0442	-22.9928	501.372	807.4688	-2303.7185	-454.9257	0	0	0
CIM14 Max	22.9567	76.1635	501.372	1130.7474	-1980.7291	421.1474	0	0	0
CIM14 Min	-22.9567	-76.1635	501.372	634.1166	-2130.5213	-421.1474	0	0	0
CIM15	0	0	243.9972	437.3627	-1000.3885	0	0	0	0
COMB9	0	0	594.4304	924.9683	-2437.1646	0	0	0	0
COMB10	0	0	666.4264	1230.5904	-2732.3482	0	0	0	0
COMB11	0	0	570.8144	953.3791	-2340.339	0	0	0	0
DER09	0	0	594.4304	924.9683	-2437.1646	0	0	0	0
DERUD09	0	0	594.4304	924.9683	-2437.1646	0	0	0	0
DER10	0	0	666.4264	1230.5904	-2732.3482	0	0	0	0
DERUD10	0	0	666.4264	1230.5904	-2732.3482	0	0	0	0
DER11	0	0	570.8144	953.3791	-2340.339	0	0	0	0
DERUD11	0	0	570.8144	953.3791	-2340.339	0	0	0	0

Table 5.2 - Centers of Mass and Rigidity

Story	Diaphragm	Mass X kg	Mass Y kg	XCM m	YCM m	Cumulative X kg	Cumulative Y kg	XCCM m	YCCM m	XCR m	YCR m
N1	D1	29882.02	29882.02	4.1	-0.7209	29882.02	29882.02	4.1	-0.7209	4.1	3.2834

Table 5.3 - Diaphragm Center of Mass Displacements

Story	Diaphragm	Load Case/Combo	UX mm	UY mm	RZ rad	Point	X m	Y m	Z m
N1	D1	D	0	-1.2	0	1	4.1	-0.7209	3.25
N1	D1	L	0	-0.3	0	1	4.1	-0.7209	3.25
N1	D1	LR	0	0.004378	0	1	4.1	-0.7209	3.25
N1	D1	EX Max	16.6	0	0.00173	1	4.1	-0.7209	3.25
N1	D1	EY Max	0	10.5	0	1	4.1	-0.7209	3.25
N1	D1	DISX Max	6.1	0	0.00064	1	4.1	-0.7209	3.25
N1	D1	DISY Max	0	3.9	0	1	4.1	-0.7209	3.25

Story	Diaphragm	Load Case/Combo	UX mm	UY mm	RZ rad	Point	X m	Y m	Z m
N1	D1	W	0	0	0	1	4.1	-0.7209	3.25
N1	D1	G	0	-0.1	0	1	4.1	-0.7209	3.25
N1	D1	DERUX Max	2.7	0	0.000271	1	4.1	-0.7209	3.25
N1	D1	DERUY Max	0	1.8	0	1	4.1	-0.7209	3.25
N1	D1	COMB1	0	-1.7	0	1	4.1	-0.7209	3.25
N1	D1	COMB2	0	-2	0	1	4.1	-0.7209	3.25
N1	D1	COMB3	0	-1.8	0	1	4.1	-0.7209	3.25
N1	D1	COMB4	0	-1.8	0	1	4.1	-0.7209	3.25
N1	D1	COMB5 Max	6.1	-0.6	0.00064	1	4.1	-0.7209	3.25
N1	D1	COMB5 Min	-6.1	-3	-0.00064	1	4.1	-0.7209	3.25
N1	D1	COMB6 Max	1.8	2.1	0.000192	1	4.1	-0.7209	3.25
N1	D1	COMB6 Min	-1.8	-5.7	-0.000192	1	4.1	-0.7209	3.25
N1	D1	COMB7 Max	1.8	2.8	0.000192	1	4.1	-0.7209	3.25
N1	D1	COMB7 Min	-1.8	-5	-0.000192	1	4.1	-0.7209	3.25
N1	D1	COMB8 Max	6.1	0.04597	0.00064	1	4.1	-0.7209	3.25
N1	D1	COMB8 Min	-6.1	-2.3	-0.00064	1	4.1	-0.7209	3.25
N1	D1	ENVE Max	6.1	2.8	0.00064	1	4.1	-0.7209	3.25
N1	D1	ENVE Min	-6.1	-5.7	-0.00064	1	4.1	-0.7209	3.25
N1	D1	CIM01	0	-1.2	0	1	4.1	-0.7209	3.25
N1	D1	CIM02	0	-1.6	0	1	4.1	-0.7209	3.25
N1	D1	CIM03	0	-1.2	0	1	4.1	-0.7209	3.25
N1	D1	CIM04	0	-1.5	0	1	4.1	-0.7209	3.25
N1	D1	CIM05 Max	4.3	-0.4	0.000448	1	4.1	-0.7209	3.25
N1	D1	CIM05 Min	-4.3	-2.1	-0.000448	1	4.1	-0.7209	3.25
N1	D1	CIM06 Max	1.3	1.5	0.000134	1	4.1	-0.7209	3.25
N1	D1	CIM06 Min	-1.3	-4	-0.000134	1	4.1	-0.7209	3.25
N1	D1	CIM07 Max	3.3	-0.9	0.000339	1	4.1	-0.7209	3.25
N1	D1	CIM07 Min	-3.3	-2.1	-0.000339	1	4.1	-0.7209	3.25
N1	D1	CIM08 Max	1	0.6	0.000102	1	4.1	-0.7209	3.25
N1	D1	CIM08 Min	-1	-3.5	-0.000102	1	4.1	-0.7209	3.25
N1	D1	DER01	0	-1.7	0	1	4.1	-0.7209	3.25
N1	D1	DER02	0	-2	0	1	4.1	-0.7209	3.25
N1	D1	DER03	0	-1.8	0	1	4.1	-0.7209	3.25
N1	D1	DER04	0	-1.8	0	1	4.1	-0.7209	3.25
N1	D1	DER05 Max	16.6	-1.8	0.00173	1	4.1	-0.7209	3.25
N1	D1	DER05 Min	-16.6	-1.8	-0.00173	1	4.1	-0.7209	3.25
N1	D1	DER06 Max	0	8.7	0	1	4.1	-0.7209	3.25
N1	D1	DER06 Min	0	-12.3	0	1	4.1	-0.7209	3.25
N1	D1	DER07 Max	16.6	-1.1	0.00173	1	4.1	-0.7209	3.25
N1	D1	DER07 Min	-16.6	-1.1	-0.00173	1	4.1	-0.7209	3.25
N1	D1	DER08 Max	0	9.4	0	1	4.1	-0.7209	3.25
N1	D1	DER08 Min	0	-11.6	0	1	4.1	-0.7209	3.25
N1	D1	DERUD01	0	-1.7	0	1	4.1	-0.7209	3.25
N1	D1	DERUD02	0	-2	0	1	4.1	-0.7209	3.25
N1	D1	DERUD03	0	-1.8	0	1	4.1	-0.7209	3.25
N1	D1	DERUD04	0	-1.8	0	1	4.1	-0.7209	3.25
N1	D1	DERUD05 Max	2.7	-1.8	0.000271	1	4.1	-0.7209	3.25
N1	D1	DERUD05 Min	-2.7	-1.8	-0.000271	1	4.1	-0.7209	3.25
N1	D1	DERUD06 Max	0	0.0323	0	1	4.1	-0.7209	3.25
N1	D1	DERUD06 Min	0	-3.6	0	1	4.1	-0.7209	3.25
N1	D1	DERUD07 Max	2.7	-1.1	0.000271	1	4.1	-0.7209	3.25
N1	D1	DERUD07 Min	-2.7	-1.1	-0.000271	1	4.1	-0.7209	3.25
N1	D1	DERUD08 Max	0	0.7	0	1	4.1	-0.7209	3.25
N1	D1	DERUD08 Min	0	-3	0	1	4.1	-0.7209	3.25
N1	D1	VIG01 Max	12.3	0.5	0.00128	1	4.1	-0.7209	3.25
N1	D1	VIG01 Min	-12.3	-4.1	-0.00128	1	4.1	-0.7209	3.25
N1	D1	VIG02 Max	3.7	6	0.000384	1	4.1	-0.7209	3.25
N1	D1	VIG02 Min	-3.7	-9.6	-0.000384	1	4.1	-0.7209	3.25
N1	D1	VIG03 Max	12.3	1.2	0.00128	1	4.1	-0.7209	3.25
N1	D1	VIG03 Min	-12.3	-3.4	-0.00128	1	4.1	-0.7209	3.25

Story	Diaphragm	Load Case/Combo	UX mm	UY mm	RZ rad	Point	X m	Y m	Z m
N1	D1	VIG04 Max	3.7	6.6	0.000384	1	4.1	-0.7209	3.25
N1	D1	VIG04 Min	-3.7	-8.9	-0.000384	1	4.1	-0.7209	3.25
N1	D1	COL1 Max	18.4	1.7	0.001919	1	4.1	-0.7209	3.25
N1	D1	COL1 Min	-18.4	-5.3	-0.001919	1	4.1	-0.7209	3.25
N1	D1	COL2 Max	5.5	9.8	0.000576	1	4.1	-0.7209	3.25
N1	D1	COL2 Min	-5.5	-13.4	-0.000576	1	4.1	-0.7209	3.25
N1	D1	COL3 Max	18.4	2.4	0.001919	1	4.1	-0.7209	3.25
N1	D1	COL3 Min	-18.4	-4.6	-0.001919	1	4.1	-0.7209	3.25
N1	D1	COL4 Max	5.5	10.5	0.000576	1	4.1	-0.7209	3.25
N1	D1	COL4 Min	-5.5	-12.8	-0.000576	1	4.1	-0.7209	3.25
N1	D1	CIM09 Max	4.3	0.1	0.000448	1	4.1	-0.7209	3.25
N1	D1	CIM09 Min	-4.3	-1.6	-0.000448	1	4.1	-0.7209	3.25
N1	D1	CIM10 Max	1.3	2	0.000134	1	4.1	-0.7209	3.25
N1	D1	CIM10 Min	-1.3	-3.5	-0.000134	1	4.1	-0.7209	3.25
N1	D1	CIM11	0	-1.4	0	1	4.1	-0.7209	3.25
N1	D1	CIM12	0	-1.6	0	1	4.1	-0.7209	3.25
N1	D1	CIM13 Max	3.3	-1	0.000339	1	4.1	-0.7209	3.25
N1	D1	CIM13 Min	-3.3	-2.2	-0.000339	1	4.1	-0.7209	3.25
N1	D1	CIM14 Max	1	0.5	0.000102	1	4.1	-0.7209	3.25
N1	D1	CIM14 Min	-1	-3.6	-0.000102	1	4.1	-0.7209	3.25
N1	D1	CIM15	0	-0.7	0	1	4.1	-0.7209	3.25
N1	D1	COMB9	0	-2.1	0	1	4.1	-0.7209	3.25
N1	D1	COMB10	0	-2	0	1	4.1	-0.7209	3.25
N1	D1	COMB11	0	-1.9	0	1	4.1	-0.7209	3.25
N1	D1	DER09	0	-2.1	0	1	4.1	-0.7209	3.25
N1	D1	DERUD09	0	-2.1	0	1	4.1	-0.7209	3.25
N1	D1	DER10	0	-2	0	1	4.1	-0.7209	3.25
N1	D1	DERUD10	0	-2	0	1	4.1	-0.7209	3.25
N1	D1	DER11	0	-1.9	0	1	4.1	-0.7209	3.25
N1	D1	DERUD11	0	-1.9	0	1	4.1	-0.7209	3.25

5.2 Story Results

Table 5.4 - Story Max/Avg Displacements

Story	Load Case/Combo	Direction	Maximum mm	Average mm	Ratio
N1	D	Y	1.2	1.2	1
N1	L	Y	0.3	0.3	1
N1	LR	Y	0.004378	0.004378	1
N1	EX Max	X	15.6	15.6	1
N1	EX Max	Y	7.1	7.1	1
N1	EY Max	Y	10.5	10.5	1
N1	DISX Max	X	5.8	5.8	1
N1	DISX Max	Y	2.6	2.6	1
N1	DISY Max	Y	3.9	3.9	1
N1	G	Y	0.1	0.1	1
N1	DERUX Max	X	2.5	2.5	1
N1	DERUX Max	Y	1.1	1.1	1
N1	DERUY Max	Y	1.8	1.8	1
N1	COMB1	Y	1.7	1.7	1
N1	COMB2	Y	2	2	1
N1	COMB3	Y	1.8	1.8	1
N1	COMB4	Y	1.8	1.8	1
N1	COMB5 Max	X	5.8	5.8	1
N1	COMB5 Max	Y	2	2	1
N1	COMB5 Min	X	5.8	5.8	1
N1	COMB5 Min	Y	5.6	5.6	1
N1	COMB6 Max	X	1.7	1.7	1
N1	COMB6 Max	Y	2.9	2.9	1
N1	COMB6 Min	X	1.7	1.7	1
N1	COMB6 Min	Y	6.5	6.5	1

Story	Load Case/Combo	Direction	Maximum mm	Average mm	Ratio
N1	COMB7 Max	X	1.7	1.7	1
N1	COMB7 Max	Y	3.5	3.5	1
N1	COMB7 Min	X	1.7	1.7	1
N1	COMB7 Min	Y	5.8	5.8	1
N1	COMB8 Max	X	5.8	5.8	1
N1	COMB8 Max	Y	2.7	2.7	1
N1	COMB8 Min	X	5.8	5.8	1
N1	COMB8 Min	Y	4.9	4.9	1
N1	ENVE Max	X	5.8	5.8	1
N1	ENVE Max	Y	3.5	3.5	1
N1	ENVE Min	X	5.8	5.8	1
N1	ENVE Min	Y	6.5	6.5	1
N1	CIM01	Y	1.2	1.2	1
N1	CIM02	Y	1.6	1.6	1
N1	CIM03	Y	1.2	1.2	1
N1	CIM04	Y	1.5	1.5	1
N1	CIM05 Max	X	4	4	1
N1	CIM05 Max	Y	1.4	1.4	1
N1	CIM05 Min	X	4	4	1
N1	CIM05 Min	Y	3.9	3.9	1
N1	CIM06 Max	X	1.2	1.2	1
N1	CIM06 Max	Y	2	2	1
N1	CIM06 Min	X	1.2	1.2	1
N1	CIM06 Min	Y	4.5	4.5	1
N1	CIM07 Max	X	3	3	1
N1	CIM07 Max	Y	0.5	0.5	1
N1	CIM07 Min	X	3	3	1
N1	CIM07 Min	Y	3.5	3.5	1
N1	CIM08 Max	X	0.9	0.9	1
N1	CIM08 Max	Y	1	1	1
N1	CIM08 Min	X	0.9	0.9	1
N1	CIM08 Min	Y	4	4	1
N1	DER01	Y	1.7	1.7	1
N1	DER02	Y	2	2	1
N1	DER03	Y	1.8	1.8	1
N1	DER04	Y	1.8	1.8	1
N1	DER05 Max	X	15.6	15.6	1
N1	DER05 Max	Y	5.3	5.3	1
N1	DER05 Min	X	15.6	15.6	1
N1	DER05 Min	Y	8.9	8.9	1
N1	DER06 Max	Y	8.7	8.7	1
N1	DER06 Min	Y	12.3	12.3	1
N1	DER07 Max	X	15.6	15.6	1
N1	DER07 Max	Y	6	6	1
N1	DER07 Min	X	15.6	15.6	1
N1	DER07 Min	Y	8.2	8.2	1
N1	DER08 Max	Y	9.4	9.4	1
N1	DER08 Min	Y	11.6	11.6	1
N1	DERUD01	Y	1.7	1.7	1
N1	DERUD02	Y	2	2	1
N1	DERUD03	Y	1.8	1.8	1
N1	DERUD04	Y	1.8	1.8	1
N1	DERUD05 Max	X	2.5	2.5	1
N1	DERUD05 Max	Y	0.7	0.7	1
N1	DERUD05 Min	X	2.5	2.5	1
N1	DERUD05 Min	Y	2.9	2.9	1
N1	DERUD06 Max	Y	0.0323	0.0323	1
N1	DERUD06 Min	Y	3.6	3.6	1
N1	DERUD07 Max	X	2.5	2.5	1
N1	DERUD07 Min	X	2.5	2.5	1

Story	Load Case/Combo	Direction	Maximum mm	Average mm	Ratio
N1	DERUD07 Min	Y	2.2	2.2	1
N1	DERUD08 Max	Y	0.7	0.7	1
N1	DERUD08 Min	Y	3	3	1
N1	VIG01 Max	X	11.5	11.5	1
N1	VIG01 Max	Y	5.8	5.8	1
N1	VIG01 Min	X	11.5	11.5	1
N1	VIG01 Min	Y	9.4	9.4	1
N1	VIG02 Max	X	3.5	3.5	1
N1	VIG02 Max	Y	7.5	7.5	1
N1	VIG02 Min	X	3.5	3.5	1
N1	VIG02 Min	Y	11.1	11.1	1
N1	VIG03 Max	X	11.5	11.5	1
N1	VIG03 Max	Y	6.5	6.5	1
N1	VIG03 Min	X	11.5	11.5	1
N1	VIG03 Min	Y	8.7	8.7	1
N1	VIG04 Max	X	3.5	3.5	1
N1	VIG04 Max	Y	8.2	8.2	1
N1	VIG04 Min	X	3.5	3.5	1
N1	VIG04 Min	Y	10.5	10.5	1
N1	COL1 Max	X	17.3	17.3	1
N1	COL1 Max	Y	9.6	9.6	1
N1	COL1 Min	X	17.3	17.3	1
N1	COL1 Min	Y	13.2	13.2	1
N1	COL2 Max	X	5.2	5.2	1
N1	COL2 Max	Y	12.2	12.2	1
N1	COL2 Min	X	5.2	5.2	1
N1	COL2 Min	Y	15.8	15.8	1
N1	COL3 Max	X	17.3	17.3	1
N1	COL3 Max	Y	10.2	10.2	1
N1	COL3 Min	X	17.3	17.3	1
N1	COL3 Min	Y	12.5	12.5	1
N1	COL4 Max	X	5.2	5.2	1
N1	COL4 Max	Y	12.9	12.9	1
N1	COL4 Min	X	5.2	5.2	1
N1	COL4 Min	Y	15.1	15.1	1
N1	CIM09 Max	X	4	4	1
N1	CIM09 Max	Y	1.9	1.9	1
N1	CIM09 Min	X	4	4	1
N1	CIM09 Min	Y	3.4	3.4	1
N1	CIM10 Max	X	1.2	1.2	1
N1	CIM10 Max	Y	2.5	2.5	1
N1	CIM10 Min	X	1.2	1.2	1
N1	CIM10 Min	Y	4	4	1
N1	CIM11	Y	1.4	1.4	1
N1	CIM12	Y	1.6	1.6	1
N1	CIM13 Max	X	3	3	1
N1	CIM13 Max	Y	0.4	0.4	1
N1	CIM13 Min	X	3	3	1
N1	CIM13 Min	Y	3.6	3.6	1
N1	CIM14 Max	X	0.9	0.9	1
N1	CIM14 Max	Y	0.9	0.9	1
N1	CIM14 Min	X	0.9	0.9	1
N1	CIM14 Min	Y	4.1	4.1	1
N1	CIM15	Y	0.7	0.7	1
N1	COMB9	Y	2.1	2.1	1
N1	COMB10	Y	2	2	1
N1	COMB11	Y	1.9	1.9	1
N1	DER09	Y	2.1	2.1	1
N1	DERUD09	Y	2.1	2.1	1
N1	DER10	Y	2	2	1

Story	Load Case/Combo	Direction	Maximum mm	Average mm	Ratio
N1	DERUD10	Y	2	2	1
N1	DER11	Y	1.9	1.9	1
N1	DERUD11	Y	1.9	1.9	1

Table 5.5 - Story Drifts

Story	Load Case/Combo	Direction	Drift	Label	X m	Y m	Z m
N1	D	Y	0.000382	1	0	0	3.25
N1	L	Y	9.7E-05	1	0	0	3.25
N1	LR	Y	1E-06	1	0	0	3.25
N1	EX Max	X	0.004785	3	8.2	0	3.25
N1	EX Max	Y	0.002182	1	0	0	3.25
N1	EY Max	Y	0.003228	3	8.2	0	3.25
N1	DISX Max	X	0.00177	3	8.2	0	3.25
N1	DISX Max	Y	0.000807	1	0	0	3.25
N1	DISY Max	Y	0.001194	3	8.2	0	3.25
N1	G	Y	5E-05	2	0	8.2	3.25
N1	DERUX Max	X	0.000771	3	8.2	0	3.25
N1	DERUX Max	Y	0.000342	1	0	0	3.25
N1	DERUY Max	Y	0.000565	3	8.2	0	3.25
N1	COMB1	Y	0.000535	1	0	0	3.25
N1	COMB2	Y	0.000613	1	0	0	3.25
N1	COMB3	Y	0.000554	2	0	8.2	3.25
N1	COMB4	Y	0.000555	1	0	0	3.25
N1	COMB5 Max	X	0.00177	3	8.2	0	3.25
N1	COMB5 Max	Y	0.00061	1	0	0	3.25
N1	COMB5 Min	X	0.00177	3	8.2	0	3.25
N1	COMB5 Min	Y	0.001721	1	0	0	3.25
N1	COMB6 Max	X	0.000531	3	8.2	0	3.25
N1	COMB6 Max	Y	0.00088	1	0	0	3.25
N1	COMB6 Min	X	0.000531	3	8.2	0	3.25
N1	COMB6 Min	Y	0.001991	1	0	0	3.25
N1	COMB7 Max	X	0.000531	3	8.2	0	3.25
N1	COMB7 Max	Y	0.001092	1	0	0	3.25
N1	COMB7 Min	X	0.000531	3	8.2	0	3.25
N1	COMB7 Min	Y	0.00178	1	0	0	3.25
N1	COMB8 Max	X	0.00177	3	8.2	0	3.25
N1	COMB8 Max	Y	0.000821	1	0	0	3.25
N1	COMB8 Min	X	0.00177	3	8.2	0	3.25
N1	COMB8 Min	Y	0.001509	1	0	0	3.25
N1	ENVE Max	X	0.00177	3	8.2	0	3.25
N1	ENVE Max	Y	0.001092	1	0	0	3.25
N1	ENVE Min	X	0.00177	3	8.2	0	3.25
N1	ENVE Min	Y	0.001991	1	0	0	3.25
N1	CIM01	Y	0.000382	1	0	0	3.25
N1	CIM02	Y	0.000479	1	0	0	3.25
N1	CIM03	Y	0.000383	2	0	8.2	3.25
N1	CIM04	Y	0.000454	1	0	0	3.25
N1	CIM05 Max	X	0.001239	3	8.2	0	3.25
N1	CIM05 Max	Y	0.000433	1	0	0	3.25
N1	CIM05 Min	X	0.001239	3	8.2	0	3.25
N1	CIM05 Min	Y	0.001198	1	0	0	3.25
N1	CIM06 Max	X	0.000372	3	8.2	0	3.25
N1	CIM06 Max	Y	0.000623	1	0	0	3.25
N1	CIM06 Min	X	0.000372	3	8.2	0	3.25
N1	CIM06 Min	Y	0.001387	1	0	0	3.25
N1	CIM07 Max	X	0.000938	3	8.2	0	3.25
N1	CIM07 Max	Y	0.000165	1	0	0	3.25
N1	CIM07 Min	X	0.000938	3	8.2	0	3.25
N1	CIM07 Min	Y	0.001072	1	0	0	3.25

Story	Load Case/Combo	Direction	Drift	Label	X m	Y m	Z m
N1	CIM08 Max	X	0.000283	3	8.2	0	3.25
N1	CIM08 Max	Y	0.000308	3	8.2	0	3.25
N1	CIM08 Min	X	0.000283	3	8.2	0	3.25
N1	CIM08 Min	Y	0.001215	1	0	0	3.25
N1	DER01	Y	0.000535	1	0	0	3.25
N1	DER02	Y	0.000613	1	0	0	3.25
N1	DER03	Y	0.000554	2	0	8.2	3.25
N1	DER04	Y	0.000555	1	0	0	3.25
N1	DER05 Max	X	0.004785	3	8.2	0	3.25
N1	DER05 Max	Y	0.001627	1	0	0	3.25
N1	DER05 Min	X	0.004785	3	8.2	0	3.25
N1	DER05 Min	Y	0.002738	1	0	0	3.25
N1	DER06 Max	Y	0.002672	3	8.2	0	3.25
N1	DER06 Min	Y	0.003783	1	0	0	3.25
N1	DER07 Max	X	0.004785	3	8.2	0	3.25
N1	DER07 Max	Y	0.001838	1	0	0	3.25
N1	DER07 Min	X	0.004785	3	8.2	0	3.25
N1	DER07 Min	Y	0.002526	1	0	0	3.25
N1	DER08 Max	Y	0.002884	3	8.2	0	3.25
N1	DER08 Min	Y	0.003572	1	0	0	3.25
N1	DERUD01	Y	0.000535	1	0	0	3.25
N1	DERUD02	Y	0.000613	1	0	0	3.25
N1	DERUD03	Y	0.000554	2	0	8.2	3.25
N1	DERUD04	Y	0.000555	1	0	0	3.25
N1	DERUD05 Max	X	0.000771	3	8.2	0	3.25
N1	DERUD05 Max	Y	0.000214	4	8.2	8.2	3.25
N1	DERUD05 Min	X	0.000771	3	8.2	0	3.25
N1	DERUD05 Min	Y	0.000897	1	0	0	3.25
N1	DERUD06 Max	Y	1E-05	3	8.2	0	3.25
N1	DERUD06 Min	Y	0.001121	1	0	0	3.25
N1	DERUD07 Max	X	0.000771	3	8.2	0	3.25
N1	DERUD07 Min	X	0.000771	3	8.2	0	3.25
N1	DERUD07 Min	Y	0.000686	1	0	0	3.25
N1	DERUD08 Max	Y	0.000221	3	8.2	0	3.25
N1	DERUD08 Min	Y	0.000909	1	0	0	3.25
N1	VIG01 Max	X	0.003539	3	8.2	0	3.25
N1	VIG01 Max	Y	0.001775	1	0	0	3.25
N1	VIG01 Min	X	0.003539	3	8.2	0	3.25
N1	VIG01 Min	Y	0.002886	1	0	0	3.25
N1	VIG02 Max	X	0.001062	3	8.2	0	3.25
N1	VIG02 Max	Y	0.002316	1	0	0	3.25
N1	VIG02 Min	X	0.001062	3	8.2	0	3.25
N1	VIG02 Min	Y	0.003427	1	0	0	3.25
N1	VIG03 Max	X	0.003539	3	8.2	0	3.25
N1	VIG03 Max	Y	0.001986	1	0	0	3.25
N1	VIG03 Min	X	0.003539	3	8.2	0	3.25
N1	VIG03 Min	Y	0.002674	1	0	0	3.25
N1	VIG04 Max	X	0.001062	3	8.2	0	3.25
N1	VIG04 Max	Y	0.002528	1	0	0	3.25
N1	VIG04 Min	X	0.001062	3	8.2	0	3.25
N1	VIG04 Min	Y	0.003216	1	0	0	3.25
N1	COL1 Max	X	0.005309	3	8.2	0	3.25
N1	COL1 Max	Y	0.00294	1	0	0	3.25
N1	COL1 Min	X	0.005309	3	8.2	0	3.25
N1	COL1 Min	Y	0.004051	1	0	0	3.25
N1	COL2 Max	X	0.001593	3	8.2	0	3.25
N1	COL2 Max	Y	0.003752	1	0	0	3.25
N1	COL2 Min	X	0.001593	3	8.2	0	3.25
N1	COL2 Min	Y	0.004863	1	0	0	3.25
N1	COL3 Max	X	0.005309	3	8.2	0	3.25

Story	Load Case/Combo	Direction	Drift	Label	X m	Y m	Z m
N1	COL3 Max	Y	0.003152	1	0	0	3.25
N1	COL3 Min	X	0.005309	3	8.2	0	3.25
N1	COL3 Min	Y	0.00384	1	0	0	3.25
N1	COL4 Max	X	0.001593	3	8.2	0	3.25
N1	COL4 Max	Y	0.003963	1	0	0	3.25
N1	COL4 Min	X	0.001593	3	8.2	0	3.25
N1	COL4 Min	Y	0.004651	1	0	0	3.25
N1	CIM09 Max	X	0.001239	3	8.2	0	3.25
N1	CIM09 Max	Y	0.000586	1	0	0	3.25
N1	CIM09 Min	X	0.001239	3	8.2	0	3.25
N1	CIM09 Min	Y	0.001045	1	0	0	3.25
N1	CIM10 Max	X	0.000372	3	8.2	0	3.25
N1	CIM10 Max	Y	0.000776	1	0	0	3.25
N1	CIM10 Min	X	0.000372	3	8.2	0	3.25
N1	CIM10 Min	Y	0.001234	1	0	0	3.25
N1	CIM11	Y	0.000431	2	0	8.2	3.25
N1	CIM12	Y	0.000489	2	0	8.2	3.25
N1	CIM13 Max	X	0.000938	3	8.2	0	3.25
N1	CIM13 Max	Y	0.00013	1	0	0	3.25
N1	CIM13 Min	X	0.000938	3	8.2	0	3.25
N1	CIM13 Min	Y	0.001108	1	0	0	3.25
N1	CIM14 Max	X	0.000283	3	8.2	0	3.25
N1	CIM14 Max	Y	0.000273	3	8.2	0	3.25
N1	CIM14 Min	X	0.000283	3	8.2	0	3.25
N1	CIM14 Min	Y	0.001251	1	0	0	3.25
N1	CIM15	Y	0.000229	1	0	0	3.25
N1	COMB9	Y	0.000636	1	0	0	3.25
N1	COMB10	Y	0.000631	2	0	8.2	3.25
N1	COMB11	Y	0.000578	1	0	0	3.25
N1	DER09	Y	0.000636	1	0	0	3.25
N1	DERUD09	Y	0.000636	1	0	0	3.25
N1	DER10	Y	0.000631	2	0	8.2	3.25
N1	DERUD10	Y	0.000631	2	0	8.2	3.25
N1	DER11	Y	0.000578	1	0	0	3.25
N1	DERUD11	Y	0.000578	1	0	0	3.25

Table 5.6 - Story Forces

Story	Load Case/Combo	Location	P kN	VX kN	VY kN	T kN-m	MX kN-m	MY kN-m
N1	D	Top	357.6572	0	0	0	528.4926	-1466.3945
N1	D	Bottom	406.662	0	0	0	728.9378	-1667.3142
N1	L	Top	39.36	0	0	0	-47.232	-161.376
N1	L	Bottom	39.36	0	0	0	-47.3513	-161.376
N1	LR	Top	33.62	0	0	0	137.842	-137.842
N1	LR	Bottom	33.62	0	0	0	137.843	-137.842
N1	EX Max	Top	0	387.969	0	1840.023	0	0.0004
N1	EX Max	Bottom	0	387.969	0	1840.023	0	1265.7439
N1	EY Max	Top	0	0	388.5912	1593.2237	0.0001	0
N1	EY Max	Bottom	0	0	388.5912	1593.2237	1266.9216	0
N1	DISX Max	Top	0	143.4796	0	680.4819	0	0.0002
N1	DISX Max	Bottom	0	143.4796	0	680.4819	0	468.1006
N1	DISY Max	Top	0	0	143.7047	589.1892	4.317E-05	0
N1	DISY Max	Bottom	0	0	143.7047	589.1892	468.5196	0
N1	W	Top	0	0	0	0	0	0
N1	W	Bottom	0	0	0	0	0	0
N1	G	Top	86.92	0	0	0	252.068	-356.372
N1	G	Bottom	86.92	0	0	0	252.0102	-356.372
N1	DERUX Max	Top	0	59.8783	0	246.4616	0	0.0001
N1	DERUX Max	Bottom	0	59.8783	0	246.4616	0	195.3842
N1	DERUY Max	Top	0	0	68.052	279.0134	2.044E-05	0

Story	Load Case/Combo	Location	P kN	VX kN	VY kN	T kN-m	MX kN-m	MY kN-m
N1	DERUY Max	Bottom	0	0	68.052	279.0134	221.8697	0
N1	COMB1	Top	500.7201	0	0	0	739.8896	-2052.9523
N1	COMB1	Bottom	569.3268	0	0	0	1020.5129	-2334.2399
N1	COMB2	Top	508.9746	0	0	0	627.5409	-2086.796
N1	COMB2	Bottom	567.7804	0	0	0	867.8847	-2327.8996
N1	COMB3	Top	522.3406	0	0	0	807.5063	-2141.5966
N1	COMB3	Bottom	581.1464	0	0	0	1047.9227	-2382.7002
N1	COMB4	Top	485.3586	0	0	0	655.8801	-1989.9704
N1	COMB4	Bottom	544.1644	0	0	0	896.2955	-2231.074
N1	COMB5 Max	Top	468.5486	143.4796	43.1114	857.2386	586.9591	-1921.0493
N1	COMB5 Max	Bottom	527.3544	143.4796	43.1114	857.2386	967.9299	-1694.0525
N1	COMB5 Min	Top	468.5486	-143.4796	-43.1114	-857.2386	586.9591	-1921.0496
N1	COMB5 Min	Bottom	527.3544	-143.4796	-43.1114	-857.2386	686.8181	-2630.2536
N1	COMB6 Max	Top	468.5486	43.0439	143.7047	793.3338	586.9592	-1921.0494
N1	COMB6 Max	Bottom	527.3544	43.0439	143.7047	793.3338	1295.8936	-2021.7229
N1	COMB6 Min	Top	468.5486	-43.0439	-143.7047	-793.3338	586.9591	-1921.0495
N1	COMB6 Min	Bottom	527.3544	-43.0439	-143.7047	-793.3338	358.8544	-2302.5832
N1	COMB7 Max	Top	321.8915	43.0439	143.7047	793.3338	475.6433	-1319.755
N1	COMB7 Max	Bottom	365.9958	43.0439	143.7047	793.3338	1124.5636	-1360.1526
N1	COMB7 Min	Top	321.8915	-43.0439	-143.7047	-793.3338	475.6433	-1319.7551
N1	COMB7 Min	Bottom	365.9958	-43.0439	-143.7047	-793.3338	187.5244	-1641.0129
N1	COMB8 Max	Top	321.8915	143.4796	43.1114	857.2386	475.6433	-1319.7549
N1	COMB8 Max	Bottom	365.9958	143.4796	43.1114	857.2386	796.5999	-1032.4822
N1	COMB8 Min	Top	321.8915	-143.4796	-43.1114	-857.2386	475.6433	-1319.7552
N1	COMB8 Min	Bottom	365.9958	-143.4796	-43.1114	-857.2386	515.4881	-1968.6833
N1	ENVE Max	Top	522.3406	143.4796	143.7047	857.2386	807.5063	-1319.7549
N1	ENVE Max	Bottom	581.1464	143.4796	143.7047	857.2386	1295.8936	-1032.4822
N1	ENVE Min	Top	321.8915	-143.4796	-143.7047	-857.2386	475.6433	-2141.5966
N1	ENVE Min	Bottom	365.9958	-143.4796	-143.7047	-857.2386	187.5244	-2630.2536
N1	CIM01	Top	357.6572	0	0	0	528.4926	-1466.3945
N1	CIM01	Bottom	406.662	0	0	0	728.9378	-1667.3142
N1	CIM02	Top	397.0172	0	0	0	481.2606	-1627.7705
N1	CIM02	Bottom	446.022	0	0	0	681.5864	-1828.6902
N1	CIM03	Top	391.2772	0	0	0	666.3346	-1604.2365
N1	CIM03	Bottom	440.282	0	0	0	866.7807	-1805.1562
N1	CIM04	Top	412.3922	0	0	0	596.4501	-1690.808
N1	CIM04	Bottom	461.397	0	0	0	796.8065	-1891.7277
N1	CIM05 Max	Top	357.6572	100.4358	30.178	600.0671	528.4926	-1466.3944
N1	CIM05 Max	Bottom	406.662	100.4358	30.178	600.0671	827.3269	-1339.6438
N1	CIM05 Min	Top	357.6572	-100.4358	-30.178	-600.0671	528.4926	-1466.3946
N1	CIM05 Min	Bottom	406.662	-100.4358	-30.178	-600.0671	630.5487	-1994.9846
N1	CIM06 Max	Top	357.6572	30.1307	100.5933	555.3337	528.4926	-1466.3945
N1	CIM06 Max	Bottom	406.662	30.1307	100.5933	555.3337	1056.9015	-1569.0131
N1	CIM06 Min	Top	357.6572	-30.1307	-100.5933	-555.3337	528.4925	-1466.3946
N1	CIM06 Min	Bottom	406.662	-30.1307	-100.5933	-555.3337	400.9741	-1765.6153
N1	CIM07 Max	Top	412.3922	76.0442	22.9928	454.9257	596.4501	-1690.8079
N1	CIM07 Max	Bottom	461.397	76.0442	22.9928	454.9257	871.7696	-1643.6344
N1	CIM07 Min	Top	412.3922	-76.0442	-22.9928	-454.9257	596.4501	-1690.8081
N1	CIM07 Min	Bottom	461.397	-76.0442	-22.9928	-454.9257	721.8434	-2139.821
N1	CIM08 Max	Top	412.3922	22.9567	76.1635	421.1474	596.4501	-1690.808
N1	CIM08 Max	Bottom	461.397	22.9567	76.1635	421.1474	1045.1219	-1816.8316
N1	CIM08 Min	Top	412.3922	-22.9567	-76.1635	-421.1474	596.4501	-1690.808
N1	CIM08 Min	Bottom	461.397	-22.9567	-76.1635	-421.1474	548.4911	-1966.6238
N1	DER01	Top	500.7201	0	0	0	739.8896	-2052.9523
N1	DER01	Bottom	569.3268	0	0	0	1020.5129	-2334.2399
N1	DER02	Top	508.9746	0	0	0	627.5409	-2086.796
N1	DER02	Bottom	567.7804	0	0	0	867.8847	-2327.8996
N1	DER03	Top	522.3406	0	0	0	807.5063	-2141.5966
N1	DER03	Bottom	581.1464	0	0	0	1047.9227	-2382.7002
N1	DER04	Top	485.3586	0	0	0	655.8801	-1989.9704

Story	Load Case/Combo	Location	P kN	VX kN	VY kN	T kN-m	MX kN-m	MY kN-m
N1	DER04	Bottom	544.1644	0	0	0	896.2955	-2231.074
N1	DER05 Max	Top	468.5486	387.969	0	1840.023	586.9591	-1921.049
N1	DER05 Max	Bottom	527.3544	387.969	0	1840.023	827.374	-896.4091
N1	DER05 Min	Top	468.5486	-387.969	0	-1840.023	586.9591	-1921.0499
N1	DER05 Min	Bottom	527.3544	-387.969	0	-1840.023	827.374	-3427.897
N1	DER06 Max	Top	468.5486	0	388.5912	1593.2237	586.9592	-1921.0494
N1	DER06 Max	Bottom	527.3544	0	388.5912	1593.2237	2094.2956	-2162.153
N1	DER06 Min	Top	468.5486	0	-388.5912	-1593.2237	586.959	-1921.0494
N1	DER06 Min	Bottom	527.3544	0	-388.5912	-1593.2237	-439.5476	-2162.153
N1	DER07 Max	Top	321.8915	387.969	0	1840.023	475.6433	-1319.7546
N1	DER07 Max	Bottom	365.9958	387.969	0	1840.023	656.044	-234.8389
N1	DER07 Min	Top	321.8915	-387.969	0	-1840.023	475.6433	-1319.7555
N1	DER07 Min	Bottom	365.9958	-387.969	0	-1840.023	656.044	-2766.3267
N1	DER08 Max	Top	321.8915	0	388.5912	1593.2237	475.6434	-1319.7551
N1	DER08 Max	Bottom	365.9958	0	388.5912	1593.2237	1922.9656	-1500.5828
N1	DER08 Min	Top	321.8915	0	-388.5912	-1593.2237	475.6432	-1319.7551
N1	DER08 Min	Bottom	365.9958	0	-388.5912	-1593.2237	-610.8775	-1500.5828
N1	DERUD01	Top	500.7201	0	0	0	739.8896	-2052.9523
N1	DERUD01	Bottom	569.3268	0	0	0	1020.5129	-2334.2399
N1	DERUD02	Top	508.9746	0	0	0	627.5409	-2086.796
N1	DERUD02	Bottom	567.7804	0	0	0	867.8847	-2327.8996
N1	DERUD03	Top	522.3406	0	0	0	807.5063	-2141.5966
N1	DERUD03	Bottom	581.1464	0	0	0	1047.9227	-2382.7002
N1	DERUD04	Top	485.3586	0	0	0	655.8801	-1989.9704
N1	DERUD04	Bottom	544.1644	0	0	0	896.2955	-2231.074
N1	DERUD05 Max	Top	468.5486	59.8783	0	246.4616	586.9591	-1921.0494
N1	DERUD05 Max	Bottom	527.3544	59.8783	0	246.4616	827.374	-1966.7689
N1	DERUD05 Min	Top	468.5486	-59.8783	0	-246.4616	586.9591	-1921.0495
N1	DERUD05 Min	Bottom	527.3544	-59.8783	0	-246.4616	827.374	-2357.5372
N1	DERUD06 Max	Top	468.5486	0	68.052	279.0134	586.9591	-1921.0494
N1	DERUD06 Max	Bottom	527.3544	0	68.052	279.0134	1049.2437	-2162.153
N1	DERUD06 Min	Top	468.5486	0	-68.052	-279.0134	586.9591	-1921.0494
N1	DERUD06 Min	Bottom	527.3544	0	-68.052	-279.0134	605.5043	-2162.153
N1	DERUD07 Max	Top	321.8915	59.8783	0	246.4616	475.6433	-1319.755
N1	DERUD07 Max	Bottom	365.9958	59.8783	0	246.4616	656.044	-1305.1986
N1	DERUD07 Min	Top	321.8915	-59.8783	0	-246.4616	475.6433	-1319.7551
N1	DERUD07 Min	Bottom	365.9958	-59.8783	0	-246.4616	656.044	-1695.967
N1	DERUD08 Max	Top	321.8915	0	68.052	279.0134	475.6433	-1319.7551
N1	DERUD08 Max	Bottom	365.9958	0	68.052	279.0134	877.9137	-1500.5828
N1	DERUD08 Min	Top	321.8915	0	-68.052	-279.0134	475.6433	-1319.7551
N1	DERUD08 Min	Bottom	365.9958	0	-68.052	-279.0134	434.1743	-1500.5828
N1	VIG01 Max	Top	468.5486	286.9593	86.2228	1714.4773	586.9591	-1921.0491
N1	VIG01 Max	Bottom	527.3544	286.9593	86.2228	1714.4773	1108.4858	-1225.9519
N1	VIG01 Min	Top	468.5486	-286.9593	-86.2228	-1714.4773	586.9591	-1921.0497
N1	VIG01 Min	Bottom	527.3544	-286.9593	-86.2228	-1714.4773	546.2622	-3098.3542
N1	VIG02 Max	Top	468.5486	86.0878	287.4094	1586.6676	586.9592	-1921.0493
N1	VIG02 Max	Bottom	527.3544	86.0878	287.4094	1586.6676	1764.4132	-1881.2927
N1	VIG02 Min	Top	468.5486	-86.0878	-287.4094	-1586.6676	586.959	-1921.0495
N1	VIG02 Min	Bottom	527.3544	-86.0878	-287.4094	-1586.6676	-109.6652	-2443.0134
N1	VIG03 Max	Top	321.8915	286.9593	86.2228	1714.4773	475.6433	-1319.7548
N1	VIG03 Max	Bottom	365.9958	286.9593	86.2228	1714.4773	937.1558	-564.3817
N1	VIG03 Min	Top	321.8915	-286.9593	-86.2228	-1714.4773	475.6433	-1319.7554
N1	VIG03 Min	Bottom	365.9958	-286.9593	-86.2228	-1714.4773	374.9322	-2436.7839
N1	VIG04 Max	Top	321.8915	86.0878	287.4094	1586.6676	475.6434	-1319.755
N1	VIG04 Max	Bottom	365.9958	86.0878	287.4094	1586.6676	1593.0832	-1219.7224
N1	VIG04 Min	Top	321.8915	-86.0878	-287.4094	-1586.6676	475.6432	-1319.7552
N1	VIG04 Min	Bottom	365.9958	-86.0878	-287.4094	-1586.6676	-280.9952	-1781.4431
N1	COL1 Max	Top	468.5486	430.4389	129.3342	2571.7159	586.9592	-1921.049
N1	COL1 Max	Bottom	527.3544	430.4389	129.3342	2571.7159	1249.0416	-757.8513
N1	COL1 Min	Top	468.5486	-430.4389	-129.3342	-2571.7159	586.9591	-1921.0499

Story	Load Case/Combo	Location	P kN	VX kN	VY kN	T kN-m	MX kN-m	MY kN-m
N1	COL1 Min	Bottom	527.3544	-430.4389	-129.3342	-2571.7159	405.7064	-3566.4547
N1	COL2 Max	Top	468.5486	129.1317	431.1141	2380.0014	586.9592	-1921.0493
N1	COL2 Max	Bottom	527.3544	129.1317	431.1141	2380.0014	2232.9328	-1740.8625
N1	COL2 Min	Top	468.5486	-129.1317	-431.1141	-2380.0014	586.959	-1921.0496
N1	COL2 Min	Bottom	527.3544	-129.1317	-431.1141	-2380.0014	-578.1848	-2583.4435
N1	COL3 Max	Top	321.8915	430.4389	129.3342	2571.7159	475.6433	-1319.7546
N1	COL3 Max	Bottom	365.9958	430.4389	129.3342	2571.7159	1077.7117	-96.2811
N1	COL3 Min	Top	321.8915	-430.4389	-129.3342	-2571.7159	475.6433	-1319.7555
N1	COL3 Min	Bottom	365.9958	-430.4389	-129.3342	-2571.7159	234.3764	-2904.8845
N1	COL4 Max	Top	321.8915	129.1317	431.1141	2380.0014	475.6434	-1319.7549
N1	COL4 Max	Bottom	365.9958	129.1317	431.1141	2380.0014	2061.6028	-1079.2923
N1	COL4 Min	Top	321.8915	-129.1317	-431.1141	-2380.0014	475.6432	-1319.7552
N1	COL4 Min	Bottom	365.9958	-129.1317	-431.1141	-2380.0014	-749.5148	-1921.8733
N1	CIM09 Max	Top	214.5943	100.4358	30.178	600.0671	317.0955	-879.8366
N1	CIM09 Max	Bottom	243.9972	100.4358	30.178	600.0671	535.7518	-672.7181
N1	CIM09 Min	Top	214.5943	-100.4358	-30.178	-600.0671	317.0955	-879.8368
N1	CIM09 Min	Bottom	243.9972	-100.4358	-30.178	-600.0671	338.9736	-1328.0589
N1	CIM10 Max	Top	214.5943	30.1307	100.5933	555.3337	317.0956	-879.8367
N1	CIM10 Max	Bottom	243.9972	30.1307	100.5933	555.3337	765.3264	-902.0874
N1	CIM10 Min	Top	214.5943	-30.1307	-100.5933	-555.3337	317.0955	-879.8367
N1	CIM10 Min	Bottom	243.9972	-30.1307	-100.5933	-555.3337	109.3989	-1098.6896
N1	CIM11	Top	444.5772	0	0	0	780.5606	-1822.7665
N1	CIM11	Bottom	493.582	0	0	0	980.948	-2023.6862
N1	CIM12	Top	452.3672	0	0	0	682.1196	-1854.7055
N1	CIM12	Bottom	501.372	0	0	0	882.432	-2055.6252
N1	CIM13 Max	Top	452.3672	76.0442	22.9928	454.9257	682.1196	-1854.7054
N1	CIM13 Max	Bottom	501.372	76.0442	22.9928	454.9257	957.3951	-1807.5319
N1	CIM13 Min	Top	452.3672	-76.0442	-22.9928	-454.9257	682.1196	-1854.7056
N1	CIM13 Min	Bottom	501.372	-76.0442	-22.9928	-454.9257	807.4688	-2303.7185
N1	CIM14 Max	Top	452.3672	22.9567	76.1635	421.1474	682.1196	-1854.7055
N1	CIM14 Max	Bottom	501.372	22.9567	76.1635	421.1474	1130.7474	-1980.7291
N1	CIM14 Min	Top	452.3672	-22.9567	-76.1635	-421.1474	682.1196	-1854.7055
N1	CIM14 Min	Bottom	501.372	-22.9567	-76.1635	-421.1474	634.1166	-2130.5213
N1	CIM15	Top	214.5943	0	0	0	317.0955	-879.8367
N1	CIM15	Bottom	243.9972	0	0	0	437.3627	-1000.3885
N1	COMB9	Top	535.6246	0	0	0	684.654	-2196.061
N1	COMB9	Bottom	594.4304	0	0	0	924.9683	-2437.1646
N1	COMB10	Top	607.6206	0	0	0	990.268	-2491.2446
N1	COMB10	Bottom	666.4264	0	0	0	1230.5904	-2732.3482
N1	COMB11	Top	512.0086	0	0	0	712.9931	-2099.2354
N1	COMB11	Bottom	570.8144	0	0	0	953.3791	-2340.339
N1	DER09	Top	535.6246	0	0	0	684.654	-2196.061
N1	DER09	Bottom	594.4304	0	0	0	924.9683	-2437.1646
N1	DERUD09	Top	535.6246	0	0	0	684.654	-2196.061
N1	DERUD09	Bottom	594.4304	0	0	0	924.9683	-2437.1646
N1	DER10	Top	607.6206	0	0	0	990.268	-2491.2446
N1	DER10	Bottom	666.4264	0	0	0	1230.5904	-2732.3482
N1	DERUD10	Top	607.6206	0	0	0	990.268	-2491.2446
N1	DERUD10	Bottom	666.4264	0	0	0	1230.5904	-2732.3482
N1	DER11	Top	512.0086	0	0	0	712.9931	-2099.2354
N1	DER11	Bottom	570.8144	0	0	0	953.3791	-2340.339
N1	DERUD11	Top	512.0086	0	0	0	712.9931	-2099.2354
N1	DERUD11	Bottom	570.8144	0	0	0	953.3791	-2340.339

5.3 Point Results

Table 5.7 - Joint Reactions

Story	Joint Label	Unique Name	Load Case/Combo	FX kN	FY kN	FZ kN	MX kN-m	MY kN-m	MZ kN-m
Base	1	13	D	31.1588	-1.0338	156.2461	-9.7389	33.06	0
Base	1	13	L	6.3058	-4.1254	21.9091	1.6349	6.6905	0

Story	Joint Label	Unique Name	Load Case/Combo	FX kN	FY kN	FZ kN	MX kN-m	MY kN-m	MZ kN-m
Base	1	13	LR	-4.248E-05	4.0073	8.4045	-4.2136	-4.507E-05	0
Base	1	13	EX Max	153.8529	73.3875	34.2726	139.7298	298.8999	17.2225
Base	1	13	EY Max	0.0005	97.2913	29.9331	194.7456	0.0005	0
Base	1	13	DISX Max	56.8983	27.1403	12.6748	51.6752	110.5399	6.3693
Base	1	13	DISY Max	0.0002	35.9792	11.0696	72.0188	0.0002	0
Base	1	13	W	0	0	0	0	0	0
Base	1	13	G	3.1528	5.9518	27.7636	-7.6098	3.3452	0
Base	1	13	DERUX Max	24.8125	11.549	5.3286	21.9466	48.1887	2.6982
Base	1	13	DERUY Max	0.0001	17.0381	5.242	34.1048	0.0001	0
Base	1	13	COMB1	43.6223	-1.4473	218.7446	-13.6345	46.284	0
Base	1	13	COMB2	47.4798	-5.8376	226.7522	-11.1777	50.3769	0
Base	1	13	COMB3	43.6962	1.0456	222.8517	-16.7936	46.3625	0
Base	1	13	COMB4	43.6963	-3.3624	213.6067	-12.1586	46.3625	0
Base	1	13	COMB5 Max	100.5946	32.5681	225.4001	63.229	156.9025	6.3693
Base	1	13	COMB5 Min	-13.202	-43.3001	193.4088	-83.3327	-64.1774	-6.3693
Base	1	13	COMB6 Max	60.766	38.7553	224.2765	77.4695	79.5247	1.9108
Base	1	13	COMB6 Min	26.6266	-49.4873	194.5325	-97.5731	13.2004	-1.9108
Base	1	13	COMB7 Max	45.1126	43.1909	155.4935	78.7563	62.9162	1.9108
Base	1	13	COMB7 Min	10.9732	-45.0518	125.7495	-96.2863	-3.4082	-1.9108
Base	1	13	COMB8 Max	84.9412	37.0037	156.6172	64.5158	140.294	6.3693
Base	1	13	COMB8 Min	-28.8554	-38.8645	124.6259	-82.0459	-80.7859	-6.3693
Base	1	13	ENVE Max	100.5946	43.1909	226.7522	78.7563	156.9025	6.3693
Base	1	13	ENVE Min	-28.8554	-49.4873	124.6259	-97.5731	-80.7859	-6.3693
Base	1	13	CIM01	31.1588	-1.0338	156.2461	-9.7389	33.06	0
Base	1	13	CIM02	37.4646	-5.1592	178.1552	-8.104	39.7505	0
Base	1	13	CIM03	31.1587	2.9735	164.6506	-13.9525	33.06	0
Base	1	13	CIM04	35.8881	-1.1224	178.9814	-11.673	38.0779	0
Base	1	13	CIM05 Max	70.9876	25.5201	167.4431	41.5577	110.438	4.4585
Base	1	13	CIM05 Min	-8.67	-27.5877	145.0492	-61.0355	-44.318	-4.4585
Base	1	13	CIM06 Max	43.1076	29.8511	166.6565	51.526	56.2735	1.3375
Base	1	13	CIM06 Min	19.21	-31.9187	145.8357	-71.0038	9.8465	-1.3375
Base	1	13	CIM07 Max	66.0442	19.0186	187.4701	27.2379	96.6641	3.3757
Base	1	13	CIM07 Min	5.732	-21.2635	170.4926	-50.5838	-20.5083	-3.3757
Base	1	13	CIM08 Max	44.9919	22.289	186.8762	34.765	55.7644	1.0191
Base	1	13	CIM08 Min	26.7843	-24.5339	171.0865	-58.1109	20.3914	-1.0191
Base	1	13	DER01	43.6223	-1.4473	218.7446	-13.6345	46.284	0
Base	1	13	DER02	47.4798	-5.8376	226.7522	-11.1777	50.3769	0
Base	1	13	DER03	43.6962	1.0456	222.8517	-16.7936	46.3625	0
Base	1	13	DER04	43.6963	-3.3624	213.6067	-12.1586	46.3625	0
Base	1	13	DER05 Max	197.5492	68.0215	243.6771	129.678	345.2624	17.2225
Base	1	13	DER05 Min	-110.1566	-78.7535	175.1318	-149.7816	-252.5373	-17.2225
Base	1	13	DER06 Max	43.6968	91.9253	239.3376	184.6937	46.3631	0
Base	1	13	DER06 Min	43.6958	-102.6573	179.4713	-204.7974	46.362	0
Base	1	13	DER07 Max	181.8958	72.457	174.8941	130.9648	328.6539	17.2225
Base	1	13	DER07 Min	-125.81	-74.3179	106.3489	-148.4948	-269.1459	-17.2225
Base	1	13	DER08 Max	28.0434	96.3609	170.5546	185.9805	29.7546	0
Base	1	13	DER08 Min	28.0424	-98.2217	110.6884	-203.5106	29.7535	0
Base	1	13	DERUD01	43.6223	-1.4473	218.7446	-13.6345	46.284	0
Base	1	13	DERUD02	47.4798	-5.8376	226.7522	-11.1777	50.3769	0
Base	1	13	DERUD03	43.6962	1.0456	222.8517	-16.7936	46.3625	0
Base	1	13	DERUD04	43.6963	-3.3624	213.6067	-12.1586	46.3625	0
Base	1	13	DERUD05 Max	68.5088	6.183	214.7331	11.8948	94.5513	2.6982
Base	1	13	DERUD05 Min	18.8838	-16.915	204.0759	-31.9984	-1.8262	-2.6982
Base	1	13	DERUD06 Max	43.6964	11.6721	214.6465	24.053	46.3626	0
Base	1	13	DERUD06 Min	43.6962	-22.4041	204.1624	-44.1566	46.3625	0
Base	1	13	DERUD07 Max	52.8554	10.6186	145.9501	13.1816	77.9428	2.6982
Base	1	13	DERUD07 Min	3.2304	-12.4794	135.2929	-30.7116	-18.4347	-2.6982
Base	1	13	DERUD08 Max	28.043	16.1077	145.8636	25.3398	29.7541	0
Base	1	13	DERUD08 Min	28.0428	-17.9686	135.3795	-42.8698	29.7539	0
Base	1	13	VIG01 Max	157.493	70.5022	241.3958	136.5099	267.4425	12.7385

Story	Joint Label	Unique Name	Load Case/Combo	FX kN	FY kN	FZ kN	MX kN-m	MY kN-m	MZ kN-m
Base	1	13	VIG01 Min	-70.1003	-81.2342	177.4132	-156.6135	-174.7174	-12.7385
Base	1	13	VIG02 Max	77.8357	82.8767	239.1485	164.9908	112.6869	3.8216
Base	1	13	VIG02 Min	9.557	-93.6087	179.6605	-185.0945	-19.9618	-3.8216
Base	1	13	VIG03 Max	141.8396	74.9378	172.6128	137.7967	250.8339	12.7385
Base	1	13	VIG03 Min	-85.7537	-76.7986	108.6302	-155.3267	-191.3259	-12.7385
Base	1	13	VIG04 Max	62.1822	87.3123	170.3655	166.2776	96.0783	3.8216
Base	1	13	VIG04 Min	-6.0964	-89.1731	110.8775	-183.8077	-36.5703	-3.8216
Base	1	13	COL1 Max	214.3913	108.4363	257.3914	209.7907	377.9824	19.1078
Base	1	13	COL1 Min	-126.9987	-119.1683	161.4175	-229.8944	-285.2573	-19.1078
Base	1	13	COL2 Max	94.9053	126.998	254.0204	252.5121	145.8491	5.7323
Base	1	13	COL2 Min	-7.5127	-137.73	164.7885	-272.6158	-53.124	-5.7323
Base	1	13	COL3 Max	198.7379	112.8719	188.6085	211.0775	361.3739	19.1078
Base	1	13	COL3 Min	-142.6521	-114.7327	92.6345	-228.6076	-301.8659	-19.1078
Base	1	13	COL4 Max	79.2519	131.4336	185.2375	253.7989	129.2405	5.7323
Base	1	13	COL4 Min	-23.1661	-133.2944	96.0055	-271.329	-69.7325	-5.7323
Base	1	13	CIM09 Max	58.5241	25.9336	104.9446	45.4532	97.214	4.4585
Base	1	13	CIM09 Min	-21.1336	-27.1742	82.5507	-57.1399	-57.542	-4.4585
Base	1	13	CIM10 Max	30.644	30.2647	104.1581	55.4216	43.0495	1.3375
Base	1	13	CIM10 Min	6.7465	-31.5052	83.3373	-67.1083	-3.3775	-1.3375
Base	1	13	CIM11	34.3116	4.918	184.0097	-17.3487	36.4052	0
Base	1	13	CIM12	38.2527	0.336	193.5007	-14.2201	40.5868	0
Base	1	13	CIM13 Max	68.4088	20.4771	201.9894	24.6908	99.173	3.3757
Base	1	13	CIM13 Min	8.0966	-19.8051	185.0119	-53.1309	-17.9994	-3.3757
Base	1	13	CIM14 Max	47.3565	23.7474	201.3955	32.2179	58.2733	1.0191
Base	1	13	CIM14 Min	29.1489	-23.0755	185.6058	-60.6581	22.9003	-1.0191
Base	1	13	CIM15	18.6953	-0.6203	93.7477	-5.8433	19.836	0
Base	1	13	COMB9	49.0562	-4.8653	236.4317	-12.8758	52.0495	0
Base	1	13	COMB10	48.7408	4.1569	253.8262	-22.2274	51.7148	0
Base	1	13	COMB11	45.2727	-2.3901	223.2863	-13.8567	48.0351	0
Base	1	13	DER09	49.0562	-4.8653	236.4317	-12.8758	52.0495	0
Base	1	13	DERUD09	49.0562	-4.8653	236.4317	-12.8758	52.0495	0
Base	1	13	DER10	48.7408	4.1569	253.8262	-22.2274	51.7148	0
Base	1	13	DERUD10	48.7408	4.1569	253.8262	-22.2274	51.7148	0
Base	1	13	DER11	45.2727	-2.3901	223.2863	-13.8567	48.0351	0
Base	1	13	DERUD11	45.2727	-2.3901	223.2863	-13.8567	48.0351	0
Base	2	15	D	7.877	1.0338	47.0849	-11.8882	8.2715	0.0153
Base	2	15	L	0.259	4.1254	-2.2291	-7.0318	0.2708	0.0007
Base	2	15	LR	0.0009	-4.0073	8.4055	4.2102	0.0021	-0.0002
Base	2	15	EX Max	73.4419	66.9416	27.1215	131.9026	146.091	16.5501
Base	2	15	EY Max	0.0108	97.0043	29.9331	193.2635	0.025	0.0026
Base	2	15	DISX Max	27.1605	24.7565	10.0301	48.7805	54.0277	6.1206
Base	2	15	DISY Max	0.004	35.8731	11.0696	71.4707	0.0092	0.001
Base	2	15	W	0	0	0	0	0	0
Base	2	15	G	0.1313	-5.9518	15.6964	4.9044	0.1396	-0.0001
Base	2	15	DERUX Max	9.4168	10.4812	4.1678	20.6607	18.7729	2.6041
Base	2	15	DERUY Max	0.0019	16.9879	5.242	33.8453	0.0044	0.0005
Base	2	15	COMB1	11.0278	1.4473	65.9188	-16.6434	11.5801	0.0214
Base	2	15	COMB2	9.8672	5.8376	57.138	-23.4116	10.36	0.0194
Base	2	15	COMB3	9.7129	-1.0456	67.7215	-14.5614	10.1999	0.0188
Base	2	15	COMB4	9.7119	3.3624	58.4755	-19.1925	10.1976	0.019
Base	2	15	COMB5 Max	36.8731	40.8844	67.6237	48.9241	64.227	6.14
Base	2	15	COMB5 Min	-17.4503	-30.1524	40.9217	-91.5194	-43.834	-6.1018
Base	2	15	COMB6 Max	17.8635	48.6661	68.3513	64.8072	26.4141	1.8563
Base	2	15	COMB6 Min	1.5593	-37.9341	40.1941	-107.4024	-6.021	-1.818
Base	2	15	COMB7 Max	15.2415	44.2305	56.455	75.4055	23.6619	1.8509
Base	2	15	COMB7 Min	-1.0628	-42.3696	28.2978	-96.8042	-8.7732	-1.8234
Base	2	15	COMB8 Max	34.251	36.4489	55.7274	59.5224	61.4748	6.1347
Base	2	15	COMB8 Min	-20.0723	-34.588	29.0254	-80.9211	-46.5862	-6.1071
Base	2	15	ENVE Max	36.8731	48.6661	68.3513	75.4055	64.227	6.14
Base	2	15	ENVE Min	-20.0723	-42.3696	28.2978	-107.4024	-46.5862	-6.1071

Story	Joint Label	Unique Name	Load Case/Combo	FX kN	FY kN	FZ kN	MX kN-m	MY kN-m	MZ kN-m
Base	2	15	CIM01	7.877	1.0338	47.0849	-11.8882	8.2715	0.0153
Base	2	15	CIM02	8.136	5.1592	44.8558	-18.92	8.5422	0.016
Base	2	15	CIM03	7.8779	-2.9735	55.4904	-7.678	8.2736	0.0151
Base	2	15	CIM04	8.0719	1.1224	51.7171	-14.0044	8.4761	0.0157
Base	2	15	CIM05 Max	26.8902	25.8967	56.4306	37.267	46.0928	4.2999
Base	2	15	CIM05 Min	-11.1361	-23.8291	37.7392	-61.0434	-29.5499	-4.2693
Base	2	15	CIM06 Max	13.5835	31.3438	56.9399	48.3852	19.6238	1.3013
Base	2	15	CIM06 Min	2.1705	-29.2762	37.2299	-72.1616	-3.0808	-1.2707
Base	2	15	CIM07 Max	22.4676	19.9831	58.8042	23.2846	37.1123	3.2598
Base	2	15	CIM07 Min	-6.3238	-17.7382	44.6301	-51.2934	-20.1601	-3.2284
Base	2	15	CIM08 Max	12.4197	24.0962	59.1888	31.6799	17.1254	0.9955
Base	2	15	CIM08 Min	3.7241	-21.8514	44.2455	-59.6887	-0.1732	-0.9641
Base	2	15	DER01	11.0278	1.4473	65.9188	-16.6434	11.5801	0.0214
Base	2	15	DER02	9.8672	5.8376	57.138	-23.4116	10.36	0.0194
Base	2	15	DER03	9.7129	-1.0456	67.7215	-14.5614	10.1999	0.0188
Base	2	15	DER04	9.7119	3.3624	58.4755	-19.1925	10.1976	0.019
Base	2	15	DER05 Max	83.1533	72.3076	81.3942	110.605	156.2876	16.5692
Base	2	15	DER05 Min	-63.7305	-61.5756	27.1513	-153.2002	-135.8945	-16.5309
Base	2	15	DER06 Max	9.7222	102.3703	84.2059	171.9659	10.2215	0.0217
Base	2	15	DER06 Min	9.7006	-91.6383	24.3396	-214.5611	10.1716	0.0165
Base	2	15	DER07 Max	80.5313	67.872	69.4979	121.2032	153.5353	16.5638
Base	2	15	DER07 Min	-66.3526	-66.0112	15.2549	-142.6019	-138.6467	-16.5363
Base	2	15	DER08 Max	7.1001	97.9347	72.3095	182.5642	7.4693	0.0164
Base	2	15	DER08 Min	7.0786	-96.0739	12.4433	-203.9629	7.4194	0.0112
Base	2	15	DERUD01	11.0278	1.4473	65.9188	-16.6434	11.5801	0.0214
Base	2	15	DERUD02	9.8672	5.8376	57.138	-23.4116	10.36	0.0194
Base	2	15	DERUD03	9.7129	-1.0456	67.7215	-14.5614	10.1999	0.0188
Base	2	15	DERUD04	9.7119	3.3624	58.4755	-19.1925	10.1976	0.019
Base	2	15	DERUD05 Max	19.1282	15.8472	58.4405	-0.6369	28.9694	2.6232
Base	2	15	DERUD05 Min	0.2946	-5.1152	50.105	-41.9583	-8.5764	-2.585
Base	2	15	DERUD06 Max	9.7133	22.3539	59.5148	12.5477	10.2009	0.0196
Base	2	15	DERUD06 Min	9.7095	-11.6219	49.0307	-55.1429	10.1922	0.0187
Base	2	15	DERUD07 Max	16.5061	11.4116	46.5441	9.9614	26.2172	2.6179
Base	2	15	DERUD07 Min	-2.3275	-9.5508	38.2086	-31.3601	-11.3286	-2.5903
Base	2	15	DERUD08 Max	7.0912	17.9183	47.6184	23.1459	7.4487	0.0142
Base	2	15	DERUD08 Min	7.0874	-16.0575	37.1343	-44.5446	7.44	0.0133
Base	2	15	VIG01 Max	64.0348	76.4029	80.9747	119.1459	118.2576	12.2609
Base	2	15	VIG01 Min	-44.6119	-65.6709	27.5707	-161.7411	-97.8645	-12.2226
Base	2	15	VIG02 Max	26.0157	91.9661	82.4299	150.9121	42.6316	3.6934
Base	2	15	VIG02 Min	-6.5929	-81.2341	26.1155	-193.5073	-22.2386	-3.6552
Base	2	15	VIG03 Max	61.4127	71.9673	69.0784	129.7441	115.5054	12.2555
Base	2	15	VIG03 Min	-47.234	-70.1065	15.6744	-151.1428	-100.6167	-12.228
Base	2	15	VIG04 Max	23.3936	87.5305	70.5336	161.5103	39.8794	3.6881
Base	2	15	VIG04 Min	-9.2149	-85.6697	14.2192	-182.909	-24.9908	-3.6605
Base	2	15	COL1 Max	91.1964	111.9213	94.3257	189.3676	172.2881	18.3817
Base	2	15	COL1 Min	-71.7736	-101.1893	14.2197	-231.9628	-151.895	-18.3435
Base	2	15	COL2 Max	34.1678	135.2662	96.5085	237.0169	58.8492	5.5306
Base	2	15	COL2 Min	-14.745	-124.5342	12.0369	-279.6121	-38.4561	-5.4923
Base	2	15	COL3 Max	88.5744	107.4857	82.4294	199.9659	169.5359	18.3764
Base	2	15	COL3 Min	-74.3957	-105.6249	2.3234	-221.3646	-154.6472	-18.3488
Base	2	15	COL4 Max	31.5457	130.8306	84.6122	247.6152	56.097	5.5252
Base	2	15	COL4 Min	-17.3671	-128.9698	0.1406	-269.0139	-41.2083	-5.4977
Base	2	15	CIM09 Max	23.7394	25.4832	37.5966	42.0223	42.7842	4.2938
Base	2	15	CIM09 Min	-14.287	-24.2426	18.9052	-56.2881	-32.8585	-4.2754
Base	2	15	CIM10 Max	10.4327	30.9303	38.1059	53.1405	16.3152	1.2952
Base	2	15	CIM10 Min	-0.9803	-29.6898	18.3959	-67.4063	-6.3894	-1.2768
Base	2	15	CIM11	8.0083	-4.918	62.7813	-6.9838	8.411	0.0152
Base	2	15	CIM12	8.1697	-0.336	57.1853	-13.4837	8.5792	0.0158
Base	2	15	CIM13 Max	22.5654	18.5247	64.2724	23.8053	37.2154	3.2599
Base	2	15	CIM13 Min	-6.226	-19.1966	50.0982	-50.7727	-20.057	-3.2283

Story	Joint Label	Unique Name	Load Case/Combo	FX kN	FY kN	FZ kN	MX kN-m	MY kN-m	MZ kN-m
Base	2	15	CIM14 Max	12.5175	22.6378	64.657	32.2006	17.2286	0.9956
Base	2	15	CIM14 Min	3.8219	-23.3098	49.7137	-59.1681	-0.0701	-0.964
Base	2	15	CIM15	4.7262	0.6203	28.2509	-7.1329	4.9629	0.0092
Base	2	15	COMB9	9.9324	4.8653	60.7835	-23.0645	10.4288	0.0195
Base	2	15	COMB10	9.9215	-4.1569	79.387	-13.4505	10.4198	0.019
Base	2	15	COMB11	9.7771	2.3901	62.1209	-18.8454	10.2663	0.0191
Base	2	15	DER09	9.9324	4.8653	60.7835	-23.0645	10.4288	0.0195
Base	2	15	DERUD09	9.9324	4.8653	60.7835	-23.0645	10.4288	0.0195
Base	2	15	DER10	9.9215	-4.1569	79.387	-13.4505	10.4198	0.019
Base	2	15	DERUD10	9.9215	-4.1569	79.387	-13.4505	10.4198	0.019
Base	2	15	DER11	9.7771	2.3901	62.1209	-18.8454	10.2663	0.0191
Base	2	15	DERUD11	9.7771	2.3901	62.1209	-18.8454	10.2663	0.0191
Base	3	16	D	-31.1588	-1.0338	156.2461	-9.7389	-33.06	0
Base	3	16	L	-6.3058	-4.1254	21.9091	1.6349	-6.6905	0
Base	3	16	LR	4.248E-05	4.0073	8.4045	-4.2136	4.507E-05	0
Base	3	16	EX Max	153.8529	73.3875	34.2726	139.7298	298.8999	17.2225
Base	3	16	EY Max	0.0005	97.2913	29.9331	194.7456	0.0005	0
Base	3	16	DISX Max	56.8983	27.1403	12.6748	51.6752	110.5399	6.3693
Base	3	16	DISY Max	0.0002	35.9792	11.0696	72.0188	0.0002	0
Base	3	16	W	0	0	0	0	0	0
Base	3	16	G	-3.1528	5.9518	27.7636	-7.6098	-3.3452	0
Base	3	16	DERUX Max	24.8125	11.549	5.3286	21.9466	48.1887	2.6982
Base	3	16	DERUY Max	0.0001	17.0381	5.242	34.1048	0.0001	0
Base	3	16	COMB1	-43.6223	-1.4473	218.7446	-13.6345	-46.284	0
Base	3	16	COMB2	-47.4798	-5.8376	226.7522	-11.1777	-50.3769	0
Base	3	16	COMB3	-43.6962	1.0456	222.8517	-16.7936	-46.3625	0
Base	3	16	COMB4	-43.6963	-3.3624	213.6067	-12.1586	-46.3625	0
Base	3	16	COMB5 Max	13.202	32.5681	225.4001	63.229	64.1774	6.3693
Base	3	16	COMB5 Min	-100.5946	-43.3001	193.4088	-83.3327	-156.9025	-6.3693
Base	3	16	COMB6 Max	-26.6266	38.7553	224.2765	77.4695	-13.2004	1.9108
Base	3	16	COMB6 Min	-60.766	-49.4873	194.5325	-97.5731	-79.5247	-1.9108
Base	3	16	COMB7 Max	-10.9732	43.1909	155.4935	78.7563	3.4082	1.9108
Base	3	16	COMB7 Min	-45.1126	-45.0518	125.7495	-96.2863	-62.9162	-1.9108
Base	3	16	COMB8 Max	28.8554	37.0037	156.6172	64.5158	80.7859	6.3693
Base	3	16	COMB8 Min	-84.9412	-38.8645	124.6259	-82.0459	-140.294	-6.3693
Base	3	16	ENVE Max	28.8554	43.1909	226.7522	78.7563	80.7859	6.3693
Base	3	16	ENVE Min	-100.5946	-49.4873	124.6259	-97.5731	-156.9025	-6.3693
Base	3	16	CIM01	-31.1588	-1.0338	156.2461	-9.7389	-33.06	0
Base	3	16	CIM02	-37.4646	-5.1592	178.1552	-8.104	-39.7505	0
Base	3	16	CIM03	-31.1587	2.9735	164.6506	-13.9525	-33.06	0
Base	3	16	CIM04	-35.8881	-1.1224	178.9814	-11.673	-38.0779	0
Base	3	16	CIM05 Max	8.67	25.5201	167.4431	41.5577	44.318	4.4585
Base	3	16	CIM05 Min	-70.9876	-27.5877	145.0492	-61.0355	-110.438	-4.4585
Base	3	16	CIM06 Max	-19.21	29.8511	166.6565	51.526	-9.8465	1.3375
Base	3	16	CIM06 Min	-43.1076	-31.9187	145.8357	-71.0038	-56.2735	-1.3375
Base	3	16	CIM07 Max	-5.732	19.0186	187.4701	27.2379	20.5083	3.3757
Base	3	16	CIM07 Min	-66.0442	-21.2635	170.4926	-50.5838	-96.6641	-3.3757
Base	3	16	CIM08 Max	-26.7843	22.289	186.8762	34.765	-20.3914	1.0191
Base	3	16	CIM08 Min	-44.9919	-24.5339	171.0865	-58.1109	-55.7644	-1.0191
Base	3	16	DER01	-43.6223	-1.4473	218.7446	-13.6345	-46.284	0
Base	3	16	DER02	-47.4798	-5.8376	226.7522	-11.1777	-50.3769	0
Base	3	16	DER03	-43.6962	1.0456	222.8517	-16.7936	-46.3625	0
Base	3	16	DER04	-43.6963	-3.3624	213.6067	-12.1586	-46.3625	0
Base	3	16	DER05 Max	110.1566	68.0215	243.6771	129.678	252.5373	17.2225
Base	3	16	DER05 Min	-197.5492	-78.7535	175.1318	-149.7816	-345.2624	-17.2225
Base	3	16	DER06 Max	-43.6958	91.9253	239.3376	184.6937	-46.362	0
Base	3	16	DER06 Min	-43.6968	-102.6573	179.4713	-204.7974	-46.3631	0
Base	3	16	DER07 Max	125.81	72.457	174.8941	130.9648	269.1459	17.2225
Base	3	16	DER07 Min	-181.8958	-74.3179	106.3489	-148.4948	-328.6539	-17.2225
Base	3	16	DER08 Max	-28.0424	96.3609	170.5546	185.9805	-29.7535	0

Story	Joint Label	Unique Name	Load Case/Combo	FX kN	FY kN	FZ kN	MX kN-m	MY kN-m	MZ kN-m
Base	3	16	DER08 Min	-28.0434	-98.2217	110.6884	-203.5106	-29.7546	0
Base	3	16	DERUD01	-43.6223	-1.4473	218.7446	-13.6345	-46.284	0
Base	3	16	DERUD02	-47.4798	-5.8376	226.7522	-11.1777	-50.3769	0
Base	3	16	DERUD03	-43.6962	1.0456	222.8517	-16.7936	-46.3625	0
Base	3	16	DERUD04	-43.6963	-3.3624	213.6067	-12.1586	-46.3625	0
Base	3	16	DERUD05 Max	-18.8838	6.183	214.7331	11.8948	1.8262	2.6982
Base	3	16	DERUD05 Min	-68.5088	-16.915	204.0759	-31.9984	-94.5513	-2.6982
Base	3	16	DERUD06 Max	-43.6962	11.6721	214.6465	24.053	-46.3625	0
Base	3	16	DERUD06 Min	-43.6964	-22.4041	204.1624	-44.1566	-46.3626	0
Base	3	16	DERUD07 Max	-3.2304	10.6186	145.9501	13.1816	18.4347	2.6982
Base	3	16	DERUD07 Min	-52.8554	-12.4794	135.2929	-30.7116	-77.9428	-2.6982
Base	3	16	DERUD08 Max	-28.0428	16.1077	145.8636	25.3398	-29.7539	0
Base	3	16	DERUD08 Min	-28.043	-17.9686	135.3795	-42.8698	-29.7541	0
Base	3	16	VIG01 Max	70.1003	70.5022	241.3958	136.5099	174.7174	12.7385
Base	3	16	VIG01 Min	-157.493	-81.2342	177.4132	-156.6135	-267.4425	-12.7385
Base	3	16	VIG02 Max	-9.557	82.8767	239.1485	164.9908	19.9618	3.8216
Base	3	16	VIG02 Min	-77.8357	-93.6087	179.6605	-185.0945	-112.6869	-3.8216
Base	3	16	VIG03 Max	85.7537	74.9378	172.6128	137.7967	191.3259	12.7385
Base	3	16	VIG03 Min	-141.8396	-76.7986	108.6302	-155.3267	-250.8339	-12.7385
Base	3	16	VIG04 Max	6.0964	87.3123	170.3655	166.2776	36.5703	3.8216
Base	3	16	VIG04 Min	-62.1822	-89.1731	110.8775	-183.8077	-96.0783	-3.8216
Base	3	16	COL1 Max	126.9987	108.4363	257.3914	209.7907	285.2573	19.1078
Base	3	16	COL1 Min	-214.3913	-119.1683	161.4175	-229.8944	-377.9824	-19.1078
Base	3	16	COL2 Max	7.5127	126.998	254.0204	252.5121	53.124	5.7323
Base	3	16	COL2 Min	-94.9053	-137.73	164.7885	-272.6158	-145.8491	-5.7323
Base	3	16	COL3 Max	142.6521	112.8719	188.6085	211.0775	301.8659	19.1078
Base	3	16	COL3 Min	-198.7379	-114.7327	92.6345	-228.6076	-361.3739	-19.1078
Base	3	16	COL4 Max	23.1661	131.4336	185.2375	253.7989	69.7325	5.7323
Base	3	16	COL4 Min	-79.2519	-133.2944	96.0055	-271.329	-129.2405	-5.7323
Base	3	16	CIM09 Max	21.1336	25.9336	104.9446	45.4532	57.542	4.4585
Base	3	16	CIM09 Min	-58.5241	-27.1742	82.5507	-57.1399	-97.214	-4.4585
Base	3	16	CIM10 Max	-6.7465	30.2647	104.1581	55.4216	3.3775	1.3375
Base	3	16	CIM10 Min	-30.644	-31.5052	83.3373	-67.1083	-43.0495	-1.3375
Base	3	16	CIM11	-34.3116	4.918	184.0097	-17.3487	-36.4052	0
Base	3	16	CIM12	-38.2527	0.336	193.5007	-14.2201	-40.5868	0
Base	3	16	CIM13 Max	-8.0966	20.4771	201.9894	24.6908	17.9994	3.3757
Base	3	16	CIM13 Min	-68.4088	-19.8051	185.0119	-53.1309	-99.173	-3.3757
Base	3	16	CIM14 Max	-29.1489	23.7474	201.3955	32.2179	-22.9003	1.0191
Base	3	16	CIM14 Min	-47.3565	-23.0755	185.6058	-60.6581	-58.2733	-1.0191
Base	3	16	CIM15	-18.6953	-0.6203	93.7477	-5.8433	-19.836	0
Base	3	16	COMB9	-49.0562	-4.8653	236.4317	-12.8758	-52.0495	0
Base	3	16	COMB10	-48.7408	4.1569	253.8262	-22.2274	-51.7148	0
Base	3	16	COMB11	-45.2727	-2.3901	223.2863	-13.8567	-48.0351	0
Base	3	16	DER09	-49.0562	-4.8653	236.4317	-12.8758	-52.0495	0
Base	3	16	DERUD09	-49.0562	-4.8653	236.4317	-12.8758	-52.0495	0
Base	3	16	DER10	-48.7408	4.1569	253.8262	-22.2274	-51.7148	0
Base	3	16	DERUD10	-48.7408	4.1569	253.8262	-22.2274	-51.7148	0
Base	3	16	DER11	-45.2727	-2.3901	223.2863	-13.8567	-48.0351	0
Base	3	16	DERUD11	-45.2727	-2.3901	223.2863	-13.8567	-48.0351	0
Base	4	18	D	-7.877	1.0338	47.0849	-11.8882	-8.2715	-0.0153
Base	4	18	L	-0.259	4.1254	-2.2291	-7.0318	-0.2708	-0.0007
Base	4	18	LR	-0.0009	-4.0073	8.4055	4.2102	-0.0021	0.0002
Base	4	18	EX Max	73.4419	66.9416	27.1215	131.9026	146.091	16.5501
Base	4	18	EY Max	0.0108	97.0043	29.9331	193.2635	0.025	0.0026
Base	4	18	DISX Max	27.1605	24.7565	10.0301	48.7805	54.0277	6.1206
Base	4	18	DISY Max	0.004	35.8731	11.0696	71.4707	0.0092	0.001
Base	4	18	W	0	0	0	0	0	0
Base	4	18	G	-0.1313	-5.9518	15.6964	4.9044	-0.1396	0.0001
Base	4	18	DERUX Max	9.4168	10.4812	4.1678	20.6607	18.7729	2.6041
Base	4	18	DERUY Max	0.0019	16.9879	5.242	33.8453	0.0044	0.0005

Story	Joint Label	Unique Name	Load Case/Combo	FX kN	FY kN	FZ kN	MX kN-m	MY kN-m	MZ kN-m
Base	4	18	COMB1	-11.0278	1.4473	65.9188	-16.6434	-11.5801	-0.0214
Base	4	18	COMB2	-9.8672	5.8376	57.138	-23.4116	-10.36	-0.0194
Base	4	18	COMB3	-9.7129	-1.0456	67.7215	-14.5614	-10.1999	-0.0188
Base	4	18	COMB4	-9.7119	3.3624	58.4755	-19.1925	-10.1976	-0.019
Base	4	18	COMB5 Max	17.4503	40.8844	67.6237	48.9241	43.834	6.1018
Base	4	18	COMB5 Min	-36.8731	-30.1524	40.9217	-91.5194	-64.227	-6.14
Base	4	18	COMB6 Max	-1.5593	48.6661	68.3513	64.8072	6.021	1.818
Base	4	18	COMB6 Min	-17.8635	-37.9341	40.1941	-107.4024	-26.4141	-1.8563
Base	4	18	COMB7 Max	1.0628	44.2305	56.455	75.4055	8.7732	1.8234
Base	4	18	COMB7 Min	-15.2415	-42.3696	28.2978	-96.8042	-23.6619	-1.8509
Base	4	18	COMB8 Max	20.0723	36.4489	55.7274	59.5224	46.5862	6.1071
Base	4	18	COMB8 Min	-34.251	-34.588	29.0254	-80.9211	-61.4748	-6.1347
Base	4	18	ENVE Max	20.0723	48.6661	68.3513	75.4055	46.5862	6.1071
Base	4	18	ENVE Min	-36.8731	-42.3696	28.2978	-107.4024	-64.227	-6.14
Base	4	18	CIM01	-7.877	1.0338	47.0849	-11.8882	-8.2715	-0.0153
Base	4	18	CIM02	-8.136	5.1592	44.8558	-18.92	-8.5422	-0.016
Base	4	18	CIM03	-7.8779	-2.9735	55.4904	-7.678	-8.2736	-0.0151
Base	4	18	CIM04	-8.0719	1.1224	51.7171	-14.0044	-8.4761	-0.0157
Base	4	18	CIM05 Max	11.1361	25.8967	56.4306	37.267	29.5499	4.2693
Base	4	18	CIM05 Min	-26.8902	-23.8291	37.7392	-61.0434	-46.0928	-4.2999
Base	4	18	CIM06 Max	-2.1705	31.3438	56.9399	48.3852	3.0808	1.2707
Base	4	18	CIM06 Min	-13.5835	-29.2762	37.2299	-72.1616	-19.6238	-1.3013
Base	4	18	CIM07 Max	6.3238	19.9831	58.8042	23.2846	20.1601	3.2284
Base	4	18	CIM07 Min	-22.4676	-17.7382	44.6301	-51.2934	-37.1123	-3.2598
Base	4	18	CIM08 Max	-3.7241	24.0962	59.1888	31.6799	0.1732	0.9641
Base	4	18	CIM08 Min	-12.4197	-21.8514	44.2455	-59.6887	-17.1254	-0.9955
Base	4	18	DER01	-11.0278	1.4473	65.9188	-16.6434	-11.5801	-0.0214
Base	4	18	DER02	-9.8672	5.8376	57.138	-23.4116	-10.36	-0.0194
Base	4	18	DER03	-9.7129	-1.0456	67.7215	-14.5614	-10.1999	-0.0188
Base	4	18	DER04	-9.7119	3.3624	58.4755	-19.1925	-10.1976	-0.019
Base	4	18	DER05 Max	63.7305	72.3076	81.3942	110.605	135.8945	16.5309
Base	4	18	DER05 Min	-83.1533	-61.5756	27.1513	-153.2002	-156.2876	-16.5692
Base	4	18	DER06 Max	-9.7006	102.3703	84.2059	171.9659	-10.1716	-0.0165
Base	4	18	DER06 Min	-9.7222	-91.6383	24.3396	-214.5611	-10.2215	-0.0217
Base	4	18	DER07 Max	66.3526	67.872	69.4979	121.2032	138.6467	16.5363
Base	4	18	DER07 Min	-80.5313	-66.0112	15.2549	-142.6019	-153.5353	-16.5638
Base	4	18	DER08 Max	-7.0786	97.9347	72.3095	182.5642	-7.4194	-0.0112
Base	4	18	DER08 Min	-7.1001	-96.0739	12.4433	-203.9629	-7.4693	-0.0164
Base	4	18	DERUD01	-11.0278	1.4473	65.9188	-16.6434	-11.5801	-0.0214
Base	4	18	DERUD02	-9.8672	5.8376	57.138	-23.4116	-10.36	-0.0194
Base	4	18	DERUD03	-9.7129	-1.0456	67.7215	-14.5614	-10.1999	-0.0188
Base	4	18	DERUD04	-9.7119	3.3624	58.4755	-19.1925	-10.1976	-0.019
Base	4	18	DERUD05 Max	-0.2946	15.8472	58.4405	-0.6369	8.5764	2.585
Base	4	18	DERUD05 Min	-19.1282	-5.1152	50.105	-41.9583	-28.9694	-2.6232
Base	4	18	DERUD06 Max	-9.7095	22.3539	59.5148	12.5477	-10.1922	-0.0187
Base	4	18	DERUD06 Min	-9.7133	-11.6219	49.0307	-55.1429	-10.2009	-0.0196
Base	4	18	DERUD07 Max	2.3275	11.4116	46.5441	9.9614	11.3286	2.5903
Base	4	18	DERUD07 Min	-16.5061	-9.5508	38.2086	-31.3601	-26.2172	-2.6179
Base	4	18	DERUD08 Max	-7.0874	17.9183	47.6184	23.1459	-7.44	-0.0133
Base	4	18	DERUD08 Min	-7.0912	-16.0575	37.1343	-44.5446	-7.4487	-0.0142
Base	4	18	VIG01 Max	44.6119	76.4029	80.9747	119.1459	97.8645	12.2226
Base	4	18	VIG01 Min	-64.0348	-65.6709	27.5707	-161.7411	-118.2576	-12.2609
Base	4	18	VIG02 Max	6.5929	91.9661	82.4299	150.9121	22.2386	3.6552
Base	4	18	VIG02 Min	-26.0157	-81.2341	26.1155	-193.5073	-42.6316	-3.6934
Base	4	18	VIG03 Max	47.234	71.9673	69.0784	129.7441	100.6167	12.228
Base	4	18	VIG03 Min	-61.4127	-70.1065	15.6744	-151.1428	-115.5054	-12.2555
Base	4	18	VIG04 Max	9.2149	87.5305	70.5336	161.5103	24.9908	3.6605
Base	4	18	VIG04 Min	-23.3936	-85.6697	14.2192	-182.909	-39.8794	-3.6881
Base	4	18	COL1 Max	71.7736	111.9213	94.3257	189.3676	151.895	18.3435
Base	4	18	COL1 Min	-91.1964	-101.1893	14.2197	-231.9628	-172.2881	-18.3817

Story	Joint Label	Unique Name	Load Case/Combo	FX kN	FY kN	FZ kN	MX kN-m	MY kN-m	MZ kN-m
Base	4	18	COL2 Max	14.745	135.2662	96.5085	237.0169	38.4561	5.4923
Base	4	18	COL2 Min	-34.1678	-124.5342	12.0369	-279.6121	-58.8492	-5.5306
Base	4	18	COL3 Max	74.3957	107.4857	82.4294	199.9659	154.6472	18.3488
Base	4	18	COL3 Min	-88.5744	-105.6249	2.3234	-221.3646	-169.5359	-18.3764
Base	4	18	COL4 Max	17.3671	130.8306	84.6122	247.6152	41.2083	5.4977
Base	4	18	COL4 Min	-31.5457	-128.9698	0.1406	-269.0139	-56.097	-5.5252
Base	4	18	CIM09 Max	14.287	25.4832	37.5966	42.0223	32.8585	4.2754
Base	4	18	CIM09 Min	-23.7394	-24.2426	18.9052	-56.2881	-42.7842	-4.2938
Base	4	18	CIM10 Max	0.9803	30.9303	38.1059	53.1405	6.3894	1.2768
Base	4	18	CIM10 Min	-10.4327	-29.6898	18.3959	-67.4063	-16.3152	-1.2952
Base	4	18	CIM11	-8.0083	-4.918	62.7813	-6.9838	-8.411	-0.0152
Base	4	18	CIM12	-8.1697	-0.336	57.1853	-13.4837	-8.5792	-0.0158
Base	4	18	CIM13 Max	6.226	18.5247	64.2724	23.8053	20.057	3.2283
Base	4	18	CIM13 Min	-22.5654	-19.1966	50.0982	-50.7727	-37.2154	-3.2599
Base	4	18	CIM14 Max	-3.8219	22.6378	64.657	32.2006	0.0701	0.964
Base	4	18	CIM14 Min	-12.5175	-23.3098	49.7137	-59.1681	-17.2286	-0.9956
Base	4	18	CIM15	-4.7262	0.6203	28.2509	-7.1329	-4.9629	-0.0092
Base	4	18	COMB9	-9.9324	4.8653	60.7835	-23.0645	-10.4288	-0.0195
Base	4	18	COMB10	-9.9215	-4.1569	79.387	-13.4505	-10.4198	-0.019
Base	4	18	COMB11	-9.7771	2.3901	62.1209	-18.8454	-10.2663	-0.0191
Base	4	18	DER09	-9.9324	4.8653	60.7835	-23.0645	-10.4288	-0.0195
Base	4	18	DERUD09	-9.9324	4.8653	60.7835	-23.0645	-10.4288	-0.0195
Base	4	18	DER10	-9.9215	-4.1569	79.387	-13.4505	-10.4198	-0.019
Base	4	18	DERUD10	-9.9215	-4.1569	79.387	-13.4505	-10.4198	-0.019
Base	4	18	DER11	-9.7771	2.3901	62.1209	-18.8454	-10.2663	-0.0191
Base	4	18	DERUD11	-9.7771	2.3901	62.1209	-18.8454	-10.2663	-0.0191

5.4 Modal Results

Table 5.8 - Modal Periods and Frequencies

Case	Mode	Period sec	Frequency cyc/sec	Circular Frequency rad/sec	Eigenvalue rad²/sec²
Modal	1	0.245	4.076	25.6093	655.8368
Modal	2	0.207	4.839	30.4043	924.4222
Modal	3	0.163	6.121	38.4572	1478.9576
Modal	4	0.052	19.182	120.5248	14526.2338
Modal	5	0.019	52.711	331.191	109687.4482
Modal	6	0.018	55.386	348.0003	121104.1905
Modal	7	0.015	65.942	414.3234	171663.8497

Table 5.9 - Modal Participating Mass Ratios (Part 1 of 2)

Case	Mode	Period sec	UX	UY	UZ	Sum UX	Sum UY	Sum UZ
Modal	1	0.245	0.6558	0	0	0.6558	0	0
Modal	2	0.207	0	1	0	0.6558	1	0
Modal	3	0.163	0.3436	0	0	0.9994	1	0
Modal	4	0.052	0.0006	0	0	1	1	0
Modal	5	0.019	0	0	0	1	1	0
Modal	6	0.018	0	1.864E-05	0	1	1	0
Modal	7	0.015	0	0	0	1	1	0

Table 5.9 - Modal Participating Mass Ratios (Part 2 of 2)

Case	Mode	RX	RY	RZ	Sum RX	Sum RY	Sum RZ
Modal	1	0	0.6558	0.369	0	0.6558	0.369
Modal	2	1	0	0	1	0.6558	0.369
Modal	3	0	0.3436	0.6304	1	0.9994	0.9994
Modal	4	0	0.0006	0.0006	1	1	1
Modal	5	0	0	1.395E-05	1	1	1
Modal	6	1.864E-05	0	0	1	1	1

Case	Mode	RX	RY	RZ	Sum RX	Sum RY	Sum RZ
Modal	7	0	0	0	1	1	1

Table 5.10 - Modal Load Participation Ratios

Case	Item Type	Item	Static %	Dynamic %
Modal	Acceleration	UX	100	100
Modal	Acceleration	UY	100	100
Modal	Acceleration	UZ	0	0

Table 5.11 - Modal Direction Factors

Case	Mode	Period sec	UX	UY	UZ	RZ
Modal	1	0.245	0.664	0	0	0.336
Modal	2	0.207	0	1	0	0
Modal	3	0.163	0.346	0	0	0.654
Modal	4	0.052	0.01	0	0	0.99
Modal	5	0.019	0	0	0	1
Modal	6	0.018	0	1	0	0
Modal	7	0.015	0	1	0	0

6 Design Data

This chapter provides design data and results.

6.1 Concrete Frame Design

Table 6.1 - Concrete Frame Preferences - ACI 318-08

Item	Value
Multi-Response Design	Step-by-Step
Seismic Design Category	D
# Interaction Curves	24
# Interaction Points	11
Minimum Eccentricity	Yes
Phi (Tension)	0.9
Phi (Compression Tied)	0.65
Phi (Compression Spiral)	0.7
Phi (Shear and Torsion)	0.85
Phi (Shear Seismic)	0.6
Phi (Shear Joint)	0.85
Pattern Live Load Factor	0.75
D/C Ratio Limit	0.95

Table 6.2 - Concrete Column Overwrites - ACI 318-08 (Part 1 of 2)

Story	Label	Unique Name	Design Type	Design Section	LLRF	LMajor	LMinor	KMajor	KMinor	CmMajor	CmMinor
N1	C1	7	Column	Program Determined	0.880924	0.846154	0.846154	1	1	1	1
N1	C2	8	Column	Program Determined	0.984836	0.846154	0.846154	1	1	1	1
N1	C3	9	Column	Program Determined	0.880924	0.846154	0.846154	1	1	1	1
N1	C4	10	Column	Program Determined	0.984836	0.846154	0.846154	1	1	1	1

Table 6.2 - Concrete Column Overwrites - ACI 318-08 (Part 2 of 2)

Story	Label	Unique Name	DnsMajor	DnsMinor	DsMajor	DsMinor
N1	C1	7	1	1	1	1
N1	C2	8	1	1	1	1
N1	C3	9	1	1	1	1
N1	C4	10	1	1	1	1

Table 6.3 - Concrete Beam Overwrites - ACI 318-08

Story	Label	Unique Name	Design Type	Design Section	LLRF	LMajor	LMinor
N1	B1	13	Beam	Program Determined	0.830494	0.95122	0.95122
N1	B2	14	Beam	Program Determined	0.830494	0.95122	0.95122
N1	B4	16	Beam	Program Determined	1	0.95122	0.95122
N1	B6	18	Beam	Program Determined	1	0.95122	0.95122
N1	B8	2	Beam	Program Determined	1	0.916667	0.916667
N1	B15	22	Beam	Program Determined	1	1	1
N1	B17	4	Beam	Program Determined	1	0.916667	0.916667

ETABS® 2016

Integrated Building Design Software

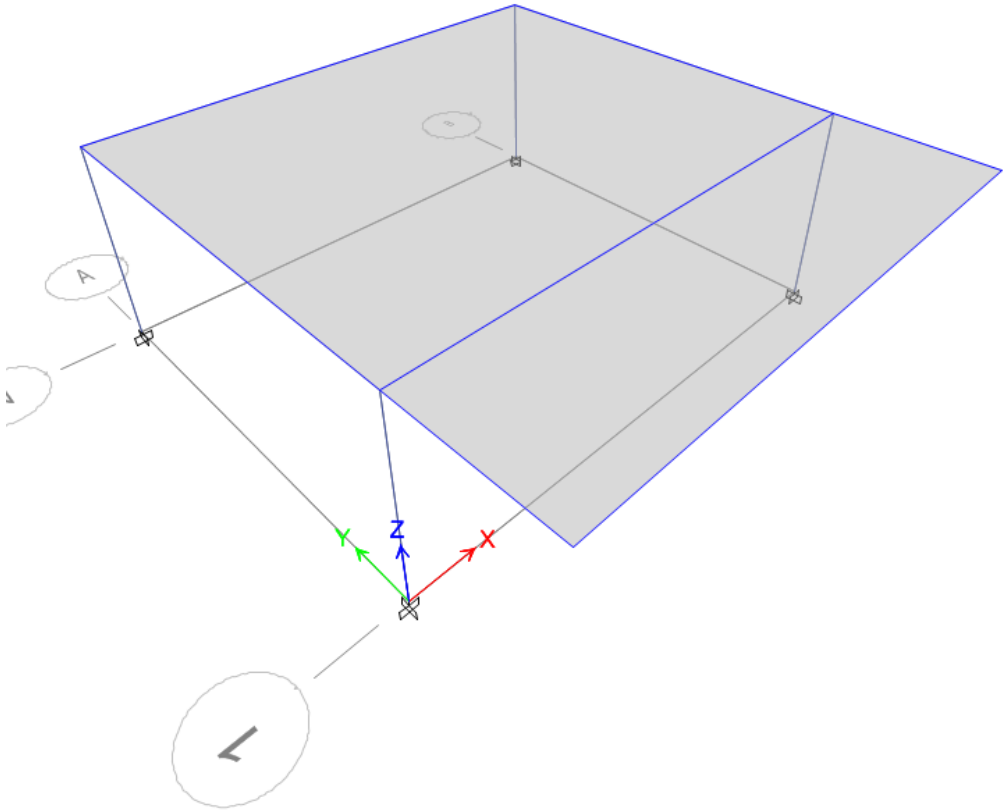

Project Report

Model File: 004 2017 EDUCACION MODULO 4A DMO - E, Revision 0
06/04/2017

Table of Contents

1. Structure Data 5
    - 1.1 Story Data 5
    - 1.2 Grid Data 5
    - 1.3 Point Coordinates 5
    - 1.4 Line Connectivity 5
    - 1.5 Area Connectivity 6
    - 1.6 Mass 6
    - 1.7 Groups 7
2. Properties 8
    - 2.1 Materials 8
    - 2.2 Frame Sections 8
    - 2.3 Shell Sections 8
    - 2.4 Reinforcement Sizes 8
    - 2.5 Tendon Sections 8
3. Assignments 9
    - 3.1 Joint Assignments 9
    - 3.2 Frame Assignments 9
    - 3.3 Shell Assignments 9
4. Loads 10
    - 4.1 Load Patterns 10
    - 4.2 Applied Loads 10
        - 4.2.1 Line Loads 10
        - 4.2.2 Area Loads 10
    - 4.3 Functions 10
        - 4.3.1 Response Spectrum Functions 10
    - 4.4 Load Cases 26
    - 4.5 Load Combinations 26
5. Analysis Results 31
    - 5.1 Structure Results 31
    - 5.2 Story Results 35
    - 5.3 Point Results 48
    - 5.4 Modal Results 56
6. Design Data 58
    - 6.1 Concrete Frame Design 58

List of Tables

Table 1.1 Story Data 5
Table 1.2 Grid Systems 5
Table 1.3 Grid Lines 5
Table 1.4 Joint Coordinates Data 5
Table 1.5 Column Connectivity Data 5
Table 1.6 Beam Connectivity Data 5
Table 1.7 Floor Connectivity Data 6
Table 1.8 Mass Source 6
Table 1.9 Centers of Mass and Rigidity 6
Table 1.10 Mass Summary by Diaphragm 6
Table 1.11 Mass Summary by Story 6
Table 1.12 Group Definitions 7
Table 2.1 Material Properties - Summary 8
Table 2.2 Frame Sections - Summary 8
Table 2.3 Shell Sections - Summary 8
Table 2.4 Reinforcing Bar Sizes 8
Table 2.5 Tendon Section Properties 8
Table 3.1 Joint Assignments - Summary 9
Table 3.2 Frame Assignments - Summary 9
Table 3.3 Shell Assignments - Summary 9
Table 4.1 Load Patterns 10
Table 4.2 Frame Loads - Distributed 10
Table 4.3 Shell Loads - Uniform 10
Table 4.4 Response Spectrum Function - User 11
Table 4.5 Load Cases - Summary 26
Table 4.6 Load Combinations 26
Table 5.1 Base Reactions 31
Table 5.2 Centers of Mass and Rigidity 33
Table 5.3 Diaphragm Center of Mass Displacements 33
Table 5.4 Story Max/Avg Displacements 35
Table 5.5 Story Drifts 38
Table 5.6 Story Max/Avg Drifts 41
Table 5.7 Story Forces 44
Table 5.8 Joint Reactions 48
Table 5.9 Modal Periods and Frequencies 56
Table 5.10 Modal Participating Mass Ratios 56
Table 5.11 Modal Load Participation Ratios 57
Table 5.12 Modal Direction Factors 57
Table 6.1 Concrete Frame Preferences - ACI 318-08 58
Table 6.2 Concrete Column Overwrites - ACI 318-08 58
Table 6.3 Concrete Beam Overwrites - ACI 318-08 58
Table 6.4 Concrete Column PMM Envelope 58

Table 6.5 Concrete Column Shear Envelope 59
Table 6.6 Concrete Beam Flexure Envelope 59
Table 6.7 Concrete Beam Shear Envelope 59
Table 6.8 Concrete Joint Envelope 60
Table 6.9 Concrete Column Summary - ACI 318-08 60
Table 6.10 Concrete Beam Summary - ACI 318-08 62
Table 6.11 Concrete Joint Summary - ACI 318-08 66

1 Structure Data

This chapter provides model geometry information, including items such as story levels, point coordinates, and element connectivity.

1.1 Story Data

Table 1.1 - Story Data

Name	Height mm	Elevation mm	Master Story	Similar To	Splice Story
N1	3250	3250	Yes	None	No
Base	0	0	No	None	No

1.2 Grid Data

Table 1.2 - Grid Systems

Name	Type	Story Range	X Origin m	Y Origin m	Rotation deg	Bubble Size mm	Color
G1	Cartesian	Default	0	0	0	1250	Gray

Table 1.3 - Grid Lines

Grid System	Grid Direction	Grid ID	Visible	Bubble Location	Ordinate m
G1	X	A	Yes	End	0
G1	X	B	Yes	End	8.2
G1	Y	1	Yes	Start	0
G1	Y	2	Yes	Start	6.7

1.3 Point Coordinates

Table 1.4 - Joint Coordinates Data

Label	X mm	Y mm	ΔZ Below mm
1	0	0	0
2	0	6700	0
3	8200	0	0
4	8200	6700	0
10	0	-2400	0
9	8200	-2400	0

1.4 Line Connectivity

Table 1.5 - Column Connectivity Data

Column	I-End Point	J-End Point	I-End Story
C1	1	1	Below
C2	2	2	Below
C3	3	3	Below
C4	4	4	Below

Table 1.6 - Beam Connectivity Data

Beam	I-End Point	J-End Point	Curve Type
B1	1	2	None
B2	3	4	None
B4	1	3	None
B6	2	4	None
B8	10	1	None
B15	10	9	None
B17	9	3	None

1.5 Area Connectivity

Table 1.7 - Floor Connectivity Data

Floor	Number of Edges	Edge Number	Point 1	Point 2	Curve Type
F1	4	1	9	3	None
		2	3	1	None
		3	1	10	None
		4	10	9	None
F5	4	1	3	4	None
		2	4	2	None
		3	2	1	None
		4	1	3	None

1.6 Mass

Table 1.8 - Mass Source

Name	Include Elements	Include Added Mass	Include Loads	Include Lateral	Include Vertical	Lump at Stories	IsDefault	Load Pattern	Multiplier
MsSrc1	No	No	Yes	Yes	No	Yes	Yes	D	1
MsSrc1	No	No	Yes	Yes	No	Yes	Yes	L	0.3

Table 1.9 - Centers of Mass and Rigidity

Story	Diaphragm	Mass X kg	Mass Y kg	XCM m	YCM m	Cumulative X kg	Cumulative Y kg	XCCM m	YCCM m	XCR m	YCR m
N1	D1	27287.35	27287.35	4.1	-0.7365	27287.35	27287.35	4.1	-0.7365	4.1	2.7692

Table 1.10 - Mass Summary by Diaphragm

Story	Diaphragm	Mass X kg	Mass Y kg	Mass Moment of Inertia ton-m²	X Mass Center m	Y Mass Center m
N1	D1	27287.35	27287.35	492.1313	4.1	-0.7365

Table 1.11 - Mass Summary by Story

Story	UX kg	UY kg	UZ kg
N1	36412.6	36412.6	0
Base	2498.55	2498.55	0

1.7 Groups

Table 1.12 - Group Definitions

Name	Color
All	Yellow

2 Properties

This chapter provides property information for materials, frame sections, shell sections, and links.

2.1 Materials

Table 2.1 - Material Properties - Summary

Name	Type	E MPa	ν	Unit Weight kN/m³	Design Strengths
A416Gr270	Tendon	196500.6	0	76.9729	Fy=1689.91 MPa, Fu=1861.58 MPa
A615Gr60	Rebar	199947.98	0.3	76.9729	Fy=413.69 MPa, Fu=620.53 MPa
CONC00	Concrete	25267.13	0.2	0	Fc=28 MPa
CONC21	Concrete	21538	0.2	23.56	Fc=21 MPa
RMAT	Rebar	199947.98	0.3	76.9729	Fy=420 MPa, Fu=630 MPa

2.2 Frame Sections

Table 2.2 - Frame Sections - Summary

Name	Material	Shape
C40X40	CONC21	Concrete Rectangular
V30X50	CONC21	Concrete Rectangular
VB20X50	CONC21	Concrete Rectangular

2.3 Shell Sections

Table 2.3 - Shell Sections - Summary

Name	Design Type	Element Type	Material	Total Thickness mm
CUB	Slab	Membrane		5
LOSA	Slab	Membrane		5

2.4 Reinforcement Sizes

Table 2.4 - Reinforcing Bar Sizes

Name	Diameter mm	Area cm²
#2	6.4	0.3
#3	9.5	0.7
#5	15.9	2
#6	19.1	2.8
#8	25.4	5.1
#9	28.7	6.5
15M	16	2

2.5 Tendon Sections

Table 2.5 - Tendon Section Properties

Name	Material	StrandArea cm²	Color
Tendon1	A416Gr270	1	Yellow

3 Assignments

This chapter provides a listing of the assignments applied to the model.

3.1 Joint Assignments

Table 3.1 - Joint Assignments - Summary

Story	Label	Unique Name	Diaphragm	Restraints
N1	1	2	D1	
N1	2	14	Disconnected	
N1	3	6	D1	
N1	4	17	Disconnected	
N1	10	25	D1	
N1	9	26	D1	
Base	1	13	Disconnected	UX; UY; UZ; RX; RY; RZ
Base	2	15	Disconnected	UX; UY; UZ; RX; RY; RZ
Base	3	16	Disconnected	UX; UY; UZ; RX; RY; RZ
Base	4	18	Disconnected	UX; UY; UZ; RX; RY; RZ

3.2 Frame Assignments

Table 3.2 - Frame Assignments - Summary

Story	Label	Unique Name	Design Type	Length mm	Analysis Section	Design Section	Min Number Stations
N1	C1	7	Column	3250	C40X40	C40X40	11
N1	C2	8	Column	3250	C40X40	C40X40	11
N1	C3	9	Column	3250	C40X40	C40X40	11
N1	C4	10	Column	3250	C40X40	C40X40	11
N1	B1	13	Beam	6700	V30X50	V30X50	11
N1	B2	14	Beam	6700	V30X50	V30X50	11
N1	B4	16	Beam	8200	V30X50	V30X50	11
N1	B6	18	Beam	8200	V30X50	V30X50	11
N1	B8	2	Beam	2400	V30X50	V30X50	11
N1	B15	22	Beam	8200	VB20X50	VB20X50	11
N1	B17	4	Beam	2400	V30X50	V30X50	11

3.3 Shell Assignments

Table 3.3 - Shell Assignments - Summary

Story	Label	Unique Name	Section	Axis Angle deg
N1	F1	3	LOSA	90
N1	F5	5	CUB	

4 Loads

This chapter provides loading information as applied to the model.

4.1 Load Patterns

Table 4.1 - Load Patterns

Name	Type	Self Weight Multiplier	Auto Load
D	Dead	1	
L	Live	0	
LR	Live	0	
W	Wind	0	None
G	Snow	0	

4.2 Applied Loads

4.2.1 Line Loads

Table 4.2 - Frame Loads - Distributed

Story	Label	Unique Name	Design Type	Load Pattern	LoadType	Direction	Relative Distance Start	Relative Distance End	Absolute Distance Start mm	Absolute Distance End mm	Force at Start kN/m	Force at End kN/m
N1	B1	13	Beam	D	Force	Gravity	0	1	0	6700	4.4	0
N1	B2	14	Beam	D	Force	Gravity	0	1	0	6700	4.4	0
N1	B4	16	Beam	D	Force	Gravity	0	1	0	8200	4.4	4.4
N1	B15	22	Beam	D	Force	Gravity	0	1	0	8200	1.55	1.55

4.2.2 Area Loads

Table 4.3 - Shell Loads - Uniform

Story	Label	Unique Name	Load Pattern	Direction	Load kN/m²
N1	F1	3	D	Gravity	4.3
N1	F5	5	D	Gravity	0.64
N1	F1	3	LR	Gravity	2
N1	F5	5	LR	Gravity	0.5
N1	F1	3	G	Gravity	1
N1	F5	5	G	Gravity	1

4.3 Functions

4.3.1 Response Spectrum Functions

Table 4.4 - Response Spectrum Function - User

Name	Period sec	Acceleration	Damping %
Umbral	0	0.08	2
Umbral	0.01	0.086	
Umbral	0.02	0.093	
Umbral	0.03	0.099	
Umbral	0.04	0.106	
Umbral	0.05	0.112	
Umbral	0.06	0.118	
Umbral	0.07	0.125	
Umbral	0.08	0.131	
Umbral	0.09	0.138	
Umbral	0.1	0.144	
Umbral	0.11	0.15	
Umbral	0.12	0.157	
Umbral	0.13	0.163	
Umbral	0.14	0.17	

Name	Period sec	Acceleration	Damping %
Umbral	0.15	0.176	
Umbral	0.16	0.182	
Umbral	0.17	0.189	
Umbral	0.18	0.195	
Umbral	0.19	0.202	
Umbral	0.2	0.208	
Umbral	0.21	0.214	
Umbral	0.22	0.221	
Umbral	0.23	0.227	
Umbral	0.24	0.234	
Umbral	0.25	0.24	
Umbral	0.26	0.24	
Umbral	0.27	0.24	
Umbral	0.28	0.24	
Umbral	0.29	0.24	
Umbral	0.3	0.24	
Umbral	0.31	0.24	
Umbral	0.32	0.24	
Umbral	0.33	0.24	
Umbral	0.34	0.24	
Umbral	0.35	0.24	
Umbral	0.36	0.24	
Umbral	0.37	0.24	
Umbral	0.38	0.24	
Umbral	0.39	0.24	
Umbral	0.4	0.24	
Umbral	0.41	0.24	
Umbral	0.42	0.24	
Umbral	0.43	0.24	
Umbral	0.44	0.24	
Umbral	0.45	0.24	
Umbral	0.46	0.24	
Umbral	0.47	0.24	
Umbral	0.48	0.24	
Umbral	0.49	0.24	
Umbral	0.5	0.24	
Umbral	0.51	0.24	
Umbral	0.52	0.24	
Umbral	0.53	0.24	
Umbral	0.54	0.24	
Umbral	0.55	0.24	
Umbral	0.56	0.24	
Umbral	0.57	0.24	
Umbral	0.58	0.24	
Umbral	0.59	0.24	
Umbral	0.6	0.24	
Umbral	0.61	0.24	
Umbral	0.62	0.24	
Umbral	0.63	0.24	
Umbral	0.64	0.24	
Umbral	0.65	0.24	
Umbral	0.66	0.24	
Umbral	0.67	0.24	
Umbral	0.68	0.24	
Umbral	0.69	0.24	
Umbral	0.7	0.24	
Umbral	0.71	0.24	
Umbral	0.72	0.24	
Umbral	0.73	0.24	
Umbral	0.74	0.24	

Name	Period sec	Acceleration	Damping %
Umbral	0.75	0.24	
Umbral	0.76	0.24	
Umbral	0.77	0.24	
Umbral	0.78	0.24	
Umbral	0.79	0.24	
Umbral	0.8	0.24	
Umbral	0.81	0.24	
Umbral	0.82	0.24	
Umbral	0.83	0.24	
Umbral	0.84	0.24	
Umbral	0.85	0.24	
Umbral	0.86	0.24	
Umbral	0.87	0.24	
Umbral	0.88	0.24	
Umbral	0.89	0.24	
Umbral	0.9	0.24	
Umbral	0.91	0.24	
Umbral	0.92	0.24	
Umbral	0.93	0.24	
Umbral	0.94	0.24	
Umbral	0.95	0.24	
Umbral	0.96	0.24	
Umbral	0.97	0.24	
Umbral	0.98	0.24	
Umbral	0.99	0.24	
Umbral	1	0.24	
Umbral	1.01	0.24	
Umbral	1.02	0.24	
Umbral	1.03	0.24	
Umbral	1.04	0.24	
Umbral	1.05	0.24	
Umbral	1.06	0.24	
Umbral	1.07	0.24	
Umbral	1.08	0.24	
Umbral	1.09	0.24	
Umbral	1.1	0.24	
Umbral	1.11	0.24	
Umbral	1.12	0.24	
Umbral	1.13	0.24	
Umbral	1.14	0.24	
Umbral	1.15	0.24	
Umbral	1.16	0.24	
Umbral	1.17	0.24	
Umbral	1.18	0.24	
Umbral	1.19	0.24	
Umbral	1.2	0.24	
Umbral	1.21	0.24	
Umbral	1.22	0.24	
Umbral	1.23	0.24	
Umbral	1.24	0.24	
Umbral	1.25	0.24	
Umbral	1.26	0.24	
Umbral	1.27	0.24	
Umbral	1.28	0.24	
Umbral	1.29	0.24	
Umbral	1.3	0.24	
Umbral	1.31	0.24	
Umbral	1.32	0.24	
Umbral	1.33	0.24	
Umbral	1.34	0.24	

Name	Period sec	Acceleration	Damping %
Umbral	1.35	0.24	
Umbral	1.36	0.24	
Umbral	1.37	0.24	
Umbral	1.38	0.24	
Umbral	1.39	0.24	
Umbral	1.4	0.24	
Umbral	1.41	0.24	
Umbral	1.42	0.24	
Umbral	1.43	0.24	
Umbral	1.44	0.24	
Umbral	1.45	0.24	
Umbral	1.46	0.24	
Umbral	1.47	0.24	
Umbral	1.48	0.24	
Umbral	1.49	0.24	
Umbral	1.5	0.24	
Umbral	1.51	0.24	
Umbral	1.52	0.24	
Umbral	1.53	0.24	
Umbral	1.54	0.24	
Umbral	1.55	0.24	
Umbral	1.56	0.24	
Umbral	1.57	0.24	
Umbral	1.58	0.24	
Umbral	1.59	0.24	
Umbral	1.6	0.24	
Umbral	1.61	0.24	
Umbral	1.62	0.24	
Umbral	1.63	0.24	
Umbral	1.64	0.24	
Umbral	1.65	0.24	
Umbral	1.66	0.24	
Umbral	1.67	0.24	
Umbral	1.68	0.24	
Umbral	1.69	0.24	
Umbral	1.7	0.24	
Umbral	1.71	0.24	
Umbral	1.72	0.24	
Umbral	1.73	0.24	
Umbral	1.74	0.24	
Umbral	1.75	0.24	
Umbral	1.76	0.24	
Umbral	1.77	0.24	
Umbral	1.78	0.24	
Umbral	1.79	0.24	
Umbral	1.8	0.24	
Umbral	1.81	0.24	
Umbral	1.82	0.24	
Umbral	1.83	0.24	
Umbral	1.84	0.24	
Umbral	1.85	0.24	
Umbral	1.86	0.24	
Umbral	1.87	0.24	
Umbral	1.88	0.24	
Umbral	1.89	0.24	
Umbral	1.9	0.24	
Umbral	1.91	0.24	
Umbral	1.92	0.24	
Umbral	1.93	0.24	
Umbral	1.94	0.24	

Name	Period sec	Acceleration	Damping %
Umbral	1.95	0.24	
Umbral	1.96	0.24	
Umbral	1.97	0.24	
Umbral	1.98	0.24	
Umbral	1.99	0.24	
Umbral	2	0.24	
Umbral	2.01	0.239	
Umbral	2.02	0.238	
Umbral	2.03	0.236	
Umbral	2.04	0.235	
Umbral	2.05	0.234	
Umbral	2.06	0.233	
Umbral	2.07	0.232	
Umbral	2.08	0.231	
Umbral	2.09	0.23	
Umbral	2.1	0.229	
Umbral	2.11	0.227	
Umbral	2.12	0.226	
Umbral	2.13	0.225	
Umbral	2.14	0.224	
Umbral	2.15	0.223	
Umbral	2.16	0.222	
Umbral	2.17	0.221	
Umbral	2.18	0.22	
Umbral	2.19	0.219	
Umbral	2.2	0.218	
Umbral	2.21	0.217	
Umbral	2.22	0.216	
Umbral	2.23	0.215	
Umbral	2.24	0.214	
Umbral	2.25	0.213	
Umbral	2.26	0.212	
Umbral	2.27	0.211	
Umbral	2.28	0.211	
Umbral	2.29	0.21	
Umbral	2.3	0.209	
Umbral	2.31	0.208	
Umbral	2.32	0.207	
Umbral	2.33	0.206	
Umbral	2.34	0.205	
Umbral	2.35	0.204	
Umbral	2.36	0.203	
Umbral	2.37	0.203	
Umbral	2.38	0.202	
Umbral	2.39	0.201	
Umbral	2.4	0.2	
Umbral	2.41	0.199	
Umbral	2.42	0.198	
Umbral	2.43	0.198	
Umbral	2.44	0.197	
Umbral	2.45	0.196	
Umbral	2.46	0.195	
Umbral	2.47	0.194	
Umbral	2.48	0.194	
Umbral	2.49	0.193	
Umbral	2.5	0.192	
Umbral	2.51	0.191	
Umbral	2.52	0.19	
Umbral	2.53	0.19	
Umbral	2.54	0.189	

Name	Period sec	Acceleration	Damping %
Umbral	2.55	0.188	
Umbral	2.56	0.188	
Umbral	2.57	0.187	
Umbral	2.58	0.186	
Umbral	2.59	0.185	
Umbral	2.6	0.185	
Umbral	2.61	0.184	
Umbral	2.62	0.183	
Umbral	2.63	0.183	
Umbral	2.64	0.182	
Umbral	2.65	0.181	
Umbral	2.66	0.18	
Umbral	2.67	0.18	
Umbral	2.68	0.179	
Umbral	2.69	0.178	
Umbral	2.7	0.178	
Umbral	2.71	0.177	
Umbral	2.72	0.176	
Umbral	2.73	0.176	
Umbral	2.74	0.175	
Umbral	2.75	0.175	
Umbral	2.76	0.174	
Umbral	2.77	0.173	
Umbral	2.78	0.173	
Umbral	2.79	0.172	
Umbral	2.8	0.171	
Umbral	2.81	0.171	
Umbral	2.82	0.17	
Umbral	2.83	0.17	
Umbral	2.84	0.169	
Umbral	2.85	0.168	
Umbral	2.86	0.168	
Umbral	2.87	0.167	
Umbral	2.88	0.167	
Umbral	2.89	0.166	
Umbral	2.9	0.166	
Umbral	2.91	0.165	
Umbral	2.92	0.164	
Umbral	2.93	0.164	
Umbral	2.94	0.163	
Umbral	2.95	0.163	
Umbral	2.96	0.162	
Umbral	2.97	0.162	
Umbral	2.98	0.161	
Umbral	2.99	0.161	
Umbral	3	0.16	
Umbral	3.01	0.159	
Umbral	3.02	0.159	
Umbral	3.03	0.158	
Umbral	3.04	0.158	
Umbral	3.05	0.157	
Umbral	3.06	0.157	
Umbral	3.07	0.156	
Umbral	3.08	0.156	
Umbral	3.09	0.155	
Umbral	3.1	0.155	
Umbral	3.11	0.154	
Umbral	3.12	0.154	
Umbral	3.13	0.153	
Umbral	3.14	0.153	

Name	Period sec	Acceleration	Damping %
Umbral	3.15	0.152	
Umbral	3.16	0.152	
Umbral	3.17	0.151	
Umbral	3.18	0.151	
Umbral	3.19	0.15	
Umbral	3.2	0.15	
Umbral	3.21	0.15	
Umbral	3.22	0.149	
Umbral	3.23	0.149	
Umbral	3.24	0.148	
Umbral	3.25	0.148	
Umbral	3.26	0.147	
Umbral	3.27	0.147	
Umbral	3.28	0.146	
Umbral	3.29	0.146	
Umbral	3.3	0.145	
Umbral	3.31	0.145	
Umbral	3.32	0.145	
Umbral	3.33	0.144	
Umbral	3.34	0.144	
Umbral	3.35	0.143	
Umbral	3.36	0.143	
Umbral	3.37	0.142	
Umbral	3.38	0.142	
Umbral	3.39	0.142	
Umbral	3.4	0.141	
Umbral	3.41	0.141	
Umbral	3.42	0.14	
Umbral	3.43	0.14	
Umbral	3.44	0.14	
Umbral	3.45	0.139	
Umbral	3.46	0.139	
Umbral	3.47	0.138	
Umbral	3.48	0.138	
Umbral	3.49	0.138	
Umbral	3.5	0.137	
Umbral	3.51	0.137	
Umbral	3.52	0.136	
Umbral	3.53	0.136	
Umbral	3.54	0.136	
Umbral	3.55	0.135	
Umbral	3.56	0.135	
Umbral	3.57	0.134	
Umbral	3.58	0.134	
Umbral	3.59	0.134	
Umbral	3.6	0.133	
Umbral	3.61	0.133	
Umbral	3.62	0.133	
Umbral	3.63	0.132	
Umbral	3.64	0.132	
Umbral	3.65	0.132	
Umbral	3.66	0.131	
Umbral	3.67	0.131	
Umbral	3.68	0.13	
Umbral	3.69	0.13	
Umbral	3.7	0.13	
Umbral	3.71	0.129	
Umbral	3.72	0.129	
Umbral	3.73	0.129	
Umbral	3.74	0.128	

Name	Period sec	Acceleration	Damping %
Umbral	3.75	0.128	
Umbral	3.76	0.128	
Umbral	3.77	0.127	
Umbral	3.78	0.127	
Umbral	3.79	0.127	
Umbral	3.8	0.126	
Umbral	3.81	0.126	
Umbral	3.82	0.126	
Umbral	3.83	0.125	
Umbral	3.84	0.125	
Umbral	3.85	0.125	
Umbral	3.86	0.124	
Umbral	3.87	0.124	
Umbral	3.88	0.124	
Umbral	3.89	0.123	
Umbral	3.9	0.123	
Umbral	3.91	0.123	
Umbral	3.92	0.122	
Umbral	3.93	0.122	
Umbral	3.94	0.122	
Umbral	3.95	0.122	
Umbral	3.96	0.121	
Umbral	3.97	0.121	
Umbral	3.98	0.121	
Umbral	3.99	0.12	
Umbral	4	0.12	
Umbral	4.01	0.12	
Umbral	4.02	0.119	
Umbral	4.03	0.119	
Umbral	4.04	0.119	
Umbral	4.05	0.119	
Umbral	4.06	0.118	
Umbral	4.07	0.118	
Umbral	4.08	0.118	
Umbral	4.09	0.117	
Umbral	4.1	0.117	
Umbral	4.11	0.117	
Umbral	4.12	0.117	
Umbral	4.13	0.116	
Umbral	4.14	0.116	
Umbral	4.15	0.116	
Umbral	4.16	0.115	
Umbral	4.17	0.115	
Umbral	4.18	0.115	
Umbral	4.19	0.115	
Umbral	4.2	0.114	
Umbral	4.21	0.114	
Umbral	4.22	0.114	
Umbral	4.23	0.113	
Umbral	4.24	0.113	
Umbral	4.25	0.113	
Umbral	4.26	0.113	
Umbral	4.27	0.112	
Umbral	4.28	0.112	
Umbral	4.29	0.112	
Umbral	4.3	0.112	
Umbral	4.31	0.111	
Umbral	4.32	0.111	
Umbral	4.33	0.111	
Umbral	4.34	0.111	

Name	Period sec	Acceleration	Damping %
Umbral	4.35	0.11	
Umbral	4.36	0.11	
Umbral	4.37	0.11	
Umbral	4.38	0.11	
Umbral	4.39	0.109	
Umbral	4.4	0.109	
Umbral	4.41	0.109	
Umbral	4.42	0.109	
Umbral	4.43	0.108	
Umbral	4.44	0.108	
Umbral	4.45	0.108	
Umbral	4.46	0.108	
Umbral	4.47	0.107	
Umbral	4.48	0.107	
Umbral	4.49	0.107	
Umbral	4.5	0.107	
Umbral	4.51	0.106	
Umbral	4.52	0.106	
Umbral	4.53	0.106	
Umbral	4.54	0.106	
Umbral	4.55	0.105	
Umbral	4.56	0.105	
Umbral	4.57	0.105	
Umbral	4.58	0.105	
Umbral	4.59	0.105	
Umbral	4.6	0.104	
Umbral	4.61	0.104	
Umbral	4.62	0.104	
Umbral	4.63	0.104	
Umbral	4.64	0.103	
Umbral	4.65	0.103	
Umbral	4.66	0.103	
Umbral	4.67	0.103	
Umbral	4.68	0.103	
Umbral	4.69	0.102	
Umbral	4.7	0.102	
Umbral	4.71	0.102	
Umbral	4.72	0.102	
Umbral	4.73	0.101	
Umbral	4.74	0.101	
Umbral	4.75	0.101	
Umbral	4.76	0.101	
Umbral	4.77	0.101	
Umbral	4.78	0.1	
Umbral	4.79	0.1	
Umbral	4.8	0.1	
Umbral	4.81	0.1	
Umbral	4.82	0.1	
Umbral	4.83	0.099	
Umbral	4.84	0.099	
Umbral	4.85	0.099	
Umbral	4.86	0.099	
Umbral	4.87	0.099	
Umbral	4.88	0.098	
Umbral	4.89	0.098	
Umbral	4.9	0.098	
Umbral	4.91	0.098	
Umbral	4.92	0.098	
Umbral	4.93	0.097	
Umbral	4.94	0.097	

Name	Period sec	Acceleration	Damping %
Umbral	4.95	0.097	
Umbral	4.96	0.097	
Umbral	4.97	0.097	
Umbral	4.98	0.096	
Umbral	4.99	0.096	
Umbral	5	0.096	
Umbral	5.01	0.096	
Umbral	5.02	0.096	
Umbral	5.03	0.095	
Umbral	5.04	0.095	
Umbral	5.05	0.095	
Umbral	5.06	0.095	
Umbral	5.07	0.095	
Umbral	5.08	0.094	
Umbral	5.09	0.094	
Umbral	5.1	0.094	
Umbral	5.11	0.094	
Umbral	5.12	0.094	
Umbral	5.13	0.094	
Umbral	5.14	0.093	
Umbral	5.15	0.093	
Umbral	5.16	0.093	
Umbral	5.17	0.093	
Umbral	5.18	0.093	
Umbral	5.19	0.092	
Umbral	5.2	0.092	
Umbral	5.21	0.092	
Umbral	5.22	0.092	
Umbral	5.23	0.092	
Umbral	5.24	0.092	
Umbral	5.25	0.091	
Umbral	5.26	0.091	
Umbral	5.27	0.091	
Umbral	5.28	0.091	
Umbral	5.29	0.091	
Umbral	5.3	0.091	
Umbral	5.31	0.09	
Umbral	5.32	0.09	
Umbral	5.33	0.09	
Umbral	5.34	0.09	
Umbral	5.35	0.09	
Umbral	5.36	0.09	
Umbral	5.37	0.089	
Umbral	5.38	0.089	
Umbral	5.39	0.089	
Umbral	5.4	0.089	
Umbral	5.41	0.089	
Umbral	5.42	0.089	
Umbral	5.43	0.088	
Umbral	5.44	0.088	
Umbral	5.45	0.088	
Umbral	5.46	0.088	
Umbral	5.47	0.088	
Umbral	5.48	0.088	
Umbral	5.49	0.087	
Umbral	5.5	0.087	
Umbral	5.51	0.087	
Umbral	5.52	0.087	
Umbral	5.53	0.087	
Umbral	5.54	0.087	

Name	Period sec	Acceleration	Damping %
Umbral	5.55	0.086	
Umbral	5.56	0.086	
Umbral	5.57	0.086	
Umbral	5.58	0.086	
Umbral	5.59	0.086	
Umbral	5.6	0.086	
Umbral	5.61	0.086	
Umbral	5.62	0.085	
Umbral	5.63	0.085	
Umbral	5.64	0.085	
Umbral	5.65	0.085	
Umbral	5.66	0.085	
Umbral	5.67	0.085	
Umbral	5.68	0.085	
Umbral	5.69	0.084	
Umbral	5.7	0.084	
Umbral	5.71	0.084	
Umbral	5.72	0.084	
Umbral	5.73	0.084	
Umbral	5.74	0.084	
Umbral	5.75	0.083	
Umbral	5.76	0.083	
Umbral	5.77	0.083	
Umbral	5.78	0.083	
Umbral	5.79	0.083	
Umbral	5.8	0.083	
Umbral	5.81	0.083	
Umbral	5.82	0.082	
Umbral	5.83	0.082	
Umbral	5.84	0.082	
Umbral	5.85	0.082	
Umbral	5.86	0.082	
Umbral	5.87	0.082	
Umbral	5.88	0.082	
Umbral	5.89	0.081	
Umbral	5.9	0.081	
Umbral	5.91	0.081	
Umbral	5.92	0.081	
Umbral	5.93	0.081	
Umbral	5.94	0.081	
Umbral	5.95	0.081	
Umbral	5.96	0.081	
Umbral	5.97	0.08	
Umbral	5.98	0.08	
Umbral	5.99	0.08	
Umbral	6	0.08	
Umbral	6.01	0.08	
Umbral	6.02	0.08	
Umbral	6.03	0.08	
Umbral	6.04	0.079	
Umbral	6.05	0.079	
Umbral	6.06	0.079	
Umbral	6.07	0.079	
Umbral	6.08	0.079	
Umbral	6.09	0.079	
Umbral	6.1	0.079	
Umbral	6.11	0.079	
Umbral	6.12	0.078	
Umbral	6.13	0.078	
Umbral	6.14	0.078	

Name	Period sec	Acceleration	Damping %
Umbral	6.15	0.078	
Umbral	6.16	0.078	
Umbral	6.17	0.078	
Umbral	6.18	0.078	
Umbral	6.19	0.078	
Umbral	6.2	0.077	
Umbral	6.21	0.077	
Umbral	6.22	0.077	
Umbral	6.23	0.077	
Umbral	6.24	0.077	
Umbral	6.25	0.077	
Umbral	6.26	0.077	
Umbral	6.27	0.077	
Umbral	6.28	0.076	
Umbral	6.29	0.076	
Umbral	6.3	0.076	
Umbral	6.31	0.076	
Umbral	6.32	0.076	
Umbral	6.33	0.076	
Umbral	6.34	0.076	
Umbral	6.35	0.076	
Umbral	6.36	0.075	
Umbral	6.37	0.075	
Umbral	6.38	0.075	
Umbral	6.39	0.075	
Umbral	6.4	0.075	
Umbral	6.41	0.075	
Umbral	6.42	0.075	
Umbral	6.43	0.075	
Umbral	6.44	0.075	
Umbral	6.45	0.074	
Umbral	6.46	0.074	
Umbral	6.47	0.074	
Umbral	6.48	0.074	
Umbral	6.49	0.074	
Umbral	6.5	0.074	
Umbral	6.51	0.074	
Umbral	6.52	0.074	
Umbral	6.53	0.074	
Umbral	6.54	0.073	
Umbral	6.55	0.073	
Umbral	6.56	0.073	
Umbral	6.57	0.073	
Umbral	6.58	0.073	
Umbral	6.59	0.073	
Umbral	6.6	0.073	
Umbral	6.61	0.073	
Umbral	6.62	0.073	
Umbral	6.63	0.072	
Umbral	6.64	0.072	
Umbral	6.65	0.072	
Umbral	6.66	0.072	
Umbral	6.67	0.072	
Umbral	6.68	0.072	
Umbral	6.69	0.072	
Umbral	6.7	0.072	
Umbral	6.71	0.072	
Umbral	6.72	0.071	
Umbral	6.73	0.071	
Umbral	6.74	0.071	

Name	Period sec	Acceleration	Damping %
Umbral	6.75	0.071	
Umbral	6.76	0.071	
Umbral	6.77	0.071	
Umbral	6.78	0.071	
Umbral	6.79	0.071	
Umbral	6.8	0.071	
Umbral	6.81	0.07	
Umbral	6.82	0.07	
Umbral	6.83	0.07	
Umbral	6.84	0.07	
Umbral	6.85	0.07	
Umbral	6.86	0.07	
Umbral	6.87	0.07	
Umbral	6.88	0.07	
Umbral	6.89	0.07	
Umbral	6.9	0.07	
Umbral	6.91	0.069	
Umbral	6.92	0.069	
Umbral	6.93	0.069	
Umbral	6.94	0.069	
Umbral	6.95	0.069	
Umbral	6.96	0.069	
Umbral	6.97	0.069	
Umbral	6.98	0.069	
Umbral	6.99	0.069	
Umbral	7	0.069	
Umbral	7.01	0.068	
Umbral	7.02	0.068	
Umbral	7.03	0.068	
Umbral	7.04	0.068	
Umbral	7.05	0.068	
Umbral	7.06	0.068	
Umbral	7.07	0.068	
Umbral	7.08	0.068	
Umbral	7.09	0.068	
Umbral	7.1	0.068	
Umbral	7.11	0.068	
Umbral	7.12	0.067	
Umbral	7.13	0.067	
Umbral	7.14	0.067	
Umbral	7.15	0.067	
Umbral	7.16	0.067	
Umbral	7.17	0.067	
Umbral	7.18	0.067	
Umbral	7.19	0.067	
Umbral	7.2	0.067	
Umbral	7.21	0.067	
Umbral	7.22	0.066	
Umbral	7.23	0.066	
Umbral	7.24	0.066	
Umbral	7.25	0.066	
Umbral	7.26	0.066	
Umbral	7.27	0.066	
Umbral	7.28	0.066	
Umbral	7.29	0.066	
Umbral	7.3	0.066	
Umbral	7.31	0.066	
Umbral	7.32	0.066	
Umbral	7.33	0.065	
Umbral	7.34	0.065	

Name	Period sec	Acceleration	Damping %
Umbral	7.35	0.065	
Umbral	7.36	0.065	
Umbral	7.37	0.065	
Umbral	7.38	0.065	
Umbral	7.39	0.065	
Umbral	7.4	0.065	
Umbral	7.41	0.065	
Umbral	7.42	0.065	
Umbral	7.43	0.065	
Umbral	7.44	0.065	
Umbral	7.45	0.064	
Umbral	7.46	0.064	
Umbral	7.47	0.064	
Umbral	7.48	0.064	
Umbral	7.49	0.064	
Umbral	7.5	0.064	

4.4 Load Cases

Table 4.5 - Load Cases - Summary

Name	Type
D	Linear Static
L	Linear Static
LR	Linear Static
EX	Response Spectrum
EY	Response Spectrum
DISX	Response Spectrum
DISY	Response Spectrum
W	Linear Static
G	Linear Static
DERUX	Response Spectrum
DERUY	Response Spectrum

4.5 Load Combinations

Table 4.6 - Load Combinations

Name	Load Case/Combo	Scale Factor	Type	Auto
COMB1	D	1.4	Linear Add	No
COMB2	D	1.2	Linear Add	No
COMB2	L	1.6		No
COMB2	LR	0.5		No
COMB3	D	1.2	Linear Add	No
COMB3	L	1		No
COMB3	LR	1.6		No
COMB4	D	1.2	Linear Add	No
COMB4	L	1		No
COMB4	LR	0.5		No
COMB5	D	1.2	Linear Add	No
COMB5	L	1		No
COMB5	DISX	1		No
COMB5	DISY	0.3		No
COMB6	D	1.2	Linear Add	No
COMB6	L	1		No
COMB6	DISY	1		No
COMB6	DISX	0.3		No
COMB7	D	0.9	Linear Add	No

Name	Load Case/Combo	Scale Factor	Type	Auto
COMB7	DISY	1		No
COMB7	DISX	0.3		No
COMB8	D	0.9	Linear Add	No
COMB8	DISY	0.3		No
COMB8	DISX	1		No
ENVE	COMB1	1	Envelope	No
ENVE	COMB2	1		No
ENVE	COMB3	1		No
ENVE	COMB4	1		No
ENVE	COMB5	1		No
ENVE	COMB6	1		No
ENVE	COMB7	1		No
ENVE	COMB8	1		No
CIM01	D	1	Linear Add	No
CIM02	D	1	Linear Add	No
CIM02	L	1		No
CIM03	D	1	Linear Add	No
CIM03	LR	1		No
CIM04	D	1	Linear Add	No
CIM04	L	0.75		No
CIM04	LR	0.75		No
CIM05	D	1	Linear Add	No
CIM05	DISX	0.7		No
CIM05	DISY	0.21		No
CIM06	D	1	Linear Add	No
CIM06	DISX	0.21		No
CIM06	DISY	0.7		No
CIM07	D	1	Linear Add	No
CIM07	DISX	0.53		No
CIM07	DISY	0.16		No
CIM07	L	0.75		No
CIM07	LR	0.75		No
CIM08	D	1	Linear Add	No
CIM08	DISX	0.16		No
CIM08	DISY	0.53		No
CIM08	L	0.75		No
CIM08	LR	0.75		No
DER01	D	1.4	Linear Add	No
DER02	D	1.2	Linear Add	No
DER02	L	1.6		No
DER02	LR	0.5		No
DER03	D	1.2	Linear Add	No
DER03	L	1		No
DER03	LR	1.6		No
DER04	D	1.2	Linear Add	No
DER04	L	1		No
DER04	LR	0.5		No
DER05	D	1.2	Linear Add	No
DER05	L	1		No
DER05	EX	1		No
DER06	D	1.2	Linear Add	No
DER06	L	1		No
DER06	EY	1		No
DER07	D	0.9	Linear Add	No
DER07	EX	1		No
DER08	D	0.9	Linear Add	No
DER08	EY	1		No
DERUD01	D	1.4	Linear Add	No
DERUD02	D	1.2	Linear Add	No
DERUD02	L	1.6		No

Name	Load Case/Combo	Scale Factor	Type	Auto
DERUD02	LR	0.5		No
DERUD03	D	1.2	Linear Add	No
DERUD03	L	1		No
DERUD03	LR	1.6		No
DERUD04	D	1.2	Linear Add	No
DERUD04	L	1		No
DERUD04	LR	0.5		No
DERUD05	D	1.2	Linear Add	No
DERUD05	L	1		No
DERUD05	DERUX	1		No
DERUD06	D	1.2	Linear Add	No
DERUD06	L	1		No
DERUD06	DERUY	1		No
DERUD07	D	0.9	Linear Add	No
DERUD07	DERUX	1		No
DERUD08	D	0.9	Linear Add	No
DERUD08	DERUY	1		No
VIG01	D	1.2	Linear Add	No
VIG01	L	1		No
VIG01	DISX	2		No
VIG01	DISY	0.6		No
VIG02	D	1.2	Linear Add	No
VIG02	L	1		No
VIG02	DISX	0.6		No
VIG02	DISY	2		No
VIG03	D	0.9	Linear Add	No
VIG03	DISX	2		No
VIG03	DISY	0.6		No
VIG04	D	0.9	Linear Add	No
VIG04	DISX	0.6		No
VIG04	DISY	2		No
COL1	D	1.2	Linear Add	No
COL1	L	1		No
COL1	DISX	3		No
COL1	DISY	0.9		No
COL2	D	1.2	Linear Add	No
COL2	L	1		No
COL2	DISX	0.9		No
COL2	DISY	3		No
COL3	D	0.9	Linear Add	No
COL3	DISX	3		No
COL3	DISY	0.9		No
COL4	D	0.9	Linear Add	No
COL4	DISX	0.9		No
COL4	DISY	3		No
CIM09	D	0.6	Linear Add	No
CIM09	DISX	0.7		No
CIM09	DISY	0.21		No
CIM10	D	0.6	Linear Add	No
CIM10	DISX	0.21		No
CIM10	DISY	0.7		No
CIM11	D	1	Linear Add	No
CIM11	G	1		No
CIM12	D	1	Linear Add	No
CIM12	G	0.75		No
CIM12	L	0.75		No
CIM13	D	1	Linear Add	No
CIM13	G	0.75		No
CIM13	L	0.75		No
CIM13	DISX	0.53		No

Name	Load Case/Combo	Scale Factor	Type	Auto
CIM13	DISY	0.16		No
CIM14	D	1	Linear Add	No
CIM14	G	0.75		No
CIM14	L	0.75		No
CIM14	DISX	0.16		No
CIM14	DISY	0.53		No
CIM15	D	0.6	Linear Add	No
COMB9	D	1.2	Linear Add	No
COMB9	L	1.6		No
COMB9	G	0.5		No
DER09	D	1.2	Linear Add	No
DER09	L	1.6		No
DER09	G	0.5		No
DERUD09	D	1.2	Linear Add	No
DERUD09	L	1.6		No
DERUD09	G	0.5		No
DERUD10	D	1.2	Linear Add	No
DERUD10	L	1		No
DERUD10	G	1.6		No
DER10	D	1.2	Linear Add	No
DER10	L	1		No
DER10	G	1.6		No
COMB10	D	1.2	Linear Add	No
COMB10	L	1		No
COMB10	G	1.6		No
COMB11	D	1.2	Linear Add	No
COMB11	L	1		No
COMB11	G	0.5		No
DER11	D	1.2	Linear Add	No
DER11	L	1		No
DER11	G	0.5		No
DERUD11	D	1.2	Linear Add	No
DERUD11	L	1		No
DERUD11	G	0.5		No

5 Analysis Results

This chapter provides analysis results.

5.1 Structure Results

Table 5.1 - Base Reactions

Load Case/Combo	FX kN	FY kN	FZ kN	MX kN-m	MY kN-m	MZ kN-m	X m	Y m	Z m
D	0	0	381.588	482.6317	-1564.5108	0	0	0	0
L	0	0	0	0	0	0	0	0	0
LR	0	0	66.83	44.6973	-274.003	0	0	0	0
EX Max	346.4057	0	0	0	1129.8315	1499.4043	0	0	0
EY Max	0	364.3465	0	1187.4318	0	1493.8205	0	0	0
DISX Max	128.1086	0	0	0	417.8371	554.5134	0	0	0
DISY Max	0	134.7435	0	439.139	0	552.4484	0	0	0
W	0	0	0	0	0	0	0	0	0
G	0	0	74.62	160.3862	-305.942	0	0	0	0
DERUX Max	55.9083	0	0	0	182.3745	215.1736	0	0	0
DERUY Max	0	58.9635	0	192.1664	0	241.7503	0	0	0
COMB1	0	0	534.2232	675.6843	-2190.3151	0	0	0	0
COMB2	0	0	491.3206	601.5066	-2014.4145	0	0	0	0
COMB3	0	0	564.8336	650.6737	-2315.8178	0	0	0	0
COMB4	0	0	491.3206	601.5066	-2014.4145	0	0	0	0
COMB5 Max	128.1086	40.4231	457.9056	710.8997	-1459.5759	720.2479	0	0	0
COMB5 Min	-128.1086	-40.4231	457.9056	447.4163	-2295.25	-720.2479	0	0	0
COMB6 Max	38.4326	134.7435	457.9056	1018.297	-1752.0618	718.8024	0	0	0
COMB6 Min	-38.4326	-134.7435	457.9056	140.019	-2002.7641	-718.8024	0	0	0
COMB7 Max	38.4326	134.7435	343.4292	873.5075	-1282.7086	718.8024	0	0	0
COMB7 Min	-38.4326	-134.7435	343.4292	-4.7705	-1533.4108	-718.8024	0	0	0
COMB8 Max	128.1086	40.4231	343.4292	566.1102	-990.2226	720.2479	0	0	0
COMB8 Min	-128.1086	-40.4231	343.4292	302.6268	-1825.8968	-720.2479	0	0	0
ENVE Max	128.1086	134.7435	564.8336	1018.297	-990.2226	720.2479	0	0	0
ENVE Min	-128.1086	-134.7435	343.4292	-4.7705	-2315.8178	-720.2479	0	0	0
CIM01	0	0	381.588	482.6317	-1564.5108	0	0	0	0
CIM02	0	0	381.588	482.6317	-1564.5108	0	0	0	0
CIM03	0	0	448.418	527.329	-1838.5138	0	0	0	0
CIM04	0	0	431.7105	516.1546	-1770.0131	0	0	0	0
CIM05 Max	89.676	28.2961	381.588	574.8509	-1272.0248	504.1736	0	0	0
CIM05 Min	-89.676	-28.2961	381.588	390.4125	-1856.9968	-504.1736	0	0	0
CIM06 Max	26.9028	94.3205	381.588	790.029	-1476.765	503.1617	0	0	0
CIM06 Min	-26.9028	-94.3205	381.588	175.2344	-1652.2566	-503.1617	0	0	0
CIM07 Max	67.8976	21.559	431.7105	586.4169	-1548.5594	382.2839	0	0	0
CIM07 Min	-67.8976	-21.559	431.7105	445.8924	-1991.4667	-382.2839	0	0	0
CIM08 Max	20.4974	71.4141	431.7105	748.8983	-1703.1591	381.5198	0	0	0
CIM08 Min	-20.4974	-71.4141	431.7105	283.411	-1836.867	-381.5198	0	0	0
DER01	0	0	534.2232	675.6843	-2190.3151	0	0	0	0
DER02	0	0	491.3206	601.5066	-2014.4145	0	0	0	0
DER03	0	0	564.8336	650.6737	-2315.8178	0	0	0	0
DER04	0	0	491.3206	601.5066	-2014.4145	0	0	0	0
DER05 Max	346.4057	0	457.9056	579.158	-747.5815	1499.4043	0	0	0
DER05 Min	-346.4057	0	457.9056	579.158	-3007.2444	-1499.4043	0	0	0
DER06 Max	0	364.3465	457.9056	1766.5898	-1877.413	1493.8205	0	0	0
DER06 Min	0	-364.3465	457.9056	-608.2738	-1877.413	-1493.8205	0	0	0
DER07 Max	346.4057	0	343.4292	434.3685	-278.2282	1499.4043	0	0	0
DER07 Min	-346.4057	0	343.4292	434.3685	-2537.8912	-1499.4043	0	0	0
DER08 Max	0	364.3465	343.4292	1621.8003	-1408.0597	1493.8205	0	0	0
DER08 Min	0	-364.3465	343.4292	-753.0633	-1408.0597	-1493.8205	0	0	0
DERUD01	0	0	534.2232	675.6843	-2190.3151	0	0	0	0
DERUD02	0	0	491.3206	601.5066	-2014.4145	0	0	0	0
DERUD03	0	0	564.8336	650.6737	-2315.8178	0	0	0	0
DERUD04	0	0	491.3206	601.5066	-2014.4145	0	0	0	0
DERUD05 Max	55.9083	0	457.9056	579.158	-1695.0384	215.1736	0	0	0

Load Case/Combo	FX kN	FY kN	FZ kN	MX kN-m	MY kN-m	MZ kN-m	X m	Y m	Z m
DERUD05 Min	-55.9083	0	457.9056	579.158	-2059.7875	-215.1736	0	0	0
DERUD06 Max	0	58.9635	457.9056	771.3244	-1877.413	241.7503	0	0	0
DERUD06 Min	0	-58.9635	457.9056	386.9916	-1877.413	-241.7503	0	0	0
DERUD07 Max	55.9083	0	343.4292	434.3685	-1225.6852	215.1736	0	0	0
DERUD07 Min	-55.9083	0	343.4292	434.3685	-1590.4343	-215.1736	0	0	0
DERUD08 Max	0	58.9635	343.4292	626.5349	-1408.0597	241.7503	0	0	0
DERUD08 Min	0	-58.9635	343.4292	242.2021	-1408.0597	-241.7503	0	0	0
VIG01 Max	256.2173	80.8461	457.9056	842.6414	-1041.7388	1440.4959	0	0	0
VIG01 Min	-256.2173	-80.8461	457.9056	315.6746	-2713.0871	-1440.4959	0	0	0
VIG02 Max	76.8652	269.487	457.9056	1457.436	-1626.7107	1437.6049	0	0	0
VIG02 Min	-76.8652	-269.487	457.9056	-299.12	-2128.1152	-1437.6049	0	0	0
VIG03 Max	256.2173	80.8461	343.4292	697.8519	-572.3856	1440.4959	0	0	0
VIG03 Min	-256.2173	-80.8461	343.4292	170.8851	-2243.7339	-1440.4959	0	0	0
VIG04 Max	76.8652	269.487	343.4292	1312.6465	-1157.3575	1437.6049	0	0	0
VIG04 Min	-76.8652	-269.487	343.4292	-443.9095	-1658.762	-1437.6049	0	0	0
COL1 Max	384.3259	121.2692	457.9056	974.3831	-623.9017	2160.7438	0	0	0
COL1 Min	-384.3259	-121.2692	457.9056	183.9329	-3130.9242	-2160.7438	0	0	0
COL2 Max	115.2978	404.2306	457.9056	1896.575	-1501.3596	2156.4073	0	0	0
COL2 Min	-115.2978	-404.2306	457.9056	-738.259	-2253.4663	-2156.4073	0	0	0
COL3 Max	384.3259	121.2692	343.4292	829.5936	-154.5485	2160.7438	0	0	0
COL3 Min	-384.3259	-121.2692	343.4292	39.1434	-2661.571	-2160.7438	0	0	0
COL4 Max	115.2978	404.2306	343.4292	1751.7855	-1032.0063	2156.4073	0	0	0
COL4 Min	-115.2978	-404.2306	343.4292	-883.0485	-1784.1131	-2156.4073	0	0	0
CIM09 Max	89.676	28.2961	228.9528	381.7982	-646.2205	504.1736	0	0	0
CIM09 Min	-89.676	-28.2961	228.9528	197.3598	-1231.1924	-504.1736	0	0	0
CIM10 Max	26.9028	94.3205	228.9528	596.9763	-850.9607	503.1617	0	0	0
CIM10 Min	-26.9028	-94.3205	228.9528	-17.8183	-1026.4523	-503.1617	0	0	0
CIM11	0	0	456.208	643.0178	-1870.4528	0	0	0	0
CIM12	0	0	437.553	602.9213	-1793.9673	0	0	0	0
CIM13 Max	67.8976	21.559	437.553	673.1835	-1572.5136	382.2839	0	0	0
CIM13 Min	-67.8976	-21.559	437.553	532.6591	-2015.421	-382.2839	0	0	0
CIM14 Max	20.4974	71.4141	437.553	835.665	-1727.1134	381.5198	0	0	0
CIM14 Min	-20.4974	-71.4141	437.553	370.1776	-1860.8212	-381.5198	0	0	0
CIM15	0	0	228.9528	289.579	-938.7065	0	0	0	0
COMB9	0	0	495.2156	659.3511	-2030.384	0	0	0	0
DER09	0	0	495.2156	659.3511	-2030.384	0	0	0	0
DERUD09	0	0	495.2156	659.3511	-2030.384	0	0	0	0
DERUD10	0	0	577.2976	835.7759	-2366.9202	0	0	0	0
DER10	0	0	577.2976	835.7759	-2366.9202	0	0	0	0
COMB10	0	0	577.2976	835.7759	-2366.9202	0	0	0	0
COMB11	0	0	495.2156	659.3511	-2030.384	0	0	0	0
DER11	0	0	495.2156	659.3511	-2030.384	0	0	0	0
DERUD11	0	0	495.2156	659.3511	-2030.384	0	0	0	0

Table 5.2 - Centers of Mass and Rigidity

Story	Diaphragm	Mass X kg	Mass Y kg	XCM m	YCM m	Cumulative X kg	Cumulative Y kg	XCCM m	YCCM m	XCR m	YCR m
N1	D1	27287.35	27287.35	4.1	-0.7365	27287.35	27287.35	4.1	-0.7365	4.1	2.7692

Table 5.3 - Diaphragm Center of Mass Displacements

Story	Diaphragm	Load Case/Combo	UX mm	UY mm	RZ rad	Point	X m	Y m	Z m
N1	D1	D	0	-1.1	0	1	4.1	-0.7365	3.25
N1	D1	L	0	0	0	1	4.1	-0.7365	3.25
N1	D1	LR	0	-0.3	0	1	4.1	-0.7365	3.25
N1	D1	EX Max	14.2	0	0.001617	1	4.1	-0.7365	3.25
N1	D1	EY Max	0	9.3	0	1	4.1	-0.7365	3.25
N1	D1	DISX Max	5.2	0	0.000598	1	4.1	-0.7365	3.25
N1	D1	DISY Max	0	3.4	0	1	4.1	-0.7365	3.25

Story	Diaphragm	Load Case/Combo	UX mm	UY mm	RZ rad	Point	X m	Y m	Z m
N1	D1	W	0	0	0	1	4.1	-0.7365	3.25
N1	D1	G	0	-0.1	0	1	4.1	-0.7365	3.25
N1	D1	DERUX Max	2.4	0	0.000264	1	4.1	-0.7365	3.25
N1	D1	DERUY Max	0	1.5	0	1	4.1	-0.7365	3.25
N1	D1	COMB1	0	-1.5	0	1	4.1	-0.7365	3.25
N1	D1	COMB2	0	-1.4	0	1	4.1	-0.7365	3.25
N1	D1	COMB3	0	-1.7	0	1	4.1	-0.7365	3.25
N1	D1	COMB4	0	-1.4	0	1	4.1	-0.7365	3.25
N1	D1	COMB5 Max	5.2	-0.3	0.000598	1	4.1	-0.7365	3.25
N1	D1	COMB5 Min	-5.2	-2.3	-0.000598	1	4.1	-0.7365	3.25
N1	D1	COMB6 Max	1.6	2.1	0.000179	1	4.1	-0.7365	3.25
N1	D1	COMB6 Min	-1.6	-4.7	-0.000179	1	4.1	-0.7365	3.25
N1	D1	COMB7 Max	1.6	2.4	0.000179	1	4.1	-0.7365	3.25
N1	D1	COMB7 Min	-1.6	-4.4	-0.000179	1	4.1	-0.7365	3.25
N1	D1	COMB8 Max	5.2	0.04582	0.000598	1	4.1	-0.7365	3.25
N1	D1	COMB8 Min	-5.2	-2	-0.000598	1	4.1	-0.7365	3.25
N1	D1	ENVE Max	5.2	2.4	0.000598	1	4.1	-0.7365	3.25
N1	D1	ENVE Min	-5.2	-4.7	-0.000598	1	4.1	-0.7365	3.25
N1	D1	CIM01	0	-1.1	0	1	4.1	-0.7365	3.25
N1	D1	CIM02	0	-1.1	0	1	4.1	-0.7365	3.25
N1	D1	CIM03	0	-1.4	0	1	4.1	-0.7365	3.25
N1	D1	CIM04	0	-1.3	0	1	4.1	-0.7365	3.25
N1	D1	CIM05 Max	3.7	-0.4	0.000419	1	4.1	-0.7365	3.25
N1	D1	CIM05 Min	-3.7	-1.8	-0.000419	1	4.1	-0.7365	3.25
N1	D1	CIM06 Max	1.1	1.3	0.000126	1	4.1	-0.7365	3.25
N1	D1	CIM06 Min	-1.1	-3.5	-0.000126	1	4.1	-0.7365	3.25
N1	D1	CIM07 Max	2.8	-0.7	0.000317	1	4.1	-0.7365	3.25
N1	D1	CIM07 Min	-2.8	-1.8	-0.000317	1	4.1	-0.7365	3.25
N1	D1	CIM08 Max	0.8	0.5	9.6E-05	1	4.1	-0.7365	3.25
N1	D1	CIM08 Min	-0.8	-3.1	-9.6E-05	1	4.1	-0.7365	3.25
N1	D1	DER01	0	-1.5	0	1	4.1	-0.7365	3.25
N1	D1	DER02	0	-1.4	0	1	4.1	-0.7365	3.25
N1	D1	DER03	0	-1.7	0	1	4.1	-0.7365	3.25
N1	D1	DER04	0	-1.4	0	1	4.1	-0.7365	3.25
N1	D1	DER05 Max	14.2	-1.3	0.001617	1	4.1	-0.7365	3.25
N1	D1	DER05 Min	-14.2	-1.3	-0.001617	1	4.1	-0.7365	3.25
N1	D1	DER06 Max	0	8	0	1	4.1	-0.7365	3.25
N1	D1	DER06 Min	0	-10.6	0	1	4.1	-0.7365	3.25
N1	D1	DER07 Max	14.2	-1	0.001617	1	4.1	-0.7365	3.25
N1	D1	DER07 Min	-14.2	-1	-0.001617	1	4.1	-0.7365	3.25
N1	D1	DER08 Max	0	8.3	0	1	4.1	-0.7365	3.25
N1	D1	DER08 Min	0	-10.3	0	1	4.1	-0.7365	3.25
N1	D1	DERUD01	0	-1.5	0	1	4.1	-0.7365	3.25
N1	D1	DERUD02	0	-1.4	0	1	4.1	-0.7365	3.25
N1	D1	DERUD03	0	-1.7	0	1	4.1	-0.7365	3.25
N1	D1	DERUD04	0	-1.4	0	1	4.1	-0.7365	3.25
N1	D1	DERUD05 Max	2.4	-1.3	0.000264	1	4.1	-0.7365	3.25
N1	D1	DERUD05 Min	-2.4	-1.3	-0.000264	1	4.1	-0.7365	3.25
N1	D1	DERUD06 Max	0	0.2	0	1	4.1	-0.7365	3.25
N1	D1	DERUD06 Min	0	-2.8	0	1	4.1	-0.7365	3.25
N1	D1	DERUD07 Max	2.4	-1	0.000264	1	4.1	-0.7365	3.25
N1	D1	DERUD07 Min	-2.4	-1	-0.000264	1	4.1	-0.7365	3.25
N1	D1	DERUD08 Max	0	0.5	0	1	4.1	-0.7365	3.25
N1	D1	DERUD08 Min	0	-2.5	0	1	4.1	-0.7365	3.25
N1	D1	VIG01 Max	10.5	0.7	0.001196	1	4.1	-0.7365	3.25
N1	D1	VIG01 Min	-10.5	-3.4	-0.001196	1	4.1	-0.7365	3.25
N1	D1	VIG02 Max	3.1	5.5	0.000359	1	4.1	-0.7365	3.25
N1	D1	VIG02 Min	-3.1	-8.2	-0.000359	1	4.1	-0.7365	3.25
N1	D1	VIG03 Max	10.5	1.1	0.001196	1	4.1	-0.7365	3.25
N1	D1	VIG03 Min	-10.5	-3	-0.001196	1	4.1	-0.7365	3.25

Story	Diaphragm	Load Case/Combo	UX mm	UY mm	RZ rad	Point	X m	Y m	Z m
N1	D1	VIG04 Max	3.1	5.9	0.000359	1	4.1	-0.7365	3.25
N1	D1	VIG04 Min	-3.1	-7.8	-0.000359	1	4.1	-0.7365	3.25
N1	D1	COL1 Max	15.7	1.8	0.001794	1	4.1	-0.7365	3.25
N1	D1	COL1 Min	-15.7	-4.4	-0.001794	1	4.1	-0.7365	3.25
N1	D1	COL2 Max	4.7	9	0.000538	1	4.1	-0.7365	3.25
N1	D1	COL2 Min	-4.7	-11.6	-0.000538	1	4.1	-0.7365	3.25
N1	D1	COL3 Max	15.7	2.1	0.001794	1	4.1	-0.7365	3.25
N1	D1	COL3 Min	-15.7	-4.1	-0.001794	1	4.1	-0.7365	3.25
N1	D1	COL4 Max	4.7	9.3	0.000538	1	4.1	-0.7365	3.25
N1	D1	COL4 Min	-4.7	-11.3	-0.000538	1	4.1	-0.7365	3.25
N1	D1	CIM09 Max	3.7	0.1	0.000419	1	4.1	-0.7365	3.25
N1	D1	CIM09 Min	-3.7	-1.4	-0.000419	1	4.1	-0.7365	3.25
N1	D1	CIM10 Max	1.1	1.7	0.000126	1	4.1	-0.7365	3.25
N1	D1	CIM10 Min	-1.1	-3.1	-0.000126	1	4.1	-0.7365	3.25
N1	D1	CIM11	0	-1.2	0	1	4.1	-0.7365	3.25
N1	D1	CIM12	0	-1.2	0	1	4.1	-0.7365	3.25
N1	D1	CIM13 Max	2.8	-0.6	0.000317	1	4.1	-0.7365	3.25
N1	D1	CIM13 Min	-2.8	-1.7	-0.000317	1	4.1	-0.7365	3.25
N1	D1	CIM14 Max	0.8	0.6	9.6E-05	1	4.1	-0.7365	3.25
N1	D1	CIM14 Min	-0.8	-3	-9.6E-05	1	4.1	-0.7365	3.25
N1	D1	CIM15	0	-0.7	0	1	4.1	-0.7365	3.25
N1	D1	COMB9	0	-1.4	0	1	4.1	-0.7365	3.25
N1	D1	DER09	0	-1.4	0	1	4.1	-0.7365	3.25
N1	D1	DERUD09	0	-1.4	0	1	4.1	-0.7365	3.25
N1	D1	DERUD10	0	-1.5	0	1	4.1	-0.7365	3.25
N1	D1	DER10	0	-1.5	0	1	4.1	-0.7365	3.25
N1	D1	COMB10	0	-1.5	0	1	4.1	-0.7365	3.25
N1	D1	COMB11	0	-1.4	0	1	4.1	-0.7365	3.25
N1	D1	DER11	0	-1.4	0	1	4.1	-0.7365	3.25
N1	D1	DERUD11	0	-1.4	0	1	4.1	-0.7365	3.25

5.2 Story Results

Table 5.4 - Story Max/Avg Displacements

Story	Load Case/Combo	Direction	Maximum mm	Average mm	Ratio
N1	D	Y	1.1	1.1	1
N1	LR	Y	0.3	0.3	1
N1	EX Max	X	13.2	13.2	1
N1	EX Max	Y	6.6	6.6	1
N1	EY Max	Y	9.3	9.3	1
N1	DISX Max	X	4.9	4.9	1
N1	DISX Max	Y	2.5	2.5	1
N1	DISY Max	Y	3.4	3.4	1
N1	G	Y	0.1	0.1	1
N1	DERUX Max	X	2.2	2.2	1
N1	DERUX Max	Y	1.1	1.1	1
N1	DERUY Max	Y	1.5	1.5	1
N1	COMB1	Y	1.5	1.5	1
N1	COMB2	Y	1.4	1.4	1
N1	COMB3	Y	1.7	1.7	1
N1	COMB4	Y	1.4	1.4	1
N1	COMB5 Max	X	4.9	4.9	1
N1	COMB5 Max	Y	2.2	2.2	1
N1	COMB5 Min	X	4.9	4.9	1
N1	COMB5 Min	Y	4.8	4.8	1
N1	COMB6 Max	X	1.5	1.5	1
N1	COMB6 Max	Y	2.9	2.9	1
N1	COMB6 Min	X	1.5	1.5	1
N1	COMB6 Min	Y	5.5	5.5	1
N1	COMB7 Max	X	1.5	1.5	1

Story	Load Case/Combo	Direction	Maximum mm	Average mm	Ratio
N1	COMB7 Max	Y	3.2	3.2	1
N1	COMB7 Min	X	1.5	1.5	1
N1	COMB7 Min	Y	5.1	5.1	1
N1	COMB8 Max	X	4.9	4.9	1
N1	COMB8 Max	Y	2.5	2.5	1
N1	COMB8 Min	X	4.9	4.9	1
N1	COMB8 Min	Y	4.5	4.5	1
N1	ENVE Max	X	4.9	4.9	1
N1	ENVE Max	Y	3.2	3.2	1
N1	ENVE Min	X	4.9	4.9	1
N1	ENVE Min	Y	5.5	5.5	1
N1	CIM01	Y	1.1	1.1	1
N1	CIM02	Y	1.1	1.1	1
N1	CIM03	Y	1.4	1.4	1
N1	CIM04	Y	1.3	1.3	1
N1	CIM05 Max	X	3.4	3.4	1
N1	CIM05 Max	Y	1.3	1.3	1
N1	CIM05 Min	X	3.4	3.4	1
N1	CIM05 Min	Y	3.5	3.5	1
N1	CIM06 Max	X	1	1	1
N1	CIM06 Max	Y	1.8	1.8	1
N1	CIM06 Min	X	1	1	1
N1	CIM06 Min	Y	4	4	1
N1	CIM07 Max	X	2.6	2.6	1
N1	CIM07 Max	Y	0.6	0.6	1
N1	CIM07 Min	X	2.6	2.6	1
N1	CIM07 Min	Y	3.1	3.1	1
N1	CIM08 Max	X	0.8	0.8	1
N1	CIM08 Max	Y	0.9	0.9	1
N1	CIM08 Min	X	0.8	0.8	1
N1	CIM08 Min	Y	3.5	3.5	1
N1	DER01	Y	1.5	1.5	1
N1	DER02	Y	1.4	1.4	1
N1	DER03	Y	1.7	1.7	1
N1	DER04	Y	1.4	1.4	1
N1	DER05 Max	X	13.2	13.2	1
N1	DER05 Max	Y	5.3	5.3	1
N1	DER05 Min	X	13.2	13.2	1
N1	DER05 Min	Y	7.9	7.9	1
N1	DER06 Max	Y	8	8	1
N1	DER06 Min	Y	10.6	10.6	1
N1	DER07 Max	X	13.2	13.2	1
N1	DER07 Max	Y	5.6	5.6	1
N1	DER07 Min	X	13.2	13.2	1
N1	DER07 Min	Y	7.6	7.6	1
N1	DER08 Max	Y	8.3	8.3	1
N1	DER08 Min	Y	10.3	10.3	1
N1	DERUD01	Y	1.5	1.5	1
N1	DERUD02	Y	1.4	1.4	1
N1	DERUD03	Y	1.7	1.7	1
N1	DERUD04	Y	1.4	1.4	1
N1	DERUD05 Max	X	2.2	2.2	1
N1	DERUD05 Max	Y	0.2	0.2	1
N1	DERUD05 Min	X	2.2	2.2	1
N1	DERUD05 Min	Y	2.4	2.4	1
N1	DERUD06 Max	Y	0.2	0.2	1
N1	DERUD06 Min	Y	2.8	2.8	1
N1	DERUD07 Max	X	2.2	2.2	1
N1	DERUD07 Min	X	2.2	2.2	1
N1	DERUD07 Min	Y	2.1	2.1	1

Story	Load Case/Combo	Direction	Maximum mm	Average mm	Ratio
N1	DERUD08 Max	Y	0.5	0.5	1
N1	DERUD08 Min	Y	2.5	2.5	1
N1	VIG01 Max	X	9.7	9.7	1
N1	VIG01 Max	Y	5.7	5.7	1
N1	VIG01 Min	X	9.7	9.7	1
N1	VIG01 Min	Y	8.3	8.3	1
N1	VIG02 Max	X	2.9	2.9	1
N1	VIG02 Max	Y	7	7	1
N1	VIG02 Min	X	2.9	2.9	1
N1	VIG02 Min	Y	9.6	9.6	1
N1	VIG03 Max	X	9.7	9.7	1
N1	VIG03 Max	Y	6	6	1
N1	VIG03 Min	X	9.7	9.7	1
N1	VIG03 Min	Y	7.9	7.9	1
N1	VIG04 Max	X	2.9	2.9	1
N1	VIG04 Max	Y	7.3	7.3	1
N1	VIG04 Min	X	2.9	2.9	1
N1	VIG04 Min	Y	9.3	9.3	1
N1	COL1 Max	X	14.6	14.6	1
N1	COL1 Max	Y	9.1	9.1	1
N1	COL1 Min	X	14.6	14.6	1
N1	COL1 Min	Y	11.8	11.8	1
N1	COL2 Max	X	4.4	4.4	1
N1	COL2 Max	Y	11.2	11.2	1
N1	COL2 Min	X	4.4	4.4	1
N1	COL2 Min	Y	13.8	13.8	1
N1	COL3 Max	X	14.6	14.6	1
N1	COL3 Max	Y	9.5	9.5	1
N1	COL3 Min	X	14.6	14.6	1
N1	COL3 Min	Y	11.4	11.4	1
N1	COL4 Max	X	4.4	4.4	1
N1	COL4 Max	Y	11.5	11.5	1
N1	COL4 Min	X	4.4	4.4	1
N1	COL4 Min	Y	13.5	13.5	1
N1	CIM09 Max	X	3.4	3.4	1
N1	CIM09 Max	Y	1.8	1.8	1
N1	CIM09 Min	X	3.4	3.4	1
N1	CIM09 Min	Y	3.1	3.1	1
N1	CIM10 Max	X	1	1	1
N1	CIM10 Max	Y	2.3	2.3	1
N1	CIM10 Min	X	1	1	1
N1	CIM10 Min	Y	3.6	3.6	1
N1	CIM11	Y	1.2	1.2	1
N1	CIM12	Y	1.2	1.2	1
N1	CIM13 Max	X	2.6	2.6	1
N1	CIM13 Max	Y	0.7	0.7	1
N1	CIM13 Min	X	2.6	2.6	1
N1	CIM13 Min	Y	3	3	1
N1	CIM14 Max	X	0.8	0.8	1
N1	CIM14 Max	Y	1	1	1
N1	CIM14 Min	X	0.8	0.8	1
N1	CIM14 Min	Y	3.4	3.4	1
N1	CIM15	Y	0.7	0.7	1
N1	COMB9	Y	1.4	1.4	1
N1	DER09	Y	1.4	1.4	1
N1	DERUD09	Y	1.4	1.4	1
N1	DERUD10	Y	1.5	1.5	1
N1	DER10	Y	1.5	1.5	1
N1	COMB10	Y	1.5	1.5	1
N1	COMB11	Y	1.4	1.4	1

Story	Load Case/Combo	Direction	Maximum mm	Average mm	Ratio
N1	DER11	Y	1.4	1.4	1
N1	DERUD11	Y	1.4	1.4	1

Table 5.5 - Story Drifts

Story	Load Case/Combo	Direction	Drift	Label	X m	Y m	Z m
N1	D	Y	0.000336	1	0	0	3.25
N1	LR	Y	8.2E-05	1	0	0	3.25
N1	EX Max	X	0.004052	3	8.2	0	3.25
N1	EX Max	Y	0.00204	1	0	0	3.25
N1	EY Max	Y	0.002854	3	8.2	0	3.25
N1	DISX Max	X	0.001498	3	8.2	0	3.25
N1	DISX Max	Y	0.000755	1	0	0	3.25
N1	DISY Max	Y	0.001055	3	8.2	0	3.25
N1	G	Y	4.2E-05	2	0	6.7	3.25
N1	DERUX Max	X	0.000679	3	8.2	0	3.25
N1	DERUX Max	Y	0.000333	1	0	0	3.25
N1	DERUY Max	Y	0.000462	3	8.2	0	3.25
N1	COMB1	Y	0.000471	1	0	0	3.25
N1	COMB2	Y	0.000445	1	0	0	3.25
N1	COMB3	Y	0.000535	1	0	0	3.25
N1	COMB4	Y	0.000445	1	0	0	3.25
N1	COMB5 Max	X	0.001498	3	8.2	0	3.25
N1	COMB5 Max	Y	0.000668	1	0	0	3.25
N1	COMB5 Min	X	0.001498	3	8.2	0	3.25
N1	COMB5 Min	Y	0.001475	1	0	0	3.25
N1	COMB6 Max	X	0.00045	3	8.2	0	3.25
N1	COMB6 Max	Y	0.000878	3	8.2	0	3.25
N1	COMB6 Min	X	0.00045	3	8.2	0	3.25
N1	COMB6 Min	Y	0.001685	1	0	0	3.25
N1	COMB7 Max	X	0.00045	3	8.2	0	3.25
N1	COMB7 Max	Y	0.000979	3	8.2	0	3.25
N1	COMB7 Min	X	0.00045	3	8.2	0	3.25
N1	COMB7 Min	Y	0.001584	1	0	0	3.25
N1	COMB8 Max	X	0.001498	3	8.2	0	3.25
N1	COMB8 Max	Y	0.000769	1	0	0	3.25
N1	COMB8 Min	X	0.001498	3	8.2	0	3.25
N1	COMB8 Min	Y	0.001374	1	0	0	3.25
N1	ENVE Max	X	0.001498	3	8.2	0	3.25
N1	ENVE Max	Y	0.000979	3	8.2	0	3.25
N1	ENVE Min	X	0.001498	3	8.2	0	3.25
N1	ENVE Min	Y	0.001685	1	0	0	3.25
N1	CIM01	Y	0.000336	1	0	0	3.25
N1	CIM02	Y	0.000336	1	0	0	3.25
N1	CIM03	Y	0.000419	1	0	0	3.25
N1	CIM04	Y	0.000398	1	0	0	3.25
N1	CIM05 Max	X	0.001049	3	8.2	0	3.25
N1	CIM05 Max	Y	0.000414	1	0	0	3.25
N1	CIM05 Min	X	0.001049	3	8.2	0	3.25
N1	CIM05 Min	Y	0.001086	1	0	0	3.25
N1	CIM06 Max	X	0.000315	3	8.2	0	3.25
N1	CIM06 Max	Y	0.000561	3	8.2	0	3.25
N1	CIM06 Min	X	0.000315	3	8.2	0	3.25
N1	CIM06 Min	Y	0.001233	1	0	0	3.25
N1	CIM07 Max	X	0.000794	3	8.2	0	3.25
N1	CIM07 Max	Y	0.000171	3	8.2	0	3.25
N1	CIM07 Min	X	0.000794	3	8.2	0	3.25
N1	CIM07 Min	Y	0.000967	1	0	0	3.25
N1	CIM08 Max	X	0.00024	3	8.2	0	3.25
N1	CIM08 Max	Y	0.000282	3	8.2	0	3.25

Story	Load Case/Combo	Direction	Drift	Label	X m	Y m	Z m
N1	CIM08 Min	X	0.00024	3	8.2	0	3.25
N1	CIM08 Min	Y	0.001078	1	0	0	3.25
N1	DER01	Y	0.000471	1	0	0	3.25
N1	DER02	Y	0.000445	1	0	0	3.25
N1	DER03	Y	0.000535	1	0	0	3.25
N1	DER04	Y	0.000445	1	0	0	3.25
N1	DER05 Max	X	0.004052	3	8.2	0	3.25
N1	DER05 Max	Y	0.001637	1	0	0	3.25
N1	DER05 Min	X	0.004052	3	8.2	0	3.25
N1	DER05 Min	Y	0.002444	1	0	0	3.25
N1	DER06 Max	Y	0.00245	3	8.2	0	3.25
N1	DER06 Min	Y	0.003257	3	8.2	0	3.25
N1	DER07 Max	X	0.004052	3	8.2	0	3.25
N1	DER07 Max	Y	0.001738	1	0	0	3.25
N1	DER07 Min	X	0.004052	3	8.2	0	3.25
N1	DER07 Min	Y	0.002343	1	0	0	3.25
N1	DER08 Max	Y	0.002551	3	8.2	0	3.25
N1	DER08 Min	Y	0.003156	3	8.2	0	3.25
N1	DERUD01	Y	0.000471	1	0	0	3.25
N1	DERUD02	Y	0.000445	1	0	0	3.25
N1	DERUD03	Y	0.000535	1	0	0	3.25
N1	DERUD04	Y	0.000445	1	0	0	3.25
N1	DERUD05 Max	X	0.000679	3	8.2	0	3.25
N1	DERUD05 Max	Y	7E-05	1	0	0	3.25
N1	DERUD05 Min	X	0.000679	3	8.2	0	3.25
N1	DERUD05 Min	Y	0.000736	1	0	0	3.25
N1	DERUD06 Max	Y	5.9E-05	4	8.2	6.7	3.25
N1	DERUD06 Min	Y	0.000865	1	0	0	3.25
N1	DERUD07 Max	X	0.000679	3	8.2	0	3.25
N1	DERUD07 Min	X	0.000679	3	8.2	0	3.25
N1	DERUD07 Min	Y	0.000636	1	0	0	3.25
N1	DERUD08 Max	Y	0.000159	3	8.2	0	3.25
N1	DERUD08 Min	Y	0.000764	1	0	0	3.25
N1	VIG01 Max	X	0.002997	3	8.2	0	3.25
N1	VIG01 Max	Y	0.001739	1	0	0	3.25
N1	VIG01 Min	X	0.002997	3	8.2	0	3.25
N1	VIG01 Min	Y	0.002546	1	0	0	3.25
N1	VIG02 Max	X	0.000899	3	8.2	0	3.25
N1	VIG02 Max	Y	0.00216	3	8.2	0	3.25
N1	VIG02 Min	X	0.000899	3	8.2	0	3.25
N1	VIG02 Min	Y	0.002967	1	0	0	3.25
N1	VIG03 Max	X	0.002997	3	8.2	0	3.25
N1	VIG03 Max	Y	0.00184	1	0	0	3.25
N1	VIG03 Min	X	0.002997	3	8.2	0	3.25
N1	VIG03 Min	Y	0.002445	1	0	0	3.25
N1	VIG04 Max	X	0.000899	3	8.2	0	3.25
N1	VIG04 Max	Y	0.002261	3	8.2	0	3.25
N1	VIG04 Min	X	0.000899	3	8.2	0	3.25
N1	VIG04 Min	Y	0.002866	1	0	0	3.25
N1	COL1 Max	X	0.004495	3	8.2	0	3.25
N1	COL1 Max	Y	0.00281	1	0	0	3.25
N1	COL1 Min	X	0.004495	3	8.2	0	3.25
N1	COL1 Min	Y	0.003617	1	0	0	3.25
N1	COL2 Max	X	0.001349	3	8.2	0	3.25
N1	COL2 Max	Y	0.003442	3	8.2	0	3.25
N1	COL2 Min	X	0.001349	3	8.2	0	3.25
N1	COL2 Min	Y	0.004249	1	0	0	3.25
N1	COL3 Max	X	0.004495	3	8.2	0	3.25
N1	COL3 Max	Y	0.002911	1	0	0	3.25
N1	COL3 Min	X	0.004495	3	8.2	0	3.25

Story	Load Case/Combo	Direction	Drift	Label	X m	Y m	Z m
N1	COL3 Min	Y	0.003516	1	0	0	3.25
N1	COL4 Max	X	0.001349	3	8.2	0	3.25
N1	COL4 Max	Y	0.003543	3	8.2	0	3.25
N1	COL4 Min	X	0.001349	3	8.2	0	3.25
N1	COL4 Min	Y	0.004148	1	0	0	3.25
N1	CIM09 Max	X	0.001049	3	8.2	0	3.25
N1	CIM09 Max	Y	0.000548	1	0	0	3.25
N1	CIM09 Min	X	0.001049	3	8.2	0	3.25
N1	CIM09 Min	Y	0.000952	1	0	0	3.25
N1	CIM10 Max	X	0.000315	3	8.2	0	3.25
N1	CIM10 Max	Y	0.000696	3	8.2	0	3.25
N1	CIM10 Min	X	0.000315	3	8.2	0	3.25
N1	CIM10 Min	Y	0.001099	1	0	0	3.25
N1	CIM11	Y	0.000376	1	0	0	3.25
N1	CIM12	Y	0.000366	1	0	0	3.25
N1	CIM13 Max	X	0.000794	3	8.2	0	3.25
N1	CIM13 Max	Y	0.000203	1	0	0	3.25
N1	CIM13 Min	X	0.000794	3	8.2	0	3.25
N1	CIM13 Min	Y	0.000935	1	0	0	3.25
N1	CIM14 Max	X	0.00024	3	8.2	0	3.25
N1	CIM14 Max	Y	0.000314	3	8.2	0	3.25
N1	CIM14 Min	X	0.00024	3	8.2	0	3.25
N1	CIM14 Min	Y	0.001046	1	0	0	3.25
N1	CIM15	Y	0.000202	1	0	0	3.25
N1	COMB9	Y	0.000423	1	0	0	3.25
N1	DER09	Y	0.000423	1	0	0	3.25
N1	DERUD09	Y	0.000423	1	0	0	3.25
N1	DERUD10	Y	0.000468	1	0	0	3.25
N1	DER10	Y	0.000468	1	0	0	3.25
N1	COMB10	Y	0.000468	1	0	0	3.25
N1	COMB11	Y	0.000423	1	0	0	3.25
N1	DER11	Y	0.000423	1	0	0	3.25
N1	DERUD11	Y	0.000423	1	0	0	3.25

Table 5.6 - Story Max/Avg Drifts

Story	Load Case/Combo	Direction	Max Drift mm	Avg Drift mm	Ratio
N1	D	Y	1.1	1.1	1.005
N1	LR	Y	0.3	0.3	1.005
N1	EX Max	X	13.2	10.1	1.308
N1	EX Max	Y	6.6	6.6	1.006
N1	EY Max	Y	9.3	9.2	1.004
N1	DISX Max	X	4.9	3.7	1.308
N1	DISX Max	Y	2.5	2.4	1.006
N1	DISY Max	Y	3.4	3.4	1.004
N1	G	Y	0.1	0.1	1.021
N1	DERUX Max	X	2.2	1.6	1.389
N1	DERUX Max	Y	1.1	1.1	1.005
N1	DERUY Max	Y	1.5	1.5	1.004
N1	COMB1	Y	1.5	1.5	1.005
N1	COMB2	Y	1.4	1.4	1.005
N1	COMB3	Y	1.7	1.7	1.005
N1	COMB4	Y	1.4	1.4	1.005
N1	COMB5 Max	X	4.9	3.7	1.31
N1	COMB5 Max	Y	2.2	2.2	1.005
N1	COMB5 Min	X	4.9	3.7	1.31
N1	COMB5 Min	Y	4.8	4.8	1.005
N1	COMB6 Max	X	1.5	1.1	1.315
N1	COMB6 Max	Y	2.9	2.8	1.004
N1	COMB6 Min	X	1.5	1.1	1.315

Story	Load Case/Combo	Direction	Max Drift mm	Avg Drift mm	Ratio
N1	COMB6 Min	Y	5.5	5.5	1.005
N1	COMB7 Max	X	1.5	1.1	1.313
N1	COMB7 Max	Y	3.2	3.2	1.004
N1	COMB7 Min	X	1.5	1.1	1.313
N1	COMB7 Min	Y	5.1	5.1	1.005
N1	COMB8 Max	X	4.9	3.7	1.31
N1	COMB8 Max	Y	2.5	2.5	1.005
N1	COMB8 Min	X	4.9	3.7	1.31
N1	COMB8 Min	Y	4.5	4.4	1.005
N1	ENVE Max	X	4.9	3.7	1.31
N1	ENVE Max	Y	3.2	3.2	1.004
N1	ENVE Min	X	4.9	3.7	1.31
N1	ENVE Min	Y	5.5	5.5	1.005
N1	CIM01	Y	1.1	1.1	1.005
N1	CIM02	Y	1.1	1.1	1.005
N1	CIM03	Y	1.4	1.4	1.005
N1	CIM04	Y	1.3	1.3	1.005
N1	CIM05 Max	X	3.4	2.6	1.311
N1	CIM05 Max	Y	1.3	1.3	1.005
N1	CIM05 Min	X	3.4	2.6	1.311
N1	CIM05 Min	Y	3.5	3.5	1.005
N1	CIM06 Max	X	1	0.8	1.316
N1	CIM06 Max	Y	1.8	1.8	1.004
N1	CIM06 Min	X	1	0.8	1.316
N1	CIM06 Min	Y	4	4	1.005
N1	CIM07 Max	X	2.6	2	1.312
N1	CIM07 Max	Y	0.6	0.6	1.006
N1	CIM07 Min	X	2.6	2	1.312
N1	CIM07 Min	Y	3.1	3.1	1.005
N1	CIM08 Max	X	0.8	0.6	1.319
N1	CIM08 Max	Y	0.9	0.9	1.004
N1	CIM08 Min	X	0.8	0.6	1.319
N1	CIM08 Min	Y	3.5	3.5	1.005
N1	DER01	Y	1.5	1.5	1.005
N1	DER02	Y	1.4	1.4	1.005
N1	DER03	Y	1.7	1.7	1.005
N1	DER04	Y	1.4	1.4	1.005
N1	DER05 Max	X	13.2	10.1	1.309
N1	DER05 Max	Y	5.3	5.3	1.006
N1	DER05 Min	X	13.2	10.1	1.309
N1	DER05 Min	Y	7.9	7.9	1.005
N1	DER06 Max	Y	8	7.9	1.004
N1	DER06 Min	Y	10.6	10.5	1.004
N1	DER07 Max	X	13.2	10.1	1.309
N1	DER07 Max	Y	5.6	5.6	1.006
N1	DER07 Min	X	13.2	10.1	1.309
N1	DER07 Min	Y	7.6	7.6	1.006
N1	DER08 Max	Y	8.3	8.3	1.004
N1	DER08 Min	Y	10.3	10.2	1.004
N1	DERUD01	Y	1.5	1.5	1.005
N1	DERUD02	Y	1.4	1.4	1.005
N1	DERUD03	Y	1.7	1.7	1.005
N1	DERUD04	Y	1.4	1.4	1.005
N1	DERUD05 Max	X	2.2	1.6	1.394
N1	DERUD05 Max	Y	0.2	0.2	1.004
N1	DERUD05 Min	X	2.2	1.6	1.394
N1	DERUD05 Min	Y	2.4	2.4	1.005
N1	DERUD06 Max	Y	0.2	0.2	1.001
N1	DERUD06 Min	Y	2.8	2.8	1.005
N1	DERUD07 Max	X	2.2	1.6	1.392

Story	Load Case/Combo	Direction	Max Drift mm	Avg Drift mm	Ratio
N1	DERUD07 Min	X	2.2	1.6	1.392
N1	DERUD07 Min	Y	2.1	2.1	1.005
N1	DERUD08 Max	Y	0.5	0.5	1.003
N1	DERUD08 Min	Y	2.5	2.5	1.005
N1	VIG01 Max	X	9.7	7.4	1.309
N1	VIG01 Max	Y	5.7	5.6	1.005
N1	VIG01 Min	X	9.7	7.4	1.309
N1	VIG01 Min	Y	8.3	8.2	1.005
N1	VIG02 Max	X	2.9	2.2	1.311
N1	VIG02 Max	Y	7	7	1.004
N1	VIG02 Min	X	2.9	2.2	1.311
N1	VIG02 Min	Y	9.6	9.6	1.005
N1	VIG03 Max	X	9.7	7.4	1.309
N1	VIG03 Max	Y	6	5.9	1.005
N1	VIG03 Min	X	9.7	7.4	1.309
N1	VIG03 Min	Y	7.9	7.9	1.005
N1	VIG04 Max	X	2.9	2.2	1.311
N1	VIG04 Max	Y	7.3	7.3	1.005
N1	VIG04 Min	X	2.9	2.2	1.311
N1	VIG04 Min	Y	9.3	9.3	1.005
N1	COL1 Max	X	14.6	11.2	1.309
N1	COL1 Max	Y	9.1	9.1	1.005
N1	COL1 Min	X	14.6	11.2	1.309
N1	COL1 Min	Y	11.8	11.7	1.005
N1	COL2 Max	X	4.4	3.3	1.31
N1	COL2 Max	Y	11.2	11.1	1.005
N1	COL2 Min	X	4.4	3.3	1.31
N1	COL2 Min	Y	13.8	13.7	1.005
N1	COL3 Max	X	14.6	11.2	1.309
N1	COL3 Max	Y	9.5	9.4	1.005
N1	COL3 Min	X	14.6	11.2	1.309
N1	COL3 Min	Y	11.4	11.4	1.005
N1	COL4 Max	X	4.4	3.3	1.31
N1	COL4 Max	Y	11.5	11.5	1.005
N1	COL4 Min	X	4.4	3.3	1.31
N1	COL4 Min	Y	13.5	13.4	1.005
N1	CIM09 Max	X	3.4	2.6	1.31
N1	CIM09 Max	Y	1.8	1.8	1.005
N1	CIM09 Min	X	3.4	2.6	1.31
N1	CIM09 Min	Y	3.1	3.1	1.005
N1	CIM10 Max	X	1	0.8	1.313
N1	CIM10 Max	Y	2.3	2.3	1.004
N1	CIM10 Min	X	1	0.8	1.313
N1	CIM10 Min	Y	3.6	3.6	1.005
N1	CIM11	Y	1.2	1.2	1.002
N1	CIM12	Y	1.2	1.2	1.003
N1	CIM13 Max	X	2.6	2	1.311
N1	CIM13 Max	Y	0.7	0.7	1.009
N1	CIM13 Min	X	2.6	2	1.311
N1	CIM13 Min	Y	3	3	1.004
N1	CIM14 Max	X	0.8	0.6	1.319
N1	CIM14 Max	Y	1	1	1.007
N1	CIM14 Min	X	0.8	0.6	1.319
N1	CIM14 Min	Y	3.4	3.4	1.004
N1	CIM15	Y	0.7	0.7	1.005
N1	COMB9	Y	1.4	1.4	1.004
N1	DER09	Y	1.4	1.4	1.004
N1	DERUD09	Y	1.4	1.4	1.004
N1	DERUD10	Y	1.5	1.5	1.001
N1	DER10	Y	1.5	1.5	1.001

Story	Load Case/Combo	Direction	Max Drift mm	Avg Drift mm	Ratio
N1	COMB10	Y	1.5	1.5	1.001
N1	COMB11	Y	1.4	1.4	1.004
N1	DER11	Y	1.4	1.4	1.004
N1	DERUD11	Y	1.4	1.4	1.004

Table 5.7 - Story Forces

Story	Load Case/Combo	Location	P kN	VX kN	VY kN	T kN-m	MX kN-m	MY kN-m
N1	D	Top	332.5832	0	0	0	318.855	-1363.5911
N1	D	Bottom	381.588	0	0	0	482.6317	-1564.5108
N1	L	Top	0	0	0	0	0	0
N1	L	Bottom	0	0	0	0	0	0
N1	LR	Top	66.83	0	0	0	44.7928	-274.003
N1	LR	Bottom	66.83	0	0	0	44.6973	-274.003
N1	EX Max	Top	0	346.4057	0	1499.4043	0	0.0005
N1	EX Max	Bottom	0	346.4057	0	1499.4043	0	1129.8315
N1	EY Max	Top	0	0	364.3465	1493.8205	0.0008	0
N1	EY Max	Bottom	0	0	364.3465	1493.8205	1187.4318	0
N1	DISX Max	Top	0	128.1086	0	554.5134	0	0.0002
N1	DISX Max	Bottom	0	128.1086	0	554.5134	0	417.8371
N1	DISY Max	Top	0	0	134.7435	552.4484	0.0003	0
N1	DISY Max	Bottom	0	0	134.7435	552.4484	439.139	0
N1	W	Top	0	0	0	0	0	0
N1	W	Bottom	0	0	0	0	0	0
N1	G	Top	74.62	0	0	0	160.4331	-305.942
N1	G	Bottom	74.62	0	0	0	160.3862	-305.942
N1	DERUX Max	Top	0	55.9083	0	215.1736	0	0.0001
N1	DERUX Max	Bottom	0	55.9083	0	215.1736	0	182.3745
N1	DERUY Max	Top	0	0	58.9635	241.7503	0.0001	0
N1	DERUY Max	Bottom	0	0	58.9635	241.7503	192.1664	0
N1	COMB1	Top	465.6165	0	0	0	446.3969	-1909.0276
N1	COMB1	Bottom	534.2232	0	0	0	675.6843	-2190.3151
N1	COMB2	Top	432.5148	0	0	0	405.0223	-1773.3108
N1	COMB2	Bottom	491.3206	0	0	0	601.5066	-2014.4145
N1	COMB3	Top	506.0278	0	0	0	454.2944	-2074.7141
N1	COMB3	Bottom	564.8336	0	0	0	650.6737	-2315.8178
N1	COMB4	Top	432.5148	0	0	0	405.0223	-1773.3108
N1	COMB4	Bottom	491.3206	0	0	0	601.5066	-2014.4145
N1	COMB5 Max	Top	399.0998	128.1086	40.4231	720.2479	382.626	-1636.3092
N1	COMB5 Max	Bottom	457.9056	128.1086	40.4231	720.2479	710.8997	-1459.5759
N1	COMB5 Min	Top	399.0998	-128.1086	-40.4231	-720.2479	382.6259	-1636.3095
N1	COMB5 Min	Bottom	457.9056	-128.1086	-40.4231	-720.2479	447.4163	-2295.25
N1	COMB6 Max	Top	399.0998	38.4326	134.7435	718.8024	382.6263	-1636.3093
N1	COMB6 Max	Bottom	457.9056	38.4326	134.7435	718.8024	1018.297	-1752.0618
N1	COMB6 Min	Top	399.0998	-38.4326	-134.7435	-718.8024	382.6256	-1636.3094
N1	COMB6 Min	Bottom	457.9056	-38.4326	-134.7435	-718.8024	140.019	-2002.7641
N1	COMB7 Max	Top	299.3249	38.4326	134.7435	718.8024	286.9698	-1227.232
N1	COMB7 Max	Bottom	343.4292	38.4326	134.7435	718.8024	873.5075	-1282.7086
N1	COMB7 Min	Top	299.3249	-38.4326	-134.7435	-718.8024	286.9692	-1227.2321
N1	COMB7 Min	Bottom	343.4292	-38.4326	-134.7435	-718.8024	-4.7705	-1533.4108
N1	COMB8 Max	Top	299.3249	128.1086	40.4231	720.2479	286.9696	-1227.2318
N1	COMB8 Max	Bottom	343.4292	128.1086	40.4231	720.2479	566.1102	-990.2226
N1	COMB8 Min	Top	299.3249	-128.1086	-40.4231	-720.2479	286.9694	-1227.2322
N1	COMB8 Min	Bottom	343.4292	-128.1086	-40.4231	-720.2479	302.6268	-1825.8968
N1	ENVE Max	Top	506.0278	128.1086	134.7435	720.2479	454.2944	-1227.2318
N1	ENVE Max	Bottom	564.8336	128.1086	134.7435	720.2479	1018.297	-990.2226
N1	ENVE Min	Top	299.3249	-128.1086	-134.7435	-720.2479	286.9692	-2074.7141
N1	ENVE Min	Bottom	343.4292	-128.1086	-134.7435	-720.2479	-4.7705	-2315.8178
N1	CIM01	Top	332.5832	0	0	0	318.855	-1363.5911
N1	CIM01	Bottom	381.588	0	0	0	482.6317	-1564.5108

Story	Load Case/Combo	Location	P kN	VX kN	VY kN	T kN-m	MX kN-m	MY kN-m
N1	CIM02	Top	332.5832	0	0	0	318.855	-1363.5911
N1	CIM02	Bottom	381.588	0	0	0	482.6317	-1564.5108
N1	CIM03	Top	399.4132	0	0	0	363.6478	-1637.5941
N1	CIM03	Bottom	448.418	0	0	0	527.329	-1838.5138
N1	CIM04	Top	382.7057	0	0	0	352.4496	-1569.0934
N1	CIM04	Bottom	431.7105	0	0	0	516.1546	-1770.0131
N1	CIM05 Max	Top	332.5832	89.676	28.2961	504.1736	318.855	-1363.591
N1	CIM05 Max	Bottom	381.588	89.676	28.2961	504.1736	574.8509	-1272.0248
N1	CIM05 Min	Top	332.5832	-89.676	-28.2961	-504.1736	318.8549	-1363.5912
N1	CIM05 Min	Bottom	381.588	-89.676	-28.2961	-504.1736	390.4125	-1856.9968
N1	CIM06 Max	Top	332.5832	26.9028	94.3205	503.1617	318.8552	-1363.5911
N1	CIM06 Max	Bottom	381.588	26.9028	94.3205	503.1617	790.029	-1476.765
N1	CIM06 Min	Top	332.5832	-26.9028	-94.3205	-503.1617	318.8547	-1363.5912
N1	CIM06 Min	Bottom	381.588	-26.9028	-94.3205	-503.1617	175.2344	-1652.2566
N1	CIM07 Max	Top	382.7057	67.8976	21.559	382.2839	352.4496	-1569.0933
N1	CIM07 Max	Bottom	431.7105	67.8976	21.559	382.2839	586.4169	-1548.5594
N1	CIM07 Min	Top	382.7057	-67.8976	-21.559	-382.2839	352.4495	-1569.0935
N1	CIM07 Min	Bottom	431.7105	-67.8976	-21.559	-382.2839	445.8924	-1991.4667
N1	CIM08 Max	Top	382.7057	20.4974	71.4141	381.5198	352.4497	-1569.0933
N1	CIM08 Max	Bottom	431.7105	20.4974	71.4141	381.5198	748.8983	-1703.1591
N1	CIM08 Min	Top	382.7057	-20.4974	-71.4141	-381.5198	352.4494	-1569.0934
N1	CIM08 Min	Bottom	431.7105	-20.4974	-71.4141	-381.5198	283.411	-1836.867
N1	DER01	Top	465.6165	0	0	0	446.3969	-1909.0276
N1	DER01	Bottom	534.2232	0	0	0	675.6843	-2190.3151
N1	DER02	Top	432.5148	0	0	0	405.0223	-1773.3108
N1	DER02	Bottom	491.3206	0	0	0	601.5066	-2014.4145
N1	DER03	Top	506.0278	0	0	0	454.2944	-2074.7141
N1	DER03	Bottom	564.8336	0	0	0	650.6737	-2315.8178
N1	DER04	Top	432.5148	0	0	0	405.0223	-1773.3108
N1	DER04	Bottom	491.3206	0	0	0	601.5066	-2014.4145
N1	DER05 Max	Top	399.0998	346.4057	0	1499.4043	382.626	-1636.3089
N1	DER05 Max	Bottom	457.9056	346.4057	0	1499.4043	579.158	-747.5815
N1	DER05 Min	Top	399.0998	-346.4057	0	-1499.4043	382.626	-1636.3098
N1	DER05 Min	Bottom	457.9056	-346.4057	0	-1499.4043	579.158	-3007.2444
N1	DER06 Max	Top	399.0998	0	364.3465	1493.8205	382.6268	-1636.3093
N1	DER06 Max	Bottom	457.9056	0	364.3465	1493.8205	1766.5898	-1877.413
N1	DER06 Min	Top	399.0998	0	-364.3465	-1493.8205	382.6251	-1636.3093
N1	DER06 Min	Bottom	457.9056	0	-364.3465	-1493.8205	-608.2738	-1877.413
N1	DER07 Max	Top	299.3249	346.4057	0	1499.4043	286.9695	-1227.2315
N1	DER07 Max	Bottom	343.4292	346.4057	0	1499.4043	434.3685	-278.2282
N1	DER07 Min	Top	299.3249	-346.4057	0	-1499.4043	286.9695	-1227.2325
N1	DER07 Min	Bottom	343.4292	-346.4057	0	-1499.4043	434.3685	-2537.8912
N1	DER08 Max	Top	299.3249	0	364.3465	1493.8205	286.9703	-1227.232
N1	DER08 Max	Bottom	343.4292	0	364.3465	1493.8205	1621.8003	-1408.0597
N1	DER08 Min	Top	299.3249	0	-364.3465	-1493.8205	286.9686	-1227.232
N1	DER08 Min	Bottom	343.4292	0	-364.3465	-1493.8205	-753.0633	-1408.0597
N1	DERUD01	Top	465.6165	0	0	0	446.3969	-1909.0276
N1	DERUD01	Bottom	534.2232	0	0	0	675.6843	-2190.3151
N1	DERUD02	Top	432.5148	0	0	0	405.0223	-1773.3108
N1	DERUD02	Bottom	491.3206	0	0	0	601.5066	-2014.4145
N1	DERUD03	Top	506.0278	0	0	0	454.2944	-2074.7141
N1	DERUD03	Bottom	564.8336	0	0	0	650.6737	-2315.8178
N1	DERUD04	Top	432.5148	0	0	0	405.0223	-1773.3108
N1	DERUD04	Bottom	491.3206	0	0	0	601.5066	-2014.4145
N1	DERUD05 Max	Top	399.0998	55.9083	0	215.1736	382.626	-1636.3093
N1	DERUD05 Max	Bottom	457.9056	55.9083	0	215.1736	579.158	-1695.0384
N1	DERUD05 Min	Top	399.0998	-55.9083	0	-215.1736	382.626	-1636.3094
N1	DERUD05 Min	Bottom	457.9056	-55.9083	0	-215.1736	579.158	-2059.7875
N1	DERUD06 Max	Top	399.0998	0	58.9635	241.7503	382.6261	-1636.3093
N1	DERUD06 Max	Bottom	457.9056	0	58.9635	241.7503	771.3244	-1877.413

Story	Load Case/Combo	Location	P kN	VX kN	VY kN	T kN-m	MX kN-m	MY kN-m
N1	DERUD06 Min	Top	399.0998	0	-58.9635	-241.7503	382.6258	-1636.3093
N1	DERUD06 Min	Bottom	457.9056	0	-58.9635	-241.7503	386.9916	-1877.413
N1	DERUD07 Max	Top	299.3249	55.9083	0	215.1736	286.9695	-1227.2319
N1	DERUD07 Max	Bottom	343.4292	55.9083	0	215.1736	434.3685	-1225.6852
N1	DERUD07 Min	Top	299.3249	-55.9083	0	-215.1736	286.9695	-1227.2321
N1	DERUD07 Min	Bottom	343.4292	-55.9083	0	-215.1736	434.3685	-1590.4343
N1	DERUD08 Max	Top	299.3249	0	58.9635	241.7503	286.9696	-1227.232
N1	DERUD08 Max	Bottom	343.4292	0	58.9635	241.7503	626.5349	-1408.0597
N1	DERUD08 Min	Top	299.3249	0	-58.9635	-241.7503	286.9693	-1227.232
N1	DERUD08 Min	Bottom	343.4292	0	-58.9635	-241.7503	242.2021	-1408.0597
N1	VIG01 Max	Top	399.0998	256.2173	80.8461	1440.4959	382.6261	-1636.309
N1	VIG01 Max	Bottom	457.9056	256.2173	80.8461	1440.4959	842.6414	-1041.7388
N1	VIG01 Min	Top	399.0998	-256.2173	-80.8461	-1440.4959	382.6258	-1636.3097
N1	VIG01 Min	Bottom	457.9056	-256.2173	-80.8461	-1440.4959	315.6746	-2713.0871
N1	VIG02 Max	Top	399.0998	76.8652	269.487	1437.6049	382.6266	-1636.3092
N1	VIG02 Max	Bottom	457.9056	76.8652	269.487	1437.6049	1457.436	-1626.7107
N1	VIG02 Min	Top	399.0998	-76.8652	-269.487	-1437.6049	382.6253	-1636.3094
N1	VIG02 Min	Bottom	457.9056	-76.8652	-269.487	-1437.6049	-299.12	-2128.1152
N1	VIG03 Max	Top	299.3249	256.2173	80.8461	1440.4959	286.9696	-1227.2317
N1	VIG03 Max	Bottom	343.4292	256.2173	80.8461	1440.4959	697.8519	-572.3856
N1	VIG03 Min	Top	299.3249	-256.2173	-80.8461	-1440.4959	286.9693	-1227.2324
N1	VIG03 Min	Bottom	343.4292	-256.2173	-80.8461	-1440.4959	170.8851	-2243.7339
N1	VIG04 Max	Top	299.3249	76.8652	269.487	1437.6049	286.9701	-1227.2319
N1	VIG04 Max	Bottom	343.4292	76.8652	269.487	1437.6049	1312.6465	-1157.3575
N1	VIG04 Min	Top	299.3249	-76.8652	-269.487	-1437.6049	286.9688	-1227.2321
N1	VIG04 Min	Bottom	343.4292	-76.8652	-269.487	-1437.6049	-443.9095	-1658.762
N1	COL1 Max	Top	399.0998	384.3259	121.2692	2160.7438	382.6262	-1636.3088
N1	COL1 Max	Bottom	457.9056	384.3259	121.2692	2160.7438	974.3831	-623.9017
N1	COL1 Min	Top	399.0998	-384.3259	-121.2692	-2160.7438	382.6257	-1636.3099
N1	COL1 Min	Bottom	457.9056	-384.3259	-121.2692	-2160.7438	183.9329	-3130.9242
N1	COL2 Max	Top	399.0998	115.2978	404.2306	2156.4073	382.6269	-1636.3092
N1	COL2 Max	Bottom	457.9056	115.2978	404.2306	2156.4073	1896.575	-1501.3596
N1	COL2 Min	Top	399.0998	-115.2978	-404.2306	-2156.4073	382.625	-1636.3095
N1	COL2 Min	Bottom	457.9056	-115.2978	-404.2306	-2156.4073	-738.259	-2253.4663
N1	COL3 Max	Top	299.3249	384.3259	121.2692	2160.7438	286.9697	-1227.2315
N1	COL3 Max	Bottom	343.4292	384.3259	121.2692	2160.7438	829.5936	-154.5485
N1	COL3 Min	Top	299.3249	-384.3259	-121.2692	-2160.7438	286.9692	-1227.2325
N1	COL3 Min	Bottom	343.4292	-384.3259	-121.2692	-2160.7438	39.1434	-2661.571
N1	COL4 Max	Top	299.3249	115.2978	404.2306	2156.4073	286.9704	-1227.2318
N1	COL4 Max	Bottom	343.4292	115.2978	404.2306	2156.4073	1751.7855	-1032.0063
N1	COL4 Min	Top	299.3249	-115.2978	-404.2306	-2156.4073	286.9685	-1227.2322
N1	COL4 Min	Bottom	343.4292	-115.2978	-404.2306	-2156.4073	-883.0485	-1784.1131
N1	CIM09 Max	Top	199.5499	89.676	28.2961	504.1736	191.313	-818.1545
N1	CIM09 Max	Bottom	228.9528	89.676	28.2961	504.1736	381.7982	-646.2205
N1	CIM09 Min	Top	199.5499	-89.676	-28.2961	-504.1736	191.3129	-818.1548
N1	CIM09 Min	Bottom	228.9528	-89.676	-28.2961	-504.1736	197.3598	-1231.1924
N1	CIM10 Max	Top	199.5499	26.9028	94.3205	503.1617	191.3132	-818.1546
N1	CIM10 Max	Bottom	228.9528	26.9028	94.3205	503.1617	596.9763	-850.9607
N1	CIM10 Min	Top	199.5499	-26.9028	-94.3205	-503.1617	191.3128	-818.1547
N1	CIM10 Min	Bottom	228.9528	-26.9028	-94.3205	-503.1617	-17.8183	-1026.4523
N1	CIM11	Top	407.2032	0	0	0	479.2881	-1669.5331
N1	CIM11	Bottom	456.208	0	0	0	643.0178	-1870.4528
N1	CIM12	Top	388.5482	0	0	0	439.1798	-1593.0476
N1	CIM12	Bottom	437.553	0	0	0	602.9213	-1793.9673
N1	CIM13 Max	Top	388.5482	67.8976	21.559	382.2839	439.1799	-1593.0475
N1	CIM13 Max	Bottom	437.553	67.8976	21.559	382.2839	673.1835	-1572.5136
N1	CIM13 Min	Top	388.5482	-67.8976	-21.559	-382.2839	439.1798	-1593.0477
N1	CIM13 Min	Bottom	437.553	-67.8976	-21.559	-382.2839	532.6591	-2015.421
N1	CIM14 Max	Top	388.5482	20.4974	71.4141	381.5198	439.18	-1593.0476
N1	CIM14 Max	Bottom	437.553	20.4974	71.4141	381.5198	835.665	-1727.1134

Story	Load Case/Combo	Location	P kN	VX kN	VY kN	T kN-m	MX kN-m	MY kN-m
N1	CIM14 Min	Top	388.5482	-20.4974	-71.4141	-381.5198	439.1797	-1593.0476
N1	CIM14 Min	Bottom	437.553	-20.4974	-71.4141	-381.5198	370.1776	-1860.8212
N1	CIM15	Top	199.5499	0	0	0	191.313	-818.1547
N1	CIM15	Bottom	228.9528	0	0	0	289.579	-938.7065
N1	COMB9	Top	436.4098	0	0	0	462.8425	-1789.2803
N1	COMB9	Bottom	495.2156	0	0	0	659.3511	-2030.384
N1	DER09	Top	436.4098	0	0	0	462.8425	-1789.2803
N1	DER09	Bottom	495.2156	0	0	0	659.3511	-2030.384
N1	DERUD09	Top	436.4098	0	0	0	462.8425	-1789.2803
N1	DERUD09	Bottom	495.2156	0	0	0	659.3511	-2030.384
N1	DERUD10	Top	518.4918	0	0	0	639.319	-2125.8165
N1	DERUD10	Bottom	577.2976	0	0	0	835.7759	-2366.9202
N1	DER10	Top	518.4918	0	0	0	639.319	-2125.8165
N1	DER10	Bottom	577.2976	0	0	0	835.7759	-2366.9202
N1	COMB10	Top	518.4918	0	0	0	639.319	-2125.8165
N1	COMB10	Bottom	577.2976	0	0	0	835.7759	-2366.9202
N1	COMB11	Top	436.4098	0	0	0	462.8425	-1789.2803
N1	COMB11	Bottom	495.2156	0	0	0	659.3511	-2030.384
N1	DER11	Top	436.4098	0	0	0	462.8425	-1789.2803
N1	DER11	Bottom	495.2156	0	0	0	659.3511	-2030.384
N1	DERUD11	Top	436.4098	0	0	0	462.8425	-1789.2803
N1	DERUD11	Bottom	495.2156	0	0	0	659.3511	-2030.384

5.3 Point Results

Table 5.8 - Joint Reactions

Story	Joint Label	Unique Name	Load Case/Combo	FX kN	FY kN	FZ kN	MX kN-m	MY kN-m	MZ kN-m
Base	1	13	D	30.9693	-6.1508	151.9503	-3.004	32.8578	0
Base	1	13	L	0	0	0	0	0	0
Base	1	13	LR	6.2563	-1.3797	29.3858	-0.8735	6.6378	0
Base	1	13	EX Max	130.4185	71.1553	25.6634	133.3314	253.2421	16.1017
Base	1	13	EY Max	0.0005	91.191	35.758	177.6614	0.0005	0
Base	1	13	DISX Max	48.2317	26.3148	9.4909	49.3089	93.6546	5.9548
Base	1	13	DISY Max	0.0002	33.7245	13.2241	65.7032	0.0002	0
Base	1	13	W	0	0	0	0	0	0
Base	1	13	G	3.1281	3.1292	24.9936	-4.459	3.3188	0
Base	1	13	DERUX Max	21.8815	11.656	3.9358	21.8061	42.4712	2.6277
Base	1	13	DERUY Max	0.0001	14.7578	5.7868	28.7516	0.0001	0
Base	1	13	COMB1	43.357	-8.6111	212.7304	-4.2056	46.0009	0
Base	1	13	COMB2	40.2913	-8.0708	197.0333	-4.0416	42.7482	0
Base	1	13	COMB3	47.1732	-9.5884	229.3577	-5.0024	50.0498	0
Base	1	13	COMB4	40.2913	-8.0708	197.0333	-4.0416	42.7482	0
Base	1	13	COMB5 Max	85.3949	29.0512	195.7985	65.4151	133.084	5.9548
Base	1	13	COMB5 Min	-11.0686	-43.8131	168.8823	-72.6247	-54.2253	-5.9548
Base	1	13	COMB6 Max	51.6329	34.238	198.4118	76.891	67.5259	1.7864
Base	1	13	COMB6 Min	22.6935	-48.9999	166.269	-84.1007	11.3328	-1.7864
Base	1	13	COMB7 Max	42.3421	36.0832	152.8267	77.7922	57.6686	1.7864
Base	1	13	COMB7 Min	13.4027	-47.1546	120.6839	-83.1995	1.4754	-1.7864
Base	1	13	COMB8 Max	76.1041	30.8965	150.2134	66.3163	123.2267	5.9548
Base	1	13	COMB8 Min	-20.3594	-41.9679	123.2972	-71.7235	-64.0826	-5.9548
Base	1	13	ENVE Max	85.3949	36.0832	229.3577	77.7922	133.084	5.9548
Base	1	13	ENVE Min	-20.3594	-48.9999	120.6839	-84.1007	-64.0826	-5.9548
Base	1	13	CIM01	30.9693	-6.1508	151.9503	-3.004	32.8578	0
Base	1	13	CIM02	30.9693	-6.1508	151.9503	-3.004	32.8578	0
Base	1	13	CIM03	37.2256	-7.5305	181.3361	-3.8775	39.4956	0
Base	1	13	CIM04	35.6615	-7.1856	173.9897	-3.6592	37.8361	0
Base	1	13	CIM05 Max	64.7315	19.3517	161.371	45.3099	98.4161	4.1683
Base	1	13	CIM05 Min	-2.7929	-31.6533	142.5296	-51.318	-32.7005	-4.1683
Base	1	13	CIM06 Max	41.0981	22.9825	163.2003	53.3431	52.5254	1.2505
Base	1	13	CIM06 Min	20.8405	-35.284	140.7003	-59.3511	13.1902	-1.2505

Story	Joint Label	Unique Name	Load Case/Combo	FX kN	FY kN	FZ kN	MX kN-m	MY kN-m	MZ kN-m
Base	1	13	CIM07 Max	61.2243	12.1572	181.1357	32.9871	87.4731	3.156
Base	1	13	CIM07 Min	10.0987	-26.5283	166.8436	-40.3054	-11.8008	-3.156
Base	1	13	CIM08 Max	43.3787	14.8988	182.517	39.053	52.821	0.9528
Base	1	13	CIM08 Min	27.9443	-29.2699	165.4623	-46.3713	22.8513	-0.9528
Base	1	13	DER01	43.357	-8.6111	212.7304	-4.2056	46.0009	0
Base	1	13	DER02	40.2913	-8.0708	197.0333	-4.0416	42.7482	0
Base	1	13	DER03	47.1732	-9.5884	229.3577	-5.0024	50.0498	0
Base	1	13	DER04	40.2913	-8.0708	197.0333	-4.0416	42.7482	0
Base	1	13	DER05 Max	167.5817	63.7743	208.0038	129.7265	292.6714	16.1017
Base	1	13	DER05 Min	-93.2554	-78.5362	156.677	-136.9362	-213.8127	-16.1017
Base	1	13	DER06 Max	37.1636	83.81	218.0984	174.0565	39.4299	0
Base	1	13	DER06 Min	37.1627	-98.572	146.5824	-181.2662	39.4288	0
Base	1	13	DER07 Max	158.2909	65.6196	162.4187	130.6277	282.8141	16.1017
Base	1	13	DER07 Min	-102.5462	-76.691	111.0919	-136.035	-223.67	-16.1017
Base	1	13	DER08 Max	27.8729	85.6553	172.5133	174.9577	29.5725	0
Base	1	13	DER08 Min	27.8719	-96.7267	100.9973	-180.365	29.5715	0
Base	1	13	DERUD01	43.357	-8.6111	212.7304	-4.2056	46.0009	0
Base	1	13	DERUD02	40.2913	-8.0708	197.0333	-4.0416	42.7482	0
Base	1	13	DERUD03	47.1732	-9.5884	229.3577	-5.0024	50.0498	0
Base	1	13	DERUD04	40.2913	-8.0708	197.0333	-4.0416	42.7482	0
Base	1	13	DERUD05 Max	59.0446	4.2751	186.2761	18.2012	81.9006	2.6277
Base	1	13	DERUD05 Min	15.2817	-19.037	178.4046	-25.4109	-3.0419	-2.6277
Base	1	13	DERUD06 Max	37.1632	7.3768	188.1272	25.1467	39.4294	0
Base	1	13	DERUD06 Min	37.1631	-22.1387	176.5535	-32.3564	39.4293	0
Base	1	13	DERUD07 Max	49.7538	6.1203	140.691	19.1024	72.0432	2.6277
Base	1	13	DERUD07 Min	5.9909	-17.1917	132.8195	-24.5097	-12.8992	-2.6277
Base	1	13	DERUD08 Max	27.8724	9.2221	142.5421	26.048	29.5721	0
Base	1	13	DERUD08 Min	27.8723	-20.2935	130.9684	-31.4552	29.5719	0
Base	1	13	VIG01 Max	133.6267	65.4834	209.2566	134.4349	226.7387	11.9095
Base	1	13	VIG01 Min	-59.3004	-80.2453	155.4241	-141.6446	-147.88	-11.9095
Base	1	13	VIG02 Max	66.1025	75.8569	214.4831	157.3869	95.6225	3.5729
Base	1	13	VIG02 Min	8.2238	-90.6188	150.1976	-164.5965	-16.7638	-3.5729
Base	1	13	VIG03 Max	124.3359	67.3286	163.6715	135.3362	216.8813	11.9095
Base	1	13	VIG03 Min	-68.5911	-78.4001	109.839	-140.7434	-157.7373	-11.9095
Base	1	13	VIG04 Max	56.8118	77.7021	168.8981	158.2881	85.7652	3.5729
Base	1	13	VIG04 Min	-1.067	-88.7736	104.6125	-163.6953	-26.6211	-3.5729
Base	1	13	COL1 Max	181.8584	101.9156	222.7148	203.4548	320.3934	17.8643
Base	1	13	COL1 Min	-107.5321	-116.6775	141.966	-210.6645	-241.5346	-17.8643
Base	1	13	COL2 Max	80.5722	117.4758	230.5545	237.8827	123.7191	5.3593
Base	1	13	COL2 Min	-6.2459	-132.2377	134.1262	-245.0924	-44.8604	-5.3593
Base	1	13	COL3 Max	172.5676	103.7608	177.1297	204.356	310.536	17.8643
Base	1	13	COL3 Min	-116.8229	-114.8322	96.3809	-209.7633	-251.392	-17.8643
Base	1	13	COL4 Max	71.2814	119.3211	184.9694	238.7839	113.8617	5.3593
Base	1	13	COL4 Min	-15.5367	-130.3925	88.5411	-244.1912	-54.7177	-5.3593
Base	1	13	CIM09 Max	52.3438	21.812	100.5909	46.5115	85.2729	4.1683
Base	1	13	CIM09 Min	-15.1807	-29.193	81.7495	-50.1163	-45.8436	-4.1683
Base	1	13	CIM10 Max	28.7104	25.4428	102.4202	54.5447	39.3823	1.2505
Base	1	13	CIM10 Min	8.4528	-32.8237	79.9202	-58.1495	0.0471	-1.2505
Base	1	13	CIM11	34.0974	-3.0216	176.9439	-7.4631	36.1766	0
Base	1	13	CIM12	33.3154	-3.8039	170.6955	-6.3483	35.3469	0
Base	1	13	CIM13 Max	58.8782	15.5389	177.8415	30.2979	84.9839	3.156
Base	1	13	CIM13 Min	7.7525	-23.1467	163.5495	-42.9945	-14.29	-3.156
Base	1	13	CIM14 Max	41.0325	18.2805	179.2228	36.3638	50.3318	0.9528
Base	1	13	CIM14 Min	25.5982	-25.8882	162.1682	-49.0604	20.3621	-0.9528
Base	1	13	CIM15	18.5816	-3.6905	91.1702	-1.8024	19.7147	0
Base	1	13	COMB9	38.7272	-5.8163	194.8372	-5.8343	41.0888	0
Base	1	13	DER09	38.7272	-5.8163	194.8372	-5.8343	41.0888	0
Base	1	13	DERUD09	38.7272	-5.8163	194.8372	-5.8343	41.0888	0
Base	1	13	DERUD10	42.1681	-2.3742	222.3301	-10.7393	44.7395	0
Base	1	13	DER10	42.1681	-2.3742	222.3301	-10.7393	44.7395	0

Story	Joint Label	Unique Name	Load Case/Combo	FX kN	FY kN	FZ kN	MX kN-m	MY kN-m	MZ kN-m
Base	1	13	COMB10	42.1681	-2.3742	222.3301	-10.7393	44.7395	0
Base	1	13	COMB11	38.7272	-5.8163	194.8372	-5.8343	41.0888	0
Base	1	13	DER11	38.7272	-5.8163	194.8372	-5.8343	41.0888	0
Base	1	13	DERUD11	38.7272	-5.8163	194.8372	-5.8343	41.0888	0
Base	2	15	D	8.077	6.1508	38.8437	-15.9328	8.4783	0.0211
Base	2	15	L	0	0	0	0	0	0
Base	2	15	LR	0.3123	1.3797	4.0292	-3.7735	0.3276	0.0009
Base	2	15	EX Max	65.0071	66.038	30.6954	127.0883	129.4985	15.4936
Base	2	15	EY Max	0.0087	90.9822	35.758	176.4759	0.02	0.0027
Base	2	15	DISX Max	24.0411	24.4223	11.3518	47.0001	47.8915	5.7299
Base	2	15	DISY Max	0.0032	33.6473	13.2241	65.2647	0.0074	0.001
Base	2	15	W	0	0	0	0	0	0
Base	2	15	G	0.1569	-3.1292	12.3164	2.1319	0.1655	0.0002
Base	2	15	DERUX Max	9.016	10.7705	5.1116	20.7351	18.013	2.541
Base	2	15	DERUY Max	0.0014	14.724	5.7868	28.5597	0.0032	0.0004
Base	2	15	COMB1	11.3077	8.6111	54.3812	-22.3059	11.8696	0.0295
Base	2	15	COMB2	9.8485	8.0708	48.627	-21.0061	10.3377	0.0257
Base	2	15	COMB3	10.1921	9.5884	53.0591	-25.1569	10.698	0.0267
Base	2	15	COMB4	9.8485	8.0708	48.627	-21.0061	10.3377	0.0257
Base	2	15	COMB5 Max	33.7344	41.8975	61.9315	47.4602	58.0676	5.7555
Base	2	15	COMB5 Min	-14.3497	-27.1356	31.2933	-85.6989	-37.7198	-5.7049
Base	2	15	COMB6 Max	16.9079	48.3549	63.2421	60.2454	24.5487	1.7453
Base	2	15	COMB6 Min	2.4768	-33.593	29.9828	-98.4842	-4.2009	-1.6947
Base	2	15	COMB7 Max	14.4848	46.5097	51.589	65.0252	22.0053	1.7389
Base	2	15	COMB7 Min	0.0537	-35.4383	18.3296	-93.7043	-6.7444	-1.701
Base	2	15	COMB8 Max	31.3113	40.0522	50.2784	52.24	55.5241	5.7491
Base	2	15	COMB8 Min	-16.7728	-28.9808	19.6402	-80.9191	-40.2633	-5.7112
Base	2	15	ENVE Max	33.7344	48.3549	63.2421	65.0252	58.0676	5.7555
Base	2	15	ENVE Min	-16.7728	-35.4383	18.3296	-98.4842	-40.2633	-5.7112
Base	2	15	CIM01	8.077	6.1508	38.8437	-15.9328	8.4783	0.0211
Base	2	15	CIM02	8.077	6.1508	38.8437	-15.9328	8.4783	0.0211
Base	2	15	CIM03	8.3893	7.5305	42.8729	-19.7063	8.8058	0.022
Base	2	15	CIM04	8.3112	7.1856	41.8656	-18.7629	8.7239	0.0217
Base	2	15	CIM05 Max	24.9064	30.3124	49.567	30.6729	42.0038	4.0322
Base	2	15	CIM05 Min	-8.7525	-18.0108	28.1203	-62.5385	-25.0473	-3.99
Base	2	15	CIM06 Max	13.1278	34.8326	50.4845	39.6225	18.5406	1.2251
Base	2	15	CIM06 Min	3.0261	-22.531	27.2029	-71.4882	-1.5841	-1.1829
Base	2	15	CIM07 Max	21.0535	25.513	49.9979	16.5895	34.1076	3.0587
Base	2	15	CIM07 Min	-4.4311	-11.1418	33.7332	-54.1154	-16.6597	-3.0153
Base	2	15	CIM08 Max	12.1595	28.9262	50.6907	23.3474	16.3905	0.9391
Base	2	15	CIM08 Min	4.4629	-14.5551	33.0405	-60.8733	1.0574	-0.8956
Base	2	15	DER01	11.3077	8.6111	54.3812	-22.3059	11.8696	0.0295
Base	2	15	DER02	9.8485	8.0708	48.627	-21.0061	10.3377	0.0257
Base	2	15	DER03	10.1921	9.5884	53.0591	-25.1569	10.698	0.0267
Base	2	15	DER04	9.8485	8.0708	48.627	-21.0061	10.3377	0.0257
Base	2	15	DER05 Max	74.6995	73.4189	77.3078	107.969	139.6724	15.5189
Base	2	15	DER05 Min	-55.3148	-58.657	15.917	-146.2077	-119.3246	-15.4683
Base	2	15	DER06 Max	9.701	98.3632	82.3704	157.3565	10.1939	0.028
Base	2	15	DER06 Min	9.6837	-83.6013	10.8544	-195.5953	10.1539	0.0226
Base	2	15	DER07 Max	72.2764	71.5737	65.6547	112.7488	137.129	15.5125
Base	2	15	DER07 Min	-57.7379	-60.5023	4.2639	-141.4279	-121.8681	-15.4746
Base	2	15	DER08 Max	7.278	96.5179	70.7173	162.1363	7.6504	0.0217
Base	2	15	DER08 Min	7.2606	-85.4465	-0.7987	-190.8154	7.6104	0.0162
Base	2	15	DERUD01	11.3077	8.6111	54.3812	-22.3059	11.8696	0.0295
Base	2	15	DERUD02	9.8485	8.0708	48.627	-21.0061	10.3377	0.0257
Base	2	15	DERUD03	10.1921	9.5884	53.0591	-25.1569	10.698	0.0267
Base	2	15	DERUD04	9.8485	8.0708	48.627	-21.0061	10.3377	0.0257
Base	2	15	DERUD05 Max	18.7083	18.1514	51.724	1.6157	28.1869	2.5663
Base	2	15	DERUD05 Min	0.6764	-3.3895	41.5008	-39.8545	-7.8391	-2.5157
Base	2	15	DERUD06 Max	9.6938	22.1049	52.3993	9.4403	10.1771	0.0257

Story	Joint Label	Unique Name	Load Case/Combo	FX kN	FY kN	FZ kN	MX kN-m	MY kN-m	MZ kN-m
Base	2	15	DERUD06 Min	9.6909	-7.343	40.8256	-47.6791	10.1707	0.0248
Base	2	15	DERUD07 Max	16.2853	16.3062	40.0709	6.3956	25.6434	2.56
Base	2	15	DERUD07 Min	-1.7467	-5.2348	29.8477	-35.0746	-10.3826	-2.5221
Base	2	15	DERUD08 Max	7.2707	20.2597	40.7462	14.2202	7.6337	0.0194
Base	2	15	DERUD08 Min	7.2679	-9.1883	29.1725	-42.8993	7.6272	0.0185
Base	2	15	VIG01 Max	57.7765	76.414	77.2506	114.0397	105.9613	11.4856
Base	2	15	VIG01 Min	-38.3918	-61.6521	15.9743	-152.2785	-85.6135	-11.4351
Base	2	15	VIG02 Max	24.1234	89.3289	79.8718	139.6102	38.9236	3.4652
Base	2	15	VIG02 Min	-4.7387	-74.567	13.3531	-177.849	-18.5758	-3.4147
Base	2	15	VIG03 Max	55.3534	74.5687	65.5975	118.8196	103.4178	11.4793
Base	2	15	VIG03 Min	-40.8149	-63.4973	4.3211	-147.4986	-88.157	-11.4414
Base	2	15	VIG04 Max	21.7003	87.4837	68.2187	144.39	36.3801	3.4589
Base	2	15	VIG04 Min	-7.1618	-76.4122	1.7	-173.0691	-21.1192	-3.421
Base	2	15	COL1 Max	81.8185	110.9305	92.5697	180.6193	153.855	17.2158
Base	2	15	COL1 Min	-62.4338	-96.1686	0.6552	-218.858	-133.5072	-17.1652
Base	2	15	COL2 Max	31.339	130.3029	96.5014	218.975	53.2984	5.1852
Base	2	15	COL2 Min	-11.9543	-115.541	-3.2766	-257.2137	-32.9506	-5.1346
Base	2	15	COL3 Max	79.3954	109.0853	80.9166	185.3991	151.3115	17.2095
Base	2	15	COL3 Min	-64.8569	-98.0138	-10.9979	-214.0782	-136.0506	-17.1716
Base	2	15	COL4 Max	28.9159	128.4576	84.8483	223.7548	50.7549	5.1789
Base	2	15	COL4 Min	-14.3774	-117.3862	-14.9297	-252.4339	-35.4941	-5.1409
Base	2	15	CIM09 Max	21.6756	27.852	34.0296	37.046	38.6125	4.0238
Base	2	15	CIM09 Min	-11.9833	-20.4711	12.5829	-56.1654	-28.4386	-3.9985
Base	2	15	CIM10 Max	9.8971	32.3723	34.947	45.9957	15.1493	1.2166
Base	2	15	CIM10 Min	-0.2047	-24.9913	11.6654	-65.115	-4.9754	-1.1913
Base	2	15	CIM11	8.2338	3.0216	51.1601	-13.8009	8.6437	0.0213
Base	2	15	CIM12	8.1946	3.8039	48.081	-14.3339	8.6023	0.0212
Base	2	15	CIM13 Max	20.9369	22.1313	56.2134	21.0186	33.986	3.0582
Base	2	15	CIM13 Min	-4.5477	-14.5235	39.9487	-49.6863	-16.7813	-3.0158
Base	2	15	CIM14 Max	12.0429	25.5445	56.9061	27.7765	16.2689	0.9385
Base	2	15	CIM14 Min	4.3463	-17.9368	39.2559	-56.4442	0.9358	-0.8961
Base	2	15	CIM15	4.8462	3.6905	23.3062	-9.5597	5.087	0.0126
Base	2	15	COMB9	9.7708	5.8163	52.7706	-18.0534	10.2566	0.0254
Base	2	15	DER09	9.7708	5.8163	52.7706	-18.0534	10.2566	0.0254
Base	2	15	DERUD09	9.7708	5.8163	52.7706	-18.0534	10.2566	0.0254
Base	2	15	DERUD10	9.9434	2.3742	66.3187	-15.7083	10.4386	0.0256
Base	2	15	DER10	9.9434	2.3742	66.3187	-15.7083	10.4386	0.0256
Base	2	15	COMB10	9.9434	2.3742	66.3187	-15.7083	10.4386	0.0256
Base	2	15	COMB11	9.7708	5.8163	52.7706	-18.0534	10.2566	0.0254
Base	2	15	DER11	9.7708	5.8163	52.7706	-18.0534	10.2566	0.0254
Base	2	15	DERUD11	9.7708	5.8163	52.7706	-18.0534	10.2566	0.0254
Base	3	16	D	-30.9693	-6.1508	151.9503	-3.004	-32.8578	0
Base	3	16	L	0	0	0	0	0	0
Base	3	16	LR	-6.2563	-1.3797	29.3858	-0.8735	-6.6378	0
Base	3	16	EX Max	130.4185	71.1553	25.6634	133.3314	253.2421	16.1017
Base	3	16	EY Max	0.0005	91.191	35.758	177.6614	0.0005	0
Base	3	16	DISX Max	48.2317	26.3148	9.4909	49.3089	93.6546	5.9548
Base	3	16	DISY Max	0.0002	33.7245	13.2241	65.7032	0.0002	0
Base	3	16	W	0	0	0	0	0	0
Base	3	16	G	-3.1281	3.1292	24.9936	-4.459	-3.3188	0
Base	3	16	DERUX Max	21.8815	11.656	3.9358	21.8061	42.4712	2.6277
Base	3	16	DERUY Max	0.0001	14.7578	5.7868	28.7516	0.0001	0
Base	3	16	COMB1	-43.357	-8.6111	212.7304	-4.2056	-46.0009	0
Base	3	16	COMB2	-40.2913	-8.0708	197.0333	-4.0416	-42.7482	0
Base	3	16	COMB3	-47.1732	-9.5884	229.3577	-5.0024	-50.0498	0
Base	3	16	COMB4	-40.2913	-8.0708	197.0333	-4.0416	-42.7482	0
Base	3	16	COMB5 Max	11.0686	29.0512	195.7985	65.4151	54.2253	5.9548
Base	3	16	COMB5 Min	-85.3949	-43.8131	168.8823	-72.6247	-133.084	-5.9548
Base	3	16	COMB6 Max	-22.6935	34.238	198.4118	76.891	-11.3328	1.7864
Base	3	16	COMB6 Min	-51.6329	-48.9999	166.269	-84.1007	-67.5259	-1.7864

Story	Joint Label	Unique Name	Load Case/Combo	FX kN	FY kN	FZ kN	MX kN-m	MY kN-m	MZ kN-m
Base	3	16	COMB7 Max	-13.4027	36.0832	152.8267	77.7922	-1.4754	1.7864
Base	3	16	COMB7 Min	-42.3421	-47.1546	120.6839	-83.1995	-57.6686	-1.7864
Base	3	16	COMB8 Max	20.3594	30.8965	150.2134	66.3163	64.0826	5.9548
Base	3	16	COMB8 Min	-76.1041	-41.9679	123.2972	-71.7235	-123.2267	-5.9548
Base	3	16	ENVE Max	20.3594	36.0832	229.3577	77.7922	64.0826	5.9548
Base	3	16	ENVE Min	-85.3949	-48.9999	120.6839	-84.1007	-133.084	-5.9548
Base	3	16	CIM01	-30.9693	-6.1508	151.9503	-3.004	-32.8578	0
Base	3	16	CIM02	-30.9693	-6.1508	151.9503	-3.004	-32.8578	0
Base	3	16	CIM03	-37.2256	-7.5305	181.3361	-3.8775	-39.4956	0
Base	3	16	CIM04	-35.6615	-7.1856	173.9897	-3.6592	-37.8361	0
Base	3	16	CIM05 Max	2.7929	19.3517	161.371	45.3099	32.7005	4.1683
Base	3	16	CIM05 Min	-64.7315	-31.6533	142.5296	-51.318	-98.4161	-4.1683
Base	3	16	CIM06 Max	-20.8405	22.9825	163.2003	53.3431	-13.1902	1.2505
Base	3	16	CIM06 Min	-41.0981	-35.284	140.7003	-59.3511	-52.5254	-1.2505
Base	3	16	CIM07 Max	-10.0987	12.1572	181.1357	32.9871	11.8008	3.156
Base	3	16	CIM07 Min	-61.2243	-26.5283	166.8436	-40.3054	-87.4731	-3.156
Base	3	16	CIM08 Max	-27.9443	14.8988	182.517	39.053	-22.8513	0.9528
Base	3	16	CIM08 Min	-43.3787	-29.2699	165.4623	-46.3713	-52.821	-0.9528
Base	3	16	DER01	-43.357	-8.6111	212.7304	-4.2056	-46.0009	0
Base	3	16	DER02	-40.2913	-8.0708	197.0333	-4.0416	-42.7482	0
Base	3	16	DER03	-47.1732	-9.5884	229.3577	-5.0024	-50.0498	0
Base	3	16	DER04	-40.2913	-8.0708	197.0333	-4.0416	-42.7482	0
Base	3	16	DER05 Max	93.2554	63.7743	208.0038	129.7265	213.8127	16.1017
Base	3	16	DER05 Min	-167.5817	-78.5362	156.677	-136.9362	-292.6714	-16.1017
Base	3	16	DER06 Max	-37.1627	83.81	218.0984	174.0565	-39.4288	0
Base	3	16	DER06 Min	-37.1636	-98.572	146.5824	-181.2662	-39.4299	0
Base	3	16	DER07 Max	102.5462	65.6196	162.4187	130.6277	223.67	16.1017
Base	3	16	DER07 Min	-158.2909	-76.691	111.0919	-136.035	-282.8141	-16.1017
Base	3	16	DER08 Max	-27.8719	85.6553	172.5133	174.9577	-29.5715	0
Base	3	16	DER08 Min	-27.8729	-96.7267	100.9973	-180.365	-29.5725	0
Base	3	16	DERUD01	-43.357	-8.6111	212.7304	-4.2056	-46.0009	0
Base	3	16	DERUD02	-40.2913	-8.0708	197.0333	-4.0416	-42.7482	0
Base	3	16	DERUD03	-47.1732	-9.5884	229.3577	-5.0024	-50.0498	0
Base	3	16	DERUD04	-40.2913	-8.0708	197.0333	-4.0416	-42.7482	0
Base	3	16	DERUD05 Max	-15.2817	4.2751	186.2761	18.2012	3.0419	2.6277
Base	3	16	DERUD05 Min	-59.0446	-19.037	178.4046	-25.4109	-81.9006	-2.6277
Base	3	16	DERUD06 Max	-37.1631	7.3768	188.1272	25.1467	-39.4293	0
Base	3	16	DERUD06 Min	-37.1632	-22.1387	176.5535	-32.3564	-39.4294	0
Base	3	16	DERUD07 Max	-5.9909	6.1203	140.691	19.1024	12.8992	2.6277
Base	3	16	DERUD07 Min	-49.7538	-17.1917	132.8195	-24.5097	-72.0432	-2.6277
Base	3	16	DERUD08 Max	-27.8723	9.2221	142.5421	26.048	-29.5719	0
Base	3	16	DERUD08 Min	-27.8724	-20.2935	130.9684	-31.4552	-29.5721	0
Base	3	16	VIG01 Max	59.3004	65.4834	209.2566	134.4349	147.88	11.9095
Base	3	16	VIG01 Min	-133.6267	-80.2453	155.4241	-141.6446	-226.7387	-11.9095
Base	3	16	VIG02 Max	-8.2238	75.8569	214.4831	157.3869	16.7638	3.5729
Base	3	16	VIG02 Min	-66.1025	-90.6188	150.1976	-164.5965	-95.6225	-3.5729
Base	3	16	VIG03 Max	68.5911	67.3286	163.6715	135.3362	157.7373	11.9095
Base	3	16	VIG03 Min	-124.3359	-78.4001	109.839	-140.7434	-216.8813	-11.9095
Base	3	16	VIG04 Max	1.067	77.7021	168.8981	158.2881	26.6211	3.5729
Base	3	16	VIG04 Min	-56.8118	-88.7736	104.6125	-163.6953	-85.7652	-3.5729
Base	3	16	COL1 Max	107.5321	101.9156	222.7148	203.4548	241.5346	17.8643
Base	3	16	COL1 Min	-181.8584	-116.6775	141.966	-210.6645	-320.3934	-17.8643
Base	3	16	COL2 Max	6.2459	117.4758	230.5545	237.8827	44.8604	5.3593
Base	3	16	COL2 Min	-80.5722	-132.2377	134.1262	-245.0924	-123.7191	-5.3593
Base	3	16	COL3 Max	116.8229	103.7608	177.1297	204.356	251.392	17.8643
Base	3	16	COL3 Min	-172.5676	-114.8322	96.3809	-209.7633	-310.536	-17.8643
Base	3	16	COL4 Max	15.5367	119.3211	184.9694	238.7839	54.7177	5.3593
Base	3	16	COL4 Min	-71.2814	-130.3925	88.5411	-244.1912	-113.8617	-5.3593
Base	3	16	CIM09 Max	15.1807	21.812	100.5909	46.5115	45.8436	4.1683
Base	3	16	CIM09 Min	-52.3438	-29.193	81.7495	-50.1163	-85.2729	-4.1683

Story	Joint Label	Unique Name	Load Case/Combo	FX kN	FY kN	FZ kN	MX kN-m	MY kN-m	MZ kN-m
Base	3	16	CIM10 Max	-8.4528	25.4428	102.4202	54.5447	-0.0471	1.2505
Base	3	16	CIM10 Min	-28.7104	-32.8237	79.9202	-58.1495	-39.3823	-1.2505
Base	3	16	CIM11	-34.0974	-3.0216	176.9439	-7.4631	-36.1766	0
Base	3	16	CIM12	-33.3154	-3.8039	170.6955	-6.3483	-35.3469	0
Base	3	16	CIM13 Max	-7.7525	15.5389	177.8415	30.2979	14.29	3.156
Base	3	16	CIM13 Min	-58.8782	-23.1467	163.5495	-42.9945	-84.9839	-3.156
Base	3	16	CIM14 Max	-25.5982	18.2805	179.2228	36.3638	-20.3621	0.9528
Base	3	16	CIM14 Min	-41.0325	-25.8882	162.1682	-49.0604	-50.3318	-0.9528
Base	3	16	CIM15	-18.5816	-3.6905	91.1702	-1.8024	-19.7147	0
Base	3	16	COMB9	-38.7272	-5.8163	194.8372	-5.8343	-41.0888	0
Base	3	16	DER09	-38.7272	-5.8163	194.8372	-5.8343	-41.0888	0
Base	3	16	DERUD09	-38.7272	-5.8163	194.8372	-5.8343	-41.0888	0
Base	3	16	DERUD10	-42.1681	-2.3742	222.3301	-10.7393	-44.7395	0
Base	3	16	DER10	-42.1681	-2.3742	222.3301	-10.7393	-44.7395	0
Base	3	16	COMB10	-42.1681	-2.3742	222.3301	-10.7393	-44.7395	0
Base	3	16	COMB11	-38.7272	-5.8163	194.8372	-5.8343	-41.0888	0
Base	3	16	DER11	-38.7272	-5.8163	194.8372	-5.8343	-41.0888	0
Base	3	16	DERUD11	-38.7272	-5.8163	194.8372	-5.8343	-41.0888	0
Base	4	18	D	-8.077	6.1508	38.8437	-15.9328	-8.4783	-0.0211
Base	4	18	L	0	0	0	0	0	0
Base	4	18	LR	-0.3123	1.3797	4.0292	-3.7735	-0.3276	-0.0009
Base	4	18	EX Max	65.0071	66.038	30.6954	127.0883	129.4985	15.4936
Base	4	18	EY Max	0.0087	90.9822	35.758	176.4759	0.02	0.0027
Base	4	18	DISX Max	24.0411	24.4223	11.3518	47.0001	47.8915	5.7299
Base	4	18	DISY Max	0.0032	33.6473	13.2241	65.2647	0.0074	0.001
Base	4	18	W	0	0	0	0	0	0
Base	4	18	G	-0.1569	-3.1292	12.3164	2.1319	-0.1655	-0.0002
Base	4	18	DERUX Max	9.016	10.7705	5.1116	20.7351	18.013	2.541
Base	4	18	DERUY Max	0.0014	14.724	5.7868	28.5597	0.0032	0.0004
Base	4	18	COMB1	-11.3077	8.6111	54.3812	-22.3059	-11.8696	-0.0295
Base	4	18	COMB2	-9.8485	8.0708	48.627	-21.0061	-10.3377	-0.0257
Base	4	18	COMB3	-10.1921	9.5884	53.0591	-25.1569	-10.698	-0.0267
Base	4	18	COMB4	-9.8485	8.0708	48.627	-21.0061	-10.3377	-0.0257
Base	4	18	COMB5 Max	14.3497	41.8975	61.9315	47.4602	37.7198	5.7049
Base	4	18	COMB5 Min	-33.7344	-27.1356	31.2933	-85.6989	-58.0676	-5.7555
Base	4	18	COMB6 Max	-2.4768	48.3549	63.2421	60.2454	4.2009	1.6947
Base	4	18	COMB6 Min	-16.9079	-33.593	29.9828	-98.4842	-24.5487	-1.7453
Base	4	18	COMB7 Max	-0.0537	46.5097	51.589	65.0252	6.7444	1.701
Base	4	18	COMB7 Min	-14.4848	-35.4383	18.3296	-93.7043	-22.0053	-1.7389
Base	4	18	COMB8 Max	16.7728	40.0522	50.2784	52.24	40.2633	5.7112
Base	4	18	COMB8 Min	-31.3113	-28.9808	19.6402	-80.9191	-55.5241	-5.7491
Base	4	18	ENVE Max	16.7728	48.3549	63.2421	65.0252	40.2633	5.7112
Base	4	18	ENVE Min	-33.7344	-35.4383	18.3296	-98.4842	-58.0676	-5.7555
Base	4	18	CIM01	-8.077	6.1508	38.8437	-15.9328	-8.4783	-0.0211
Base	4	18	CIM02	-8.077	6.1508	38.8437	-15.9328	-8.4783	-0.0211
Base	4	18	CIM03	-8.3893	7.5305	42.8729	-19.7063	-8.8058	-0.022
Base	4	18	CIM04	-8.3112	7.1856	41.8656	-18.7629	-8.7239	-0.0217
Base	4	18	CIM05 Max	8.7525	30.3124	49.567	30.6729	25.0473	3.99
Base	4	18	CIM05 Min	-24.9064	-18.0108	28.1203	-62.5385	-42.0038	-4.0322
Base	4	18	CIM06 Max	-3.0261	34.8326	50.4845	39.6225	1.5841	1.1829
Base	4	18	CIM06 Min	-13.1278	-22.531	27.2029	-71.4882	-18.5406	-1.2251
Base	4	18	CIM07 Max	4.4311	25.513	49.9979	16.5895	16.6597	3.0153
Base	4	18	CIM07 Min	-21.0535	-11.1418	33.7332	-54.1154	-34.1076	-3.0587
Base	4	18	CIM08 Max	-4.4629	28.9262	50.6907	23.3474	-1.0574	0.8956
Base	4	18	CIM08 Min	-12.1595	-14.5551	33.0405	-60.8733	-16.3905	-0.9391
Base	4	18	DER01	-11.3077	8.6111	54.3812	-22.3059	-11.8696	-0.0295
Base	4	18	DER02	-9.8485	8.0708	48.627	-21.0061	-10.3377	-0.0257
Base	4	18	DER03	-10.1921	9.5884	53.0591	-25.1569	-10.698	-0.0267
Base	4	18	DER04	-9.8485	8.0708	48.627	-21.0061	-10.3377	-0.0257
Base	4	18	DER05 Max	55.3148	73.4189	77.3078	107.969	119.3246	15.4683

Story	Joint Label	Unique Name	Load Case/Combo	FX kN	FY kN	FZ kN	MX kN-m	MY kN-m	MZ kN-m
Base	4	18	DER05 Min	-74.6995	-58.657	15.917	-146.2077	-139.6724	-15.5189
Base	4	18	DER06 Max	-9.6837	98.3632	82.3704	157.3565	-10.1539	-0.0226
Base	4	18	DER06 Min	-9.701	-83.6013	10.8544	-195.5953	-10.1939	-0.028
Base	4	18	DER07 Max	57.7379	71.5737	65.6547	112.7488	121.8681	15.4746
Base	4	18	DER07 Min	-72.2764	-60.5023	4.2639	-141.4279	-137.129	-15.5125
Base	4	18	DER08 Max	-7.2606	96.5179	70.7173	162.1363	-7.6104	-0.0162
Base	4	18	DER08 Min	-7.278	-85.4465	-0.7987	-190.8154	-7.6504	-0.0217
Base	4	18	DERUD01	-11.3077	8.6111	54.3812	-22.3059	-11.8696	-0.0295
Base	4	18	DERUD02	-9.8485	8.0708	48.627	-21.0061	-10.3377	-0.0257
Base	4	18	DERUD03	-10.1921	9.5884	53.0591	-25.1569	-10.698	-0.0267
Base	4	18	DERUD04	-9.8485	8.0708	48.627	-21.0061	-10.3377	-0.0257
Base	4	18	DERUD05 Max	-0.6764	18.1514	51.724	1.6157	7.8391	2.5157
Base	4	18	DERUD05 Min	-18.7083	-3.3895	41.5008	-39.8545	-28.1869	-2.5663
Base	4	18	DERUD06 Max	-9.6909	22.1049	52.3993	9.4403	-10.1707	-0.0248
Base	4	18	DERUD06 Min	-9.6938	-7.343	40.8256	-47.6791	-10.1771	-0.0257
Base	4	18	DERUD07 Max	1.7467	16.3062	40.0709	6.3956	10.3826	2.5221
Base	4	18	DERUD07 Min	-16.2853	-5.2348	29.8477	-35.0746	-25.6434	-2.56
Base	4	18	DERUD08 Max	-7.2679	20.2597	40.7462	14.2202	-7.6272	-0.0185
Base	4	18	DERUD08 Min	-7.2707	-9.1883	29.1725	-42.8993	-7.6337	-0.0194
Base	4	18	VIG01 Max	38.3918	76.414	77.2506	114.0397	85.6135	11.4351
Base	4	18	VIG01 Min	-57.7765	-61.6521	15.9743	-152.2785	-105.9613	-11.4856
Base	4	18	VIG02 Max	4.7387	89.3289	79.8718	139.6102	18.5758	3.4147
Base	4	18	VIG02 Min	-24.1234	-74.567	13.3531	-177.849	-38.9236	-3.4652
Base	4	18	VIG03 Max	40.8149	74.5687	65.5975	118.8196	88.157	11.4414
Base	4	18	VIG03 Min	-55.3534	-63.4973	4.3211	-147.4986	-103.4178	-11.4793
Base	4	18	VIG04 Max	7.1618	87.4837	68.2187	144.39	21.1192	3.421
Base	4	18	VIG04 Min	-21.7003	-76.4122	1.7	-173.0691	-36.3801	-3.4589
Base	4	18	COL1 Max	62.4338	110.9305	92.5697	180.6193	133.5072	17.1652
Base	4	18	COL1 Min	-81.8185	-96.1686	0.6552	-218.858	-153.855	-17.2158
Base	4	18	COL2 Max	11.9543	130.3029	96.5014	218.975	32.9506	5.1346
Base	4	18	COL2 Min	-31.339	-115.541	-3.2766	-257.2137	-53.2984	-5.1852
Base	4	18	COL3 Max	64.8569	109.0853	80.9166	185.3991	136.0506	17.1716
Base	4	18	COL3 Min	-79.3954	-98.0138	-10.9979	-214.0782	-151.3115	-17.2095
Base	4	18	COL4 Max	14.3774	128.4576	84.8483	223.7548	35.4941	5.1409
Base	4	18	COL4 Min	-28.9159	-117.3862	-14.9297	-252.4339	-50.7549	-5.1789
Base	4	18	CIM09 Max	11.9833	27.852	34.0296	37.046	28.4386	3.9985
Base	4	18	CIM09 Min	-21.6756	-20.4711	12.5829	-56.1654	-38.6125	-4.0238
Base	4	18	CIM10 Max	0.2047	32.3723	34.947	45.9957	4.9754	1.1913
Base	4	18	CIM10 Min	-9.8971	-24.9913	11.6654	-65.115	-15.1493	-1.2166
Base	4	18	CIM11	-8.2338	3.0216	51.1601	-13.8009	-8.6437	-0.0213
Base	4	18	CIM12	-8.1946	3.8039	48.081	-14.3339	-8.6023	-0.0212
Base	4	18	CIM13 Max	4.5477	22.1313	56.2134	21.0186	16.7813	3.0158
Base	4	18	CIM13 Min	-20.9369	-14.5235	39.9487	-49.6863	-33.986	-3.0582
Base	4	18	CIM14 Max	-4.3463	25.5445	56.9061	27.7765	-0.9358	0.8961
Base	4	18	CIM14 Min	-12.0429	-17.9368	39.2559	-56.4442	-16.2689	-0.9385
Base	4	18	CIM15	-4.8462	3.6905	23.3062	-9.5597	-5.087	-0.0126
Base	4	18	COMB9	-9.7708	5.8163	52.7706	-18.0534	-10.2566	-0.0254
Base	4	18	DER09	-9.7708	5.8163	52.7706	-18.0534	-10.2566	-0.0254
Base	4	18	DERUD09	-9.7708	5.8163	52.7706	-18.0534	-10.2566	-0.0254
Base	4	18	DERUD10	-9.9434	2.3742	66.3187	-15.7083	-10.4386	-0.0256
Base	4	18	DER10	-9.9434	2.3742	66.3187	-15.7083	-10.4386	-0.0256
Base	4	18	COMB10	-9.9434	2.3742	66.3187	-15.7083	-10.4386	-0.0256
Base	4	18	COMB11	-9.7708	5.8163	52.7706	-18.0534	-10.2566	-0.0254
Base	4	18	DER11	-9.7708	5.8163	52.7706	-18.0534	-10.2566	-0.0254
Base	4	18	DERUD11	-9.7708	5.8163	52.7706	-18.0534	-10.2566	-0.0254

5.4 Modal Results

Table 5.9 - Modal Periods and Frequencies

Case	Mode	Period sec	Frequency cyc/sec	Circular Frequency rad/sec	Eigenvalue rad²/sec²
Modal	1	0.231	4.334	27.2285	741.3917
Modal	2	0.191	5.233	32.8816	1081.1972
Modal	3	0.157	6.378	40.0733	1605.8663
Modal	4	0.048	20.855	131.0362	17170.4942
Modal	5	0.016	61.482	386.3046	149231.2612
Modal	6	0.015	64.75	406.8344	165514.2484
Modal	7	0.014	69.466	436.4652	190501.8756

Table 5.10 - Modal Participating Mass Ratios (Part 1 of 2)

Case	Mode	Period sec	UX	UY	UZ	Sum UX	Sum UY	Sum UZ
Modal	1	0.231	0.6608	0	0	0.6608	0	0
Modal	2	0.191	0	1	0	0.6608	1	0
Modal	3	0.157	0.3385	0	0	0.9993	1	0
Modal	4	0.048	0.0007	0	0	1	1	0
Modal	5	0.016	0	0	0	1	1	0
Modal	6	0.015	0	1.423E-05	0	1	1	0
Modal	7	0.014	0	0	0	1	1	0

Table 5.10 - Modal Participating Mass Ratios (Part 2 of 2)

Case	Mode	RX	RY	RZ	Sum RX	Sum RY	Sum RZ
Modal	1	0	0.6608	0.3648	0	0.6608	0.3648
Modal	2	1	0	0	1	0.6608	0.3648
Modal	3	0	0.3385	0.6347	1	0.9993	0.9995
Modal	4	0	0.0007	0.0005	1	1	1
Modal	5	0	0	1.262E-05	1	1	1
Modal	6	1.423E-05	0	0	1	1	1
Modal	7	0	0	0	1	1	1

Table 5.11 - Modal Load Participation Ratios

Case	Item Type	Item	Static %	Dynamic %
Modal	Acceleration	UX	100	100
Modal	Acceleration	UY	100	100
Modal	Acceleration	UZ	0	0

Table 5.12 - Modal Direction Factors

Case	Mode	Period sec	UX	UY	UZ	RZ
Modal	1	0.231	0.669	0	0	0.331
Modal	2	0.191	0	1	0	0
Modal	3	0.157	0.344	0	0	0.656
Modal	4	0.048	0.062	0	0	0.938
Modal	5	0.016	0	0	0	1
Modal	6	0.015	0	1	0	0
Modal	7	0.014	0	1	0	0

6 Design Data

This chapter provides design data and results.

6.1 Concrete Frame Design

Table 6.1 - Concrete Frame Preferences - ACI 318-08

Item	Value
Multi-Response Design	Step-by-Step
Seismic Design Category	D
# Interaction Curves	24
# Interaction Points	11
Minimum Eccentricity	Yes
Phi (Tension)	0.9
Phi (Compression Tied)	0.65
Phi (Compression Spiral)	0.7
Phi (Shear and Torsion)	0.85
Phi (Shear Seismic)	0.6
Phi (Shear Joint)	0.85
Pattern Live Load Factor	0.75
D/C Ratio Limit	0.95

Table 6.2 - Concrete Column Overwrites - ACI 318-08 (Part 1 of 2)

Story	Label	Unique Name	Design Type	Design Section	LLRF	LMajor	LMinor	KMajor	KMinor	CmMajor	CmMinor
N1	C1	7	Column	Program Determined	0.904777	0.846154	0.846154	1	1	1	1
N1	C2	8	Column	Program Determined	1	0.846154	0.846154	1	1	1	1
N1	C3	9	Column	Program Determined	0.904777	0.846154	0.846154	1	1	1	1
N1	C4	10	Column	Program Determined	1	0.846154	0.846154	1	1	1	1

Table 6.2 - Concrete Column Overwrites - ACI 318-08 (Part 2 of 2)

Story	Label	Unique Name	DnsMajor	DnsMinor	DsMajor	DsMinor
N1	C1	7	1	1	1	1
N1	C2	8	1	1	1	1
N1	C3	9	1	1	1	1
N1	C4	10	1	1	1	1

Table 6.3 - Concrete Beam Overwrites - ACI 318-08

Story	Label	Unique Name	Design Type	Design Section	LLRF	LMajor	LMinor
N1	B1	13	Beam	Program Determined	0.883452	0.940299	0.940299
N1	B2	14	Beam	Program Determined	0.883452	0.940299	0.940299
N1	B4	16	Beam	Program Determined	1	0.95122	0.95122
N1	B6	18	Beam	Program Determined	1	0.95122	0.95122
N1	B8	2	Beam	Program Determined	1	0.916667	0.916667
N1	B15	22	Beam	Program Determined	1	1	1
N1	B17	4	Beam	Program Determined	1	0.916667	0.916667

Table 6.4 - Concrete Column PMM Envelope

Label	Story	Section	Location	P kN	M Major kN-m	M Minor kN-m	PMM Combo	PMM Ratio or Rebar %

Label	Story	Section	Location	P kN	M Major kN-m	M Minor kN-m	PMM Combo	PMM Ratio or Rebar %
C1	N1	C40X40	Top	156.4426	102.4427	-55.3971	COMB5	1.3 %
C1	N1	C40X40	Bottom	168.8823	-133.084	-72.6247	COMB5	2.03 %
C2	N1	C40X40	Top	40.331	16.6173	-2.0238	COMB11	1 %
C2	N1	C40X40	Bottom	31.2933	-58.0676	-85.6989	COMB5	1.25 %
C3	N1	C40X40	Top	156.4426	-102.4427	-55.3971	COMB5	1.3 %
C3	N1	C40X40	Bottom	168.8823	133.084	-72.6247	COMB5	2.03 %
C4	N1	C40X40	Top	40.331	-16.6173	-2.0238	COMB11	1 %
C4	N1	C40X40	Bottom	31.2933	58.0676	-85.6989	COMB5	1.25 %

Table 6.5 - Concrete Column Shear Envelope

Label	Story	Section	Location	V Major kN	Major Combo	At Major cm²/m	V Minor kN	Minor Combo	At Minor cm²/m
C1	N1	C40X40	Top	76.1041	COMB8	3.33	78.4001	COMB8	3.33
C1	N1	C40X40	Bottom	76.1041	COMB8	3.33	78.4001	COMB8	3.33
C2	N1	C40X40	Top	9.7708		0	48.4651	COMB8	3.33
C2	N1	C40X40	Bottom	9.7708		0	48.4651	COMB8	3.33
C3	N1	C40X40	Top	76.1041	COMB8	3.33	78.4001	COMB8	3.33
C3	N1	C40X40	Bottom	76.1041	COMB8	3.33	78.4001	COMB8	3.33
C4	N1	C40X40	Top	9.7708		0	48.4651	COMB8	3.33
C4	N1	C40X40	Bottom	9.7708		0	48.4651	COMB8	3.33

Table 6.6 - Concrete Beam Flexure Envelope

Label	Story	Section	Location	(-) Moment kN-m	(-) Combo	As Top cm²	(+) Moment kN-m	(+) Combo	As Bot cm²
B1	N1	V30X50	End-I	-131.5722	COMB6	8.8	43.8574	COMB6	4
B1	N1	V30X50	Middle	-31.595	COMB6	3	41.3679	COMB6	3.8
B1	N1	V30X50	End-J	0	COMB7	4	55.7653	COMB7	4.4
B2	N1	V30X50	End-I	-131.5722	COMB6	8.8	43.8574	COMB6	4
B2	N1	V30X50	Middle	-31.595	COMB6	3	41.3679	COMB6	3.8
B2	N1	V30X50	End-J	0	COMB7	4	55.7653	COMB7	4.4
B4	N1	V30X50	End-I	-100.0764	COMB5	6.3	54.8139	COMB5	4.4
B4	N1	V30X50	Middle	-20.0153	COMB5	1.6	90.33	COMB3	5.7
B4	N1	V30X50	End-J	-100.0764	COMB5	6.3	54.8139	COMB5	4.4
B6	N1	V30X50	End-I	-42.7067	COMB5	3.3	24.0379	COMB5	1.8
B6	N1	V30X50	Middle	-8.5413	COMB5	0.5	24.7269	COMB5	1.8
B6	N1	V30X50	End-J	-42.7067	COMB5	3.3	24.0379	COMB5	1.8
B8	N1	V30X50	End-I	-28.606	COMB3	2.3	28.606	COMB3	2.3
B8	N1	V30X50	Middle	-97.9658	COMB3	6.2	28.606	COMB3	2.3
B8	N1	V30X50	End-J	-143.0299	COMB3	9.3	47.6766	COMB3	3.9
B15	N1	VB20X50	End-I	-31.6715	COMB5	2.3	52.095	COMB3	3.3
B15	N1	VB20X50	Middle	-6.3343	COMB5	0.4	93.7276	COMB3	5.3
B15	N1	VB20X50	End-J	-31.6715	COMB5	2.3	52.095	COMB3	3.3
B17	N1	V30X50	End-I	-28.606	COMB3	2.3	28.606	COMB3	2.3
B17	N1	V30X50	Middle	-97.9658	COMB3	6.2	28.606	COMB3	2.3
B17	N1	V30X50	End-J	-143.0299	COMB3	9.3	47.6766	COMB3	3.9

Table 6.7 - Concrete Beam Shear Envelope

Label	Story	Section	Location	V kN	V Combo	At cm²/m	T for At kN-m	T Combo At	At Torsion cm²/m	T for As kN-m	T Combo As	As Torsion cm²
B1	N1	V30X50	End-I	56.5709	COMB7	2.5	4.3454	COMB5	1.59	4.3454	COMB5	5.3
B1	N1	V30X50	Middle	32.2895	COMB7	2.5	4.3454	COMB5	1.59	4.3454	COMB5	5.3
B1	N1	V30X50	End-J	42.6252	COMB7	2.5	4.3454	COMB5	1.59	4.3454	COMB5	5.3
B2	N1	V30X50	End-I	56.5709	COMB7	0.74	4.3454	COMB5	1.59	4.3454	COMB5	5.3
B2	N1	V30X50	Middle	32.2895	COMB7	0.74	4.3454	COMB5	1.59	4.3454	COMB5	5.3
B2	N1	V30X50	End-J	42.6252	COMB7	0.74	4.3454	COMB5	1.59	4.3454	COMB5	5.3
B4	N1	V30X50	End-I	38.172	COMB11	2.5	0	COMB11	0	0	COMB11	0

Label	Story	Section	Location	V kN	V Combo	At cm²/m	T for At kN-m	T Combo At	At Torsion cm²/m	T for As kN-m	T Combo As	As Torsion cm²
B4	N1	V30X50	Middle	38.9376	COMB8	2.5	0	COMB11	0	0	COMB11	0
B4	N1	V30X50	End-J	63.6199	COMB11	2.5	0	COMB11	0	0	COMB11	0
B6	N1	V30X50	End-I	9.9235	COMB11	0	0	COMB11	0	0	COMB11	0
B6	N1	V30X50	Middle	6.6156	COMB11	0	0	COMB11	0	0	COMB11	0
B6	N1	V30X50	End-J	16.5391	COMB11	0	0	COMB11	0	0	COMB11	0
B8	N1	V30X50	End-I		O/S		31.6715	COMB5	6.92	31.6715	COMB5	8.6
B8	N1	V30X50	Middle		O/S		31.6715	COMB5	6.92	31.6715	COMB5	8.6
B8	N1	V30X50	End-J		O/S		31.6715	COMB5	6.92	31.6715	COMB5	8.6
B15	N1	VB20X50	End-I	31.486	COMB10	1.67	0	COMB11	0	0	COMB11	0
B15	N1	VB20X50	Middle	18.8259	COMB11	0	0	COMB11	0	0	COMB11	0
B15	N1	VB20X50	End-J	47.0647	COMB11	1.67	0	COMB11	0	0	COMB11	0
B17	N1	V30X50	End-I		O/S		31.6715	COMB5	6.92	31.6715	COMB5	8.6
B17	N1	V30X50	Middle		O/S		31.6715	COMB5	6.92	31.6715	COMB5	8.6
B17	N1	V30X50	End-J		O/S		31.6715	COMB5	6.92	31.6715	COMB5	8.6

Table 6.8 - Concrete Joint Envelope

Label	Story	Section	B/C Major Combo	B/C Major Ratio	B/C Minor Combo	B/C Minor Ratio	JS Major Combo	JS Major Ratio	JS Minor Combo	JS Minor Ratio
C1	N1	C40X40								
C2	N1	C40X40								
C3	N1	C40X40								
C4	N1	C40X40								

Table 6.9 - Concrete Column Summary - ACI 318-08 (Part 1 of 2)

Story	Label	Unique Name	Station mm	Design Section	Design/Check	Status	PMM Ratio	PMM Combo	As,min cm²	As cm²
N1	C1	7	0	C40X40	Design	No Message		COMB5	16	32.5
N1	C1	7	275	C40X40	Design	No Message		COMB5	16	24.7
N1	C1	7	550	C40X40	Design	No Message		COMB11	16	16
N1	C1	7	825	C40X40	Design	No Message		COMB11	16	16
N1	C1	7	1100	C40X40	Design	No Message		COMB11	16	16
N1	C1	7	1375	C40X40	Design	No Message		COMB11	16	16
N1	C1	7	1650	C40X40	Design	No Message		COMB11	16	16
N1	C1	7	1925	C40X40	Design	No Message		COMB11	16	16
N1	C1	7	2200	C40X40	Design	No Message		COMB11	16	16
N1	C1	7	2475	C40X40	Design	No Message		COMB11	16	16
N1	C1	7	2750	C40X40	Design	No Message		COMB5	16	20.9
N1	C2	8	0	C40X40	Design	No Message		COMB5	16	20
N1	C2	8	275	C40X40	Design	No Message		COMB11	16	16
N1	C2	8	550	C40X40	Design	No Message		COMB11	16	16
N1	C2	8	825	C40X40	Design	No Message		COMB11	16	16
N1	C2	8	1100	C40X40	Design	No Message		COMB11	16	16
N1	C2	8	1375	C40X40	Design	No Message		COMB11	16	16
N1	C2	8	1650	C40X40	Design	No Message		COMB11	16	16
N1	C2	8	1925	C40X40	Design	No Message		COMB11	16	16
N1	C2	8	2200	C40X40	Design	No Message		COMB11	16	16
N1	C2	8	2475	C40X40	Design	No Message		COMB11	16	16
N1	C2	8	2750	C40X40	Design	No Message		COMB11	16	16
N1	C3	9	0	C40X40	Design	No Message		COMB5	16	32.5
N1	C3	9	275	C40X40	Design	No Message		COMB5	16	24.7
N1	C3	9	550	C40X40	Design	No Message		COMB11	16	16
N1	C3	9	825	C40X40	Design	No Message		COMB11	16	16
N1	C3	9	1100	C40X40	Design	No Message		COMB11	16	16
N1	C3	9	1375	C40X40	Design	No Message		COMB11	16	16
N1	C3	9	1650	C40X40	Design	No Message		COMB11	16	16
N1	C3	9	1925	C40X40	Design	No Message		COMB11	16	16
N1	C3	9	2200	C40X40	Design	No Message		COMB11	16	16
N1	C3	9	2475	C40X40	Design	No Message		COMB11	16	16
N1	C3	9	2750	C40X40	Design	No Message		COMB5	16	20.9

Story	Label	Unique Name	Station mm	Design Section	Design/Check	Status	PMM Ratio	PMM Combo	As,min cm²	As cm²
N1	C4	10	0	C40X40	Design	No Message		COMB5	16	20
N1	C4	10	275	C40X40	Design	No Message		COMB11	16	16
N1	C4	10	550	C40X40	Design	No Message		COMB11	16	16
N1	C4	10	825	C40X40	Design	No Message		COMB11	16	16
N1	C4	10	1100	C40X40	Design	No Message		COMB11	16	16
N1	C4	10	1375	C40X40	Design	No Message		COMB11	16	16
N1	C4	10	1650	C40X40	Design	No Message		COMB11	16	16
N1	C4	10	1925	C40X40	Design	No Message		COMB11	16	16
N1	C4	10	2200	C40X40	Design	No Message		COMB11	16	16
N1	C4	10	2475	C40X40	Design	No Message		COMB11	16	16
N1	C4	10	2750	C40X40	Design	No Message		COMB11	16	16

Table 6.9 - Concrete Column Summary - ACI 318-08 (Part 2 of 2)

Story	Label	Unique Name	Station mm	Mid Bar As cm²	Corner Bar As cm²	V Major Combo	At V Major cm²/m	V Minor Combo	At V Minor cm²/m	Warnings	Errors
N1	C1	7	0	3.4	4.7	COMB8	3.33	COMB8	3.33	No Message	No Message
N1	C1	7	275	2.6	3.6	COMB8	3.33	COMB8	3.33	No Message	No Message
N1	C1	7	550	1.7	2.3	COMB8	3.33	COMB8	3.33	No Message	No Message
N1	C1	7	825	1.7	2.3	COMB8	3.33	COMB8	3.33	No Message	No Message
N1	C1	7	1100	1.7	2.3	COMB8	3.33	COMB8	3.33	No Message	No Message
N1	C1	7	1375	1.7	2.3	COMB8	3.33	COMB8	3.33	No Message	No Message
N1	C1	7	1650	1.7	2.3	COMB8	3.33	COMB8	3.33	No Message	No Message
N1	C1	7	1925	1.7	2.3	COMB8	3.33	COMB8	3.33	No Message	No Message
N1	C1	7	2200	1.7	2.3	COMB8	3.33	COMB8	3.33	No Message	No Message
N1	C1	7	2475	1.7	2.3	COMB8	3.33	COMB8	3.33	No Message	No Message
N1	C1	7	2750	2.2	3	COMB8	3.33	COMB8	3.33	No Message	No Message
N1	C2	8	0	2.1	2.9	COMB11	0	COMB8	3.33	No Message	No Message
N1	C2	8	275	1.7	2.3	COMB11	0	COMB8	3.33	No Message	No Message
N1	C2	8	550	1.7	2.3	COMB11	0	COMB8	3.33	No Message	No Message
N1	C2	8	825	1.7	2.3	COMB11	0	COMB8	3.33	No Message	No Message
N1	C2	8	1100	1.7	2.3	COMB11	0	COMB8	3.33	No Message	No Message
N1	C2	8	1375	1.7	2.3	COMB11	0	COMB8	3.33	No Message	No Message
N1	C2	8	1650	1.7	2.3	COMB11	0	COMB8	3.33	No Message	No Message
N1	C2	8	1925	1.7	2.3	COMB11	0	COMB8	3.33	No Message	No Message
N1	C2	8	2200	1.7	2.3	COMB11	0	COMB8	3.33	No Message	No Message
N1	C2	8	2475	1.7	2.3	COMB11	0	COMB8	3.33	No Message	No Message
N1	C2	8	2750	1.7	2.3	COMB11	0	COMB8	3.33	No Message	No Message
N1	C3	9	0	3.4	4.7	COMB8	3.33	COMB8	3.33	No Message	No Message
N1	C3	9	275	2.6	3.6	COMB8	3.33	COMB8	3.33	No Message	No Message
N1	C3	9	550	1.7	2.3	COMB8	3.33	COMB8	3.33	No Message	No Message
N1	C3	9	825	1.7	2.3	COMB8	3.33	COMB8	3.33	No Message	No Message
N1	C3	9	1100	1.7	2.3	COMB8	3.33	COMB8	3.33	No Message	No Message

Story	Label	Unique Name	Station mm	Mid Bar As cm²	Corner Bar As cm²	V Major Combo	At V Major cm²/m	V Minor Combo	At V Minor cm²/m	Warnings	Errors
N1	C3	9	1375	1.7	2.3	COMB8	3.33	COMB8	3.33	No Message	No Message
N1	C3	9	1650	1.7	2.3	COMB8	3.33	COMB8	3.33	No Message	No Message
N1	C3	9	1925	1.7	2.3	COMB8	3.33	COMB8	3.33	No Message	No Message
N1	C3	9	2200	1.7	2.3	COMB8	3.33	COMB8	3.33	No Message	No Message
N1	C3	9	2475	1.7	2.3	COMB8	3.33	COMB8	3.33	No Message	No Message
N1	C3	9	2750	2.2	3	COMB8	3.33	COMB8	3.33	No Message	No Message
N1	C4	10	0	2.1	2.9	COMB11	0	COMB8	3.33	No Message	No Message
N1	C4	10	275	1.7	2.3	COMB11	0	COMB8	3.33	No Message	No Message
N1	C4	10	550	1.7	2.3	COMB11	0	COMB8	3.33	No Message	No Message
N1	C4	10	825	1.7	2.3	COMB11	0	COMB8	3.33	No Message	No Message
N1	C4	10	1100	1.7	2.3	COMB11	0	COMB8	3.33	No Message	No Message
N1	C4	10	1375	1.7	2.3	COMB11	0	COMB8	3.33	No Message	No Message
N1	C4	10	1650	1.7	2.3	COMB11	0	COMB8	3.33	No Message	No Message
N1	C4	10	1925	1.7	2.3	COMB11	0	COMB8	3.33	No Message	No Message
N1	C4	10	2200	1.7	2.3	COMB11	0	COMB8	3.33	No Message	No Message
N1	C4	10	2475	1.7	2.3	COMB11	0	COMB8	3.33	No Message	No Message
N1	C4	10	2750	1.7	2.3	COMB11	0	COMB8	3.33	No Message	No Message

Table 6.10 - Concrete Beam Summary - ACI 318-08 (Part 1 of 2)

Story	Label	Unique Name	Station mm	Design Section	Status	As Top Combo	As,min Top cm²	As Top cm²	As Bottom Combo	As,min Bottom cm²	As Bottom cm²
N1	B1	13	200	V30X50	No Message	COMB6	4.4	8.8	COMB6	4	4
N1	B1	13	830	V30X50	No Message	COMB6	4.4	6.2	COMB6	2.6	2.6
N1	B1	13	1460	V30X50	No Message	COMB7	4.4	4.4	COMB6	2.6	2.6
N1	B1	13	2090	V30X50	No Message	COMB6	3	3	COMB6	2.6	2.6
N1	B1	13	2720	V30X50	No Message	COMB6	2.6	2.6	COMB6	2.6	2.6
N1	B1	13	3350	V30X50	No Message	COMB6	2.6	2.6	COMB6	2.6	2.6
N1	B1	13	3980	V30X50	No Message	COMB6	2.6	2.6	COMB10	2.9	2.9
N1	B1	13	4610	V30X50	No Message	COMB6	2.6	2.6	COMB6	3.8	3.8
N1	B1	13	5240	V30X50	No Message	COMB6	2.6	2.6	COMB6	4.4	4.4
N1	B1	13	5870	V30X50	No Message	COMB7	2.7	2.7	COMB7	4.4	4.4
N1	B1	13	6500	V30X50	No Message	COMB7	4	4	COMB7	4.4	4.4
N1	B2	14	200	V30X50	No Message	COMB6	4.4	8.8	COMB6	4	4
N1	B2	14	830	V30X50	No Message	COMB6	4.4	6.2	COMB6	2.6	2.6
N1	B2	14	1460	V30X50	No Message	COMB7	4.4	4.4	COMB6	2.6	2.6
N1	B2	14	2090	V30X50	No Message	COMB6	3	3	COMB6	2.6	2.6
N1	B2	14	2720	V30X50	No Message	COMB6	2.6	2.6	COMB6	2.6	2.6
N1	B2	14	3350	V30X50	No	COMB6	2.6	2.6	COMB6	2.6	2.6

Story	Label	Unique Name	Station mm	Design Section	Status	As Top Combo	As,min Top cm²	As Top cm²	As Bottom Combo	As,min Bottom cm²	As Bottom cm²
					Message						
N1	B2	14	3980	V30X50	No Message	COMB6	2.6	2.6	COMB10	2.9	2.9
N1	B2	14	4610	V30X50	No Message	COMB6	2.6	2.6	COMB6	3.8	3.8
N1	B2	14	5240	V30X50	No Message	COMB6	2.6	2.6	COMB6	4.4	4.4
N1	B2	14	5870	V30X50	No Message	COMB7	2.7	2.7	COMB7	4.4	4.4
N1	B2	14	6500	V30X50	No Message	COMB7	4	4	COMB7	4.4	4.4
N1	B4	16	200	V30X50	No Message	COMB5	4.4	6.3	COMB5	2.7	2.7
N1	B4	16	980	V30X50	No Message	COMB5	3.8	3.8	COMB8	2.7	2.7
N1	B4	16	1760	V30X50	No Message	COMB5	1.6	1.6	COMB5	4.4	4.4
N1	B4	16	2540	V30X50	No Message	COMB5	1.6	1.6	COMB10	4.4	4.4
N1	B4	16	3320	V30X50	No Message	COMB5	1.6	1.6	COMB3	4.4	5.3
N1	B4	16	4100	V30X50	No Message	COMB5	1.6	1.6	COMB3	4.4	5.7
N1	B4	16	4880	V30X50	No Message	COMB5	1.6	1.6	COMB3	4.4	5.3
N1	B4	16	5660	V30X50	No Message	COMB5	1.6	1.6	COMB10	4.4	4.4
N1	B4	16	6440	V30X50	No Message	COMB5	1.6	1.6	COMB5	4.4	4.4
N1	B4	16	7220	V30X50	No Message	COMB5	3.8	3.8	COMB8	2.7	2.7
N1	B4	16	8000	V30X50	No Message	COMB5	4.4	6.3	COMB5	2.7	2.7
N1	B6	18	200	V30X50	No Message	COMB5	3.3	3.3	COMB8	1.3	1.3
N1	B6	18	980	V30X50	No Message	COMB5	1.9	1.9	COMB8	1.6	1.6
N1	B6	18	1760	V30X50	No Message	COMB8	0.8	0.8	COMB5	1.8	1.8
N1	B6	18	2540	V30X50	No Message	COMB5	0.5	0.5	COMB5	1.8	1.8
N1	B6	18	3320	V30X50	No Message	COMB5	0.5	0.5	COMB5	1.7	1.7
N1	B6	18	4100	V30X50	No Message	COMB5	0.5	0.5	COMB1	1.5	1.5
N1	B6	18	4880	V30X50	No Message	COMB5	0.5	0.5	COMB5	1.7	1.7
N1	B6	18	5660	V30X50	No Message	COMB5	0.5	0.5	COMB5	1.8	1.8
N1	B6	18	6440	V30X50	No Message	COMB8	0.8	0.8	COMB5	1.8	1.8
N1	B6	18	7220	V30X50	No Message	COMB5	1.9	1.9	COMB8	1.6	1.6
N1	B6	18	8000	V30X50	No Message	COMB5	3.3	3.3	COMB8	1.3	1.3
N1	B8	2	0	V30X50	See ErrMsg	COMB5	0.1	0.1	COMB8	0.1	0.1
N1	B8	2	220	V30X50	See ErrMsg	COMB3	2.3	2.3	COMB3	2.3	2.3
N1	B8	2	440	V30X50	See ErrMsg	COMB3	2.3	2.3	COMB3	2.3	2.3
N1	B8	2	660	V30X50	See ErrMsg	COMB3	3.3	3.3	COMB3	2.3	2.3
N1	B8	2	880	V30X50	See ErrMsg	COMB3	4.4	4.4	COMB3	2.3	2.3
N1	B8	2	1100	V30X50	See ErrMsg	COMB11	4.4	4.4	COMB3	2.3	2.3
N1	B8	2	1320	V30X50	See ErrMsg	COMB3	4.4	5.2	COMB3	2.3	2.3
N1	B8	2	1540	V30X50	See ErrMsg	COMB3	4.4	6.2	COMB3	2.3	2.3
N1	B8	2	1760	V30X50	See ErrMsg	COMB3	4.4	7.2	COMB3	2.3	2.3
N1	B8	2	1980	V30X50	See ErrMsg	COMB3	4.4	8.2	COMB3	2.3	2.3
N1	B8	2	2200	V30X50	See ErrMsg	COMB3	4.4	9.3	COMB3	3.9	3.9
N1	B15	22	0	VB20X50	No Message	COMB5	2.3	2.3	COMB5	0.8	0.8
N1	B15	22	820	VB20X50	No Message	COMB5	0.4	0.4	COMB3	1.4	1.4

Story	Label	Unique Name	Station mm	Design Section	Status	As Top Combo	As,min Top cm²	As Top cm²	As Bottom Combo	As,min Bottom cm²	As Bottom cm²
N1	B15	22	1640	VB20X50	No Message	COMB5	0.4	0.4	COMB3	3.3	3.3
N1	B15	22	2460	VB20X50	No Message	COMB5	0.4	0.4	COMB3	3.3	4.2
N1	B15	22	3280	VB20X50	No Message	COMB5	0.4	0.4	COMB3	3.3	5
N1	B15	22	4100	VB20X50	No Message	COMB5	0.4	0.4	COMB3	3.3	5.3
N1	B15	22	4920	VB20X50	No Message	COMB5	0.4	0.4	COMB3	3.3	5
N1	B15	22	5740	VB20X50	No Message	COMB5	0.4	0.4	COMB3	3.3	4.2
N1	B15	22	6560	VB20X50	No Message	COMB5	0.4	0.4	COMB3	3.3	3.3
N1	B15	22	7380	VB20X50	No Message	COMB5	0.4	0.4	COMB3	1.4	1.4
N1	B15	22	8200	VB20X50	No Message	COMB5	2.3	2.3	COMB5	0.8	0.8
N1	B17	4	0	V30X50	See ErrMsg	COMB5	0.1	0.1	COMB8	0.1	0.1
N1	B17	4	220	V30X50	See ErrMsg	COMB3	2.3	2.3	COMB3	2.3	2.3
N1	B17	4	440	V30X50	See ErrMsg	COMB3	2.3	2.3	COMB3	2.3	2.3
N1	B17	4	660	V30X50	See ErrMsg	COMB3	3.3	3.3	COMB3	2.3	2.3
N1	B17	4	880	V30X50	See ErrMsg	COMB3	4.4	4.4	COMB3	2.3	2.3
N1	B17	4	1100	V30X50	See ErrMsg	COMB11	4.4	4.4	COMB3	2.3	2.3
N1	B17	4	1320	V30X50	See ErrMsg	COMB3	4.4	5.2	COMB3	2.3	2.3
N1	B17	4	1540	V30X50	See ErrMsg	COMB3	4.4	6.2	COMB3	2.3	2.3
N1	B17	4	1760	V30X50	See ErrMsg	COMB3	4.4	7.2	COMB3	2.3	2.3
N1	B17	4	1980	V30X50	See ErrMsg	COMB3	4.4	8.2	COMB3	2.3	2.3
N1	B17	4	2200	V30X50	See ErrMsg	COMB3	4.4	9.3	COMB3	3.9	3.9

Table 6.10 - Concrete Beam Summary - ACI 318-08 (Part 2 of 2)

Story	Label	Unique Name	Station mm	V Combo	At Shear cm²/m	Torsion Long Combo	Al Torsion cm²	Torsion Tran Combo	At Torsion cm²/m	Warnings
N1	B1	13	200	COMB7	2.5	COMB11	5.3	COMB5	1.59	No Message
N1	B1	13	830	COMB7	2.5	COMB11	5.3	COMB5	1.59	No Message
N1	B1	13	1460	COMB7	2.5	COMB11	5.3	COMB5	1.59	No Message
N1	B1	13	2090	COMB7	2.5	COMB11	5.3	COMB5	1.59	No Message
N1	B1	13	2720	COMB7	2.5	COMB11	5.3	COMB5	1.59	No Message
N1	B1	13	3350	COMB7	2.5	COMB11	5.3	COMB5	1.59	No Message
N1	B1	13	3980	COMB7	2.5	COMB11	5.3	COMB5	1.59	No Message
N1	B1	13	4610	COMB7	2.5	COMB11	5.3	COMB5	1.59	No Message
N1	B1	13	5240	COMB7	2.5	COMB11	5.3	COMB5	1.59	No Message
N1	B1	13	5870	COMB7	2.5	COMB11	5.3	COMB5	1.59	No Message
N1	B1	13	6500	COMB7	2.5	COMB11	5.3	COMB5	1.59	No Message
N1	B2	14	200	COMB7	0.74	COMB11	5.3	COMB5	1.59	No Message
N1	B2	14	830	COMB7	0.74	COMB11	5.3	COMB5	1.59	No Message
N1	B2	14	1460	COMB7	0.74	COMB11	5.3	COMB5	1.59	No Message
N1	B2	14	2090	COMB7	0.74	COMB11	5.3	COMB5	1.59	No Message
N1	B2	14	2720	COMB7	0.74	COMB11	5.3	COMB5	1.59	No Message
N1	B2	14	3350	COMB7	0.74	COMB11	5.3	COMB5	1.59	No Message
N1	B2	14	3980	COMB7	0.74	COMB11	5.3	COMB5	1.59	No Message
N1	B2	14	4610	COMB7	0.74	COMB11	5.3	COMB5	1.59	No Message
N1	B2	14	5240	COMB7	0.74	COMB11	5.3	COMB5	1.59	No Message
N1	B2	14	5870	COMB7	0.74	COMB11	5.3	COMB5	1.59	No Message
N1	B2	14	6500	COMB7	0.74	COMB11	5.3	COMB5	1.59	No Message
N1	B4	16	200	COMB11	2.5	COMB11	0	COMB11	0	No Message
N1	B4	16	980	COMB11	2.5	COMB11	0	COMB11	0	No Message
N1	B4	16	1760	COMB11	2.5	COMB11	0	COMB11	0	No Message
N1	B4	16	2540	COMB8	2.5	COMB11	0	COMB11	0	No Message
N1	B4	16	3320	COMB11	0	COMB11	0	COMB11	0	No Message
N1	B4	16	4100	COMB11	0	COMB11	0	COMB11	0	No Message
N1	B4	16	4880	COMB11	0	COMB11	0	COMB11	0	No Message

Story	Label	Unique Name	Station mm	V Combo	At Shear cm²/m	Torsion Long Combo	Al Torsion cm²	Torsion Tran Combo	At Torsion cm²/m	Warnings
N1	B4	16	5660	COMB8	2.5	COMB11	0	COMB11	0	No Message
N1	B4	16	6440	COMB11	2.5	COMB11	0	COMB11	0	No Message
N1	B4	16	7220	COMB11	2.5	COMB11	0	COMB11	0	No Message
N1	B4	16	8000	COMB11	2.5	COMB11	0	COMB11	0	No Message
N1	B6	18	200	COMB11	0	COMB11	0	COMB11	0	No Message
N1	B6	18	980	COMB11	0	COMB11	0	COMB11	0	No Message
N1	B6	18	1760	COMB11	0	COMB11	0	COMB11	0	No Message
N1	B6	18	2540	COMB11	0	COMB11	0	COMB11	0	No Message
N1	B6	18	3320	COMB11	0	COMB11	0	COMB11	0	No Message
N1	B6	18	4100	COMB11	0	COMB11	0	COMB11	0	No Message
N1	B6	18	4880	COMB11	0	COMB11	0	COMB11	0	No Message
N1	B6	18	5660	COMB11	0	COMB11	0	COMB11	0	No Message
N1	B6	18	6440	COMB11	0	COMB11	0	COMB11	0	No Message
N1	B6	18	7220	COMB11	0	COMB11	0	COMB11	0	No Message
N1	B6	18	8000	COMB11	0	COMB11	0	COMB11	0	No Message
N1	B8	2	0	COMB3	0	COMB5	8.6	COMB5	6.92	No Message
N1	B8	2	220	COMB3	0	COMB5	8.6	COMB5	6.92	No Message
N1	B8	2	440	COMB3	0	COMB5	8.6	COMB5	6.92	No Message
N1	B8	2	660	COMB3	0	COMB5	8.6	COMB5	6.92	No Message
N1	B8	2	880	COMB3	0	COMB5	8.6	COMB5	6.92	No Message
N1	B8	2	1100	COMB3	0	COMB5	8.6	COMB5	6.92	No Message
N1	B8	2	1320	COMB3	0	COMB5	8.6	COMB5	6.92	No Message
N1	B8	2	1540	COMB3	0	COMB5	8.6	COMB5	6.92	No Message
N1	B8	2	1760	COMB3	0	COMB5	8.6	COMB5	6.92	No Message
N1	B8	2	1980	COMB3	0	COMB5	8.6	COMB5	6.92	No Message
N1	B8	2	2200	COMB3	0	COMB5	8.6	COMB5	6.92	No Message
N1	B15	22	0	COMB11	1.67	COMB11	0	COMB11	0	No Message
N1	B15	22	820	COMB11	1.67	COMB11	0	COMB11	0	No Message
N1	B15	22	1640	COMB10	1.67	COMB11	0	COMB11	0	No Message
N1	B15	22	2460	COMB11	0	COMB11	0	COMB11	0	No Message
N1	B15	22	3280	COMB11	0	COMB11	0	COMB11	0	No Message
N1	B15	22	4100	COMB11	0	COMB11	0	COMB11	0	No Message
N1	B15	22	4920	COMB11	0	COMB11	0	COMB11	0	No Message
N1	B15	22	5740	COMB11	0	COMB11	0	COMB11	0	No Message
N1	B15	22	6560	COMB10	1.67	COMB11	0	COMB11	0	No Message
N1	B15	22	7380	COMB11	1.67	COMB11	0	COMB11	0	No Message
N1	B15	22	8200	COMB11	1.67	COMB11	0	COMB11	0	No Message
N1	B17	4	0	COMB3	0	COMB5	8.6	COMB5	6.92	No Message
N1	B17	4	220	COMB3	0	COMB5	8.6	COMB5	6.92	No Message
N1	B17	4	440	COMB3	0	COMB5	8.6	COMB5	6.92	No Message
N1	B17	4	660	COMB3	0	COMB5	8.6	COMB5	6.92	No Message
N1	B17	4	880	COMB3	0	COMB5	8.6	COMB5	6.92	No Message
N1	B17	4	1100	COMB3	0	COMB5	8.6	COMB5	6.92	No Message
N1	B17	4	1320	COMB3	0	COMB5	8.6	COMB5	6.92	No Message
N1	B17	4	1540	COMB3	0	COMB5	8.6	COMB5	6.92	No Message
N1	B17	4	1760	COMB3	0	COMB5	8.6	COMB5	6.92	No Message
N1	B17	4	1980	COMB3	0	COMB5	8.6	COMB5	6.92	No Message
N1	B17	4	2200	COMB3	0	COMB5	8.6	COMB5	6.92	No Message

Table 6.10 - Concrete Beam Summary - ACI 318-08 (Part 3 of 2)

Story	Label	Unique Name	Station mm	Errors
N1	B1	13	200	No Message
N1	B1	13	830	No Message
N1	B1	13	1460	No Message
N1	B1	13	2090	No Message
N1	B1	13	2720	No Message
N1	B1	13	3350	No Message
N1	B1	13	3980	No Message

Story	Label	Unique Name	Station mm	Errors
N1	B1	13	4610	No Message
N1	B1	13	5240	No Message
N1	B1	13	5870	No Message
N1	B1	13	6500	No Message
N1	B2	14	200	No Message
N1	B2	14	830	No Message
N1	B2	14	1460	No Message
N1	B2	14	2090	No Message
N1	B2	14	2720	No Message
N1	B2	14	3350	No Message
N1	B2	14	3980	No Message
N1	B2	14	4610	No Message
N1	B2	14	5240	No Message
N1	B2	14	5870	No Message
N1	B2	14	6500	No Message
N1	B4	16	200	No Message
N1	B4	16	980	No Message
N1	B4	16	1760	No Message
N1	B4	16	2540	No Message
N1	B4	16	3320	No Message
N1	B4	16	4100	No Message
N1	B4	16	4880	No Message
N1	B4	16	5660	No Message
N1	B4	16	6440	No Message
N1	B4	16	7220	No Message
N1	B4	16	8000	No Message
N1	B6	18	200	No Message
N1	B6	18	980	No Message
N1	B6	18	1760	No Message
N1	B6	18	2540	No Message
N1	B6	18	3320	No Message
N1	B6	18	4100	No Message
N1	B6	18	4880	No Message
N1	B6	18	5660	No Message
N1	B6	18	6440	No Message
N1	B6	18	7220	No Message
N1	B6	18	8000	No Message
N1	B8	2	0	Shear stress due to shear force and torsion together exceeds maximum allowed
N1	B8	2	220	Shear stress due to shear force and torsion together exceeds maximum allowed
N1	B8	2	440	Shear stress due to shear force and torsion together exceeds maximum allowed
N1	B8	2	660	Shear stress due to shear force and torsion together exceeds maximum allowed
N1	B8	2	880	Shear stress due to shear force and torsion together exceeds maximum allowed
N1	B8	2	1100	Shear stress due to shear force and torsion together exceeds maximum allowed
N1	B8	2	1320	Shear stress due to shear force and torsion together exceeds maximum allowed
N1	B8	2	1540	Shear stress due to shear force and torsion together exceeds maximum allowed
N1	B8	2	1760	Shear stress due to shear force and torsion together exceeds maximum allowed
N1	B8	2	1980	Shear stress due to shear force and torsion together exceeds maximum allowed
N1	B8	2	2200	Shear stress due to shear force and torsion together exceeds maximum allowed
N1	B15	22	0	No Message
N1	B15	22	820	No Message
N1	B15	22	1640	No Message
N1	B15	22	2460	No Message
N1	B15	22	3280	No Message

Story	Label	Unique Name	Station mm	Errors
N1	B15	22	4100	No Message
N1	B15	22	4920	No Message
N1	B15	22	5740	No Message
N1	B15	22	6560	No Message
N1	B15	22	7380	No Message
N1	B15	22	8200	No Message
N1	B17	4	0	Shear stress due to shear force and torsion together exceeds maximum allowed
N1	B17	4	220	Shear stress due to shear force and torsion together exceeds maximum allowed
N1	B17	4	440	Shear stress due to shear force and torsion together exceeds maximum allowed
N1	B17	4	660	Shear stress due to shear force and torsion together exceeds maximum allowed
N1	B17	4	880	Shear stress due to shear force and torsion together exceeds maximum allowed
N1	B17	4	1100	Shear stress due to shear force and torsion together exceeds maximum allowed
N1	B17	4	1320	Shear stress due to shear force and torsion together exceeds maximum allowed
N1	B17	4	1540	Shear stress due to shear force and torsion together exceeds maximum allowed
N1	B17	4	1760	Shear stress due to shear force and torsion together exceeds maximum allowed
N1	B17	4	1980	Shear stress due to shear force and torsion together exceeds maximum allowed
N1	B17	4	2200	Shear stress due to shear force and torsion together exceeds maximum allowed

Table 6.11 - Concrete Joint Summary - ACI 318-08 (Part 1 of 2)

Story	Label	Unique Name	Design Section	Status	B/C Major Combo	B/C Major Ratio	B/C Minor Combo	B/C Minor Ratio
N1	C1	7	C40X40	Joint check not done.				
N1	C2	8	C40X40	Joint check not done.				
N1	C3	9	C40X40	Joint check not done.				
N1	C4	10	C40X40	Joint check not done.				

Table 6.11 - Concrete Joint Summary - ACI 318-08 (Part 2 of 2)

Story	Label	Unique Name	JS Major Combo	JS Major Ratio	JS Minor Combo	JS Minor Ratio	Warnings	Errors
N1	C1	7					No Message	No Message
N1	C2	8					No Message	No Message
N1	C3	9					No Message	No Message
N1	C4	10					No Message	No Message

ETABS® 2016

Integrated Building Design Software

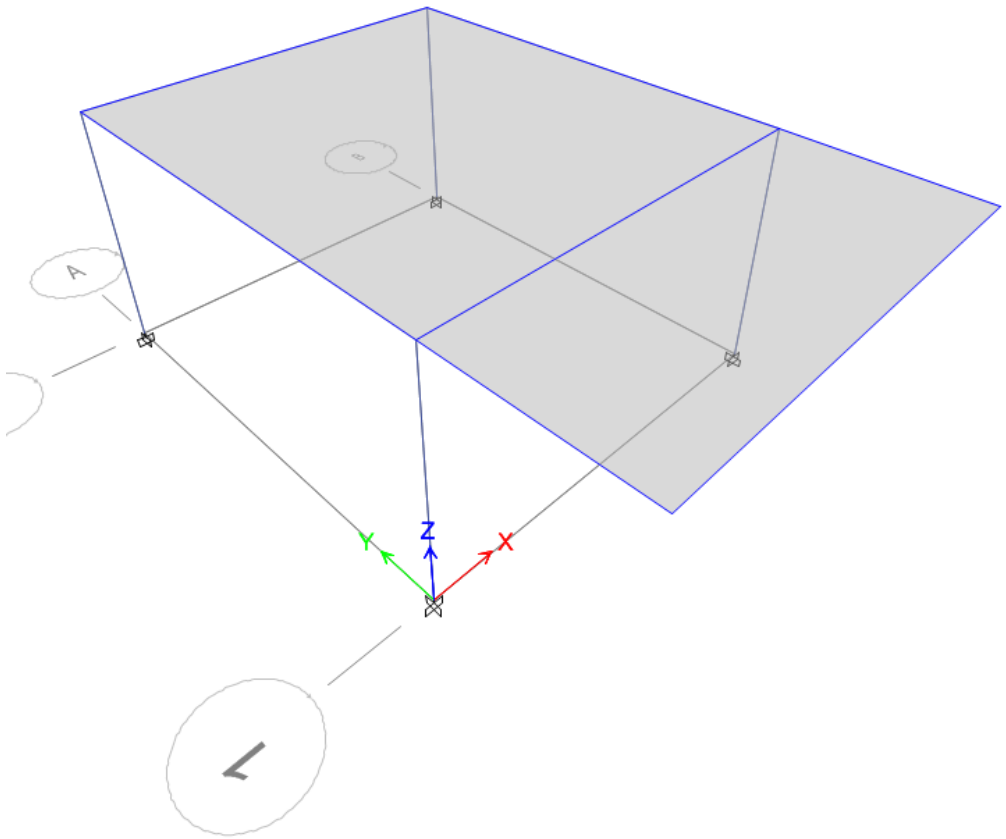

Project Report

Model File: 004 2017 EDUCACION MODULO 4B DMO - E, Revision 0
06/04/2017

Table of Contents

1. Structure Data 5
    - 1.1 Story Data 5
    - 1.2 Grid Data 5
    - 1.3 Point Coordinates 5
    - 1.4 Line Connectivity 5
    - 1.5 Area Connectivity 6
    - 1.6 Mass 6
    - 1.7 Groups 7
2. Properties 8
    - 2.1 Materials 8
    - 2.2 Frame Sections 8
    - 2.3 Shell Sections 8
    - 2.4 Reinforcement Sizes 8
    - 2.5 Tendon Sections 8
3. Assignments 9
    - 3.1 Joint Assignments 9
    - 3.2 Frame Assignments 9
    - 3.3 Shell Assignments 9
4. Loads 10
    - 4.1 Load Patterns 10
    - 4.2 Applied Loads 10
        - 4.2.1 Line Loads 10
        - 4.2.2 Area Loads 10
    - 4.3 Functions 10
        - 4.3.1 Response Spectrum Functions 10
    - 4.4 Load Cases 26
    - 4.5 Load Combinations 26
5. Analysis Results 31
    - 5.1 Structure Results 31
    - 5.2 Story Results 35
    - 5.3 Point Results 48
    - 5.4 Modal Results 56
6. Design Data 58
    - 6.1 Concrete Frame Design 58

List of Tables

Table 1.1 Story Data 5
Table 1.2 Grid Systems 5
Table 1.3 Grid Lines 5
Table 1.4 Joint Coordinates Data 5
Table 1.5 Column Connectivity Data 5
Table 1.6 Beam Connectivity Data 5
Table 1.7 Floor Connectivity Data 6
Table 1.8 Mass Source 6
Table 1.9 Centers of Mass and Rigidity 6
Table 1.10 Mass Summary by Diaphragm 6
Table 1.11 Mass Summary by Story 6
Table 1.12 Group Definitions 7
Table 2.1 Material Properties - Summary 8
Table 2.2 Frame Sections - Summary 8
Table 2.3 Shell Sections - Summary 8
Table 2.4 Reinforcing Bar Sizes 8
Table 2.5 Tendon Section Properties 8
Table 3.1 Joint Assignments - Summary 9
Table 3.2 Frame Assignments - Summary 9
Table 3.3 Shell Assignments - Summary 9
Table 4.1 Load Patterns 10
Table 4.2 Frame Loads - Distributed 10
Table 4.3 Shell Loads - Uniform 10
Table 4.4 Response Spectrum Function - User 11
Table 4.5 Load Cases - Summary 26
Table 4.6 Load Combinations 26
Table 5.1 Base Reactions 31
Table 5.2 Centers of Mass and Rigidity 33
Table 5.3 Diaphragm Center of Mass Displacements 33
Table 5.4 Story Max/Avg Displacements 35
Table 5.5 Story Drifts 38
Table 5.6 Story Max/Avg Drifts 41
Table 5.7 Story Forces 44
Table 5.8 Joint Reactions 48
Table 5.9 Modal Periods and Frequencies 56
Table 5.10 Modal Participating Mass Ratios 56
Table 5.11 Modal Load Participation Ratios 57
Table 5.12 Modal Direction Factors 57
Table 6.1 Concrete Frame Preferences - ACI 318-08 58
Table 6.2 Concrete Column Overwrites - ACI 318-08 58
Table 6.3 Concrete Beam Overwrites - ACI 318-08 58
Table 6.4 Concrete Column PMM Envelope 58

Table 6.5 Concrete Column Shear Envelope 59
Table 6.6 Concrete Beam Flexure Envelope 59
Table 6.7 Concrete Beam Shear Envelope 59
Table 6.8 Concrete Joint Envelope 60
Table 6.9 Concrete Column Summary - ACI 318-08 60
Table 6.10 Concrete Beam Summary - ACI 318-08 62
Table 6.11 Concrete Joint Summary - ACI 318-08 66

1 Structure Data

This chapter provides model geometry information, including items such as story levels, point coordinates, and element connectivity.

1.1 Story Data

Table 1.1 - Story Data

Name	Height mm	Elevation mm	Master Story	Similar To	Splice Story
N1	3250	3250	Yes	None	No
Base	0	0	No	None	No

1.2 Grid Data

Table 1.2 - Grid Systems

Name	Type	Story Range	X Origin m	Y Origin m	Rotation deg	Bubble Size mm	Color
G1	Cartesian	Default	0	0	0	1250	Gray

Table 1.3 - Grid Lines

Grid System	Grid Direction	Grid ID	Visible	Bubble Location	Ordinate m
G1	X	A	Yes	End	0
G1	X	B	Yes	End	5.3
G1	Y	1	Yes	Start	0
G1	Y	2	Yes	Start	5.9

1.3 Point Coordinates

Table 1.4 - Joint Coordinates Data

Label	X mm	Y mm	ΔZ Below mm
1	0	0	0
2	0	5900	0
3	5300	0	0
4	5300	5900	0
10	0	-2400	0
5	5275	-2400	0

1.4 Line Connectivity

Table 1.5 - Column Connectivity Data

Column	I-End Point	J-End Point	I-End Story
C1	1	1	Below
C2	2	2	Below
C3	3	3	Below
C4	4	4	Below

Table 1.6 - Beam Connectivity Data

Beam	I-End Point	J-End Point	Curve Type
B1	1	2	None
B2	3	4	None
B4	1	3	None
B6	2	4	None
B8	10	1	None
B5	5	3	None
B3	10	5	None

1.5 Area Connectivity

Table 1.7 - Floor Connectivity Data

Floor	Number of Edges	Edge Number	Point 1	Point 2	Curve Type
F5	4	1	3	4	None
		2	4	2	None
		3	2	1	None
		4	1	3	None
F1	4	1	5	3	None
		2	3	1	None
		3	1	10	None
		4	10	5	None

1.6 Mass

Table 1.8 - Mass Source

Name	Include Elements	Include Added Mass	Include Loads	Include Lateral	Include Vertical	Lump at Stories	IsDefault	Load Pattern	Multiplier
MsSrc1	No	No	Yes	Yes	No	Yes	Yes	D	1
MsSrc1	No	No	Yes	Yes	No	Yes	Yes	L	0.3

Table 1.9 - Centers of Mass and Rigidity

Story	Diaphragm	Mass X kg	Mass Y kg	XCM m	YCM m	Cumulative X kg	Cumulative Y kg	XCCM m	YCCM m	XCR m	YCR m
N1	D1	18867.48	18867.48	2.6463	-0.7187	18867.48	18867.48	2.6463	-0.7187	2.65	2.3454

Table 1.10 - Mass Summary by Diaphragm

Story	Diaphragm	Mass X kg	Mass Y kg	Mass Moment of Inertia ton-m²	X Mass Center m	Y Mass Center m
N1	D1	18867.48	18867.48	154.9218	2.6463	-0.7187

Table 1.11 - Mass Summary by Story

Story	UX kg	UY kg	UZ kg
N1	25017.78	25017.78	0
Base	2498.55	2498.55	0

1.7 Groups

Table 1.12 - Group Definitions

Name	Color
All	Yellow

2 Properties

This chapter provides property information for materials, frame sections, shell sections, and links.

2.1 Materials

Table 2.1 - Material Properties - Summary

Name	Type	E MPa	ν	Unit Weight kN/m³	Design Strengths
A416Gr270	Tendon	196500.6	0	76.9729	Fy=1689.91 MPa, Fu=1861.58 MPa
A615Gr60	Rebar	199947.98	0.3	76.9729	Fy=413.69 MPa, Fu=620.53 MPa
CONC00	Concrete	25267.13	0.2	0	Fc=28 MPa
CONC21	Concrete	21538	0.2	23.56	Fc=21 MPa
RMAT	Rebar	199947.98	0.3	76.9729	Fy=420 MPa, Fu=630 MPa

2.2 Frame Sections

Table 2.2 - Frame Sections - Summary

Name	Material	Shape
C40X40	CONC21	Concrete Rectangular
V30X40	CONC21	Concrete Rectangular
VB20X40	CONC21	Concrete Rectangular

2.3 Shell Sections

Table 2.3 - Shell Sections - Summary

Name	Design Type	Element Type	Material	Total Thickness mm
CUB	Slab	Membrane		5
LOSA	Slab	Membrane		5

2.4 Reinforcement Sizes

Table 2.4 - Reinforcing Bar Sizes

Name	Diameter mm	Area cm²
#2	6.4	0.3226
#3	9.5	1
#5	15.9	2
#6	19.1	3
#8	25.4	5
#9	28.7	6
15M	16	2

2.5 Tendon Sections

Table 2.5 - Tendon Section Properties

Name	Material	StrandArea cm²	Color
Tendon1	A416Gr270	1	Yellow

3 Assignments

This chapter provides a listing of the assignments applied to the model.

3.1 Joint Assignments

Table 3.1 - Joint Assignments - Summary

Story	Label	Unique Name	Diaphragm	Restraints
N1	1	2	D1	
N1	2	14	From Area	
N1	3	6	D1	
N1	4	17	From Area	
N1	10	25	D1	
N1	5	4	D1	
Base	1	13	From Area	UX; UY; UZ; RX; RY; RZ
Base	2	15	From Area	UX; UY; UZ; RX; RY; RZ
Base	3	16	From Area	UX; UY; UZ; RX; RY; RZ
Base	4	18	From Area	UX; UY; UZ; RX; RY; RZ

3.2 Frame Assignments

Table 3.2 - Frame Assignments - Summary

Story	Label	Unique Name	Design Type	Length mm	Analysis Section	Design Section	Min Number Stations
N1	C1	7	Column	3250	C40X40	C40X40	11
N1	C2	8	Column	3250	C40X40	C40X40	11
N1	C3	9	Column	3250	C40X40	C40X40	11
N1	C4	10	Column	3250	C40X40	C40X40	11
N1	B1	13	Beam	5900	V30X40	V30X40	11
N1	B2	14	Beam	5900	V30X40	V30X40	11
N1	B4	16	Beam	5300	V30X40	V30X40	11
N1	B6	18	Beam	5300	V30X40	V30X40	11
N1	B8	2	Beam	2400	V30X40	V30X40	11
N1	B5	4	Beam	2400.1	V30X40	V30X40	11
N1	B3	5	Beam	5275	VB20X40	VB20X40	11

3.3 Shell Assignments

Table 3.3 - Shell Assignments - Summary

Story	Label	Unique Name	Section	Axis Angle deg
N1	F5	5	CUB	
N1	F1	1	LOSA	90

4 Loads

This chapter provides loading information as applied to the model.

4.1 Load Patterns

Table 4.1 - Load Patterns

Name	Type	Self Weight Multiplier	Auto Load
D	Dead	1	
L	Live	0	
LR	Live	0	
W	Wind	0	None
G	Snow	0	

4.2 Applied Loads

4.2.1 Line Loads

Table 4.2 - Frame Loads - Distributed

Story	Label	Unique Name	Design Type	Load Pattern	LoadType	Direction	Relative Distance Start	Relative Distance End	Absolute Distance Start mm	Absolute Distance End mm	Force at Start kN/m	Force at End kN/m
N1	B1	13	Beam	D	Force	Gravity	0	1	0	5900	4.4	0
N1	B2	14	Beam	D	Force	Gravity	0	1	0	5900	4.4	0
N1	B4	16	Beam	D	Force	Gravity	0	1	0	5300	4.4	4.4
N1	B3	5	Beam	D	Force	Gravity	0	1	0	5275	1.55	1.55

4.2.2 Area Loads

Table 4.3 - Shell Loads - Uniform

Story	Label	Unique Name	Load Pattern	Direction	Load kN/m²
N1	F5	5	D	Gravity	0.64
N1	F1	1	D	Gravity	4.3
N1	F1	1	L	Gravity	2
N1	F5	5	LR	Gravity	0.5
N1	F5	5	G	Gravity	1
N1	F1	1	G	Gravity	1

4.3 Functions

4.3.1 Response Spectrum Functions

Table 4.4 - Response Spectrum Function - User

Name	Period sec	Acceleration	Damping %
Umbral	0	0.08	2
Umbral	0.01	0.086	
Umbral	0.02	0.093	
Umbral	0.03	0.099	
Umbral	0.04	0.106	
Umbral	0.05	0.112	
Umbral	0.06	0.118	
Umbral	0.07	0.125	
Umbral	0.08	0.131	
Umbral	0.09	0.138	
Umbral	0.1	0.144	
Umbral	0.11	0.15	
Umbral	0.12	0.157	
Umbral	0.13	0.163	
Umbral	0.14	0.17	

Name	Period sec	Acceleration	Damping %
Umbral	0.15	0.176	
Umbral	0.16	0.182	
Umbral	0.17	0.189	
Umbral	0.18	0.195	
Umbral	0.19	0.202	
Umbral	0.2	0.208	
Umbral	0.21	0.214	
Umbral	0.22	0.221	
Umbral	0.23	0.227	
Umbral	0.24	0.234	
Umbral	0.25	0.24	
Umbral	0.26	0.24	
Umbral	0.27	0.24	
Umbral	0.28	0.24	
Umbral	0.29	0.24	
Umbral	0.3	0.24	
Umbral	0.31	0.24	
Umbral	0.32	0.24	
Umbral	0.33	0.24	
Umbral	0.34	0.24	
Umbral	0.35	0.24	
Umbral	0.36	0.24	
Umbral	0.37	0.24	
Umbral	0.38	0.24	
Umbral	0.39	0.24	
Umbral	0.4	0.24	
Umbral	0.41	0.24	
Umbral	0.42	0.24	
Umbral	0.43	0.24	
Umbral	0.44	0.24	
Umbral	0.45	0.24	
Umbral	0.46	0.24	
Umbral	0.47	0.24	
Umbral	0.48	0.24	
Umbral	0.49	0.24	
Umbral	0.5	0.24	
Umbral	0.51	0.24	
Umbral	0.52	0.24	
Umbral	0.53	0.24	
Umbral	0.54	0.24	
Umbral	0.55	0.24	
Umbral	0.56	0.24	
Umbral	0.57	0.24	
Umbral	0.58	0.24	
Umbral	0.59	0.24	
Umbral	0.6	0.24	
Umbral	0.61	0.24	
Umbral	0.62	0.24	
Umbral	0.63	0.24	
Umbral	0.64	0.24	
Umbral	0.65	0.24	
Umbral	0.66	0.24	
Umbral	0.67	0.24	
Umbral	0.68	0.24	
Umbral	0.69	0.24	
Umbral	0.7	0.24	
Umbral	0.71	0.24	
Umbral	0.72	0.24	
Umbral	0.73	0.24	
Umbral	0.74	0.24	

Name	Period sec	Acceleration	Damping %
Umbral	0.75	0.24	
Umbral	0.76	0.24	
Umbral	0.77	0.24	
Umbral	0.78	0.24	
Umbral	0.79	0.24	
Umbral	0.8	0.24	
Umbral	0.81	0.24	
Umbral	0.82	0.24	
Umbral	0.83	0.24	
Umbral	0.84	0.24	
Umbral	0.85	0.24	
Umbral	0.86	0.24	
Umbral	0.87	0.24	
Umbral	0.88	0.24	
Umbral	0.89	0.24	
Umbral	0.9	0.24	
Umbral	0.91	0.24	
Umbral	0.92	0.24	
Umbral	0.93	0.24	
Umbral	0.94	0.24	
Umbral	0.95	0.24	
Umbral	0.96	0.24	
Umbral	0.97	0.24	
Umbral	0.98	0.24	
Umbral	0.99	0.24	
Umbral	1	0.24	
Umbral	1.01	0.24	
Umbral	1.02	0.24	
Umbral	1.03	0.24	
Umbral	1.04	0.24	
Umbral	1.05	0.24	
Umbral	1.06	0.24	
Umbral	1.07	0.24	
Umbral	1.08	0.24	
Umbral	1.09	0.24	
Umbral	1.1	0.24	
Umbral	1.11	0.24	
Umbral	1.12	0.24	
Umbral	1.13	0.24	
Umbral	1.14	0.24	
Umbral	1.15	0.24	
Umbral	1.16	0.24	
Umbral	1.17	0.24	
Umbral	1.18	0.24	
Umbral	1.19	0.24	
Umbral	1.2	0.24	
Umbral	1.21	0.24	
Umbral	1.22	0.24	
Umbral	1.23	0.24	
Umbral	1.24	0.24	
Umbral	1.25	0.24	
Umbral	1.26	0.24	
Umbral	1.27	0.24	
Umbral	1.28	0.24	
Umbral	1.29	0.24	
Umbral	1.3	0.24	
Umbral	1.31	0.24	
Umbral	1.32	0.24	
Umbral	1.33	0.24	
Umbral	1.34	0.24	

Name	Period sec	Acceleration	Damping %
Umbral	1.35	0.24	
Umbral	1.36	0.24	
Umbral	1.37	0.24	
Umbral	1.38	0.24	
Umbral	1.39	0.24	
Umbral	1.4	0.24	
Umbral	1.41	0.24	
Umbral	1.42	0.24	
Umbral	1.43	0.24	
Umbral	1.44	0.24	
Umbral	1.45	0.24	
Umbral	1.46	0.24	
Umbral	1.47	0.24	
Umbral	1.48	0.24	
Umbral	1.49	0.24	
Umbral	1.5	0.24	
Umbral	1.51	0.24	
Umbral	1.52	0.24	
Umbral	1.53	0.24	
Umbral	1.54	0.24	
Umbral	1.55	0.24	
Umbral	1.56	0.24	
Umbral	1.57	0.24	
Umbral	1.58	0.24	
Umbral	1.59	0.24	
Umbral	1.6	0.24	
Umbral	1.61	0.24	
Umbral	1.62	0.24	
Umbral	1.63	0.24	
Umbral	1.64	0.24	
Umbral	1.65	0.24	
Umbral	1.66	0.24	
Umbral	1.67	0.24	
Umbral	1.68	0.24	
Umbral	1.69	0.24	
Umbral	1.7	0.24	
Umbral	1.71	0.24	
Umbral	1.72	0.24	
Umbral	1.73	0.24	
Umbral	1.74	0.24	
Umbral	1.75	0.24	
Umbral	1.76	0.24	
Umbral	1.77	0.24	
Umbral	1.78	0.24	
Umbral	1.79	0.24	
Umbral	1.8	0.24	
Umbral	1.81	0.24	
Umbral	1.82	0.24	
Umbral	1.83	0.24	
Umbral	1.84	0.24	
Umbral	1.85	0.24	
Umbral	1.86	0.24	
Umbral	1.87	0.24	
Umbral	1.88	0.24	
Umbral	1.89	0.24	
Umbral	1.9	0.24	
Umbral	1.91	0.24	
Umbral	1.92	0.24	
Umbral	1.93	0.24	
Umbral	1.94	0.24	

Name	Period sec	Acceleration	Damping %
Umbral	1.95	0.24	
Umbral	1.96	0.24	
Umbral	1.97	0.24	
Umbral	1.98	0.24	
Umbral	1.99	0.24	
Umbral	2	0.24	
Umbral	2.01	0.239	
Umbral	2.02	0.238	
Umbral	2.03	0.236	
Umbral	2.04	0.235	
Umbral	2.05	0.234	
Umbral	2.06	0.233	
Umbral	2.07	0.232	
Umbral	2.08	0.231	
Umbral	2.09	0.23	
Umbral	2.1	0.229	
Umbral	2.11	0.227	
Umbral	2.12	0.226	
Umbral	2.13	0.225	
Umbral	2.14	0.224	
Umbral	2.15	0.223	
Umbral	2.16	0.222	
Umbral	2.17	0.221	
Umbral	2.18	0.22	
Umbral	2.19	0.219	
Umbral	2.2	0.218	
Umbral	2.21	0.217	
Umbral	2.22	0.216	
Umbral	2.23	0.215	
Umbral	2.24	0.214	
Umbral	2.25	0.213	
Umbral	2.26	0.212	
Umbral	2.27	0.211	
Umbral	2.28	0.211	
Umbral	2.29	0.21	
Umbral	2.3	0.209	
Umbral	2.31	0.208	
Umbral	2.32	0.207	
Umbral	2.33	0.206	
Umbral	2.34	0.205	
Umbral	2.35	0.204	
Umbral	2.36	0.203	
Umbral	2.37	0.203	
Umbral	2.38	0.202	
Umbral	2.39	0.201	
Umbral	2.4	0.2	
Umbral	2.41	0.199	
Umbral	2.42	0.198	
Umbral	2.43	0.198	
Umbral	2.44	0.197	
Umbral	2.45	0.196	
Umbral	2.46	0.195	
Umbral	2.47	0.194	
Umbral	2.48	0.194	
Umbral	2.49	0.193	
Umbral	2.5	0.192	
Umbral	2.51	0.191	
Umbral	2.52	0.19	
Umbral	2.53	0.19	
Umbral	2.54	0.189	

Name	Period sec	Acceleration	Damping %
Umbral	2.55	0.188	
Umbral	2.56	0.188	
Umbral	2.57	0.187	
Umbral	2.58	0.186	
Umbral	2.59	0.185	
Umbral	2.6	0.185	
Umbral	2.61	0.184	
Umbral	2.62	0.183	
Umbral	2.63	0.183	
Umbral	2.64	0.182	
Umbral	2.65	0.181	
Umbral	2.66	0.18	
Umbral	2.67	0.18	
Umbral	2.68	0.179	
Umbral	2.69	0.178	
Umbral	2.7	0.178	
Umbral	2.71	0.177	
Umbral	2.72	0.176	
Umbral	2.73	0.176	
Umbral	2.74	0.175	
Umbral	2.75	0.175	
Umbral	2.76	0.174	
Umbral	2.77	0.173	
Umbral	2.78	0.173	
Umbral	2.79	0.172	
Umbral	2.8	0.171	
Umbral	2.81	0.171	
Umbral	2.82	0.17	
Umbral	2.83	0.17	
Umbral	2.84	0.169	
Umbral	2.85	0.168	
Umbral	2.86	0.168	
Umbral	2.87	0.167	
Umbral	2.88	0.167	
Umbral	2.89	0.166	
Umbral	2.9	0.166	
Umbral	2.91	0.165	
Umbral	2.92	0.164	
Umbral	2.93	0.164	
Umbral	2.94	0.163	
Umbral	2.95	0.163	
Umbral	2.96	0.162	
Umbral	2.97	0.162	
Umbral	2.98	0.161	
Umbral	2.99	0.161	
Umbral	3	0.16	
Umbral	3.01	0.159	
Umbral	3.02	0.159	
Umbral	3.03	0.158	
Umbral	3.04	0.158	
Umbral	3.05	0.157	
Umbral	3.06	0.157	
Umbral	3.07	0.156	
Umbral	3.08	0.156	
Umbral	3.09	0.155	
Umbral	3.1	0.155	
Umbral	3.11	0.154	
Umbral	3.12	0.154	
Umbral	3.13	0.153	
Umbral	3.14	0.153	

Name	Period sec	Acceleration	Damping %
Umbral	3.15	0.152	
Umbral	3.16	0.152	
Umbral	3.17	0.151	
Umbral	3.18	0.151	
Umbral	3.19	0.15	
Umbral	3.2	0.15	
Umbral	3.21	0.15	
Umbral	3.22	0.149	
Umbral	3.23	0.149	
Umbral	3.24	0.148	
Umbral	3.25	0.148	
Umbral	3.26	0.147	
Umbral	3.27	0.147	
Umbral	3.28	0.146	
Umbral	3.29	0.146	
Umbral	3.3	0.145	
Umbral	3.31	0.145	
Umbral	3.32	0.145	
Umbral	3.33	0.144	
Umbral	3.34	0.144	
Umbral	3.35	0.143	
Umbral	3.36	0.143	
Umbral	3.37	0.142	
Umbral	3.38	0.142	
Umbral	3.39	0.142	
Umbral	3.4	0.141	
Umbral	3.41	0.141	
Umbral	3.42	0.14	
Umbral	3.43	0.14	
Umbral	3.44	0.14	
Umbral	3.45	0.139	
Umbral	3.46	0.139	
Umbral	3.47	0.138	
Umbral	3.48	0.138	
Umbral	3.49	0.138	
Umbral	3.5	0.137	
Umbral	3.51	0.137	
Umbral	3.52	0.136	
Umbral	3.53	0.136	
Umbral	3.54	0.136	
Umbral	3.55	0.135	
Umbral	3.56	0.135	
Umbral	3.57	0.134	
Umbral	3.58	0.134	
Umbral	3.59	0.134	
Umbral	3.6	0.133	
Umbral	3.61	0.133	
Umbral	3.62	0.133	
Umbral	3.63	0.132	
Umbral	3.64	0.132	
Umbral	3.65	0.132	
Umbral	3.66	0.131	
Umbral	3.67	0.131	
Umbral	3.68	0.13	
Umbral	3.69	0.13	
Umbral	3.7	0.13	
Umbral	3.71	0.129	
Umbral	3.72	0.129	
Umbral	3.73	0.129	
Umbral	3.74	0.128	

Name	Period sec	Acceleration	Damping %
Umbral	3.75	0.128	
Umbral	3.76	0.128	
Umbral	3.77	0.127	
Umbral	3.78	0.127	
Umbral	3.79	0.127	
Umbral	3.8	0.126	
Umbral	3.81	0.126	
Umbral	3.82	0.126	
Umbral	3.83	0.125	
Umbral	3.84	0.125	
Umbral	3.85	0.125	
Umbral	3.86	0.124	
Umbral	3.87	0.124	
Umbral	3.88	0.124	
Umbral	3.89	0.123	
Umbral	3.9	0.123	
Umbral	3.91	0.123	
Umbral	3.92	0.122	
Umbral	3.93	0.122	
Umbral	3.94	0.122	
Umbral	3.95	0.122	
Umbral	3.96	0.121	
Umbral	3.97	0.121	
Umbral	3.98	0.121	
Umbral	3.99	0.12	
Umbral	4	0.12	
Umbral	4.01	0.12	
Umbral	4.02	0.119	
Umbral	4.03	0.119	
Umbral	4.04	0.119	
Umbral	4.05	0.119	
Umbral	4.06	0.118	
Umbral	4.07	0.118	
Umbral	4.08	0.118	
Umbral	4.09	0.117	
Umbral	4.1	0.117	
Umbral	4.11	0.117	
Umbral	4.12	0.117	
Umbral	4.13	0.116	
Umbral	4.14	0.116	
Umbral	4.15	0.116	
Umbral	4.16	0.115	
Umbral	4.17	0.115	
Umbral	4.18	0.115	
Umbral	4.19	0.115	
Umbral	4.2	0.114	
Umbral	4.21	0.114	
Umbral	4.22	0.114	
Umbral	4.23	0.113	
Umbral	4.24	0.113	
Umbral	4.25	0.113	
Umbral	4.26	0.113	
Umbral	4.27	0.112	
Umbral	4.28	0.112	
Umbral	4.29	0.112	
Umbral	4.3	0.112	
Umbral	4.31	0.111	
Umbral	4.32	0.111	
Umbral	4.33	0.111	
Umbral	4.34	0.111	

Name	Period sec	Acceleration	Damping %
Umbral	4.35	0.11	
Umbral	4.36	0.11	
Umbral	4.37	0.11	
Umbral	4.38	0.11	
Umbral	4.39	0.109	
Umbral	4.4	0.109	
Umbral	4.41	0.109	
Umbral	4.42	0.109	
Umbral	4.43	0.108	
Umbral	4.44	0.108	
Umbral	4.45	0.108	
Umbral	4.46	0.108	
Umbral	4.47	0.107	
Umbral	4.48	0.107	
Umbral	4.49	0.107	
Umbral	4.5	0.107	
Umbral	4.51	0.106	
Umbral	4.52	0.106	
Umbral	4.53	0.106	
Umbral	4.54	0.106	
Umbral	4.55	0.105	
Umbral	4.56	0.105	
Umbral	4.57	0.105	
Umbral	4.58	0.105	
Umbral	4.59	0.105	
Umbral	4.6	0.104	
Umbral	4.61	0.104	
Umbral	4.62	0.104	
Umbral	4.63	0.104	
Umbral	4.64	0.103	
Umbral	4.65	0.103	
Umbral	4.66	0.103	
Umbral	4.67	0.103	
Umbral	4.68	0.103	
Umbral	4.69	0.102	
Umbral	4.7	0.102	
Umbral	4.71	0.102	
Umbral	4.72	0.102	
Umbral	4.73	0.101	
Umbral	4.74	0.101	
Umbral	4.75	0.101	
Umbral	4.76	0.101	
Umbral	4.77	0.101	
Umbral	4.78	0.1	
Umbral	4.79	0.1	
Umbral	4.8	0.1	
Umbral	4.81	0.1	
Umbral	4.82	0.1	
Umbral	4.83	0.099	
Umbral	4.84	0.099	
Umbral	4.85	0.099	
Umbral	4.86	0.099	
Umbral	4.87	0.099	
Umbral	4.88	0.098	
Umbral	4.89	0.098	
Umbral	4.9	0.098	
Umbral	4.91	0.098	
Umbral	4.92	0.098	
Umbral	4.93	0.097	
Umbral	4.94	0.097	

Name	Period sec	Acceleration	Damping %
Umbral	4.95	0.097	
Umbral	4.96	0.097	
Umbral	4.97	0.097	
Umbral	4.98	0.096	
Umbral	4.99	0.096	
Umbral	5	0.096	
Umbral	5.01	0.096	
Umbral	5.02	0.096	
Umbral	5.03	0.095	
Umbral	5.04	0.095	
Umbral	5.05	0.095	
Umbral	5.06	0.095	
Umbral	5.07	0.095	
Umbral	5.08	0.094	
Umbral	5.09	0.094	
Umbral	5.1	0.094	
Umbral	5.11	0.094	
Umbral	5.12	0.094	
Umbral	5.13	0.094	
Umbral	5.14	0.093	
Umbral	5.15	0.093	
Umbral	5.16	0.093	
Umbral	5.17	0.093	
Umbral	5.18	0.093	
Umbral	5.19	0.092	
Umbral	5.2	0.092	
Umbral	5.21	0.092	
Umbral	5.22	0.092	
Umbral	5.23	0.092	
Umbral	5.24	0.092	
Umbral	5.25	0.091	
Umbral	5.26	0.091	
Umbral	5.27	0.091	
Umbral	5.28	0.091	
Umbral	5.29	0.091	
Umbral	5.3	0.091	
Umbral	5.31	0.09	
Umbral	5.32	0.09	
Umbral	5.33	0.09	
Umbral	5.34	0.09	
Umbral	5.35	0.09	
Umbral	5.36	0.09	
Umbral	5.37	0.089	
Umbral	5.38	0.089	
Umbral	5.39	0.089	
Umbral	5.4	0.089	
Umbral	5.41	0.089	
Umbral	5.42	0.089	
Umbral	5.43	0.088	
Umbral	5.44	0.088	
Umbral	5.45	0.088	
Umbral	5.46	0.088	
Umbral	5.47	0.088	
Umbral	5.48	0.088	
Umbral	5.49	0.087	
Umbral	5.5	0.087	
Umbral	5.51	0.087	
Umbral	5.52	0.087	
Umbral	5.53	0.087	
Umbral	5.54	0.087	

Name	Period sec	Acceleration	Damping %
Umbral	5.55	0.086	
Umbral	5.56	0.086	
Umbral	5.57	0.086	
Umbral	5.58	0.086	
Umbral	5.59	0.086	
Umbral	5.6	0.086	
Umbral	5.61	0.086	
Umbral	5.62	0.085	
Umbral	5.63	0.085	
Umbral	5.64	0.085	
Umbral	5.65	0.085	
Umbral	5.66	0.085	
Umbral	5.67	0.085	
Umbral	5.68	0.085	
Umbral	5.69	0.084	
Umbral	5.7	0.084	
Umbral	5.71	0.084	
Umbral	5.72	0.084	
Umbral	5.73	0.084	
Umbral	5.74	0.084	
Umbral	5.75	0.083	
Umbral	5.76	0.083	
Umbral	5.77	0.083	
Umbral	5.78	0.083	
Umbral	5.79	0.083	
Umbral	5.8	0.083	
Umbral	5.81	0.083	
Umbral	5.82	0.082	
Umbral	5.83	0.082	
Umbral	5.84	0.082	
Umbral	5.85	0.082	
Umbral	5.86	0.082	
Umbral	5.87	0.082	
Umbral	5.88	0.082	
Umbral	5.89	0.081	
Umbral	5.9	0.081	
Umbral	5.91	0.081	
Umbral	5.92	0.081	
Umbral	5.93	0.081	
Umbral	5.94	0.081	
Umbral	5.95	0.081	
Umbral	5.96	0.081	
Umbral	5.97	0.08	
Umbral	5.98	0.08	
Umbral	5.99	0.08	
Umbral	6	0.08	
Umbral	6.01	0.08	
Umbral	6.02	0.08	
Umbral	6.03	0.08	
Umbral	6.04	0.079	
Umbral	6.05	0.079	
Umbral	6.06	0.079	
Umbral	6.07	0.079	
Umbral	6.08	0.079	
Umbral	6.09	0.079	
Umbral	6.1	0.079	
Umbral	6.11	0.079	
Umbral	6.12	0.078	
Umbral	6.13	0.078	
Umbral	6.14	0.078	

Name	Period sec	Acceleration	Damping %
Umbral	6.15	0.078	
Umbral	6.16	0.078	
Umbral	6.17	0.078	
Umbral	6.18	0.078	
Umbral	6.19	0.078	
Umbral	6.2	0.077	
Umbral	6.21	0.077	
Umbral	6.22	0.077	
Umbral	6.23	0.077	
Umbral	6.24	0.077	
Umbral	6.25	0.077	
Umbral	6.26	0.077	
Umbral	6.27	0.077	
Umbral	6.28	0.076	
Umbral	6.29	0.076	
Umbral	6.3	0.076	
Umbral	6.31	0.076	
Umbral	6.32	0.076	
Umbral	6.33	0.076	
Umbral	6.34	0.076	
Umbral	6.35	0.076	
Umbral	6.36	0.075	
Umbral	6.37	0.075	
Umbral	6.38	0.075	
Umbral	6.39	0.075	
Umbral	6.4	0.075	
Umbral	6.41	0.075	
Umbral	6.42	0.075	
Umbral	6.43	0.075	
Umbral	6.44	0.075	
Umbral	6.45	0.074	
Umbral	6.46	0.074	
Umbral	6.47	0.074	
Umbral	6.48	0.074	
Umbral	6.49	0.074	
Umbral	6.5	0.074	
Umbral	6.51	0.074	
Umbral	6.52	0.074	
Umbral	6.53	0.074	
Umbral	6.54	0.073	
Umbral	6.55	0.073	
Umbral	6.56	0.073	
Umbral	6.57	0.073	
Umbral	6.58	0.073	
Umbral	6.59	0.073	
Umbral	6.6	0.073	
Umbral	6.61	0.073	
Umbral	6.62	0.073	
Umbral	6.63	0.072	
Umbral	6.64	0.072	
Umbral	6.65	0.072	
Umbral	6.66	0.072	
Umbral	6.67	0.072	
Umbral	6.68	0.072	
Umbral	6.69	0.072	
Umbral	6.7	0.072	
Umbral	6.71	0.072	
Umbral	6.72	0.071	
Umbral	6.73	0.071	
Umbral	6.74	0.071	

Name	Period sec	Acceleration	Damping %
Umbral	6.75	0.071	
Umbral	6.76	0.071	
Umbral	6.77	0.071	
Umbral	6.78	0.071	
Umbral	6.79	0.071	
Umbral	6.8	0.071	
Umbral	6.81	0.07	
Umbral	6.82	0.07	
Umbral	6.83	0.07	
Umbral	6.84	0.07	
Umbral	6.85	0.07	
Umbral	6.86	0.07	
Umbral	6.87	0.07	
Umbral	6.88	0.07	
Umbral	6.89	0.07	
Umbral	6.9	0.07	
Umbral	6.91	0.069	
Umbral	6.92	0.069	
Umbral	6.93	0.069	
Umbral	6.94	0.069	
Umbral	6.95	0.069	
Umbral	6.96	0.069	
Umbral	6.97	0.069	
Umbral	6.98	0.069	
Umbral	6.99	0.069	
Umbral	7	0.069	
Umbral	7.01	0.068	
Umbral	7.02	0.068	
Umbral	7.03	0.068	
Umbral	7.04	0.068	
Umbral	7.05	0.068	
Umbral	7.06	0.068	
Umbral	7.07	0.068	
Umbral	7.08	0.068	
Umbral	7.09	0.068	
Umbral	7.1	0.068	
Umbral	7.11	0.068	
Umbral	7.12	0.067	
Umbral	7.13	0.067	
Umbral	7.14	0.067	
Umbral	7.15	0.067	
Umbral	7.16	0.067	
Umbral	7.17	0.067	
Umbral	7.18	0.067	
Umbral	7.19	0.067	
Umbral	7.2	0.067	
Umbral	7.21	0.067	
Umbral	7.22	0.066	
Umbral	7.23	0.066	
Umbral	7.24	0.066	
Umbral	7.25	0.066	
Umbral	7.26	0.066	
Umbral	7.27	0.066	
Umbral	7.28	0.066	
Umbral	7.29	0.066	
Umbral	7.3	0.066	
Umbral	7.31	0.066	
Umbral	7.32	0.066	
Umbral	7.33	0.065	
Umbral	7.34	0.065	

Name	Period sec	Acceleration	Damping %
Umbral	7.35	0.065	
Umbral	7.36	0.065	
Umbral	7.37	0.065	
Umbral	7.38	0.065	
Umbral	7.39	0.065	
Umbral	7.4	0.065	
Umbral	7.41	0.065	
Umbral	7.42	0.065	
Umbral	7.43	0.065	
Umbral	7.44	0.065	
Umbral	7.45	0.064	
Umbral	7.46	0.064	
Umbral	7.47	0.064	
Umbral	7.48	0.064	
Umbral	7.49	0.064	
Umbral	7.5	0.064	

4.4 Load Cases

Table 4.5 - Load Cases - Summary

Name	Type
D	Linear Static
L	Linear Static
LR	Linear Static
EX	Response Spectrum
EY	Response Spectrum
DISX	Response Spectrum
DISY	Response Spectrum
W	Linear Static
G	Linear Static
DERUX	Response Spectrum
DERUY	Response Spectrum

4.5 Load Combinations

Table 4.6 - Load Combinations

Name	Load Case/Combo	Scale Factor	Type	Auto
COMB1	D	1.4	Linear Add	No
COMB2	D	1.2	Linear Add	No
COMB2	L	1.6		No
COMB2	LR	0.5		No
COMB3	D	1.2	Linear Add	No
COMB3	L	1		No
COMB3	LR	1.6		No
COMB4	D	1.2	Linear Add	No
COMB4	L	1		No
COMB4	LR	0.5		No
COMB5	D	1.2	Linear Add	No
COMB5	L	1		No
COMB5	DISX	1		No
COMB5	DISY	0.3		No
COMB6	D	1.2	Linear Add	No
COMB6	L	1		No
COMB6	DISY	1		No
COMB6	DISX	0.3		No
COMB7	D	0.9	Linear Add	No

Name	Load Case/Combo	Scale Factor	Type	Auto
COMB7	DISY	1		No
COMB7	DISX	0.3		No
COMB8	D	0.9	Linear Add	No
COMB8	DISY	0.3		No
COMB8	DISX	1		No
ENVE	COMB1	1	Envelope	No
ENVE	COMB2	1		No
ENVE	COMB3	1		No
ENVE	COMB4	1		No
ENVE	COMB5	1		No
ENVE	COMB6	1		No
ENVE	COMB7	1		No
ENVE	COMB8	1		No
CIM01	D	1	Linear Add	No
CIM02	D	1	Linear Add	No
CIM02	L	1		No
CIM03	D	1	Linear Add	No
CIM03	LR	1		No
CIM04	D	1	Linear Add	No
CIM04	L	0.75		No
CIM04	LR	0.75		No
CIM05	D	1	Linear Add	No
CIM05	DISX	0.7		No
CIM05	DISY	0.21		No
CIM06	D	1	Linear Add	No
CIM06	DISX	0.21		No
CIM06	DISY	0.7		No
CIM07	D	1	Linear Add	No
CIM07	DISX	0.53		No
CIM07	DISY	0.16		No
CIM07	L	0.75		No
CIM07	LR	0.75		No
CIM08	D	1	Linear Add	No
CIM08	DISX	0.16		No
CIM08	DISY	0.53		No
CIM08	L	0.75		No
CIM08	LR	0.75		No
DER01	D	1.4	Linear Add	No
DER02	D	1.2	Linear Add	No
DER02	L	1.6		No
DER02	LR	0.5		No
DER03	D	1.2	Linear Add	No
DER03	L	1		No
DER03	LR	1.6		No
DER04	D	1.2	Linear Add	No
DER04	L	1		No
DER04	LR	0.5		No
DER05	D	1.2	Linear Add	No
DER05	L	1		No
DER05	EX	1		No
DER06	D	1.2	Linear Add	No
DER06	L	1		No
DER06	EY	1		No
DER07	D	0.9	Linear Add	No
DER07	EX	1		No
DER08	D	0.9	Linear Add	No
DER08	EY	1		No
DERUD01	D	1.4	Linear Add	No
DERUD02	D	1.2	Linear Add	No
DERUD02	L	1.6		No

Name	Load Case/Combo	Scale Factor	Type	Auto
DERUD02	LR	0.5		No
DERUD03	D	1.2	Linear Add	No
DERUD03	L	1		No
DERUD03	LR	1.6		No
DERUD04	D	1.2	Linear Add	No
DERUD04	L	1		No
DERUD04	LR	0.5		No
DERUD05	D	1.2	Linear Add	No
DERUD05	L	1		No
DERUD05	DERUX	1		No
DERUD06	D	1.2	Linear Add	No
DERUD06	L	1		No
DERUD06	DERUY	1		No
DERUD07	D	0.9	Linear Add	No
DERUD07	DERUX	1		No
DERUD08	D	0.9	Linear Add	No
DERUD08	DERUY	1		No
VIG01	D	1.2	Linear Add	No
VIG01	L	1		No
VIG01	DISX	2		No
VIG01	DISY	0.6		No
VIG02	D	1.2	Linear Add	No
VIG02	L	1		No
VIG02	DISX	0.6		No
VIG02	DISY	2		No
VIG03	D	0.9	Linear Add	No
VIG03	DISX	2		No
VIG03	DISY	0.6		No
VIG04	D	0.9	Linear Add	No
VIG04	DISX	0.6		No
VIG04	DISY	2		No
COL1	D	1.2	Linear Add	No
COL1	L	1		No
COL1	DISX	3		No
COL1	DISY	0.9		No
COL2	D	1.2	Linear Add	No
COL2	L	1		No
COL2	DISX	0.9		No
COL2	DISY	3		No
COL3	D	0.9	Linear Add	No
COL3	DISX	3		No
COL3	DISY	0.9		No
COL4	D	0.9	Linear Add	No
COL4	DISX	0.9		No
COL4	DISY	3		No
CIM09	D	0.6	Linear Add	No
CIM09	DISX	0.7		No
CIM09	DISY	0.21		No
CIM10	D	0.6	Linear Add	No
CIM10	DISX	0.21		No
CIM10	DISY	0.7		No
CIM11	D	1	Linear Add	No
CIM11	G	1		No
CIM12	D	1	Linear Add	No
CIM12	L	0.75		No
CIM12	G	0.75		No
CIM13	D	1	Linear Add	No
CIM13	L	0.75		No
CIM13	G	0.75		No
CIM13	DISX	0.53		No

Name	Load Case/Combo	Scale Factor	Type	Auto
CIM13	DISY	0.16		No
CIM14	D	1	Linear Add	No
CIM14	L	0.75		No
CIM14	G	0.75		No
CIM14	DISX	0.16		No
CIM14	DISY	0.53		No
CIM15	D	0.6	Linear Add	No
COMB9	D	1.2	Linear Add	No
COMB9	L	1.6		No
COMB9	G	0.5		No
DER09	D	1.2	Linear Add	No
DER09	L	1.6		No
DER09	G	0.5		No
DERUD09	D	1.2	Linear Add	No
DERUD09	L	1.6		No
DERUD09	G	0.5		No
DERUD10	D	1.2	Linear Add	No
DERUD10	L	1		No
DERUD10	G	1.6		No
DER10	D	1.2	Linear Add	No
DER10	L	1		No
DER10	G	1.6		No
COMB10	D	1.2	Linear Add	No
COMB10	L	1		No
COMB10	G	1.6		No
COMB11	D	1.2	Linear Add	No
COMB11	L	1		No
COMB11	G	0.5		No
DER11	D	1.2	Linear Add	No
DER11	L	1		No
DER11	G	0.5		No
DERUD11	D	1.2	Linear Add	No
DERUD11	L	1		No
DERUD11	G	0.5		No

5 Analysis Results

This chapter provides analysis results.

5.1 Structure Results

Table 5.1 - Base Reactions

Load Case/Combo	FX kN	FY kN	FZ kN	MX kN-m	MY kN-m	MZ kN-m	X m	Y m	Z m
D	0	0	262.229	302.8064	-694.2552	-2.104E-05	0	0	0
L	0	0	25.38	-30.4935	-67.0982	-5.5E-06	0	0	0
LR	0	0	15.635	46.1235	-41.4327	0	0	0	0
EX Max	250.6696	0.5611	0	1.8278	816.8752	829.9277	0	0	0
EY Max	0.4234	250.329	0	815.353	1.3795	662.4057	0	0	0
DISX Max	92.7032	0.2075	0	0.676	302.0988	306.9259	0	0	0
DISY Max	0.1566	92.5773	0	301.5359	0.5102	244.9725	0	0	0
W	0	0	0	0	0	0	0	0	0
G	0	0	43.96	77.0002	-116.4146	-2.902E-06	0	0	0
DERUX Max	38.586	0.0833	0	0.2714	125.7588	111.244	0	0	0
DERUY Max	0.0668	38.4073	0	125.0974	0.2176	101.6272	0	0	0
COMB1	0	0	367.1206	423.9289	-971.9573	-2.945E-05	0	0	0
COMB2	0	0	363.1003	337.6398	-961.1798	-3.408E-05	0	0	0
COMB3	0	0	365.0708	406.6717	-966.4969	-3.086E-05	0	0	0
COMB4	0	0	347.8723	355.9359	-920.9209	-3.078E-05	0	0	0
COMB5 Max	92.7502	27.9807	340.0548	424.0109	-597.9526	380.4176	0	0	0
COMB5 Min	-92.7502	-27.9807	340.0548	241.7374	-1202.4564	-380.4177	0	0	0
COMB6 Max	27.9676	92.6395	340.0548	634.6128	-809.0647	337.0503	0	0	0
COMB6 Min	-27.9676	-92.6395	340.0548	31.1355	-991.3443	-337.0503	0	0	0
COMB7 Max	27.9676	92.6395	236.0061	574.2644	-533.6899	337.0503	0	0	0
COMB7 Min	-27.9676	-92.6395	236.0061	-29.2129	-715.9695	-337.0503	0	0	0
COMB8 Max	92.7502	27.9807	236.0061	363.6624	-322.5778	380.4176	0	0	0
COMB8 Min	-92.7502	-27.9807	236.0061	181.389	-927.0816	-380.4177	0	0	0
ENVE Max	92.7502	92.6395	367.1206	634.6128	-322.5778	380.4176	0	0	0
ENVE Min	-92.7502	-92.6395	236.0061	-29.2129	-1202.4564	-380.4177	0	0	0
CIM01	0	0	262.229	302.8064	-694.2552	-2.104E-05	0	0	0
CIM02	0	0	287.609	272.3129	-761.3534	-2.654E-05	0	0	0
CIM03	0	0	277.864	348.9298	-735.688	-2.111E-05	0	0	0
CIM04	0	0	292.9902	314.5288	-775.6535	-2.522E-05	0	0	0
CIM05 Max	64.9252	19.5865	262.229	366.6021	-482.6789	266.2923	0	0	0
CIM05 Min	-64.9252	-19.5865	262.229	239.0107	-905.8315	-266.2924	0	0	0
CIM06 Max	19.5773	64.8477	262.229	514.0234	-630.4573	235.9352	0	0	0
CIM06 Min	-19.5773	-64.8477	262.229	91.5893	-758.0531	-235.9352	0	0	0
CIM07 Max	49.1578	14.9223	292.9902	363.1328	-615.4595	201.8663	0	0	0
CIM07 Min	-49.1578	-14.9223	292.9902	265.9249	-935.8474	-201.8664	0	0	0
CIM08 Max	14.9155	49.0992	292.9902	474.451	-727.0472	178.9436	0	0	0
CIM08 Min	-14.9155	-49.0992	292.9902	154.6067	-824.2597	-178.9436	0	0	0
DER01	0	0	367.1206	423.9289	-971.9573	-2.945E-05	0	0	0
DER02	0	0	363.1003	337.6398	-961.1798	-3.408E-05	0	0	0
DER03	0	0	365.0708	406.6717	-966.4969	-3.086E-05	0	0	0
DER04	0	0	347.8723	355.9359	-920.9209	-3.078E-05	0	0	0
DER05 Max	250.6696	0.5611	340.0548	334.7019	-83.3293	829.9276	0	0	0
DER05 Min	-250.6696	-0.5611	340.0548	331.0464	-1717.0797	-829.9277	0	0	0
DER06 Max	0.4234	250.329	340.0548	1148.2271	-898.825	662.4057	0	0	0
DER06 Min	-0.4234	-250.329	340.0548	-482.4788	-901.584	-662.4057	0	0	0
DER07 Max	250.6696	0.5611	236.0061	274.3535	192.0455	829.9276	0	0	0
DER07 Min	-250.6696	-0.5611	236.0061	270.6979	-1441.7049	-829.9277	0	0	0
DER08 Max	0.4234	250.329	236.0061	1087.8787	-623.4502	662.4057	0	0	0
DER08 Min	-0.4234	-250.329	236.0061	-542.8273	-626.2092	-662.4057	0	0	0
DERUD01	0	0	367.1206	423.9289	-971.9573	-2.945E-05	0	0	0
DERUD02	0	0	363.1003	337.6398	-961.1798	-3.408E-05	0	0	0
DERUD03	0	0	365.0708	406.6717	-966.4969	-3.086E-05	0	0	0
DERUD04	0	0	347.8723	355.9359	-920.9209	-3.078E-05	0	0	0
DERUD05 Max	38.586	0.0833	340.0548	333.1456	-774.4456	111.244	0	0	0

Load Case/Combo	FX kN	FY kN	FZ kN	MX kN-m	MY kN-m	MZ kN-m	X m	Y m	Z m
DERUD05 Min	-38.586	-0.0833	340.0548	332.6027	-1025.9633	-111.2441	0	0	0
DERUD06 Max	0.0668	38.4073	340.0548	457.9716	-899.9869	101.6272	0	0	0
DERUD06 Min	-0.0668	-38.4073	340.0548	207.7767	-900.4221	-101.6273	0	0	0
DERUD07 Max	38.586	0.0833	236.0061	272.7972	-499.0708	111.244	0	0	0
DERUD07 Min	-38.586	-0.0833	236.0061	272.2543	-750.5885	-111.244	0	0	0
DERUD08 Max	0.0668	38.4073	236.0061	397.6232	-624.6121	101.6272	0	0	0
DERUD08 Min	-0.0668	-38.4073	236.0061	147.4283	-625.0473	-101.6273	0	0	0
VIG01 Max	185.5004	55.9614	340.0548	515.1476	-295.7008	760.8353	0	0	0
VIG01 Min	-185.5004	-55.9614	340.0548	150.6007	-1504.7082	-760.8354	0	0	0
VIG02 Max	55.9351	185.2791	340.0548	936.3515	-717.9249	674.1006	0	0	0
VIG02 Min	-55.9351	-185.2791	340.0548	-270.6032	-1082.4841	-674.1006	0	0	0
VIG03 Max	185.5004	55.9614	236.0061	454.7992	-20.326	760.8353	0	0	0
VIG03 Min	-185.5004	-55.9614	236.0061	90.2523	-1229.3334	-760.8354	0	0	0
VIG04 Max	55.9351	185.2791	236.0061	876.003	-442.5501	674.1006	0	0	0
VIG04 Min	-55.9351	-185.2791	236.0061	-330.9516	-807.1093	-674.1006	0	0	0
COL1 Max	278.2507	83.942	340.0548	606.2843	6.5511	1141.253	0	0	0
COL1 Min	-278.2507	-83.942	340.0548	59.464	-1806.9601	-1141.253	0	0	0
COL2 Max	83.9027	277.9186	340.0548	1238.0901	-626.785	1011.1509	0	0	0
COL2 Min	-83.9027	-277.9186	340.0548	-572.3418	-1173.6239	-1011.1509	0	0	0
COL3 Max	278.2507	83.942	236.0061	545.9359	281.9259	1141.253	0	0	0
COL3 Min	-278.2507	-83.942	236.0061	-0.8844	-1531.5853	-1141.253	0	0	0
COL4 Max	83.9027	277.9186	236.0061	1177.7417	-351.4102	1011.1509	0	0	0
COL4 Min	-83.9027	-277.9186	236.0061	-632.6902	-898.2491	-1011.1509	0	0	0
CIM09 Max	64.9252	19.5865	157.3374	245.4795	-204.9768	266.2924	0	0	0
CIM09 Min	-64.9252	-19.5865	157.3374	117.8881	-628.1294	-266.2924	0	0	0
CIM10 Max	19.5773	64.8477	157.3374	392.9009	-352.7553	235.9352	0	0	0
CIM10 Min	-19.5773	-64.8477	157.3374	-29.5332	-480.351	-235.9352	0	0	0
CIM11	0	0	306.189	379.8066	-810.6698	-2.394E-05	0	0	0
CIM12	0	0	314.234	337.6864	-831.8899	-2.734E-05	0	0	0
CIM13 Max	49.1578	14.9223	314.234	386.2904	-671.6959	201.8663	0	0	0
CIM13 Min	-49.1578	-14.9223	314.234	289.0824	-992.0839	-201.8664	0	0	0
CIM14 Max	14.9155	49.0992	314.234	497.6086	-783.2837	178.9436	0	0	0
CIM14 Min	-14.9155	-49.0992	314.234	177.7642	-880.4961	-178.9436	0	0	0
CIM15	0	0	157.3374	181.6838	-416.5531	-1.262E-05	0	0	0
COMB9	0	0	377.2628	353.0782	-998.6707	-3.549E-05	0	0	0
DER09	0	0	377.2628	353.0782	-998.6707	-3.549E-05	0	0	0
DERUD09	0	0	377.2628	353.0782	-998.6707	-3.549E-05	0	0	0
DERUD10	0	0	410.3908	456.0745	-1086.4679	-3.539E-05	0	0	0
DER10	0	0	410.3908	456.0745	-1086.4679	-3.539E-05	0	0	0
COMB10	0	0	410.3908	456.0745	-1086.4679	-3.539E-05	0	0	0
COMB11	0	0	362.0348	371.3742	-958.4118	-3.219E-05	0	0	0
DER11	0	0	362.0348	371.3742	-958.4118	-3.219E-05	0	0	0
DERUD11	0	0	362.0348	371.3742	-958.4118	-3.219E-05	0	0	0

Table 5.2 - Centers of Mass and Rigidity

Story	Diaphragm	Mass X kg	Mass Y kg	XCM m	YCM m	Cumulative X kg	Cumulative Y kg	XCCM m	YCCM m	XCR m	YCR m
N1	D1	18867.48	18867.48	2.6463	-0.7187	18867.48	18867.48	2.6463	-0.7187	2.65	2.3454

Table 5.3 - Diaphragm Center of Mass Displacements

Story	Diaphragm	Load Case/Combo	UX mm	UY mm	RZ rad	Point	X m	Y m	Z m
N1	D1	D	-0.005432	-1	-4.411E-07	1	2.6463	-0.7187	3.25
N1	D1	L	-0.001345	-0.3	-1.262E-07	1	2.6463	-0.7187	3.25
N1	D1	LR	-3.111E-10	0.001455	0	1	2.6463	-0.7187	3.25
N1	D1	EX Max	12.4	0.02021	0.001815	1	2.6463	-0.7187	3.25
N1	D1	EY Max	0.01708	7.5	2E-06	1	2.6463	-0.7187	3.25
N1	D1	DISX Max	4.6	0.007474	0.000671	1	2.6463	-0.7187	3.25
N1	D1	DISY Max	0.006315	2.8	1E-06	1	2.6463	-0.7187	3.25

Story	Diaphragm	Load Case/Combo	UX mm	UY mm	RZ rad	Point	X m	Y m	Z m
N1	D1	W	0	0	0	1	2.6463	-0.7187	3.25
N1	D1	G	-0.0006727	-0.1	-6.309E-08	1	2.6463	-0.7187	3.25
N1	D1	DERUX Max	2	0.003121	0.000285	1	2.6463	-0.7187	3.25
N1	D1	DERUY Max	0.002822	1.2	3.626E-07	1	2.6463	-0.7187	3.25
N1	D1	COMB1	-0.007605	-1.4	-1E-06	1	2.6463	-0.7187	3.25
N1	D1	COMB2	-0.008671	-1.6	-1E-06	1	2.6463	-0.7187	3.25
N1	D1	COMB3	-0.007864	-1.5	-1E-06	1	2.6463	-0.7187	3.25
N1	D1	COMB4	-0.007864	-1.5	-1E-06	1	2.6463	-0.7187	3.25
N1	D1	COMB5 Max	4.6	-0.6	0.000671	1	2.6463	-0.7187	3.25
N1	D1	COMB5 Min	-4.6	-2.3	-0.000672	1	2.6463	-0.7187	3.25
N1	D1	COMB6 Max	1.4	1.3	0.000202	1	2.6463	-0.7187	3.25
N1	D1	COMB6 Min	-1.4	-4.3	-0.000203	1	2.6463	-0.7187	3.25
N1	D1	COMB7 Max	1.4	1.9	0.000202	1	2.6463	-0.7187	3.25
N1	D1	COMB7 Min	-1.4	-3.7	-0.000203	1	2.6463	-0.7187	3.25
N1	D1	COMB8 Max	4.6	-0.1	0.000671	1	2.6463	-0.7187	3.25
N1	D1	COMB8 Min	-4.6	-1.8	-0.000672	1	2.6463	-0.7187	3.25
N1	D1	ENVE Max	4.6	1.9	0.000671	1	2.6463	-0.7187	3.25
N1	D1	ENVE Min	-4.6	-4.3	-0.000672	1	2.6463	-0.7187	3.25
N1	D1	CIM01	-0.005432	-1	-4.411E-07	1	2.6463	-0.7187	3.25
N1	D1	CIM02	-0.006778	-1.3	-1E-06	1	2.6463	-0.7187	3.25
N1	D1	CIM03	-0.005432	-1	-4.411E-07	1	2.6463	-0.7187	3.25
N1	D1	CIM04	-0.006441	-1.2	-1E-06	1	2.6463	-0.7187	3.25
N1	D1	CIM05 Max	3.2	-0.4	0.00047	1	2.6463	-0.7187	3.25
N1	D1	CIM05 Min	-3.2	-1.6	-0.000471	1	2.6463	-0.7187	3.25
N1	D1	CIM06 Max	1	0.9	0.000141	1	2.6463	-0.7187	3.25
N1	D1	CIM06 Min	-1	-3	-0.000142	1	2.6463	-0.7187	3.25
N1	D1	CIM07 Max	2.4	-0.8	0.000355	1	2.6463	-0.7187	3.25
N1	D1	CIM07 Min	-2.4	-1.7	-0.000356	1	2.6463	-0.7187	3.25
N1	D1	CIM08 Max	0.7	0.3	0.000107	1	2.6463	-0.7187	3.25
N1	D1	CIM08 Min	-0.7	-2.7	-0.000108	1	2.6463	-0.7187	3.25
N1	D1	DER01	-0.007605	-1.4	-1E-06	1	2.6463	-0.7187	3.25
N1	D1	DER02	-0.008671	-1.6	-1E-06	1	2.6463	-0.7187	3.25
N1	D1	DER03	-0.007864	-1.5	-1E-06	1	2.6463	-0.7187	3.25
N1	D1	DER04	-0.007864	-1.5	-1E-06	1	2.6463	-0.7187	3.25
N1	D1	DER05 Max	12.4	-1.5	0.001815	1	2.6463	-0.7187	3.25
N1	D1	DER05 Min	-12.4	-1.5	-0.001816	1	2.6463	-0.7187	3.25
N1	D1	DER06 Max	0.009212	6	2E-06	1	2.6463	-0.7187	3.25
N1	D1	DER06 Min	-0.02494	-9	-3E-06	1	2.6463	-0.7187	3.25
N1	D1	DER07 Max	12.4	-0.9	0.001815	1	2.6463	-0.7187	3.25
N1	D1	DER07 Min	-12.4	-0.9	-0.001816	1	2.6463	-0.7187	3.25
N1	D1	DER08 Max	0.01219	6.6	2E-06	1	2.6463	-0.7187	3.25
N1	D1	DER08 Min	-0.02197	-8.4	-3E-06	1	2.6463	-0.7187	3.25
N1	D1	DERUD01	-0.007605	-1.4	-1E-06	1	2.6463	-0.7187	3.25
N1	D1	DERUD02	-0.008671	-1.6	-1E-06	1	2.6463	-0.7187	3.25
N1	D1	DERUD03	-0.007864	-1.5	-1E-06	1	2.6463	-0.7187	3.25
N1	D1	DERUD04	-0.007864	-1.5	-1E-06	1	2.6463	-0.7187	3.25
N1	D1	DERUD05 Max	2	-1.5	0.000284	1	2.6463	-0.7187	3.25
N1	D1	DERUD05 Min	-2	-1.5	-0.000286	1	2.6463	-0.7187	3.25
N1	D1	DERUD06 Max	-0.005042	-0.3	-2.929E-07	1	2.6463	-0.7187	3.25
N1	D1	DERUD06 Min	-0.01069	-2.6	-1E-06	1	2.6463	-0.7187	3.25
N1	D1	DERUD07 Max	2	-0.9	0.000284	1	2.6463	-0.7187	3.25
N1	D1	DERUD07 Min	-2	-0.9	-0.000285	1	2.6463	-0.7187	3.25
N1	D1	DERUD08 Max	-0.002067	0.2	-3.438E-08	1	2.6463	-0.7187	3.25
N1	D1	DERUD08 Min	-0.007711	-2.1	-1E-06	1	2.6463	-0.7187	3.25
N1	D1	VIG01 Max	9.2	0.2	0.001342	1	2.6463	-0.7187	3.25
N1	D1	VIG01 Min	-9.2	-3.2	-0.001344	1	2.6463	-0.7187	3.25
N1	D1	VIG02 Max	2.8	4.1	0.000404	1	2.6463	-0.7187	3.25
N1	D1	VIG02 Min	-2.8	-7.1	-0.000405	1	2.6463	-0.7187	3.25
N1	D1	VIG03 Max	9.2	0.8	0.001343	1	2.6463	-0.7187	3.25
N1	D1	VIG03 Min	-9.2	-2.6	-0.001344	1	2.6463	-0.7187	3.25

Story	Diaphragm	Load Case/Combo	UX mm	UY mm	RZ rad	Point	X m	Y m	Z m
N1	D1	VIG04 Max	2.8	4.6	0.000404	1	2.6463	-0.7187	3.25
N1	D1	VIG04 Min	-2.8	-6.5	-0.000405	1	2.6463	-0.7187	3.25
N1	D1	COL1 Max	13.8	1	0.002014	1	2.6463	-0.7187	3.25
N1	D1	COL1 Min	-13.8	-4	-0.002015	1	2.6463	-0.7187	3.25
N1	D1	COL2 Max	4.1	6.9	0.000606	1	2.6463	-0.7187	3.25
N1	D1	COL2 Min	-4.2	-9.8	-0.000607	1	2.6463	-0.7187	3.25
N1	D1	COL3 Max	13.8	1.6	0.002014	1	2.6463	-0.7187	3.25
N1	D1	COL3 Min	-13.8	-3.4	-0.002015	1	2.6463	-0.7187	3.25
N1	D1	COL4 Max	4.1	7.4	0.000606	1	2.6463	-0.7187	3.25
N1	D1	COL4 Min	-4.2	-9.3	-0.000607	1	2.6463	-0.7187	3.25
N1	D1	CIM09 Max	3.2	-0.02388	0.00047	1	2.6463	-0.7187	3.25
N1	D1	CIM09 Min	-3.2	-1.2	-0.00047	1	2.6463	-0.7187	3.25
N1	D1	CIM10 Max	1	1.3	0.000141	1	2.6463	-0.7187	3.25
N1	D1	CIM10 Min	-1	-2.6	-0.000142	1	2.6463	-0.7187	3.25
N1	D1	CIM11	-0.006105	-1.1	-1E-06	1	2.6463	-0.7187	3.25
N1	D1	CIM12	-0.006946	-1.3	-1E-06	1	2.6463	-0.7187	3.25
N1	D1	CIM13 Max	2.4	-0.9	0.000355	1	2.6463	-0.7187	3.25
N1	D1	CIM13 Min	-2.4	-1.8	-0.000357	1	2.6463	-0.7187	3.25
N1	D1	CIM14 Max	0.7	0.2	0.000107	1	2.6463	-0.7187	3.25
N1	D1	CIM14 Min	-0.7	-2.8	-0.000108	1	2.6463	-0.7187	3.25
N1	D1	CIM15	-0.003259	-0.6	-2.646E-07	1	2.6463	-0.7187	3.25
N1	D1	COMB9	-0.009008	-1.7	-1E-06	1	2.6463	-0.7187	3.25
N1	D1	DER09	-0.009008	-1.7	-1E-06	1	2.6463	-0.7187	3.25
N1	D1	DERUD09	-0.009008	-1.7	-1E-06	1	2.6463	-0.7187	3.25
N1	D1	DERUD10	-0.00894	-1.7	-1E-06	1	2.6463	-0.7187	3.25
N1	D1	DER10	-0.00894	-1.7	-1E-06	1	2.6463	-0.7187	3.25
N1	D1	COMB10	-0.00894	-1.7	-1E-06	1	2.6463	-0.7187	3.25
N1	D1	COMB11	-0.0082	-1.5	-1E-06	1	2.6463	-0.7187	3.25
N1	D1	DER11	-0.0082	-1.5	-1E-06	1	2.6463	-0.7187	3.25
N1	D1	DERUD11	-0.0082	-1.5	-1E-06	1	2.6463	-0.7187	3.25

5.2 Story Results

Table 5.4 - Story Max/Avg Displacements

Story	Load Case/Combo	Direction	Maximum mm	Average mm	Ratio
N1	D	Y	1	1	1.001
N1	L	Y	0.3	0.3	1.001
N1	LR	Y	0.001455	0.001455	1
N1	EX Max	X	11.3	11.3	1
N1	EX Max	Y	4.8	4.8	1.001
N1	EY Max	Y	7.5	7.5	1
N1	DISX Max	X	4.2	4.2	1
N1	DISX Max	Y	1.8	1.8	1.001
N1	DISY Max	Y	2.8	2.8	1
N1	G	Y	0.1	0.1	1.001
N1	DERUX Max	X	1.8	1.8	1
N1	DERUX Max	Y	0.8	0.8	1.001
N1	DERUY Max	Y	1.2	1.2	1
N1	COMB1	Y	1.4	1.4	1.001
N1	COMB2	Y	1.6	1.6	1.001
N1	COMB3	Y	1.5	1.5	1.001
N1	COMB4	Y	1.5	1.5	1.001
N1	COMB5 Max	X	4.2	4.2	1
N1	COMB5 Max	Y	1.1	1.1	1.004
N1	COMB5 Min	X	4.2	4.2	1
N1	COMB5 Min	Y	4.1	4.1	1
N1	COMB6 Max	X	1.2	1.2	1
N1	COMB6 Max	Y	1.8	1.8	1.001
N1	COMB6 Min	X	1.3	1.3	1
N1	COMB6 Min	Y	4.8	4.8	1

Story	Load Case/Combo	Direction	Maximum mm	Average mm	Ratio
N1	COMB7 Max	X	1.3	1.3	1
N1	COMB7 Max	Y	2.4	2.4	1.001
N1	COMB7 Min	X	1.3	1.3	1
N1	COMB7 Min	Y	4.2	4.2	1
N1	COMB8 Max	X	4.2	4.2	1
N1	COMB8 Max	Y	1.7	1.7	1.002
N1	COMB8 Min	X	4.2	4.2	1
N1	COMB8 Min	Y	3.5	3.5	1
N1	ENVE Max	X	4.2	4.2	1
N1	ENVE Max	Y	2.4	2.4	1.001
N1	ENVE Min	X	4.2	4.2	1
N1	ENVE Min	Y	4.8	4.8	1
N1	CIM01	Y	1	1	1.001
N1	CIM02	Y	1.3	1.3	1.001
N1	CIM03	Y	1	1	1.001
N1	CIM04	Y	1.2	1.2	1.001
N1	CIM05 Max	X	2.9	2.9	1
N1	CIM05 Max	Y	0.8	0.8	1.003
N1	CIM05 Min	X	2.9	2.9	1
N1	CIM05 Min	Y	2.9	2.9	1
N1	CIM06 Max	X	0.9	0.9	1
N1	CIM06 Max	Y	1.3	1.3	1.001
N1	CIM06 Min	X	0.9	0.9	1
N1	CIM06 Min	Y	3.3	3.3	1
N1	CIM07 Max	X	2.2	2.2	1
N1	CIM07 Min	X	2.2	2.2	1
N1	CIM07 Min	Y	2.6	2.6	1
N1	CIM08 Max	X	0.7	0.7	1
N1	CIM08 Max	Y	0.5	0.5	1.004
N1	CIM08 Min	X	0.7	0.7	1
N1	CIM08 Min	Y	3	3	1
N1	DER01	Y	1.4	1.4	1.001
N1	DER02	Y	1.6	1.6	1.001
N1	DER03	Y	1.5	1.5	1.001
N1	DER04	Y	1.5	1.5	1.001
N1	DER05 Max	X	11.3	11.3	1
N1	DER05 Max	Y	3.3	3.3	1.002
N1	DER05 Min	X	11.3	11.3	1
N1	DER05 Min	Y	6.3	6.3	1.001
N1	DER06 Max	Y	6	6	1
N1	DER06 Min	Y	9	9	1
N1	DER07 Max	X	11.3	11.3	1
N1	DER07 Max	Y	3.9	3.9	1.002
N1	DER07 Min	X	11.3	11.3	1
N1	DER07 Min	Y	5.7	5.7	1.001
N1	DER08 Max	Y	6.6	6.6	1
N1	DER08 Min	Y	8.4	8.4	1
N1	DERUD01	Y	1.4	1.4	1.001
N1	DERUD02	Y	1.6	1.6	1.001
N1	DERUD03	Y	1.5	1.5	1.001
N1	DERUD04	Y	1.5	1.5	1.001
N1	DERUD05 Max	X	1.8	1.8	1
N1	DERUD05 Max	Y	0.7	0.7	1.004
N1	DERUD05 Min	X	1.8	1.8	1
N1	DERUD05 Min	Y	2.2	2.2	1
N1	DERUD06 Max	Y	0.3	0.3	1.006
N1	DERUD06 Min	Y	2.6	2.6	1.001
N1	DERUD07 Max	X	1.8	1.8	1
N1	DERUD07 Min	X	1.8	1.8	1
N1	DERUD07 Min	Y	1.7	1.7	1

Story	Load Case/Combo	Direction	Maximum mm	Average mm	Ratio
N1	DERUD08 Max	Y	0.2	0.2	1.005
N1	DERUD08 Min	Y	2.1	2.1	1
N1	VIG01 Max	X	8.3	8.3	1
N1	VIG01 Max	Y	3.7	3.7	1.002
N1	VIG01 Min	X	8.3	8.3	1
N1	VIG01 Min	Y	6.7	6.7	1
N1	VIG02 Max	X	2.5	2.5	1
N1	VIG02 Max	Y	5.1	5.1	1.001
N1	VIG02 Min	X	2.5	2.5	1
N1	VIG02 Min	Y	8.1	8.1	1
N1	VIG03 Max	X	8.3	8.3	1
N1	VIG03 Max	Y	4.3	4.3	1.001
N1	VIG03 Min	X	8.3	8.3	1
N1	VIG03 Min	Y	6.1	6.1	1.001
N1	VIG04 Max	X	2.5	2.5	1
N1	VIG04 Max	Y	5.7	5.7	1.001
N1	VIG04 Min	X	2.5	2.5	1
N1	VIG04 Min	Y	7.5	7.5	1
N1	COL1 Max	X	12.5	12.5	1
N1	COL1 Max	Y	6.4	6.4	1.001
N1	COL1 Min	X	12.5	12.5	1
N1	COL1 Min	Y	9.3	9.3	1.001
N1	COL2 Max	X	3.8	3.8	1
N1	COL2 Max	Y	8.5	8.5	1.001
N1	COL2 Min	X	3.8	3.8	1
N1	COL2 Min	Y	11.4	11.4	1
N1	COL3 Max	X	12.5	12.5	1
N1	COL3 Max	Y	6.9	6.9	1.001
N1	COL3 Min	X	12.5	12.5	1
N1	COL3 Min	Y	8.8	8.8	1.001
N1	COL4 Max	X	3.8	3.8	1
N1	COL4 Max	Y	9	9	1
N1	COL4 Min	X	3.8	3.8	1
N1	COL4 Min	Y	10.9	10.9	1
N1	CIM09 Max	X	2.9	2.9	1
N1	CIM09 Max	Y	1.2	1.2	1.002
N1	CIM09 Min	X	2.9	2.9	1
N1	CIM09 Min	Y	2.4	2.4	1
N1	CIM10 Max	X	0.9	0.9	1
N1	CIM10 Max	Y	1.7	1.7	1.001
N1	CIM10 Min	X	0.9	0.9	1
N1	CIM10 Min	Y	2.9	2.9	1
N1	CIM11	Y	1.2	1.1	1.001
N1	CIM12	Y	1.3	1.3	1.001
N1	CIM13 Max	X	2.2	2.2	1
N1	CIM13 Min	X	2.2	2.2	1
N1	CIM13 Min	Y	2.7	2.7	1
N1	CIM14 Max	X	0.7	0.7	1
N1	CIM14 Max	Y	0.4	0.4	1.005
N1	CIM14 Min	X	0.7	0.7	1
N1	CIM14 Min	Y	3.1	3.1	1
N1	CIM15	Y	0.6	0.6	1.001
N1	COMB9	Y	1.7	1.7	1.001
N1	DER09	Y	1.7	1.7	1.001
N1	DERUD09	Y	1.7	1.7	1.001
N1	DERUD10	Y	1.7	1.7	1.001
N1	DER10	Y	1.7	1.7	1.001
N1	COMB10	Y	1.7	1.7	1.001
N1	COMB11	Y	1.6	1.5	1.001
N1	DER11	Y	1.6	1.5	1.001

Story	Load Case/Combo	Direction	Maximum mm	Average mm	Ratio
N1	DERUD11	Y	1.6	1.5	1.001

Table 5.5 - Story Drifts

Story	Load Case/Combo	Direction	Drift	Label	X m	Y m	Z m
N1	D	Y	0.000315	3	5.3	0	3.25
N1	L	Y	8E-05	3	5.3	0	3.25
N1	LR	Y	4.478E-07	1	0	0	3.25
N1	EX Max	X	0.003467	3	5.3	0	3.25
N1	EX Max	Y	0.001482	1	0	0	3.25
N1	EY Max	Y	0.002313	1	0	0	3.25
N1	DISX Max	X	0.001282	3	5.3	0	3.25
N1	DISX Max	Y	0.000548	1	0	0	3.25
N1	DISY Max	Y	0.000855	1	0	0	3.25
N1	G	Y	4E-05	4	5.3	5.9	3.25
N1	DERUX Max	X	0.000557	3	5.3	0	3.25
N1	DERUX Max	Y	0.000233	1	0	0	3.25
N1	DERUY Max	Y	0.000355	1	0	0	3.25
N1	COMB1	Y	0.000441	3	5.3	0	3.25
N1	COMB2	Y	0.000506	3	5.3	0	3.25
N1	COMB3	Y	0.000457	3	5.3	0	3.25
N1	COMB4	Y	0.000458	3	5.3	0	3.25
N1	COMB5 Max	X	0.001281	3	5.3	0	3.25
N1	COMB5 Max	Y	0.000348	1	0	0	3.25
N1	COMB5 Min	X	0.001285	3	5.3	0	3.25
N1	COMB5 Min	Y	0.001261	1	0	0	3.25
N1	COMB6 Max	X	0.000384	3	5.3	0	3.25
N1	COMB6 Max	Y	0.000563	1	0	0	3.25
N1	COMB6 Min	X	0.000389	3	5.3	0	3.25
N1	COMB6 Min	Y	0.001477	3	5.3	0	3.25
N1	COMB7 Max	X	0.000385	3	5.3	0	3.25
N1	COMB7 Max	Y	0.000737	1	0	0	3.25
N1	COMB7 Min	X	0.000388	3	5.3	0	3.25
N1	COMB7 Min	Y	0.001303	3	5.3	0	3.25
N1	COMB8 Max	X	0.001281	3	5.3	0	3.25
N1	COMB8 Max	Y	0.000522	1	0	0	3.25
N1	COMB8 Min	X	0.001284	3	5.3	0	3.25
N1	COMB8 Min	Y	0.001087	1	0	0	3.25
N1	ENVE Max	X	0.001281	3	5.3	0	3.25
N1	ENVE Max	Y	0.000737	1	0	0	3.25
N1	ENVE Min	X	0.001285	3	5.3	0	3.25
N1	ENVE Min	Y	0.001477	3	5.3	0	3.25
N1	CIM01	Y	0.000315	3	5.3	0	3.25
N1	CIM02	Y	0.000395	3	5.3	0	3.25
N1	CIM03	Y	0.000314	3	5.3	0	3.25
N1	CIM04	Y	0.000374	3	5.3	0	3.25
N1	CIM05 Max	X	0.000896	3	5.3	0	3.25
N1	CIM05 Max	Y	0.000249	1	0	0	3.25
N1	CIM05 Min	X	0.0009	3	5.3	0	3.25
N1	CIM05 Min	Y	0.000877	1	0	0	3.25
N1	CIM06 Max	X	0.000269	3	5.3	0	3.25
N1	CIM06 Max	Y	0.0004	1	0	0	3.25
N1	CIM06 Min	X	0.000272	3	5.3	0	3.25
N1	CIM06 Min	Y	0.001028	3	5.3	0	3.25
N1	CIM07 Max	X	0.000678	3	5.3	0	3.25
N1	CIM07 Max	Y	5.4E-05	1	0	0	3.25
N1	CIM07 Min	X	0.000682	3	5.3	0	3.25
N1	CIM07 Min	Y	0.000801	3	5.3	0	3.25
N1	CIM08 Max	X	0.000204	3	5.3	0	3.25
N1	CIM08 Max	Y	0.000167	1	0	0	3.25

Story	Load Case/Combo	Direction	Drift	Label	X m	Y m	Z m
N1	CIM08 Min	X	0.000208	3	5.3	0	3.25
N1	CIM08 Min	Y	0.000915	3	5.3	0	3.25
N1	DER01	Y	0.000441	3	5.3	0	3.25
N1	DER02	Y	0.000506	3	5.3	0	3.25
N1	DER03	Y	0.000457	3	5.3	0	3.25
N1	DER04	Y	0.000458	3	5.3	0	3.25
N1	DER05 Max	X	0.003465	3	5.3	0	3.25
N1	DER05 Max	Y	0.001025	1	0	0	3.25
N1	DER05 Min	X	0.003469	3	5.3	0	3.25
N1	DER05 Min	Y	0.001939	1	0	0	3.25
N1	DER06 Max	Y	0.001857	1	0	0	3.25
N1	DER06 Min	Y	0.002771	3	5.3	0	3.25
N1	DER07 Max	X	0.003466	3	5.3	0	3.25
N1	DER07 Max	Y	0.001199	1	0	0	3.25
N1	DER07 Min	X	0.003469	3	5.3	0	3.25
N1	DER07 Min	Y	0.001764	1	0	0	3.25
N1	DER08 Max	Y	0.002031	1	0	0	3.25
N1	DER08 Min	Y	0.002596	3	5.3	0	3.25
N1	DERUD01	Y	0.000441	3	5.3	0	3.25
N1	DERUD02	Y	0.000506	3	5.3	0	3.25
N1	DERUD03	Y	0.000457	3	5.3	0	3.25
N1	DERUD04	Y	0.000458	3	5.3	0	3.25
N1	DERUD05 Max	X	0.000555	3	5.3	0	3.25
N1	DERUD05 Max	Y	0.000226	3	5.3	0	3.25
N1	DERUD05 Min	X	0.000559	3	5.3	0	3.25
N1	DERUD05 Min	Y	0.00069	3	5.3	0	3.25
N1	DERUD06 Max	Y	0.000103	3	5.3	0	3.25
N1	DERUD06 Min	Y	0.000813	3	5.3	0	3.25
N1	DERUD07 Max	X	0.000556	3	5.3	0	3.25
N1	DERUD07 Max	Y	5.2E-05	4	5.3	5.9	3.25
N1	DERUD07 Min	X	0.000558	3	5.3	0	3.25
N1	DERUD07 Min	Y	0.000515	1	0	0	3.25
N1	DERUD08 Max	Y	7.2E-05	1	0	0	3.25
N1	DERUD08 Min	Y	0.000638	3	5.3	0	3.25
N1	VIG01 Max	X	0.002563	3	5.3	0	3.25
N1	VIG01 Max	Y	0.001153	1	0	0	3.25
N1	VIG01 Min	X	0.002568	3	5.3	0	3.25
N1	VIG01 Min	Y	0.002066	1	0	0	3.25
N1	VIG02 Max	X	0.000771	3	5.3	0	3.25
N1	VIG02 Max	Y	0.001583	1	0	0	3.25
N1	VIG02 Min	X	0.000775	3	5.3	0	3.25
N1	VIG02 Min	Y	0.002497	1	0	0	3.25
N1	VIG03 Max	X	0.002564	3	5.3	0	3.25
N1	VIG03 Max	Y	0.001327	1	0	0	3.25
N1	VIG03 Min	X	0.002567	3	5.3	0	3.25
N1	VIG03 Min	Y	0.001892	1	0	0	3.25
N1	VIG04 Max	X	0.000772	3	5.3	0	3.25
N1	VIG04 Max	Y	0.001757	1	0	0	3.25
N1	VIG04 Min	X	0.000774	3	5.3	0	3.25
N1	VIG04 Min	Y	0.002322	1	0	0	3.25
N1	COL1 Max	X	0.003846	3	5.3	0	3.25
N1	COL1 Max	Y	0.001957	1	0	0	3.25
N1	COL1 Min	X	0.003851	3	5.3	0	3.25
N1	COL1 Min	Y	0.002871	1	0	0	3.25
N1	COL2 Max	X	0.001157	3	5.3	0	3.25
N1	COL2 Max	Y	0.002603	1	0	0	3.25
N1	COL2 Min	X	0.001162	3	5.3	0	3.25
N1	COL2 Min	Y	0.003516	1	0	0	3.25
N1	COL3 Max	X	0.003847	3	5.3	0	3.25
N1	COL3 Max	Y	0.002132	1	0	0	3.25

Story	Load Case/Combo	Direction	Drift	Label	X m	Y m	Z m
N1	COL3 Min	X	0.00385	3	5.3	0	3.25
N1	COL3 Min	Y	0.002697	1	0	0	3.25
N1	COL4 Max	X	0.001158	3	5.3	0	3.25
N1	COL4 Max	Y	0.002777	1	0	0	3.25
N1	COL4 Min	X	0.001161	3	5.3	0	3.25
N1	COL4 Min	Y	0.003342	1	0	0	3.25
N1	CIM09 Max	X	0.000897	3	5.3	0	3.25
N1	CIM09 Max	Y	0.000375	1	0	0	3.25
N1	CIM09 Min	X	0.000899	3	5.3	0	3.25
N1	CIM09 Min	Y	0.000752	1	0	0	3.25
N1	CIM10 Max	X	0.00027	3	5.3	0	3.25
N1	CIM10 Max	Y	0.000526	1	0	0	3.25
N1	CIM10 Min	X	0.000271	3	5.3	0	3.25
N1	CIM10 Min	Y	0.000902	3	5.3	0	3.25
N1	CIM11	Y	0.000354	3	5.3	0	3.25
N1	CIM12	Y	0.000404	3	5.3	0	3.25
N1	CIM13 Max	X	0.000678	3	5.3	0	3.25
N1	CIM13 Min	X	0.000682	3	5.3	0	3.25
N1	CIM13 Min	Y	0.000831	3	5.3	0	3.25
N1	CIM14 Max	X	0.000204	3	5.3	0	3.25
N1	CIM14 Max	Y	0.000138	1	0	0	3.25
N1	CIM14 Min	X	0.000208	3	5.3	0	3.25
N1	CIM14 Min	Y	0.000945	3	5.3	0	3.25
N1	CIM15	Y	0.000189	3	5.3	0	3.25
N1	COMB9	Y	0.000526	3	5.3	0	3.25
N1	DER09	Y	0.000526	3	5.3	0	3.25
N1	DERUD09	Y	0.000526	3	5.3	0	3.25
N1	DERUD10	Y	0.000521	3	5.3	0	3.25
N1	DER10	Y	0.000521	3	5.3	0	3.25
N1	COMB10	Y	0.000521	3	5.3	0	3.25
N1	COMB11	Y	0.000477	3	5.3	0	3.25
N1	DER11	Y	0.000477	3	5.3	0	3.25
N1	DERUD11	Y	0.000477	3	5.3	0	3.25

Table 5.6 - Story Max/Avg Drifts

Story	Load Case/Combo	Direction	Max Drift mm	Avg Drift mm	Ratio
N1	D	Y	1	1	1.006
N1	L	Y	0.3	0.3	1.012
N1	LR	Y	0.001455	8.837E-06	164.699
N1	EX Max	X	11.3	8.3	1.365
N1	EX Max	Y	4.8	4.8	1.008
N1	EY Max	Y	7.5	7.5	1.004
N1	DISX Max	X	4.2	3.1	1.365
N1	DISX Max	Y	1.8	1.8	1.008
N1	DISY Max	Y	2.8	2.8	1.004
N1	G	Y	0.1	0.1	1.013
N1	DERUX Max	X	1.8	1.2	1.466
N1	DERUX Max	Y	0.8	0.7	1.008
N1	DERUY Max	Y	1.2	1.1	1.004
N1	COMB1	Y	1.4	1.4	1.006
N1	COMB2	Y	1.6	1.6	1.007
N1	COMB3	Y	1.5	1.5	1.005
N1	COMB4	Y	1.5	1.5	1.006
N1	COMB5 Max	X	4.2	3	1.365
N1	COMB5 Max	Y	1.1	1.1	1.01
N1	COMB5 Min	X	4.2	3.1	1.366
N1	COMB5 Min	Y	4.1	4.1	1.006
N1	COMB6 Max	X	1.2	0.9	1.366
N1	COMB6 Max	Y	1.8	1.8	1.005

Story	Load Case/Combo	Direction	Max Drift mm	Avg Drift mm	Ratio
N1	COMB6 Min	X	1.3	0.9	1.367
N1	COMB6 Min	Y	4.8	4.8	1.005
N1	COMB7 Max	X	1.3	0.9	1.365
N1	COMB7 Max	Y	2.4	2.4	1.006
N1	COMB7 Min	X	1.3	0.9	1.366
N1	COMB7 Min	Y	4.2	4.2	1.005
N1	COMB8 Max	X	4.2	3.1	1.365
N1	COMB8 Max	Y	1.7	1.7	1.009
N1	COMB8 Min	X	4.2	3.1	1.365
N1	COMB8 Min	Y	3.5	3.5	1.006
N1	ENVE Max	X	4.2	3.1	1.365
N1	ENVE Max	Y	2.4	2.4	1.006
N1	ENVE Min	X	4.2	3.1	1.366
N1	ENVE Min	Y	4.8	4.8	1.005
N1	CIM01	Y	1	1	1.006
N1	CIM02	Y	1.3	1.3	1.007
N1	CIM03	Y	1	1	1.004
N1	CIM04	Y	1.2	1.2	1.006
N1	CIM05 Max	X	2.9	2.1	1.366
N1	CIM05 Max	Y	0.8	0.8	1.012
N1	CIM05 Min	X	2.9	2.1	1.366
N1	CIM05 Min	Y	2.9	2.8	1.006
N1	CIM06 Max	X	0.9	0.6	1.366
N1	CIM06 Max	Y	1.3	1.3	1.006
N1	CIM06 Min	X	0.9	0.6	1.368
N1	CIM06 Min	Y	3.3	3.3	1.005
N1	CIM07 Max	X	2.2	1.6	1.366
N1	CIM07 Max	Y	0.2	0.2	1.032
N1	CIM07 Min	X	2.2	1.6	1.366
N1	CIM07 Min	Y	2.6	2.6	1.005
N1	CIM08 Max	X	0.7	0.5	1.367
N1	CIM08 Max	Y	0.5	0.5	1.008
N1	CIM08 Min	X	0.7	0.5	1.369
N1	CIM08 Min	Y	3	3	1.005
N1	DER01	Y	1.4	1.4	1.006
N1	DER02	Y	1.6	1.6	1.007
N1	DER03	Y	1.5	1.5	1.005
N1	DER04	Y	1.5	1.5	1.006
N1	DER05 Max	X	11.3	8.2	1.365
N1	DER05 Max	Y	3.3	3.3	1.01
N1	DER05 Min	X	11.3	8.3	1.365
N1	DER05 Min	Y	6.3	6.3	1.007
N1	DER06 Max	Y	6	6	1.004
N1	DER06 Min	Y	9	9	1.005
N1	DER07 Max	X	11.3	8.3	1.365
N1	DER07 Max	Y	3.9	3.9	1.009
N1	DER07 Min	X	11.3	8.3	1.365
N1	DER07 Min	Y	5.7	5.7	1.007
N1	DER08 Max	Y	6.6	6.6	1.005
N1	DER08 Min	Y	8.4	8.4	1.004
N1	DERUD01	Y	1.4	1.4	1.006
N1	DERUD02	Y	1.6	1.6	1.007
N1	DERUD03	Y	1.5	1.5	1.005
N1	DERUD04	Y	1.5	1.5	1.006
N1	DERUD05 Max	X	1.8	1.2	1.469
N1	DERUD05 Max	Y	0.7	0.7	1.008
N1	DERUD05 Min	X	1.8	1.2	1.468
N1	DERUD05 Min	Y	2.2	2.2	1.006
N1	DERUD06 Max	Y	0.3	0.3	1.016
N1	DERUD06 Min	Y	2.6	2.6	1.006

Story	Load Case/Combo	Direction	Max Drift mm	Avg Drift mm	Ratio
N1	DERUD07 Max	X	1.8	1.2	1.468
N1	DERUD07 Max	Y	0.2	0.2	1.019
N1	DERUD07 Min	X	1.8	1.2	1.468
N1	DERUD07 Min	Y	1.7	1.7	1.006
N1	DERUD08 Max	Y	0.2	0.2	1.009
N1	DERUD08 Min	Y	2.1	2.1	1.005
N1	VIG01 Max	X	8.3	6.1	1.365
N1	VIG01 Max	Y	3.7	3.7	1.008
N1	VIG01 Min	X	8.3	6.1	1.365
N1	VIG01 Min	Y	6.7	6.7	1.006
N1	VIG02 Max	X	2.5	1.8	1.365
N1	VIG02 Max	Y	5.1	5.1	1.005
N1	VIG02 Min	X	2.5	1.8	1.366
N1	VIG02 Min	Y	8.1	8.1	1.005
N1	VIG03 Max	X	8.3	6.1	1.365
N1	VIG03 Max	Y	4.3	4.3	1.008
N1	VIG03 Min	X	8.3	6.1	1.365
N1	VIG03 Min	Y	6.1	6.1	1.006
N1	VIG04 Max	X	2.5	1.8	1.365
N1	VIG04 Max	Y	5.7	5.7	1.005
N1	VIG04 Min	X	2.5	1.8	1.365
N1	VIG04 Min	Y	7.5	7.5	1.005
N1	COL1 Max	X	12.5	9.2	1.365
N1	COL1 Max	Y	6.4	6.3	1.007
N1	COL1 Min	X	12.5	9.2	1.365
N1	COL1 Min	Y	9.3	9.3	1.007
N1	COL2 Max	X	3.8	2.8	1.365
N1	COL2 Max	Y	8.5	8.4	1.005
N1	COL2 Min	X	3.8	2.8	1.365
N1	COL2 Min	Y	11.4	11.4	1.005
N1	COL3 Max	X	12.5	9.2	1.365
N1	COL3 Max	Y	6.9	6.9	1.007
N1	COL3 Min	X	12.5	9.2	1.365
N1	COL3 Min	Y	8.8	8.7	1.007
N1	COL4 Max	X	3.8	2.8	1.364
N1	COL4 Max	Y	9	9	1.005
N1	COL4 Min	X	3.8	2.8	1.365
N1	COL4 Min	Y	10.9	10.8	1.005
N1	CIM09 Max	X	2.9	2.1	1.365
N1	CIM09 Max	Y	1.2	1.2	1.009
N1	CIM09 Min	X	2.9	2.1	1.365
N1	CIM09 Min	Y	2.4	2.4	1.006
N1	CIM10 Max	X	0.9	0.6	1.365
N1	CIM10 Max	Y	1.7	1.7	1.006
N1	CIM10 Min	X	0.9	0.6	1.366
N1	CIM10 Min	Y	2.9	2.9	1.005
N1	CIM11	Y	1.2	1.1	1.004
N1	CIM12	Y	1.3	1.3	1.005
N1	CIM13 Max	X	2.2	1.6	1.366
N1	CIM13 Min	X	2.2	1.6	1.366
N1	CIM13 Min	Y	2.7	2.7	1.005
N1	CIM14 Max	X	0.7	0.5	1.367
N1	CIM14 Max	Y	0.4	0.4	1.011
N1	CIM14 Min	X	0.7	0.5	1.369
N1	CIM14 Min	Y	3.1	3.1	1.005
N1	CIM15	Y	0.6	0.6	1.006
N1	COMB9	Y	1.7	1.7	1.007
N1	DER09	Y	1.7	1.7	1.007
N1	DERUD09	Y	1.7	1.7	1.007
N1	DERUD10	Y	1.7	1.7	1.005

Story	Load Case/Combo	Direction	Max Drift mm	Avg Drift mm	Ratio
N1	DER10	Y	1.7	1.7	1.005
N1	COMB10	Y	1.7	1.7	1.005
N1	COMB11	Y	1.6	1.5	1.006
N1	DER11	Y	1.6	1.5	1.006
N1	DERUD11	Y	1.6	1.5	1.006

Table 5.7 - Story Forces

Story	Load Case/Combo	Location	P kN	VX kN	VY kN	T kN-m	MX kN-m	MY kN-m
N1	D	Top	213.2242	0	0	-2.104E-05	158.4846	-564.3936
N1	D	Bottom	262.229	0	0	-2.104E-05	302.8064	-694.2552
N1	L	Top	25.38	0	0	-5.5E-06	-30.4319	-67.0985
N1	L	Bottom	25.38	0	0	-5.5E-06	-30.4935	-67.0982
N1	LR	Top	15.635	0	0	0	46.1232	-41.4327
N1	LR	Bottom	15.635	0	0	0	46.1235	-41.4327
N1	EX Max	Top	0	250.6696	0.5611	829.9277	1.479E-06	0.0001
N1	EX Max	Bottom	0	250.6696	0.5611	829.9277	1.8278	816.8752
N1	EY Max	Top	0	0.4234	250.329	662.4057	0.0004	1.04E-06
N1	EY Max	Bottom	0	0.4234	250.329	662.4057	815.353	1.3795
N1	DISX Max	Top	0	92.7032	0.2075	306.9259	5.47E-07	4.577E-05
N1	DISX Max	Bottom	0	92.7032	0.2075	306.9259	0.676	302.0988
N1	DISY Max	Top	0	0.1566	92.5773	244.9725	0.0002	0
N1	DISY Max	Bottom	0	0.1566	92.5773	244.9725	301.5359	0.5102
N1	W	Top	0	0	0	0	0	0
N1	W	Bottom	0	0	0	0	0	0
N1	G	Top	43.96	0	0	-2.902E-06	77.0306	-116.4148
N1	G	Bottom	43.96	0	0	-2.902E-06	77.0002	-116.4146
N1	DERUX Max	Top	0	38.586	0.0833	111.244	0	1.832E-05
N1	DERUX Max	Bottom	0	38.586	0.0833	111.244	0.2714	125.7588
N1	DERUY Max	Top	0	0.0668	38.4073	101.6272	0.0001	0
N1	DERUY Max	Bottom	0	0.0668	38.4073	101.6272	125.0974	0.2176
N1	COMB1	Top	298.5138	0	0	-2.945E-05	221.8785	-790.151
N1	COMB1	Bottom	367.1206	0	0	-2.945E-05	423.9289	-971.9573
N1	COMB2	Top	304.2945	0	0	-3.408E-05	164.5522	-805.3462
N1	COMB2	Bottom	363.1003	0	0	-3.408E-05	337.6398	-961.1798
N1	COMB3	Top	306.265	0	0	-3.086E-05	233.5469	-810.6632
N1	COMB3	Bottom	365.0708	0	0	-3.086E-05	406.6717	-966.4969
N1	COMB4	Top	289.0665	0	0	-3.078E-05	182.8113	-765.0871
N1	COMB4	Bottom	347.8723	0	0	-3.078E-05	355.9359	-920.9209
N1	COMB5 Max	Top	281.249	92.7502	27.9807	380.4176	159.7498	-744.3707
N1	COMB5 Max	Bottom	340.0548	92.7502	27.9807	380.4176	424.0109	-597.9526
N1	COMB5 Min	Top	281.249	-92.7502	-27.9807	-380.4177	159.7497	-744.3708
N1	COMB5 Min	Bottom	340.0548	-92.7502	-27.9807	-380.4177	241.7374	-1202.4564
N1	COMB6 Max	Top	281.249	27.9676	92.6395	337.0503	159.7499	-744.3708
N1	COMB6 Max	Bottom	340.0548	27.9676	92.6395	337.0503	634.6128	-809.0647
N1	COMB6 Min	Top	281.249	-27.9676	-92.6395	-337.0503	159.7496	-744.3708
N1	COMB6 Min	Bottom	340.0548	-27.9676	-92.6395	-337.0503	31.1355	-991.3443
N1	COMB7 Max	Top	191.9018	27.9676	92.6395	337.0503	142.6363	-507.9542
N1	COMB7 Max	Bottom	236.0061	27.9676	92.6395	337.0503	574.2644	-533.6899
N1	COMB7 Min	Top	191.9018	-27.9676	-92.6395	-337.0503	142.636	-507.9542
N1	COMB7 Min	Bottom	236.0061	-27.9676	-92.6395	-337.0503	-29.2129	-715.9695
N1	COMB8 Max	Top	191.9018	92.7502	27.9807	380.4176	142.6362	-507.9542
N1	COMB8 Max	Bottom	236.0061	92.7502	27.9807	380.4176	363.6624	-322.5778
N1	COMB8 Min	Top	191.9018	-92.7502	-27.9807	-380.4177	142.6361	-507.9543
N1	COMB8 Min	Bottom	236.0061	-92.7502	-27.9807	-380.4177	181.389	-927.0816
N1	ENVE Max	Top	306.265	92.7502	92.6395	380.4176	233.5469	-507.9542
N1	ENVE Max	Bottom	367.1206	92.7502	92.6395	380.4176	634.6128	-322.5778
N1	ENVE Min	Top	191.9018	-92.7502	-92.6395	-380.4177	142.636	-810.6632
N1	ENVE Min	Bottom	236.0061	-92.7502	-92.6395	-380.4177	-29.2129	-1202.4564
N1	CIM01	Top	213.2242	0	0	-2.104E-05	158.4846	-564.3936

Story	Load Case/Combo	Location	P kN	VX kN	VY kN	T kN-m	MX kN-m	MY kN-m
N1	CIM01	Bottom	262.229	0	0	-2.104E-05	302.8064	-694.2552
N1	CIM02	Top	238.6042	0	0	-2.654E-05	128.0528	-631.4921
N1	CIM02	Bottom	287.609	0	0	-2.654E-05	272.3129	-761.3534
N1	CIM03	Top	228.8592	0	0	-2.111E-05	204.6079	-605.8263
N1	CIM03	Bottom	277.864	0	0	-2.111E-05	348.9298	-735.688
N1	CIM04	Top	243.9854	0	0	-2.522E-05	170.2532	-645.792
N1	CIM04	Bottom	292.9902	0	0	-2.522E-05	314.5288	-775.6535
N1	CIM05 Max	Top	213.2242	64.9252	19.5865	266.2923	158.4847	-564.3935
N1	CIM05 Max	Bottom	262.229	64.9252	19.5865	266.2923	366.6021	-482.6789
N1	CIM05 Min	Top	213.2242	-64.9252	-19.5865	-266.2924	158.4846	-564.3936
N1	CIM05 Min	Bottom	262.229	-64.9252	-19.5865	-266.2924	239.0107	-905.8315
N1	CIM06 Max	Top	213.2242	19.5773	64.8477	235.9352	158.4847	-564.3936
N1	CIM06 Max	Bottom	262.229	19.5773	64.8477	235.9352	514.0234	-630.4573
N1	CIM06 Min	Top	213.2242	-19.5773	-64.8477	-235.9352	158.4845	-564.3936
N1	CIM06 Min	Bottom	262.229	-19.5773	-64.8477	-235.9352	91.5893	-758.0531
N1	CIM07 Max	Top	243.9854	49.1578	14.9223	201.8663	170.2532	-645.792
N1	CIM07 Max	Bottom	292.9902	49.1578	14.9223	201.8663	363.1328	-615.4595
N1	CIM07 Min	Top	243.9854	-49.1578	-14.9223	-201.8664	170.2532	-645.792
N1	CIM07 Min	Bottom	292.9902	-49.1578	-14.9223	-201.8664	265.9249	-935.8474
N1	CIM08 Max	Top	243.9854	14.9155	49.0992	178.9436	170.2533	-645.792
N1	CIM08 Max	Bottom	292.9902	14.9155	49.0992	178.9436	474.451	-727.0472
N1	CIM08 Min	Top	243.9854	-14.9155	-49.0992	-178.9436	170.2531	-645.792
N1	CIM08 Min	Bottom	292.9902	-14.9155	-49.0992	-178.9436	154.6067	-824.2597
N1	DER01	Top	298.5138	0	0	-2.945E-05	221.8785	-790.151
N1	DER01	Bottom	367.1206	0	0	-2.945E-05	423.9289	-971.9573
N1	DER02	Top	304.2945	0	0	-3.408E-05	164.5522	-805.3462
N1	DER02	Bottom	363.1003	0	0	-3.408E-05	337.6398	-961.1798
N1	DER03	Top	306.265	0	0	-3.086E-05	233.5469	-810.6632
N1	DER03	Bottom	365.0708	0	0	-3.086E-05	406.6717	-966.4969
N1	DER04	Top	289.0665	0	0	-3.078E-05	182.8113	-765.0871
N1	DER04	Bottom	347.8723	0	0	-3.078E-05	355.9359	-920.9209
N1	DER05 Max	Top	281.249	250.6696	0.5611	829.9276	159.7497	-744.3706
N1	DER05 Max	Bottom	340.0548	250.6696	0.5611	829.9276	334.7019	-83.3293
N1	DER05 Min	Top	281.249	-250.6696	-0.5611	-829.9277	159.7497	-744.3709
N1	DER05 Min	Bottom	340.0548	-250.6696	-0.5611	-829.9277	331.0464	-1717.0797
N1	DER06 Max	Top	281.249	0.4234	250.329	662.4057	159.7501	-744.3708
N1	DER06 Max	Bottom	340.0548	0.4234	250.329	662.4057	1148.2271	-898.825
N1	DER06 Min	Top	281.249	-0.4234	-250.329	-662.4057	159.7493	-744.3708
N1	DER06 Min	Bottom	340.0548	-0.4234	-250.329	-662.4057	-482.4788	-901.584
N1	DER07 Max	Top	191.9018	250.6696	0.5611	829.9276	142.6362	-507.9541
N1	DER07 Max	Bottom	236.0061	250.6696	0.5611	829.9276	274.3535	192.0455
N1	DER07 Min	Top	191.9018	-250.6696	-0.5611	-829.9277	142.6362	-507.9543
N1	DER07 Min	Bottom	236.0061	-250.6696	-0.5611	-829.9277	270.6979	-1441.7049
N1	DER08 Max	Top	191.9018	0.4234	250.329	662.4057	142.6366	-507.9542
N1	DER08 Max	Bottom	236.0061	0.4234	250.329	662.4057	1087.8787	-623.4502
N1	DER08 Min	Top	191.9018	-0.4234	-250.329	-662.4057	142.6358	-507.9542
N1	DER08 Min	Bottom	236.0061	-0.4234	-250.329	-662.4057	-542.8273	-626.2092
N1	DERUD01	Top	298.5138	0	0	-2.945E-05	221.8785	-790.151
N1	DERUD01	Bottom	367.1206	0	0	-2.945E-05	423.9289	-971.9573
N1	DERUD02	Top	304.2945	0	0	-3.408E-05	164.5522	-805.3462
N1	DERUD02	Bottom	363.1003	0	0	-3.408E-05	337.6398	-961.1798
N1	DERUD03	Top	306.265	0	0	-3.086E-05	233.5469	-810.6632
N1	DERUD03	Bottom	365.0708	0	0	-3.086E-05	406.6717	-966.4969
N1	DERUD04	Top	289.0665	0	0	-3.078E-05	182.8113	-765.0871
N1	DERUD04	Bottom	347.8723	0	0	-3.078E-05	355.9359	-920.9209
N1	DERUD05 Max	Top	281.249	38.586	0.0833	111.244	159.7497	-744.3708
N1	DERUD05 Max	Bottom	340.0548	38.586	0.0833	111.244	333.1456	-774.4456
N1	DERUD05 Min	Top	281.249	-38.586	-0.0833	-111.2441	159.7497	-744.3708
N1	DERUD05 Min	Bottom	340.0548	-38.586	-0.0833	-111.2441	332.6027	-1025.9633
N1	DERUD06 Max	Top	281.249	0.0668	38.4073	101.6272	159.7498	-744.3708

Story	Load Case/Combo	Location	P kN	VX kN	VY kN	T kN-m	MX kN-m	MY kN-m
N1	DERUD06 Max	Bottom	340.0548	0.0668	38.4073	101.6272	457.9716	-899.9869
N1	DERUD06 Min	Top	281.249	-0.0668	-38.4073	-101.6273	159.7496	-744.3708
N1	DERUD06 Min	Bottom	340.0548	-0.0668	-38.4073	-101.6273	207.7767	-900.4221
N1	DERUD07 Max	Top	191.9018	38.586	0.0833	111.244	142.6362	-507.9542
N1	DERUD07 Max	Bottom	236.0061	38.586	0.0833	111.244	272.7972	-499.0708
N1	DERUD07 Min	Top	191.9018	-38.586	-0.0833	-111.244	142.6362	-507.9542
N1	DERUD07 Min	Bottom	236.0061	-38.586	-0.0833	-111.244	272.2543	-750.5885
N1	DERUD08 Max	Top	191.9018	0.0668	38.4073	101.6272	142.6362	-507.9542
N1	DERUD08 Max	Bottom	236.0061	0.0668	38.4073	101.6272	397.6232	-624.6121
N1	DERUD08 Min	Top	191.9018	-0.0668	-38.4073	-101.6273	142.6361	-507.9542
N1	DERUD08 Min	Bottom	236.0061	-0.0668	-38.4073	-101.6273	147.4283	-625.0473
N1	VIG01 Max	Top	281.249	185.5004	55.9614	760.8353	159.7498	-744.3707
N1	VIG01 Max	Bottom	340.0548	185.5004	55.9614	760.8353	515.1476	-295.7008
N1	VIG01 Min	Top	281.249	-185.5004	-55.9614	-760.8354	159.7496	-744.3709
N1	VIG01 Min	Bottom	340.0548	-185.5004	-55.9614	-760.8354	150.6007	-1504.7082
N1	VIG02 Max	Top	281.249	55.9351	185.2791	674.1006	159.75	-744.3707
N1	VIG02 Max	Bottom	340.0548	55.9351	185.2791	674.1006	936.3515	-717.9249
N1	VIG02 Min	Top	281.249	-55.9351	-185.2791	-674.1006	159.7494	-744.3708
N1	VIG02 Min	Bottom	340.0548	-55.9351	-185.2791	-674.1006	-270.6032	-1082.4841
N1	VIG03 Max	Top	191.9018	185.5004	55.9614	760.8353	142.6363	-507.9541
N1	VIG03 Max	Bottom	236.0061	185.5004	55.9614	760.8353	454.7992	-20.326
N1	VIG03 Min	Top	191.9018	-185.5004	-55.9614	-760.8354	142.6361	-507.9543
N1	VIG03 Min	Bottom	236.0061	-185.5004	-55.9614	-760.8354	90.2523	-1229.3334
N1	VIG04 Max	Top	191.9018	55.9351	185.2791	674.1006	142.6365	-507.9542
N1	VIG04 Max	Bottom	236.0061	55.9351	185.2791	674.1006	876.003	-442.5501
N1	VIG04 Min	Top	191.9018	-55.9351	-185.2791	-674.1006	142.6359	-507.9542
N1	VIG04 Min	Bottom	236.0061	-55.9351	-185.2791	-674.1006	-330.9516	-807.1093
N1	COL1 Max	Top	281.249	278.2507	83.942	1141.253	159.7498	-744.3706
N1	COL1 Max	Bottom	340.0548	278.2507	83.942	1141.253	606.2843	6.5511
N1	COL1 Min	Top	281.249	-278.2507	-83.942	-1141.253	159.7496	-744.3709
N1	COL1 Min	Bottom	340.0548	-278.2507	-83.942	-1141.253	59.464	-1806.9601
N1	COL2 Max	Top	281.249	83.9027	277.9186	1011.1509	159.7502	-744.3707
N1	COL2 Max	Bottom	340.0548	83.9027	277.9186	1011.1509	1238.0901	-626.785
N1	COL2 Min	Top	281.249	-83.9027	-277.9186	-1011.1509	159.7492	-744.3708
N1	COL2 Min	Bottom	340.0548	-83.9027	-277.9186	-1011.1509	-572.3418	-1173.6239
N1	COL3 Max	Top	191.9018	278.2507	83.942	1141.253	142.6363	-507.9541
N1	COL3 Max	Bottom	236.0061	278.2507	83.942	1141.253	545.9359	281.9259
N1	COL3 Min	Top	191.9018	-278.2507	-83.942	-1141.253	142.636	-507.9543
N1	COL3 Min	Bottom	236.0061	-278.2507	-83.942	-1141.253	-0.8844	-1531.5853
N1	COL4 Max	Top	191.9018	83.9027	277.9186	1011.1509	142.6366	-507.9542
N1	COL4 Max	Bottom	236.0061	83.9027	277.9186	1011.1509	1177.7417	-351.4102
N1	COL4 Min	Top	191.9018	-83.9027	-277.9186	-1011.1509	142.6357	-507.9542
N1	COL4 Min	Bottom	236.0061	-83.9027	-277.9186	-1011.1509	-632.6902	-898.2491
N1	CIM09 Max	Top	127.9345	64.9252	19.5865	266.2924	95.0908	-338.6361
N1	CIM09 Max	Bottom	157.3374	64.9252	19.5865	266.2924	245.4795	-204.9768
N1	CIM09 Min	Top	127.9345	-64.9252	-19.5865	-266.2924	95.0908	-338.6362
N1	CIM09 Min	Bottom	157.3374	-64.9252	-19.5865	-266.2924	117.8881	-628.1294
N1	CIM10 Max	Top	127.9345	19.5773	64.8477	235.9352	95.0909	-338.6361
N1	CIM10 Max	Bottom	157.3374	19.5773	64.8477	235.9352	392.9009	-352.7553
N1	CIM10 Min	Top	127.9345	-19.5773	-64.8477	-235.9352	95.0907	-338.6361
N1	CIM10 Min	Bottom	157.3374	-19.5773	-64.8477	-235.9352	-29.5332	-480.351
N1	CIM11	Top	257.1842	0	0	-2.394E-05	235.5152	-680.8083
N1	CIM11	Bottom	306.189	0	0	-2.394E-05	379.8066	-810.6698
N1	CIM12	Top	265.2292	0	0	-2.734E-05	193.4337	-702.0285
N1	CIM12	Bottom	314.234	0	0	-2.734E-05	337.6864	-831.8899
N1	CIM13 Max	Top	265.2292	49.1578	14.9223	201.8663	193.4337	-702.0285
N1	CIM13 Max	Bottom	314.234	49.1578	14.9223	201.8663	386.2904	-671.6959
N1	CIM13 Min	Top	265.2292	-49.1578	-14.9223	-201.8664	193.4336	-702.0285
N1	CIM13 Min	Bottom	314.234	-49.1578	-14.9223	-201.8664	289.0824	-992.0839
N1	CIM14 Max	Top	265.2292	14.9155	49.0992	178.9436	193.4337	-702.0285

Story	Load Case/Combo	Location	P kN	VX kN	VY kN	T kN-m	MX kN-m	MY kN-m
N1	CIM14 Max	Bottom	314.234	14.9155	49.0992	178.9436	497.6086	-783.2837
N1	CIM14 Min	Top	265.2292	-14.9155	-49.0992	-178.9436	193.4336	-702.0285
N1	CIM14 Min	Bottom	314.234	-14.9155	-49.0992	-178.9436	177.7642	-880.4961
N1	CIM15	Top	127.9345	0	0	-1.262E-05	95.0908	-338.6361
N1	CIM15	Bottom	157.3374	0	0	-1.262E-05	181.6838	-416.5531
N1	COMB9	Top	318.457	0	0	-3.549E-05	180.0059	-842.8372
N1	COMB9	Bottom	377.2628	0	0	-3.549E-05	353.0782	-998.6707
N1	DER09	Top	318.457	0	0	-3.549E-05	180.0059	-842.8372
N1	DER09	Bottom	377.2628	0	0	-3.549E-05	353.0782	-998.6707
N1	DERUD09	Top	318.457	0	0	-3.549E-05	180.0059	-842.8372
N1	DERUD09	Bottom	377.2628	0	0	-3.549E-05	353.0782	-998.6707
N1	DERUD10	Top	351.585	0	0	-3.539E-05	282.9986	-930.6344
N1	DERUD10	Bottom	410.3908	0	0	-3.539E-05	456.0745	-1086.4679
N1	DER10	Top	351.585	0	0	-3.539E-05	282.9986	-930.6344
N1	DER10	Bottom	410.3908	0	0	-3.539E-05	456.0745	-1086.4679
N1	COMB10	Top	351.585	0	0	-3.539E-05	282.9986	-930.6344
N1	COMB10	Bottom	410.3908	0	0	-3.539E-05	456.0745	-1086.4679
N1	COMB11	Top	303.229	0	0	-3.219E-05	198.265	-802.5781
N1	COMB11	Bottom	362.0348	0	0	-3.219E-05	371.3742	-958.4118
N1	DER11	Top	303.229	0	0	-3.219E-05	198.265	-802.5781
N1	DER11	Bottom	362.0348	0	0	-3.219E-05	371.3742	-958.4118
N1	DERUD11	Top	303.229	0	0	-3.219E-05	198.265	-802.5781
N1	DERUD11	Bottom	362.0348	0	0	-3.219E-05	371.3742	-958.4118

5.3 Point Results

Table 5.8 - Joint Reactions

Story	Joint Label	Unique Name	Load Case/Combo	FX kN	FY kN	FZ kN	MX kN-m	MY kN-m	MZ kN-m
Base	1	13	D	12.9212	-4.4562	102.5395	-4.1671	13.7481	0.0044
Base	1	13	L	2.7535	-2.8521	14.536	0.7593	2.9311	0.0013
Base	1	13	LR	-1.234E-05	1.4379	3.9086	-1.5123	-1.309E-05	0
Base	1	13	EX Max	103.8729	47.5095	35.7223	92.347	208.3658	18.0716
Base	1	13	EY Max	0.1463	62.6816	24.5457	132.0011	0.2947	0.0215
Base	1	13	DISX Max	38.4145	17.5701	13.2109	34.152	77.0583	6.6833
Base	1	13	DISY Max	0.0541	23.1811	9.0775	48.817	0.109	0.0079
Base	1	13	W	0	0	0	0	0	0
Base	1	13	G	1.3767	1.4498	15.0852	-2.6449	1.4655	0.0006
Base	1	13	DERUX Max	16.7018	7.4958	5.6273	14.5372	33.4901	2.836
Base	1	13	DERUY Max	0.0241	9.6173	3.7658	20.2531	0.0484	0.0036
Base	1	13	COMB1	18.0897	-6.2387	143.5553	-5.8339	19.2474	0.0061
Base	1	13	COMB2	19.911	-9.1918	148.2593	-4.5417	21.1875	0.0073
Base	1	13	COMB3	18.2589	-5.8989	143.8372	-6.6608	19.4288	0.0065
Base	1	13	COMB4	18.2589	-7.4806	139.5377	-4.9973	19.4289	0.0065
Base	1	13	COMB5 Max	56.6897	16.3248	153.5176	44.5559	96.5199	6.6922
Base	1	13	COMB5 Min	-20.1719	-32.7239	121.6492	-53.0383	-57.6622	-6.6791
Base	1	13	COMB6 Max	29.8374	20.2526	150.6242	54.8214	42.6553	2.0195
Base	1	13	COMB6 Min	6.6804	-36.6516	124.5426	-63.3038	-3.7976	-2.0064
Base	1	13	COMB7 Max	23.2076	24.4415	105.3264	55.3122	35.5998	2.0169
Base	1	13	COMB7 Min	0.0506	-32.4627	79.2447	-62.813	-10.8532	-2.009
Base	1	13	COMB8 Max	50.0599	20.5138	108.2197	45.0467	89.4643	6.6896
Base	1	13	COMB8 Min	-26.8017	-28.535	76.3514	-52.5475	-64.7177	-6.6817
Base	1	13	ENVE Max	56.6897	24.4415	153.5176	55.3122	96.5199	6.6922
Base	1	13	ENVE Min	-26.8017	-36.6516	76.3514	-63.3038	-64.7177	-6.6817
Base	1	13	CIM01	12.9212	-4.4562	102.5395	-4.1671	13.7481	0.0044
Base	1	13	CIM02	15.6747	-7.3083	117.0755	-3.4078	16.6792	0.0056
Base	1	13	CIM03	12.9212	-3.0183	106.4481	-5.6794	13.7481	0.0044
Base	1	13	CIM04	14.9863	-5.5168	116.373	-4.7318	15.9464	0.0053
Base	1	13	CIM05 Max	39.8227	12.7108	113.6934	29.9909	67.7118	4.6843
Base	1	13	CIM05 Min	-13.9804	-21.6233	91.3856	-38.325	-40.2156	-4.6756
Base	1	13	CIM06 Max	21.0261	15.4602	111.6681	37.1767	30.0066	1.4134

Story	Joint Label	Unique Name	Load Case/Combo	FX kN	FY kN	FZ kN	MX kN-m	MY kN-m	MZ kN-m
Base	1	13	CIM06 Min	4.8163	-24.3727	93.4109	-45.5109	-2.5104	-1.4047
Base	1	13	CIM07 Max	35.3547	7.5043	124.8271	21.1795	56.8048	3.5487
Base	1	13	CIM07 Min	-5.3821	-18.5379	107.9188	-30.6431	-24.9119	-3.5381
Base	1	13	CIM08 Max	21.1613	9.5803	123.2978	26.6055	28.3335	1.0789
Base	1	13	CIM08 Min	8.8113	-20.614	109.4481	-36.0691	3.5594	-1.0682
Base	1	13	DER01	18.0897	-6.2387	143.5553	-5.8339	19.2474	0.0061
Base	1	13	DER02	19.911	-9.1918	148.2593	-4.5417	21.1875	0.0073
Base	1	13	DER03	18.2589	-5.8989	143.8372	-6.6608	19.4288	0.0065
Base	1	13	DER04	18.2589	-7.4806	139.5377	-4.9973	19.4289	0.0065
Base	1	13	DER05 Max	122.1319	39.3099	173.3057	88.1058	227.7946	18.0781
Base	1	13	DER05 Min	-85.614	-55.709	101.8611	-96.5881	-188.9369	-18.065
Base	1	13	DER06 Max	18.4053	54.4821	162.1291	127.76	19.7235	0.028
Base	1	13	DER06 Min	18.1126	-70.8812	113.0377	-136.2423	19.1342	-0.015
Base	1	13	DER07 Max	115.502	43.4988	128.0078	88.5966	220.7391	18.0755
Base	1	13	DER07 Min	-92.2439	-51.5201	56.5633	-96.0973	-195.9925	-18.0676
Base	1	13	DER08 Max	11.7754	58.671	116.8312	128.2508	12.668	0.0254
Base	1	13	DER08 Min	11.4827	-66.6922	67.7399	-135.7515	12.0786	-0.0175
Base	1	13	DERUD01	18.0897	-6.2387	143.5553	-5.8339	19.2474	0.0061
Base	1	13	DERUD02	19.911	-9.1918	148.2593	-4.5417	21.1875	0.0073
Base	1	13	DERUD03	18.2589	-5.8989	143.8372	-6.6608	19.4288	0.0065
Base	1	13	DERUD04	18.2589	-7.4806	139.5377	-4.9973	19.4289	0.0065
Base	1	13	DERUD05 Max	34.9607	-0.7038	143.2107	10.296	52.9189	2.8425
Base	1	13	DERUD05 Min	1.5571	-15.6953	131.9561	-18.7783	-14.0612	-2.8295
Base	1	13	DERUD06 Max	18.283	1.4178	141.3492	16.0119	19.4773	0.0101
Base	1	13	DERUD06 Min	18.2348	-17.8169	133.8176	-24.4943	19.3805	0.0029
Base	1	13	DERUD07 Max	28.3309	3.4852	97.9129	10.7868	45.8634	2.84
Base	1	13	DERUD07 Min	-5.0727	-11.5064	86.6582	-18.2875	-21.1168	-2.8321
Base	1	13	DERUD08 Max	11.6531	5.6067	96.0514	16.5027	12.4217	0.0076
Base	1	13	DERUD08 Min	11.605	-13.6279	88.5197	-24.0035	12.3249	0.0003
Base	1	13	VIG01 Max	95.1205	40.8492	169.4517	93.353	173.6109	13.3778
Base	1	13	VIG01 Min	-58.6027	-57.2483	105.7151	-101.8353	-134.7532	-13.3648
Base	1	13	VIG02 Max	41.4159	48.7046	163.665	113.884	65.8818	4.0324
Base	1	13	VIG02 Min	-4.8981	-65.1037	111.5018	-122.3664	-27.0241	-4.0193
Base	1	13	VIG03 Max	88.4906	45.0382	124.1539	93.8438	166.5554	13.3753
Base	1	13	VIG03 Min	-65.2325	-53.0594	60.4172	-101.3445	-141.8088	-13.3673
Base	1	13	VIG04 Max	34.786	52.8936	118.3672	114.3748	58.8262	4.0298
Base	1	13	VIG04 Min	-11.5279	-60.9148	66.2039	-121.8755	-34.0796	-4.0219
Base	1	13	COL1 Max	133.5513	65.3736	185.3859	142.15	250.702	20.0635
Base	1	13	COL1 Min	-97.0334	-81.7727	89.7809	-150.6324	-211.8442	-20.0504
Base	1	13	COL2 Max	52.9944	77.1567	176.7058	172.9466	89.1083	6.0453
Base	1	13	COL2 Min	-16.4765	-93.5558	98.461	-181.4289	-50.2506	-6.0323
Base	1	13	COL3 Max	126.9214	69.5625	140.088	142.6409	243.6464	20.0609
Base	1	13	COL3 Min	-103.6633	-77.5838	44.4831	-150.1416	-218.8998	-20.053
Base	1	13	COL4 Max	46.3645	81.3457	131.408	173.4374	82.0527	6.0427
Base	1	13	COL4 Min	-23.1064	-89.3669	53.1631	-180.9381	-57.3061	-6.0348
Base	1	13	CIM09 Max	34.6543	14.4933	72.6776	31.6577	62.2126	4.6826
Base	1	13	CIM09 Min	-19.1488	-19.8408	50.3698	-36.6582	-45.7149	-4.6773
Base	1	13	CIM10 Max	15.8577	17.2427	70.6523	38.8436	24.5074	1.4117
Base	1	13	CIM10 Min	-0.3522	-22.5902	52.3951	-43.8441	-8.0097	-1.4064
Base	1	13	CIM11	14.2979	-3.0064	117.6247	-6.812	15.2136	0.005
Base	1	13	CIM12	16.0188	-5.5079	124.7554	-5.5813	17.0456	0.0058
Base	1	13	CIM13 Max	36.3872	7.5132	133.2096	20.33	57.904	3.5492
Base	1	13	CIM13 Min	-4.3495	-18.529	116.3012	-31.4925	-23.8127	-3.5376
Base	1	13	CIM14 Max	22.1939	9.5892	131.6802	25.756	29.4327	1.0793
Base	1	13	CIM14 Min	9.8438	-20.6051	117.8306	-36.9186	4.6585	-1.0677
Base	1	13	CIM15	7.7527	-2.6737	61.5237	-2.5003	8.2489	0.0026
Base	1	13	COMB9	20.5994	-9.1859	153.8476	-5.108	21.9203	0.0076
Base	1	13	DER09	20.5994	-9.1859	153.8476	-5.108	21.9203	0.0076
Base	1	13	DERUD09	20.5994	-9.1859	153.8476	-5.108	21.9203	0.0076
Base	1	13	DERUD10	20.4617	-5.8799	161.7197	-8.473	21.7737	0.0075

Story	Joint Label	Unique Name	Load Case/Combo	FX kN	FY kN	FZ kN	MX kN-m	MY kN-m	MZ kN-m
Base	1	13	DER10	20.4617	-5.8799	161.7197	-8.473	21.7737	0.0075
Base	1	13	COMB10	20.4617	-5.8799	161.7197	-8.473	21.7737	0.0075
Base	1	13	COMB11	18.9473	-7.4746	145.126	-5.5636	20.1616	0.0068
Base	1	13	DER11	18.9473	-7.4746	145.126	-5.5636	20.1616	0.0068
Base	1	13	DERUD11	18.9473	-7.4746	145.126	-5.5636	20.1616	0.0068
Base	2	15	D	2.8578	4.4276	28.6747	-13.4955	3.0219	0.0101
Base	2	15	L	0.117	2.8466	-1.8215	-5.2296	0.126	0.0016
Base	2	15	LR	0.0002	-1.4379	3.9089	1.5115	0.0006	-0.0001
Base	2	15	EX Max	45.7174	41.5217	22.9478	85.3541	94.0678	16.8259
Base	2	15	EY Max	0.0854	62.4935	24.4748	131.1126	0.1748	0.0199
Base	2	15	DISX Max	16.9073	15.3557	8.4866	31.5659	34.7884	6.2226
Base	2	15	DISY Max	0.0316	23.1115	9.0513	48.4884	0.0647	0.0073
Base	2	15	W	0	0	0	0	0	0
Base	2	15	G	0.059	-1.4525	6.907	0.4083	0.0641	0.0007
Base	2	15	DERUX Max	5.7108	6.5135	3.396	13.3949	11.7816	2.6488
Base	2	15	DERUY Max	0.0127	9.5884	3.7552	20.1167	0.0259	0.0033
Base	2	15	COMB1	4.0009	6.1986	40.1446	-18.8936	4.2307	0.0142
Base	2	15	COMB2	3.6166	9.1487	33.4497	-23.8061	3.8281	0.0147
Base	2	15	COMB3	3.5467	5.859	38.8424	-19.0057	3.7531	0.0137
Base	2	15	COMB4	3.5464	7.4407	34.5426	-20.6683	3.7525	0.0137
Base	2	15	COMB5 Max	20.4631	30.4488	43.7901	24.6883	38.56	6.2386
Base	2	15	COMB5 Min	-13.3705	-14.1294	21.3861	-67.5365	-31.0555	-6.211
Base	2	15	COMB6 Max	8.6501	35.8779	44.1854	36.5341	14.2534	1.8879
Base	2	15	COMB6 Min	-1.5575	-19.5585	20.9908	-79.3823	-6.7489	-1.8604
Base	2	15	COMB7 Max	7.6758	31.703	37.4045	45.8123	13.2209	1.8832
Base	2	15	COMB7 Min	-2.5318	-23.7334	14.2099	-70.1041	-7.7815	-1.865
Base	2	15	COMB8 Max	19.4888	26.2739	37.0092	33.9665	37.5275	6.2339
Base	2	15	COMB8 Min	-14.3448	-18.3043	14.6052	-58.2583	-32.0881	-6.2157
Base	2	15	ENVE Max	20.4631	35.8779	44.1854	45.8123	38.56	6.2386
Base	2	15	ENVE Min	-14.3448	-23.7334	14.2099	-79.3823	-32.0881	-6.2157
Base	2	15	CIM01	2.8578	4.4276	28.6747	-13.4955	3.0219	0.0101
Base	2	15	CIM02	2.9747	7.2742	26.8532	-18.725	3.1479	0.0117
Base	2	15	CIM03	2.858	2.9896	32.5836	-11.9839	3.0225	0.01
Base	2	15	CIM04	2.9457	5.4841	30.2402	-16.284	3.1168	0.0113
Base	2	15	CIM05 Max	14.6995	20.0299	36.5161	18.7832	27.3873	4.3675
Base	2	15	CIM05 Min	-8.984	-11.1748	20.8333	-45.7741	-21.3435	-4.3473
Base	2	15	CIM06 Max	6.4304	23.8303	36.7928	27.0753	10.3727	1.322
Base	2	15	CIM06 Min	-0.7149	-14.9752	20.5566	-54.0662	-4.3289	-1.3018
Base	2	15	CIM07 Max	11.9116	17.3204	36.1864	8.2041	21.565	3.3104
Base	2	15	CIM07 Min	-6.0203	-6.3523	24.2941	-40.772	-15.3314	-3.2879
Base	2	15	CIM08 Max	5.6676	20.1901	36.3953	14.4654	8.7172	1.0108
Base	2	15	CIM08 Min	0.2238	-9.2219	24.0852	-47.0334	-2.4836	-0.9882
Base	2	15	DER01	4.0009	6.1986	40.1446	-18.8936	4.2307	0.0142
Base	2	15	DER02	3.6166	9.1487	33.4497	-23.8061	3.8281	0.0147
Base	2	15	DER03	3.5467	5.859	38.8424	-19.0057	3.7531	0.0137
Base	2	15	DER04	3.5464	7.4407	34.5426	-20.6683	3.7525	0.0137
Base	2	15	DER05 Max	49.2637	49.6814	55.5359	63.93	97.82	16.8397
Base	2	15	DER05 Min	-42.1711	-33.362	9.6404	-106.7782	-90.3155	-16.8121
Base	2	15	DER06 Max	3.6317	70.6532	57.0629	109.6885	3.9271	0.0336
Base	2	15	DER06 Min	3.4609	-54.3338	8.1133	-152.5367	3.5774	-0.0061
Base	2	15	DER07 Max	48.2893	45.5065	48.755	73.2082	96.7875	16.835
Base	2	15	DER07 Min	-43.1454	-37.5369	2.8595	-97.5	-91.348	-16.8168
Base	2	15	DER08 Max	2.6574	66.4783	50.282	118.9667	2.8946	0.029
Base	2	15	DER08 Min	2.4865	-58.5087	1.3324	-143.2585	2.5449	-0.0108
Base	2	15	DERUD01	4.0009	6.1986	40.1446	-18.8936	4.2307	0.0142
Base	2	15	DERUD02	3.6166	9.1487	33.4497	-23.8061	3.8281	0.0147
Base	2	15	DERUD03	3.5467	5.859	38.8424	-19.0057	3.7531	0.0137
Base	2	15	DERUD04	3.5464	7.4407	34.5426	-20.6683	3.7525	0.0137
Base	2	15	DERUD05 Max	9.2571	14.6731	35.9842	-8.0292	15.5338	2.6625
Base	2	15	DERUD05 Min	-2.1645	1.6462	29.1921	-34.819	-8.0293	-2.635

Story	Joint Label	Unique Name	Load Case/Combo	FX kN	FY kN	FZ kN	MX kN-m	MY kN-m	MZ kN-m
Base	2	15	DERUD06 Max	3.559	17.7481	36.3433	-1.3074	3.7782	0.0171
Base	2	15	DERUD06 Min	3.5336	-1.4288	28.833	-41.5408	3.7263	0.0104
Base	2	15	DERUD07 Max	8.2828	10.4983	29.2033	1.249	14.5013	2.6579
Base	2	15	DERUD07 Min	-3.1388	-2.5287	22.4112	-25.5408	-9.0619	-2.6397
Base	2	15	DERUD08 Max	2.5847	13.5732	29.5624	7.9708	2.7456	0.0124
Base	2	15	DERUD08 Min	2.5593	-5.6036	22.0521	-32.2626	2.6938	0.0058
Base	2	15	VIG01 Max	37.3799	52.7379	54.9921	70.8007	73.3678	12.4634
Base	2	15	VIG01 Min	-30.2873	-36.4185	10.1842	-113.6489	-65.8633	-12.4358
Base	2	15	VIG02 Max	13.7539	63.5961	55.7828	94.4922	24.7546	3.762
Base	2	15	VIG02 Min	-6.6613	-47.2767	9.3935	-137.3404	-17.2501	-3.7345
Base	2	15	VIG03 Max	36.4056	48.563	48.2112	80.0789	72.3353	12.4587
Base	2	15	VIG03 Min	-31.2616	-40.5934	3.4032	-104.3707	-66.8958	-12.4405
Base	2	15	VIG04 Max	12.7796	59.4212	49.0018	103.7704	23.7221	3.7573
Base	2	15	VIG04 Min	-7.6356	-51.4516	2.6126	-128.0622	-18.2826	-3.7392
Base	2	15	COL1 Max	54.2967	75.027	66.1941	116.913	108.1756	18.6882
Base	2	15	COL1 Min	-47.2041	-58.7077	-1.0178	-159.7612	-100.6711	-18.6606
Base	2	15	COL2 Max	18.8577	91.3143	67.3801	152.4504	35.2558	5.6361
Base	2	15	COL2 Min	-11.7651	-74.9949	-2.2038	-195.2986	-27.7513	-5.6086
Base	2	15	COL3 Max	53.3223	70.8521	59.4132	126.1912	107.143	18.6835
Base	2	15	COL3 Min	-48.1784	-62.8825	-7.7988	-150.4831	-101.7036	-18.6653
Base	2	15	COL4 Max	17.8834	87.1394	60.5992	161.7286	34.2232	5.6315
Base	2	15	COL4 Min	-12.7394	-79.1698	-8.9847	-186.0204	-28.7838	-5.6133
Base	2	15	CIM09 Max	13.5564	18.2589	25.0462	24.1814	26.1786	4.3634
Base	2	15	CIM09 Min	-10.1271	-12.9458	9.3634	-40.3759	-22.5523	-4.3513
Base	2	15	CIM10 Max	5.2873	22.0593	25.3229	32.4734	9.164	1.318
Base	2	15	CIM10 Min	-1.858	-16.7462	9.0867	-48.668	-5.5377	-1.3058
Base	2	15	CIM11	2.9167	2.975	35.5817	-13.0872	3.086	0.0108
Base	2	15	CIM12	2.9897	5.4731	32.4889	-17.1114	3.1644	0.0118
Base	2	15	CIM13 Max	11.9556	17.3095	38.435	7.3766	21.6126	3.311
Base	2	15	CIM13 Min	-5.9762	-6.3632	26.5428	-41.5995	-15.2837	-3.2873
Base	2	15	CIM14 Max	5.7116	20.1791	38.6439	13.638	8.7648	1.0114
Base	2	15	CIM14 Min	0.2678	-9.2329	26.3338	-47.8608	-2.436	-0.9877
Base	2	15	CIM15	1.7147	2.6565	17.2048	-8.0973	1.8131	0.0061
Base	2	15	COMB9	3.646	9.1414	34.9488	-24.3577	3.8599	0.0151
Base	2	15	DER09	3.646	9.1414	34.9488	-24.3577	3.8599	0.0151
Base	2	15	DERUD09	3.646	9.1414	34.9488	-24.3577	3.8599	0.0151
Base	2	15	DERUD10	3.6406	5.8356	43.6394	-20.7709	3.8548	0.0149
Base	2	15	DER10	3.6406	5.8356	43.6394	-20.7709	3.8548	0.0149
Base	2	15	COMB10	3.6406	5.8356	43.6394	-20.7709	3.8548	0.0149
Base	2	15	COMB11	3.5758	7.4334	36.0417	-21.22	3.7843	0.0141
Base	2	15	DER11	3.5758	7.4334	36.0417	-21.22	3.7843	0.0141
Base	2	15	DERUD11	3.5758	7.4334	36.0417	-21.22	3.7843	0.0141
Base	3	16	D	-12.95	-4.4176	102.3618	-4.2284	-13.6895	0.0044
Base	3	16	L	-2.7592	-2.8473	14.4931	0.7484	-2.9154	0.0013
Base	3	16	LR	1.239E-05	1.4379	3.9086	-1.5123	1.314E-05	0
Base	3	16	EX Max	103.9239	47.4102	35.7749	92.1406	208.4193	18.0716
Base	3	16	EY Max	0.1461	62.6732	24.4669	131.9782	0.2944	0.0215
Base	3	16	DISX Max	38.4334	17.5334	13.2304	34.0757	77.0781	6.6833
Base	3	16	DISY Max	0.054	23.178	9.0484	48.8085	0.1089	0.0079
Base	3	16	W	0	0	0	0	0	0
Base	3	16	G	-1.3796	1.4522	15.0638	-2.6504	-1.4577	0.0006
Base	3	16	DERUX Max	16.71	7.4772	5.6358	14.4982	33.4987	2.836
Base	3	16	DERUY Max	0.024	9.6155	3.754	20.2486	0.0484	0.0036
Base	3	16	COMB1	-18.1301	-6.1846	143.3066	-5.9198	-19.1653	0.0061
Base	3	16	COMB2	-19.9548	-9.1378	147.9775	-4.6327	-21.092	0.0073
Base	3	16	COMB3	-18.2993	-5.8478	143.5811	-6.7453	-19.3428	0.0065
Base	3	16	COMB4	-18.2993	-7.4295	139.2816	-5.0818	-19.3428	0.0065
Base	3	16	COMB5 Max	20.1503	16.3383	153.2722	44.3926	57.768	6.6922
Base	3	16	COMB5 Min	-56.7489	-32.6352	121.3824	-53.0439	-96.4536	-6.6791
Base	3	16	COMB6 Max	-6.7152	20.2896	150.3448	54.7055	3.8895	2.0195

Story	Joint Label	Unique Name	Load Case/Combo	FX kN	FY kN	FZ kN	MX kN-m	MY kN-m	MZ kN-m
Base	3	16	COMB6 Min	-29.8833	-36.5864	124.3098	-63.3569	-42.5751	-2.0064
Base	3	16	COMB7 Max	-0.071	24.4621	105.1432	55.2256	10.9118	2.0169
Base	3	16	COMB7 Min	-23.2391	-32.4138	79.1081	-62.8368	-35.5529	-2.009
Base	3	16	COMB8 Max	26.7946	20.5109	108.0705	44.9127	64.7902	6.6896
Base	3	16	COMB8 Min	-50.1046	-28.4626	76.1808	-52.5238	-89.4314	-6.6817
Base	3	16	ENVE Max	26.7946	24.4621	153.2722	55.2256	64.7902	6.6922
Base	3	16	ENVE Min	-56.7489	-36.5864	76.1808	-63.3569	-96.4536	-6.6817
Base	3	16	CIM01	-12.95	-4.4176	102.3618	-4.2284	-13.6895	0.0044
Base	3	16	CIM02	-15.7093	-7.2649	116.855	-3.48	-16.6049	0.0056
Base	3	16	CIM03	-12.95	-2.9797	106.2704	-5.7407	-13.6895	0.0044
Base	3	16	CIM04	-15.0195	-5.4746	116.1631	-4.8013	-15.876	0.0053
Base	3	16	CIM05 Max	13.9647	12.7231	113.5232	29.8743	40.288	4.6843
Base	3	16	CIM05 Min	-39.8648	-21.5583	91.2004	-38.3312	-67.6671	-4.6756
Base	3	16	CIM06 Max	-4.8412	15.489	111.4741	37.0934	2.5731	1.4134
Base	3	16	CIM06 Min	-21.0589	-24.3242	93.2496	-45.5502	-29.9521	-1.4047
Base	3	16	CIM07 Max	5.3589	7.5265	124.623	21.0682	24.9928	3.5487
Base	3	16	CIM07 Min	-35.3978	-18.4758	107.7033	-30.6708	-56.7449	-3.5381
Base	3	16	CIM08 Max	-8.8415	9.615	123.0756	26.5193	-3.4858	1.0789
Base	3	16	CIM08 Min	-21.1974	-20.5643	109.2506	-36.1219	-28.2662	-1.0682
Base	3	16	DER01	-18.1301	-6.1846	143.3066	-5.9198	-19.1653	0.0061
Base	3	16	DER02	-19.9548	-9.1378	147.9775	-4.6327	-21.092	0.0073
Base	3	16	DER03	-18.2993	-5.8478	143.5811	-6.7453	-19.3428	0.0065
Base	3	16	DER04	-18.2993	-7.4295	139.2816	-5.0818	-19.3428	0.0065
Base	3	16	DER05 Max	85.6246	39.2618	173.1022	87.8149	189.0765	18.0781
Base	3	16	DER05 Min	-122.2232	-55.5586	101.5524	-96.4662	-227.7621	-18.065
Base	3	16	DER06 Max	-18.1532	54.5248	161.7943	127.6525	-19.0484	0.028
Base	3	16	DER06 Min	-18.4454	-70.8217	112.8604	-136.3039	-19.6372	-0.015
Base	3	16	DER07 Max	92.2689	43.4344	127.9005	88.335	196.0987	18.0755
Base	3	16	DER07 Min	-115.579	-51.386	56.3508	-95.9461	-220.7399	-18.0676
Base	3	16	DER08 Max	-11.5089	58.6974	116.5926	128.1726	-12.0262	0.0254
Base	3	16	DER08 Min	-11.8011	-66.6491	67.6587	-135.7838	-12.615	-0.0175
Base	3	16	DERUD01	-18.1301	-6.1846	143.3066	-5.9198	-19.1653	0.0061
Base	3	16	DERUD02	-19.9548	-9.1378	147.9775	-4.6327	-21.092	0.0073
Base	3	16	DERUD03	-18.2993	-5.8478	143.5811	-6.7453	-19.3428	0.0065
Base	3	16	DERUD04	-18.2993	-7.4295	139.2816	-5.0818	-19.3428	0.0065
Base	3	16	DERUD05 Max	-1.5893	-0.6712	142.9631	10.1726	14.1559	2.8425
Base	3	16	DERUD05 Min	-35.0093	-15.6256	131.6915	-18.8239	-52.8415	-2.8295
Base	3	16	DERUD06 Max	-18.2753	1.4671	141.0813	15.9229	-19.2944	0.0101
Base	3	16	DERUD06 Min	-18.3233	-17.7639	133.5733	-24.5742	-19.3912	0.0029
Base	3	16	DERUD07 Max	5.055	3.5013	97.7615	10.6927	21.1782	2.84
Base	3	16	DERUD07 Min	-28.3651	-11.453	86.4898	-18.3038	-45.8193	-2.8321
Base	3	16	DERUD08 Max	-11.631	5.6397	95.8797	16.443	-12.2722	0.0076
Base	3	16	DERUD08 Min	-11.6791	-13.5914	88.3716	-24.0541	-12.3689	0.0003
Base	3	16	VIG01 Max	58.5999	40.8251	169.2171	93.1108	134.8788	13.3778
Base	3	16	VIG01 Min	-95.1985	-57.1219	105.4375	-101.7621	-173.5644	-13.3648
Base	3	16	VIG02 Max	4.8688	48.7276	163.3624	113.7368	27.1218	4.0324
Base	3	16	VIG02 Min	-41.4674	-65.0244	111.2923	-122.3881	-65.8074	-4.0193
Base	3	16	VIG03 Max	65.2442	44.9977	124.0154	93.6309	141.901	13.3753
Base	3	16	VIG03 Min	-88.5543	-52.9493	60.2359	-101.242	-166.5422	-13.3673
Base	3	16	VIG04 Max	11.5131	52.9001	118.1607	114.2569	34.1441	4.0298
Base	3	16	VIG04 Min	-34.8231	-60.8518	66.0906	-121.868	-58.7852	-4.0219
Base	3	16	COL1 Max	97.0495	65.3119	185.162	141.829	211.9896	20.0635
Base	3	16	COL1 Min	-133.6481	-81.6087	89.4927	-150.4803	-250.6752	-20.0504
Base	3	16	COL2 Max	16.4529	77.1655	176.3799	172.768	50.3542	6.0453
Base	3	16	COL2 Min	-53.0515	-93.4624	98.2747	-181.4193	-89.0398	-6.0323
Base	3	16	COL3 Max	103.6938	69.4844	139.9603	142.3491	219.0119	20.0609
Base	3	16	COL3 Min	-127.0039	-77.4361	44.291	-149.9602	-243.653	-20.053
Base	3	16	COL4 Max	23.0971	81.3381	131.1782	173.2881	57.3764	6.0427
Base	3	16	COL4 Min	-46.4072	-89.2898	53.0731	-180.8992	-82.0175	-6.0348
Base	3	16	CIM09 Max	19.1447	14.4902	72.5785	31.5657	45.7639	4.6826

Story	Joint Label	Unique Name	Load Case/Combo	FX kN	FY kN	FZ kN	MX kN-m	MY kN-m	MZ kN-m
Base	3	16	CIM09 Min	-34.6848	-19.7913	50.2557	-36.6398	-62.1913	-4.6773
Base	3	16	CIM10 Max	0.3388	17.256	70.5294	38.7848	8.0489	1.4117
Base	3	16	CIM10 Min	-15.8789	-22.5572	52.3048	-43.8589	-24.4763	-1.4064
Base	3	16	CIM11	-14.3296	-2.9654	117.4256	-6.8788	-15.1472	0.005
Base	3	16	CIM12	-16.0542	-5.4639	124.5295	-5.6548	-16.9693	0.0058
Base	3	16	CIM13 Max	4.3242	7.5372	132.9893	20.2146	23.8995	3.5492
Base	3	16	CIM13 Min	-36.4325	-18.4651	116.0697	-31.5243	-57.8381	-3.5376
Base	3	16	CIM14 Max	-9.8762	9.6257	131.442	25.6658	-4.5791	1.0793
Base	3	16	CIM14 Min	-22.2322	-20.5536	117.617	-36.9755	-29.3595	-1.0677
Base	3	16	CIM15	-7.77	-2.6506	61.4171	-2.537	-8.2137	0.0026
Base	3	16	COMB9	-20.6446	-9.1307	153.5551	-5.2018	-21.8208	0.0076
Base	3	16	DER09	-20.6446	-9.1307	153.5551	-5.2018	-21.8208	0.0076
Base	3	16	DERUD09	-20.6446	-9.1307	153.5551	-5.2018	-21.8208	0.0076
Base	3	16	DERUD10	-20.5066	-5.8249	161.4293	-8.5662	-21.675	0.0075
Base	3	16	DER10	-20.5066	-5.8249	161.4293	-8.5662	-21.675	0.0075
Base	3	16	COMB10	-20.5066	-5.8249	161.4293	-8.5662	-21.675	0.0075
Base	3	16	COMB11	-18.9891	-7.4223	144.8592	-5.6508	-20.0716	0.0068
Base	3	16	DER11	-18.9891	-7.4223	144.8592	-5.6508	-20.0716	0.0068
Base	3	16	DERUD11	-18.9891	-7.4223	144.8592	-5.6508	-20.0716	0.0068
Base	4	18	D	-2.8289	4.4463	28.653	-13.5358	-2.9574	-0.0007
Base	4	18	L	-0.1112	2.8527	-1.8276	-5.2419	-0.1128	0.0009
Base	4	18	LR	-0.0002	-1.4379	3.9089	1.5115	-0.0006	0.0001
Base	4	18	EX Max	45.7178	41.4267	22.8968	85.1543	94.0682	16.8259
Base	4	18	EY Max	0.0942	62.4807	24.5378	131.0873	0.1958	0.02
Base	4	18	DISX Max	16.9075	15.3205	8.4677	31.492	34.7885	6.2226
Base	4	18	DISY Max	0.0348	23.1068	9.0746	48.479	0.0724	0.0074
Base	4	18	W	0	0	0	0	0	0
Base	4	18	G	-0.0561	-1.4494	6.904	0.4021	-0.0575	0.0006
Base	4	18	DERUX Max	5.7109	6.4953	3.3878	13.3568	11.7817	2.6488
Base	4	18	DERUY Max	0.0141	9.586	3.7647	20.1119	0.0293	0.0034
Base	4	18	COMB1	-3.9605	6.2248	40.1141	-18.9501	-4.1403	-0.001
Base	4	18	COMB2	-3.5728	9.181	33.4138	-23.8742	-3.7296	0.0007
Base	4	18	COMB3	-3.5063	5.8876	38.8102	-19.0664	-3.6625	0.0002
Base	4	18	COMB4	-3.506	7.4693	34.5104	-20.7291	-3.6619	0.0001
Base	4	18	COMB5 Max	13.412	30.4408	43.746	24.5508	31.1486	6.2249
Base	4	18	COMB5 Min	-20.4238	-14.0643	21.3658	-67.5205	-38.4719	-6.2247
Base	4	18	COMB6 Max	1.6012	35.8912	44.1709	36.4418	6.8473	1.8743
Base	4	18	COMB6 Min	-8.613	-19.5147	20.941	-79.4115	-14.1706	-1.8741
Base	4	18	COMB7 Max	2.561	31.7046	37.4026	45.7444	7.8473	1.8736
Base	4	18	COMB7 Min	-7.6531	-23.7013	14.1727	-70.1089	-13.1706	-1.8748
Base	4	18	COMB8 Max	14.3719	26.2542	36.9778	33.8535	32.1486	6.2242
Base	4	18	COMB8 Min	-19.4639	-18.2509	14.5975	-58.2179	-37.4719	-6.2254
Base	4	18	ENVE Max	14.3719	35.8912	44.1709	45.7444	32.1486	6.2249
Base	4	18	ENVE Min	-20.4238	-23.7013	14.1727	-79.4115	-38.4719	-6.2254
Base	4	18	CIM01	-2.8289	4.4463	28.653	-13.5358	-2.9574	-0.0007
Base	4	18	CIM02	-2.9401	7.299	26.8253	-18.7777	-3.0702	0.0003
Base	4	18	CIM03	-2.8291	3.0084	32.5619	-12.0243	-2.9579	-0.0006
Base	4	18	CIM04	-2.9125	5.5074	30.2139	-16.3336	-3.0424	0.0001
Base	4	18	CIM05 Max	9.0136	20.0231	36.486	18.6892	21.4098	4.3567
Base	4	18	CIM05 Min	-14.6714	-11.1305	20.8199	-45.7608	-27.3245	-4.3581
Base	4	18	CIM06 Max	0.746	23.8383	36.7834	27.0128	4.3989	1.3112
Base	4	18	CIM06 Min	-6.4039	-14.9458	20.5225	-54.0844	-10.3136	-1.3126
Base	4	18	CIM07 Max	6.054	17.3244	36.1537	8.1138	15.4071	3.2992
Base	4	18	CIM07 Min	-11.879	-6.3096	24.2741	-40.781	-21.4919	-3.2991
Base	4	18	CIM08 Max	-0.1888	20.2053	36.3783	14.399	2.5621	0.9996
Base	4	18	CIM08 Min	-5.6362	-9.1905	24.0495	-47.0662	-8.6469	-0.9995
Base	4	18	DER01	-3.9605	6.2248	40.1141	-18.9501	-4.1403	-0.001
Base	4	18	DER02	-3.5728	9.181	33.4138	-23.8742	-3.7296	0.0007
Base	4	18	DER03	-3.5063	5.8876	38.8102	-19.0664	-3.6625	0.0002
Base	4	18	DER04	-3.506	7.4693	34.5104	-20.7291	-3.6619	0.0001

Story	Joint Label	Unique Name	Load Case/Combo	FX kN	FY kN	FZ kN	MX kN-m	MY kN-m	MZ kN-m
Base	4	18	DER05 Max	42.2119	49.615	55.4527	63.6695	90.4065	16.826
Base	4	18	DER05 Min	-49.2237	-33.2385	9.6591	-106.6392	-97.7299	-16.8258
Base	4	18	DER06 Max	-3.4117	70.669	57.0937	109.6024	-3.4659	0.0201
Base	4	18	DER06 Min	-3.6001	-54.2924	8.0182	-152.5721	-3.8574	-0.0199
Base	4	18	DER07 Max	43.1718	45.4284	48.6844	72.9721	91.4066	16.8253
Base	4	18	DER07 Min	-48.2638	-37.4251	2.8909	-97.3366	-96.7298	-16.8265
Base	4	18	DER08 Max	-2.4518	66.4824	50.3254	118.905	-2.4659	0.0194
Base	4	18	DER08 Min	-2.6402	-58.4791	1.2499	-143.2695	-2.8574	-0.0206
Base	4	18	DERUD01	-3.9605	6.2248	40.1141	-18.9501	-4.1403	-0.001
Base	4	18	DERUD02	-3.5728	9.181	33.4138	-23.8742	-3.7296	0.0007
Base	4	18	DERUD03	-3.5063	5.8876	38.8102	-19.0664	-3.6625	0.0002
Base	4	18	DERUD04	-3.506	7.4693	34.5104	-20.7291	-3.6619	0.0001
Base	4	18	DERUD05 Max	2.205	14.6836	35.9437	-8.1281	8.12	2.6489
Base	4	18	DERUD05 Min	-9.2168	1.693	29.1681	-34.8416	-15.4434	-2.6487
Base	4	18	DERUD06 Max	-3.4919	17.7743	36.3206	-1.3729	-3.6324	0.0035
Base	4	18	DERUD06 Min	-3.52	-1.3977	28.7912	-41.5967	-3.6909	-0.0033
Base	4	18	DERUD07 Max	3.1649	10.497	29.1755	1.1745	9.1201	2.6481
Base	4	18	DERUD07 Min	-8.2569	-2.4937	22.3998	-25.539	-14.4433	-2.6494
Base	4	18	DERUD08 Max	-2.532	13.5877	29.5524	7.9297	-2.6324	0.0027
Base	4	18	DERUD08 Min	-2.5601	-5.5844	22.0229	-32.2941	-2.6909	-0.004
Base	4	18	VIG01 Max	30.3299	52.6934	54.9362	70.5865	65.9588	12.4498
Base	4	18	VIG01 Min	-37.3417	-36.3169	10.1757	-113.5562	-73.2822	-12.4495
Base	4	18	VIG02 Max	6.7082	63.5941	55.7858	94.3684	17.3563	3.7485
Base	4	18	VIG02 Min	-13.72	-47.2176	9.326	-137.3381	-24.6796	-3.7482
Base	4	18	VIG03 Max	31.2898	48.5068	48.1679	79.8891	66.9589	12.449
Base	4	18	VIG03 Min	-36.3818	-40.5035	3.4074	-104.2536	-72.2821	-12.4503
Base	4	18	VIG04 Max	7.6681	59.4075	49.0175	103.671	18.3563	3.7477
Base	4	18	VIG04 Min	-12.7602	-51.4042	2.5578	-128.0355	-23.6795	-3.749
Base	4	18	COL1 Max	47.2478	74.946	66.1263	116.6222	100.7691	18.6746
Base	4	18	COL1 Min	-54.2596	-58.5694	-1.0145	-159.5919	-108.0924	-18.6743
Base	4	18	COL2 Max	11.8153	91.2971	67.4007	152.295	27.8652	5.6226
Base	4	18	COL2 Min	-18.8271	-74.9205	-2.2889	-195.2647	-35.1885	-5.6224
Base	4	18	COL3 Max	48.2077	70.7594	59.358	125.9248	101.7691	18.6738
Base	4	18	COL3 Min	-53.2997	-62.7561	-7.7827	-150.2893	-107.0924	-18.6751
Base	4	18	COL4 Max	12.7752	87.1105	60.6325	161.5976	28.8653	5.6219
Base	4	18	COL4 Min	-17.8672	-79.1072	-9.0572	-185.9621	-34.1885	-5.6231
Base	4	18	CIM09 Max	10.1452	18.2446	25.0249	24.1035	22.5928	4.357
Base	4	18	CIM09 Min	-13.5399	-12.909	9.3587	-40.3465	-26.1416	-4.3578
Base	4	18	CIM10 Max	1.8776	22.0598	25.3222	32.4271	5.5819	1.3115
Base	4	18	CIM10 Min	-5.2723	-16.7243	9.0613	-48.6701	-9.1307	-1.3123
Base	4	18	CIM11	-2.885	2.9968	35.5569	-13.1337	-3.0149	-0.0001
Base	4	18	CIM12	-2.9544	5.4987	32.4602	-17.1656	-3.0851	0.0005
Base	4	18	CIM13 Max	6.0121	17.3157	38.4001	7.2818	15.3644	3.2996
Base	4	18	CIM13 Min	-11.9209	-6.3182	26.5204	-41.613	-21.5346	-3.2987
Base	4	18	CIM14 Max	-0.2307	20.1966	38.6246	13.567	2.5194	1
Base	4	18	CIM14 Min	-5.678	-9.1991	26.2958	-47.8982	-8.6897	-0.9991
Base	4	18	CIM15	-1.6973	2.6678	17.1918	-8.1215	-1.7744	-0.0004
Base	4	18	COMB9	-3.6007	9.1752	34.9113	-24.4289	-3.7581	0.001
Base	4	18	DER09	-3.6007	9.1752	34.9113	-24.4289	-3.7581	0.001
Base	4	18	DERUD09	-3.6007	9.1752	34.9113	-24.4289	-3.7581	0.001
Base	4	18	DERUD10	-3.5956	5.8692	43.6023	-20.8415	-3.7537	0.0011
Base	4	18	DER10	-3.5956	5.8692	43.6023	-20.8415	-3.7537	0.0011
Base	4	18	COMB10	-3.5956	5.8692	43.6023	-20.8415	-3.7537	0.0011
Base	4	18	COMB11	-3.534	7.4635	36.0079	-21.2838	-3.6904	0.0004
Base	4	18	DER11	-3.534	7.4635	36.0079	-21.2838	-3.6904	0.0004
Base	4	18	DERUD11	-3.534	7.4635	36.0079	-21.2838	-3.6904	0.0004

5.4 Modal Results

Table 5.9 - Modal Periods and Frequencies

Case	Mode	Period sec	Frequency cyc/sec	Circular Frequency rad/sec	Eigenvalue rad²/sec²
Modal	1	0.207	4.822	30.2948	917.7724
Modal	2	0.172	5.813	36.5222	1333.8699
Modal	3	0.13	7.708	48.4319	2345.6524
Modal	4	0.041	24.527	154.1092	23749.6488
Modal	5	0.014	70.489	442.8935	196154.6173
Modal	6	0.014	73.96	464.7055	215951.2266
Modal	7	0.011	94.329	592.6861	351276.7879

Table 5.10 - Modal Participating Mass Ratios (Part 1 of 2)

Case	Mode	Period sec	UX	UY	UZ	Sum UX	Sum UY	Sum UZ
Modal	1	0.207	0.6626	1.729E-06	0	0.6626	1.729E-06	0
Modal	2	0.172	2.341E-06	1	0	0.6626	1	0
Modal	3	0.13	0.337	6.296E-07	0	0.9996	1	0
Modal	4	0.041	0.0004	0	0	1	1	0
Modal	5	0.014	0	0	0	1	1	0
Modal	6	0.014	0	1.358E-05	0	1	1	0
Modal	7	0.011	0	0	0	1	1	0

Table 5.10 - Modal Participating Mass Ratios (Part 2 of 2)

Case	Mode	RX	RY	RZ	Sum RX	Sum RY	Sum RZ
Modal	1	1.729E-06	0.6626	0.3818	1.729E-06	0.6626	0.3818
Modal	2	1	2.341E-06	0	1	0.6626	0.3818
Modal	3	6.296E-07	0.337	0.6176	1	0.9996	0.9993
Modal	4	0	0.0004	0.0006	1	1	1
Modal	5	0	0	1.084E-05	1	1	1
Modal	6	1.358E-05	0	0	1	1	1
Modal	7	0	0	0	1	1	1

Table 5.11 - Modal Load Participation Ratios

Case	Item Type	Item	Static %	Dynamic %
Modal	Acceleration	UX	100	100
Modal	Acceleration	UY	100	100
Modal	Acceleration	UZ	0	0

Table 5.12 - Modal Direction Factors

Case	Mode	Period sec	UX	UY	UZ	RZ
Modal	1	0.207	0.676	0	0	0.324
Modal	2	0.172	0	1	0	0
Modal	3	0.13	0.344	0	0	0.656
Modal	4	0.041	0.005	0	0	0.995
Modal	5	0.014	0	0	0	1
Modal	6	0.014	0	0.923	0	0.077
Modal	7	0.011	0	0.047	0	0.953

6 Design Data

This chapter provides design data and results.

6.1 Concrete Frame Design

Table 6.1 - Concrete Frame Preferences - ACI 318-08

Item	Value
Multi-Response Design	Step-by-Step
Seismic Design Category	D
# Interaction Curves	24
# Interaction Points	11
Minimum Eccentricity	Yes
Phi (Tension)	0.9
Phi (Compression Tied)	0.65
Phi (Compression Spiral)	0.7
Phi (Shear and Torsion)	0.85
Phi (Shear Seismic)	0.6
Phi (Shear Joint)	0.85
Pattern Live Load Factor	0.75
D/C Ratio Limit	0.95

Table 6.2 - Concrete Column Overwrites - ACI 318-08 (Part 1 of 2)

Story	Label	Unique Name	Design Type	Design Section	LLRF	LMajor	LMinor	KMajor	KMinor	CmMajor	CmMinor
N1	C1	7	Column	Program Determined	0.990099	0.876923	0.876923	1	1	1	1
N1	C2	8	Column	Program Determined	1	0.876923	0.876923	1	1	1	1
N1	C3	9	Column	Program Determined	0.990284	0.876923	0.876923	1	1	1	1
N1	C4	10	Column	Program Determined	1	0.876923	0.876923	1	1	1	1

Table 6.2 - Concrete Column Overwrites - ACI 318-08 (Part 2 of 2)

Story	Label	Unique Name	DnsMajor	DnsMinor	DsMajor	DsMinor
N1	C1	7	1	1	1	1
N1	C2	8	1	1	1	1
N1	C3	9	1	1	1	1
N1	C4	10	1	1	1	1

Table 6.3 - Concrete Beam Overwrites - ACI 318-08

Story	Label	Unique Name	Design Type	Design Section	LLRF	LMajor	LMinor
N1	B1	13	Beam	Program Determined	0.985365	0.932203	0.932203
N1	B2	14	Beam	Program Determined	0.985365	0.932203	0.932203
N1	B4	16	Beam	Program Determined	1	0.924528	0.924528
N1	B6	18	Beam	Program Determined	1	0.924528	0.924528
N1	B8	2	Beam	Program Determined	1	0.916667	0.916667
N1	B5	4	Beam	Program Determined	1	0.916671	0.916671
N1	B3	5	Beam	Program Determined	1	1	1

Table 6.4 - Concrete Column PMM Envelope

Label	Story	Section	Location	P kN	M Major kN-m	M Minor kN-m	PMM Combo	PMM Ratio or Rebar %

Label	Story	Section	Location	P kN	M Major kN-m	M Minor kN-m	PMM Combo	PMM Ratio or Rebar %
C1	N1	C40X40	Top	132.234	33.8607	-26.7603	COMB11	1 %
C1	N1	C40X40	Bottom	121.6492	-96.5199	-53.0383	COMB5	1.2 %
C2	N1	C40X40	Top	23.1496	6.4076	-0.0061	COMB11	1 %
C2	N1	C40X40	Bottom	30.8849	0.8413	-12.7398	COMB11	1 %
C3	N1	C40X40	Top	131.9672	-34.0688	-26.6982	COMB11	1 %
C3	N1	C40X40	Bottom	121.3824	96.4536	-53.0439	COMB5	1.2 %
C4	N1	C40X40	Top	23.1159	-6.3822	0.016	COMB11	1 %
C4	N1	C40X40	Bottom	30.8511	-0.8404	-12.7693	COMB11	1 %

Table 6.5 - Concrete Column Shear Envelope

Label	Story	Section	Location	V Major kN	Major Combo	At Major cm²/m	V Minor kN	Minor Combo	At Minor cm²/m
C1	N1	C40X40	Top	50.0599	COMB8	3.33	53.0594	COMB8	3.33
C1	N1	C40X40	Bottom	50.0599	COMB8	3.33	53.0594	COMB8	3.33
C2	N1	C40X40	Top	3.5758		0	7.4334		0
C2	N1	C40X40	Bottom	3.5758		0	7.4334		0
C3	N1	C40X40	Top	50.1046	COMB8	3.33	52.9493	COMB8	3.33
C3	N1	C40X40	Bottom	50.1046	COMB8	3.33	52.9493	COMB8	3.33
C4	N1	C40X40	Top	3.534		0	7.4635		0
C4	N1	C40X40	Bottom	3.534		0	7.4635		0

Table 6.6 - Concrete Beam Flexure Envelope

Label	Story	Section	Location	(-) Moment kN-m	(-) Combo	As Top cm²	(+) Moment kN-m	(+) Combo	As Bot cm²
B1	N1	V30X40	End-I	-81.3718	COMB6	7	27.1239	COMB6	3
B1	N1	V30X40	Middle	-19.4397	COMB6	2	25.4865	COMB6	3
B1	N1	V30X40	End-J	0	COMB7	3	31.6671	COMB7	3
B2	N1	V30X40	End-I	-81.3681	COMB6	7	27.1227	COMB6	3
B2	N1	V30X40	Middle	-19.4347	COMB6	2	25.4933	COMB6	3
B2	N1	V30X40	End-J	0	COMB7	3	31.6645	COMB7	3
B4	N1	V30X40	End-I	-58.4509	COMB5	5	32.6446	COMB5	3
B4	N1	V30X40	Middle	-11.6902	COMB5	1	35.9552	COMB5	3
B4	N1	V30X40	End-J	-58.065	COMB5	5	32.8608	COMB5	3
B6	N1	V30X40	End-I	-22.6932	COMB5	2	14.9811	COMB8	2
B6	N1	V30X40	Middle	-4.5386	COMB5	0.3985	11.539	COMB5	1
B6	N1	V30X40	End-J	-22.6317	COMB5	2	15.0213	COMB8	2
B8	N1	V30X40	End-I	-18.7889	COMB9	2	18.7889	COMB9	2
B8	N1	V30X40	Middle	-64.0327	COMB9	5	18.7889	COMB9	2
B8	N1	V30X40	End-J	-93.9443	COMB9	8	31.3148	COMB9	3
B5	N1	V30X40	End-I	-18.8022	COMB9	2	18.8022	COMB9	2
B5	N1	V30X40	Middle	-64.0983	COMB9	5	18.8022	COMB9	2
B5	N1	V30X40	End-J	-94.0112	COMB9	8	31.3371	COMB9	3
B3	N1	VB20X40	End-I	-17.3397	COMB5	2	21.8126	COMB5	2
B3	N1	VB20X40	Middle	-3.4679	COMB5	0.307	39.0947	COMB9	3
B3	N1	VB20X40	End-J	-17.0391	COMB5	2	21.9754	COMB5	2

Table 6.7 - Concrete Beam Shear Envelope

Label	Story	Section	Location	V kN	V Combo	At cm²/m	T for At kN-m	T Combo At	At Torsion cm²/m	T for As kN-m	T Combo As	As Torsion cm²
B1	N1	V30X40	End-I	32.6499	COMB10	2.5	1.9734	COMB5	1.29	1.9734	COMB5	4
B1	N1	V30X40	Middle	30.8197	COMB6	2.5	3.8078	COMB5	1.29	3.8078	COMB5	4
B1	N1	V30X40	End-J	30.2912	COMB6	2.5	3.8078	COMB5	1.29	3.8078	COMB5	4
B2	N1	V30X40	End-I	32.6587	COMB10	2.5	2.0034	COMB5	1.3	2.0034	COMB5	4
B2	N1	V30X40	Middle	30.8144	COMB6	2.5	3.8223	COMB5	1.3	3.8223	COMB5	4
B2	N1	V30X40	End-J	30.2722	COMB6	2.5	3.8223	COMB5	1.3	3.8223	COMB5	4
B4	N1	V30X40	End-I	36.2715	COMB8	2.5	0.0005	COMB11	0	0.0005	COMB11	0

Label	Story	Section	Location	V kN	V Combo	At cm²/m	T for At kN-m	T Combo At	At Torsion cm²/m	T for As kN-m	T Combo As	As Torsion cm²
B4	N1	V30X40	Middle	30.7126	COMB8	2.5	0.0005	COMB11	0	0.0005	COMB11	0
B4	N1	V30X40	End-J	43.6884	COMB11	2.5	0.0005	COMB11	0	0.0005	COMB11	0
B6	N1	V30X40	End-I	14.7661	COMB8	0.73	3.0707	COMB5	0.89	3.0707	COMB5	4
B6	N1	V30X40	Middle	13.5031	COMB8	0.73	3.0707	COMB5	0.89	3.0707	COMB5	4
B6	N1	V30X40	End-J	17.2435	COMB8	0.73	3.0707	COMB5	0.89	3.0707	COMB5	4
B8	N1	V30X40	End-I	36.6652	COMB11	0	11.1229	COMB5	5.01	11.1229	COMB5	5
B8	N1	V30X40	Middle	40.3971	COMB11	0	11.1229	COMB5	5.01	11.1229	COMB5	5
B8	N1	V30X40	End-J	42.6362	COMB11	0	11.1229	COMB5	5.01	11.1229	COMB5	5
B5	N1	V30X40	End-I	36.5888	COMB11	0	10.8196	COMB5	4.92	10.8196	COMB5	5
B5	N1	V30X40	Middle	40.3828	COMB11	0	10.8196	COMB5	4.92	10.8196	COMB5	5
B5	N1	V30X40	End-J	42.636	COMB11	0	10.8196	COMB5	4.92	10.8196	COMB5	5
B3	N1	VB20X40	End-I	23.2207	COMB10	1.67	0.0129	COMB11	0	0.0129	COMB11	0
B3	N1	VB20X40	Middle	13.9886	COMB11	0	0.0129	COMB11	0	0.0129	COMB11	0
B3	N1	VB20X40	End-J	35.0577	COMB11	1.67	0.0129	COMB11	0	0.0129	COMB11	0

Table 6.8 - Concrete Joint Envelope

Label	Story	Section	B/C Major Combo	B/C Major Ratio	B/C Minor Combo	B/C Minor Ratio	JS Major Combo	JS Major Ratio	JS Minor Combo	JS Minor Ratio
C1	N1	C40X40								
C2	N1	C40X40								
C3	N1	C40X40								
C4	N1	C40X40								

Table 6.9 - Concrete Column Summary - ACI 318-08 (Part 1 of 2)

Story	Label	Unique Name	Station mm	Design Section	Design/Check	Status	PMM Ratio	PMM Combo	As,min cm²	As cm²
N1	C1	7	0	C40X40	Design	No Message		COMB5	16	19
N1	C1	7	285	C40X40	Design	No Message		COMB11	16	16
N1	C1	7	570	C40X40	Design	No Message		COMB11	16	16
N1	C1	7	855	C40X40	Design	No Message		COMB11	16	16
N1	C1	7	1140	C40X40	Design	No Message		COMB11	16	16
N1	C1	7	1425	C40X40	Design	No Message		COMB11	16	16
N1	C1	7	1710	C40X40	Design	No Message		COMB11	16	16
N1	C1	7	1995	C40X40	Design	No Message		COMB11	16	16
N1	C1	7	2280	C40X40	Design	No Message		COMB11	16	16
N1	C1	7	2565	C40X40	Design	No Message		COMB11	16	16
N1	C1	7	2850	C40X40	Design	No Message		COMB11	16	16
N1	C2	8	0	C40X40	Design	No Message		COMB11	16	16
N1	C2	8	285	C40X40	Design	No Message		COMB11	16	16
N1	C2	8	570	C40X40	Design	No Message		COMB11	16	16
N1	C2	8	855	C40X40	Design	No Message		COMB11	16	16
N1	C2	8	1140	C40X40	Design	No Message		COMB11	16	16
N1	C2	8	1425	C40X40	Design	No Message		COMB11	16	16
N1	C2	8	1710	C40X40	Design	No Message		COMB11	16	16
N1	C2	8	1995	C40X40	Design	No Message		COMB11	16	16
N1	C2	8	2280	C40X40	Design	No Message		COMB11	16	16
N1	C2	8	2565	C40X40	Design	No Message		COMB11	16	16
N1	C2	8	2850	C40X40	Design	No Message		COMB11	16	16
N1	C3	9	0	C40X40	Design	No Message		COMB5	16	19
N1	C3	9	285	C40X40	Design	No Message		COMB11	16	16
N1	C3	9	570	C40X40	Design	No Message		COMB11	16	16
N1	C3	9	855	C40X40	Design	No Message		COMB11	16	16
N1	C3	9	1140	C40X40	Design	No Message		COMB11	16	16
N1	C3	9	1425	C40X40	Design	No Message		COMB11	16	16
N1	C3	9	1710	C40X40	Design	No Message		COMB11	16	16
N1	C3	9	1995	C40X40	Design	No Message		COMB11	16	16
N1	C3	9	2280	C40X40	Design	No Message		COMB11	16	16
N1	C3	9	2565	C40X40	Design	No Message		COMB11	16	16
N1	C3	9	2850	C40X40	Design	No Message		COMB11	16	16

Story	Label	Unique Name	Station mm	Design Section	Design/Check	Status	PMM Ratio	PMM Combo	As,min cm²	As cm²
N1	C4	10	0	C40X40	Design	No Message		COMB11	16	16
N1	C4	10	285	C40X40	Design	No Message		COMB11	16	16
N1	C4	10	570	C40X40	Design	No Message		COMB11	16	16
N1	C4	10	855	C40X40	Design	No Message		COMB11	16	16
N1	C4	10	1140	C40X40	Design	No Message		COMB11	16	16
N1	C4	10	1425	C40X40	Design	No Message		COMB11	16	16
N1	C4	10	1710	C40X40	Design	No Message		COMB11	16	16
N1	C4	10	1995	C40X40	Design	No Message		COMB11	16	16
N1	C4	10	2280	C40X40	Design	No Message		COMB11	16	16
N1	C4	10	2565	C40X40	Design	No Message		COMB11	16	16
N1	C4	10	2850	C40X40	Design	No Message		COMB11	16	16

Table 6.9 - Concrete Column Summary - ACI 318-08 (Part 2 of 2)

Story	Label	Unique Name	Station mm	Mid Bar As cm²	Corner Bar As cm²	V Major Combo	At V Major cm²/m	V Minor Combo	At V Minor cm²/m	Warnings	Errors
N1	C1	7	0	2	3	COMB8	3.33	COMB8	3.33	No Message	No Message
N1	C1	7	285	2	2	COMB8	3.33	COMB8	3.33	No Message	No Message
N1	C1	7	570	2	2	COMB8	3.33	COMB8	3.33	No Message	No Message
N1	C1	7	855	2	2	COMB8	3.33	COMB8	3.33	No Message	No Message
N1	C1	7	1140	2	2	COMB8	3.33	COMB8	3.33	No Message	No Message
N1	C1	7	1425	2	2	COMB8	3.33	COMB8	3.33	No Message	No Message
N1	C1	7	1710	2	2	COMB8	3.33	COMB8	3.33	No Message	No Message
N1	C1	7	1995	2	2	COMB8	3.33	COMB8	3.33	No Message	No Message
N1	C1	7	2280	2	2	COMB8	3.33	COMB8	3.33	No Message	No Message
N1	C1	7	2565	2	2	COMB8	3.33	COMB8	3.33	No Message	No Message
N1	C1	7	2850	2	2	COMB8	3.33	COMB8	3.33	No Message	No Message
N1	C2	8	0	2	2	COMB11	0	COMB11	0	No Message	No Message
N1	C2	8	285	2	2	COMB11	0	COMB11	0	No Message	No Message
N1	C2	8	570	2	2	COMB11	0	COMB11	0	No Message	No Message
N1	C2	8	855	2	2	COMB11	0	COMB11	0	No Message	No Message
N1	C2	8	1140	2	2	COMB11	0	COMB11	0	No Message	No Message
N1	C2	8	1425	2	2	COMB11	0	COMB11	0	No Message	No Message
N1	C2	8	1710	2	2	COMB11	0	COMB11	0	No Message	No Message
N1	C2	8	1995	2	2	COMB11	0	COMB11	0	No Message	No Message
N1	C2	8	2280	2	2	COMB11	0	COMB11	0	No Message	No Message
N1	C2	8	2565	2	2	COMB11	0	COMB11	0	No Message	No Message
N1	C2	8	2850	2	2	COMB11	0	COMB11	0	No Message	No Message
N1	C3	9	0	2	3	COMB8	3.33	COMB8	3.33	No Message	No Message
N1	C3	9	285	2	2	COMB8	3.33	COMB8	3.33	No Message	No Message
N1	C3	9	570	2	2	COMB8	3.33	COMB8	3.33	No Message	No Message
N1	C3	9	855	2	2	COMB8	3.33	COMB8	3.33	No Message	No Message
N1	C3	9	1140	2	2	COMB8	3.33	COMB8	3.33	No Message	No Message

Story	Label	Unique Name	Station mm	Mid Bar As cm²	Corner Bar As cm²	V Major Combo	At V Major cm²/m	V Minor Combo	At V Minor cm²/m	Warnings	Errors
N1	C3	9	1425	2	2	COMB8	3.33	COMB8	3.33	No Message	No Message
N1	C3	9	1710	2	2	COMB8	3.33	COMB8	3.33	No Message	No Message
N1	C3	9	1995	2	2	COMB8	3.33	COMB8	3.33	No Message	No Message
N1	C3	9	2280	2	2	COMB8	3.33	COMB8	3.33	No Message	No Message
N1	C3	9	2565	2	2	COMB8	3.33	COMB8	3.33	No Message	No Message
N1	C3	9	2850	2	2	COMB8	3.33	COMB8	3.33	No Message	No Message
N1	C4	10	0	2	2	COMB11	0	COMB11	0	No Message	No Message
N1	C4	10	285	2	2	COMB11	0	COMB11	0	No Message	No Message
N1	C4	10	570	2	2	COMB11	0	COMB11	0	No Message	No Message
N1	C4	10	855	2	2	COMB11	0	COMB11	0	No Message	No Message
N1	C4	10	1140	2	2	COMB11	0	COMB11	0	No Message	No Message
N1	C4	10	1425	2	2	COMB11	0	COMB11	0	No Message	No Message
N1	C4	10	1710	2	2	COMB11	0	COMB11	0	No Message	No Message
N1	C4	10	1995	2	2	COMB11	0	COMB11	0	No Message	No Message
N1	C4	10	2280	2	2	COMB11	0	COMB11	0	No Message	No Message
N1	C4	10	2565	2	2	COMB11	0	COMB11	0	No Message	No Message
N1	C4	10	2850	2	2	COMB11	0	COMB11	0	No Message	No Message

Table 6.10 - Concrete Beam Summary - ACI 318-08 (Part 1 of 2)

Story	Label	Unique Name	Station mm	Design Section	Status	As Top Combo	As,min Top cm²	As Top cm²	As Bottom Combo	As,min Bottom cm²	As Bottom cm²
N1	B1	13	200	V30X40	No Message	COMB6	3	7	COMB6	3	3
N1	B1	13	750	V30X40	No Message	COMB6	3	5	COMB6	2	2
N1	B1	13	1300	V30X40	No Message	COMB6	3	3	COMB6	2	2
N1	B1	13	1850	V30X40	No Message	COMB6	2	2	COMB6	2	2
N1	B1	13	2400	V30X40	No Message	COMB6	2	2	COMB6	2	2
N1	B1	13	2950	V30X40	No Message	COMB6	2	2	COMB6	2	2
N1	B1	13	3500	V30X40	No Message	COMB6	2	2	COMB6	2	2
N1	B1	13	4050	V30X40	No Message	COMB6	2	2	COMB6	3	3
N1	B1	13	4600	V30X40	No Message	COMB6	2	2	COMB6	3	3
N1	B1	13	5150	V30X40	No Message	COMB6	2	2	COMB7	3	3
N1	B1	13	5700	V30X40	No Message	COMB7	3	3	COMB7	3	3
N1	B2	14	200	V30X40	No Message	COMB6	3	7	COMB6	3	3
N1	B2	14	750	V30X40	No Message	COMB6	3	5	COMB6	2	2
N1	B2	14	1300	V30X40	No Message	COMB6	3	3	COMB6	2	2
N1	B2	14	1850	V30X40	No Message	COMB6	2	2	COMB6	2	2
N1	B2	14	2400	V30X40	No Message	COMB6	2	2	COMB6	2	2
N1	B2	14	2950	V30X40	No	COMB6	2	2	COMB6	2	2

Story	Label	Unique Name	Station mm	Design Section	Status	As Top Combo	As,min Top cm²	As Top cm²	As Bottom Combo	As,min Bottom cm²	As Bottom cm²
					Message						
N1	B2	14	3500	V30X40	No Message	COMB6	2	2	COMB6	2	2
N1	B2	14	4050	V30X40	No Message	COMB6	2	2	COMB6	3	3
N1	B2	14	4600	V30X40	No Message	COMB6	2	2	COMB6	3	3
N1	B2	14	5150	V30X40	No Message	COMB6	2	2	COMB7	3	3
N1	B2	14	5700	V30X40	No Message	COMB7	3	3	COMB7	3	3
N1	B4	16	200	V30X40	No Message	COMB5	3	5	COMB8	2	2
N1	B4	16	690	V30X40	No Message	COMB5	3	3	COMB8	3	3
N1	B4	16	1180	V30X40	No Message	COMB8	2	2	COMB5	3	3
N1	B4	16	1670	V30X40	No Message	COMB5	1	1	COMB5	3	3
N1	B4	16	2160	V30X40	No Message	COMB5	1	1	COMB5	3	3
N1	B4	16	2650	V30X40	No Message	COMB5	1	1	COMB10	3	3
N1	B4	16	3140	V30X40	No Message	COMB5	1	1	COMB5	3	3
N1	B4	16	3630	V30X40	No Message	COMB5	1	1	COMB5	3	3
N1	B4	16	4120	V30X40	No Message	COMB8	2	2	COMB5	3	3
N1	B4	16	4610	V30X40	No Message	COMB5	3	3	COMB8	3	3
N1	B4	16	5100	V30X40	No Message	COMB5	3	5	COMB8	2	2
N1	B6	18	200	V30X40	No Message	COMB5	2	2	COMB8	2	2
N1	B6	18	690	V30X40	No Message	COMB8	2	2	COMB8	1	1
N1	B6	18	1180	V30X40	No Message	COMB8	1	1	COMB5	1	1
N1	B6	18	1670	V30X40	No Message	COMB5	0.3985	0.3985	COMB5	1	1
N1	B6	18	2160	V30X40	No Message	COMB5	0.3985	0.3985	COMB5	1	1
N1	B6	18	2650	V30X40	No Message	COMB5	0.3985	0.3985	COMB1	1	1
N1	B6	18	3140	V30X40	No Message	COMB5	0.3985	0.3985	COMB5	1	1
N1	B6	18	3630	V30X40	No Message	COMB5	0.3985	0.3985	COMB5	1	1
N1	B6	18	4120	V30X40	No Message	COMB8	1	1	COMB5	1	1
N1	B6	18	4610	V30X40	No Message	COMB8	2	2	COMB8	1	1
N1	B6	18	5100	V30X40	No Message	COMB5	2	2	COMB8	2	2
N1	B8	2	0	V30X40	No Message	COMB8	0.04769	0.04769	COMB5	0.04979	0.04979
N1	B8	2	220	V30X40	No Message	COMB9	2	2	COMB9	2	2
N1	B8	2	440	V30X40	No Message	COMB9	2	2	COMB9	2	2
N1	B8	2	660	V30X40	No Message	COMB9	3	3	COMB9	2	2
N1	B8	2	880	V30X40	No Message	COMB10	3	3	COMB9	2	2
N1	B8	2	1100	V30X40	No Message	COMB9	3	4	COMB9	2	2
N1	B8	2	1320	V30X40	No Message	COMB9	3	4	COMB9	2	2
N1	B8	2	1540	V30X40	No Message	COMB9	3	5	COMB9	2	2
N1	B8	2	1760	V30X40	No Message	COMB9	3	6	COMB9	2	2

Story	Label	Unique Name	Station mm	Design Section	Status	As Top Combo	As,min Top cm²	As Top cm²	As Bottom Combo	As,min Bottom cm²	As Bottom cm²
N1	B8	2	1980	V30X40	No Message	COMB9	3	7	COMB9	2	2
N1	B8	2	2200	V30X40	No Message	COMB9	3	8	COMB9	3	3
N1	B5	4	0	V30X40	No Message	COMB5	0.06557	0.06557	COMB8	0.0459	0.0459
N1	B5	4	220	V30X40	No Message	COMB9	2	2	COMB9	2	2
N1	B5	4	440	V30X40	No Message	COMB9	2	2	COMB9	2	2
N1	B5	4	660	V30X40	No Message	COMB9	3	3	COMB9	2	2
N1	B5	4	880.1	V30X40	No Message	COMB11	3	3	COMB9	2	2
N1	B5	4	1100.1	V30X40	No Message	COMB9	3	4	COMB9	2	2
N1	B5	4	1320.1	V30X40	No Message	COMB9	3	4	COMB9	2	2
N1	B5	4	1540.1	V30X40	No Message	COMB9	3	5	COMB9	2	2
N1	B5	4	1760.1	V30X40	No Message	COMB9	3	6	COMB9	2	2
N1	B5	4	1980.1	V30X40	No Message	COMB9	3	7	COMB9	2	2
N1	B5	4	2200.1	V30X40	No Message	COMB9	3	8	COMB9	3	3
N1	B3	5	0	VB20X40	No Message	COMB5	2	2	COMB5	1	1
N1	B3	5	527.5	VB20X40	No Message	COMB5	0.307	0.307	COMB5	1	1
N1	B3	5	1055	VB20X40	No Message	COMB5	0.307	0.307	COMB5	2	2
N1	B3	5	1582.5	VB20X40	No Message	COMB5	0.307	0.307	COMB10	3	3
N1	B3	5	2110	VB20X40	No Message	COMB5	0.307	0.307	COMB11	3	3
N1	B3	5	2637.5	VB20X40	No Message	COMB5	0.307	0.307	COMB9	3	3
N1	B3	5	3165	VB20X40	No Message	COMB5	0.307	0.307	COMB11	3	3
N1	B3	5	3692.5	VB20X40	No Message	COMB5	0.307	0.307	COMB10	3	3
N1	B3	5	4220	VB20X40	No Message	COMB5	0.307	0.307	COMB5	2	2
N1	B3	5	4747.5	VB20X40	No Message	COMB5	0.307	0.307	COMB5	1	1
N1	B3	5	5275	VB20X40	No Message	COMB5	2	2	COMB5	1	1

Table 6.10 - Concrete Beam Summary - ACI 318-08 (Part 2 of 2)

Story	Label	Unique Name	Station mm	V Combo	At Shear cm²/m	Torsion Long Combo	Al Torsion cm²	Torsion Tran Combo	At Torsion cm²/m	Warnings	Errors
N1	B1	13	200	COMB11	2.5	COMB8	4	COMB5	1.29	No Message	No Message
N1	B1	13	750	COMB11	2.5	COMB8	4	COMB5	1.29	No Message	No Message
N1	B1	13	1300	COMB10	2.5	COMB8	4	COMB5	1.29	No Message	No Message
N1	B1	13	1850	COMB7	2.5	COMB8	4	COMB5	1.29	No Message	No Message
N1	B1	13	2400	COMB7	2.5	COMB8	4	COMB5	1.29	No Message	No Message
N1	B1	13	2950	COMB6	2.5	COMB8	4	COMB5	1.29	No Message	No Message
N1	B1	13	3500	COMB8	0.3	COMB8	4	COMB5	1.29	No Message	No Message
N1	B1	13	4050	COMB8	0.3	COMB8	4	COMB5	1.29	No Message	No Message
N1	B1	13	4600	COMB8	0.3	COMB8	4	COMB5	1.29	No Message	No Message
N1	B1	13	5150	COMB8	0.3	COMB8	4	COMB5	1.29	No	No

Story	Label	Unique Name	Station mm	V Combo	At Shear cm²/m	Torsion Long Combo	Al Torsion cm²	Torsion Tran Combo	At Torsion cm²/m	Warnings	Errors
										Message	Message
N1	B1	13	5700	COMB6	2.5	COMB8	4	COMB5	1.29	No Message	No Message
N1	B2	14	200	COMB11	2.5	COMB8	4	COMB5	1.3	No Message	No Message
N1	B2	14	750	COMB11	2.5	COMB8	4	COMB5	1.3	No Message	No Message
N1	B2	14	1300	COMB10	2.5	COMB8	4	COMB5	1.3	No Message	No Message
N1	B2	14	1850	COMB7	2.5	COMB8	4	COMB5	1.3	No Message	No Message
N1	B2	14	2400	COMB7	2.5	COMB8	4	COMB5	1.3	No Message	No Message
N1	B2	14	2950	COMB6	2.5	COMB8	4	COMB5	1.3	No Message	No Message
N1	B2	14	3500	COMB8	0.29	COMB8	4	COMB5	1.3	No Message	No Message
N1	B2	14	4050	COMB8	0.29	COMB8	4	COMB5	1.3	No Message	No Message
N1	B2	14	4600	COMB8	0.29	COMB8	4	COMB5	1.3	No Message	No Message
N1	B2	14	5150	COMB8	0.29	COMB8	4	COMB5	1.3	No Message	No Message
N1	B2	14	5700	COMB6	2.5	COMB8	4	COMB5	1.3	No Message	No Message
N1	B4	16	200	COMB11	2.5	COMB11	0	COMB11	0	No Message	No Message
N1	B4	16	690	COMB11	2.5	COMB11	0	COMB11	0	No Message	No Message
N1	B4	16	1180	COMB8	2.5	COMB11	0	COMB11	0	No Message	No Message
N1	B4	16	1670	COMB8	2.5	COMB11	0	COMB11	0	No Message	No Message
N1	B4	16	2160	COMB11	0	COMB11	0	COMB11	0	No Message	No Message
N1	B4	16	2650	COMB11	0	COMB11	0	COMB11	0	No Message	No Message
N1	B4	16	3140	COMB11	0	COMB11	0	COMB11	0	No Message	No Message
N1	B4	16	3630	COMB8	2.5	COMB11	0	COMB11	0	No Message	No Message
N1	B4	16	4120	COMB8	2.5	COMB11	0	COMB11	0	No Message	No Message
N1	B4	16	4610	COMB11	2.5	COMB11	0	COMB11	0	No Message	No Message
N1	B4	16	5100	COMB11	2.5	COMB11	0	COMB11	0	No Message	No Message
N1	B6	18	200	COMB8	0.73	COMB8	4	COMB5	0.89	No Message	No Message
N1	B6	18	690	COMB8	0.73	COMB8	4	COMB5	0.89	No Message	No Message
N1	B6	18	1180	COMB8	0.73	COMB8	4	COMB5	0.89	No Message	No Message
N1	B6	18	1670	COMB8	0.73	COMB8	4	COMB5	0.89	No Message	No Message
N1	B6	18	2160	COMB8	0.73	COMB8	4	COMB5	0.89	No Message	No Message
N1	B6	18	2650	COMB8	0.73	COMB8	4	COMB5	0.89	No Message	No Message
N1	B6	18	3140	COMB8	0.73	COMB8	4	COMB5	0.89	No Message	No Message
N1	B6	18	3630	COMB8	0.73	COMB8	4	COMB5	0.89	No Message	No Message
N1	B6	18	4120	COMB8	0.73	COMB8	4	COMB5	0.89	No Message	No Message
N1	B6	18	4610	COMB8	0.73	COMB8	4	COMB5	0.89	No Message	No Message
N1	B6	18	5100	COMB8	0.73	COMB8	4	COMB5	0.89	No Message	No Message
N1	B8	2	0	COMB11	0	COMB5	5	COMB5	5.01	No Message	No Message
N1	B8	2	220	COMB11	0	COMB5	5	COMB5	5.01	No Message	No Message

Story	Label	Unique Name	Station mm	V Combo	At Shear cm²/m	Torsion Long Combo	Al Torsion cm²	Torsion Tran Combo	At Torsion cm²/m	Warnings	Errors
N1	B8	2	440	COMB11	0	COMB5	5	COMB5	5.01	No Message	No Message
N1	B8	2	660	COMB11	0	COMB5	5	COMB5	5.01	No Message	No Message
N1	B8	2	880	COMB11	0	COMB5	5	COMB5	5.01	No Message	No Message
N1	B8	2	1100	COMB11	0	COMB5	5	COMB5	5.01	No Message	No Message
N1	B8	2	1320	COMB11	0	COMB5	5	COMB5	5.01	No Message	No Message
N1	B8	2	1540	COMB11	0	COMB5	5	COMB5	5.01	No Message	No Message
N1	B8	2	1760	COMB11	0	COMB5	5	COMB5	5.01	No Message	No Message
N1	B8	2	1980	COMB11	0	COMB5	5	COMB5	5.01	No Message	No Message
N1	B8	2	2200	COMB11	0	COMB5	5	COMB5	5.01	No Message	No Message
N1	B5	4	0	COMB11	0	COMB5	5	COMB5	4.92	No Message	No Message
N1	B5	4	220	COMB11	0	COMB5	5	COMB5	4.92	No Message	No Message
N1	B5	4	440	COMB11	0	COMB5	5	COMB5	4.92	No Message	No Message
N1	B5	4	660	COMB11	0	COMB5	5	COMB5	4.92	No Message	No Message
N1	B5	4	880.1	COMB11	0	COMB5	5	COMB5	4.92	No Message	No Message
N1	B5	4	1100.1	COMB11	0	COMB5	5	COMB5	4.92	No Message	No Message
N1	B5	4	1320.1	COMB11	0	COMB5	5	COMB5	4.92	No Message	No Message
N1	B5	4	1540.1	COMB11	0	COMB5	5	COMB5	4.92	No Message	No Message
N1	B5	4	1760.1	COMB11	0	COMB5	5	COMB5	4.92	No Message	No Message
N1	B5	4	1980.1	COMB11	0	COMB5	5	COMB5	4.92	No Message	No Message
N1	B5	4	2200.1	COMB11	0	COMB5	5	COMB5	4.92	No Message	No Message
N1	B3	5	0	COMB11	1.67	COMB11	0	COMB11	0	No Message	No Message
N1	B3	5	527.5	COMB11	1.67	COMB11	0	COMB11	0	No Message	No Message
N1	B3	5	1055	COMB10	1.67	COMB11	0	COMB11	0	No Message	No Message
N1	B3	5	1582.5	COMB11	0	COMB11	0	COMB11	0	No Message	No Message
N1	B3	5	2110	COMB11	0	COMB11	0	COMB11	0	No Message	No Message
N1	B3	5	2637.5	COMB11	0	COMB11	0	COMB11	0	No Message	No Message
N1	B3	5	3165	COMB11	0	COMB11	0	COMB11	0	No Message	No Message
N1	B3	5	3692.5	COMB11	0	COMB11	0	COMB11	0	No Message	No Message
N1	B3	5	4220	COMB10	1.67	COMB11	0	COMB11	0	No Message	No Message
N1	B3	5	4747.5	COMB11	1.67	COMB11	0	COMB11	0	No Message	No Message
N1	B3	5	5275	COMB11	1.67	COMB11	0	COMB11	0	No Message	No Message

Table 6.11 - Concrete Joint Summary - ACI 318-08 (Part 1 of 2)

Story	Label	Unique Name	Design Section	Status	B/C Major Combo	B/C Major Ratio	B/C Minor Combo	B/C Minor Ratio
N1	C1	7	C40X40	Joint check not done.				
N1	C2	8	C40X40	Joint check not done.				
N1	C3	9	C40X40	Joint check not done.				

Story	Label	Unique Name	Design Section	Status	B/C Major Combo	B/C Major Ratio	B/C Minor Combo	B/C Minor Ratio
N1	C4	10	C40X40	Joint check not done.				

Table 6.11 - Concrete Joint Summary - ACI 318-08 (Part 2 of 2)

Story	Label	Unique Name	JS Major Combo	JS Major Ratio	JS Minor Combo	JS Minor Ratio	Warnings	Errors
N1	C1	7					No Message	No Message
N1	C2	8					No Message	No Message
N1	C3	9					No Message	No Message
N1	C4	10					No Message	No Message

ZONA DE AMENAZA SISMICA BAJA

ETABS® 2016

Integrated Building Design Software

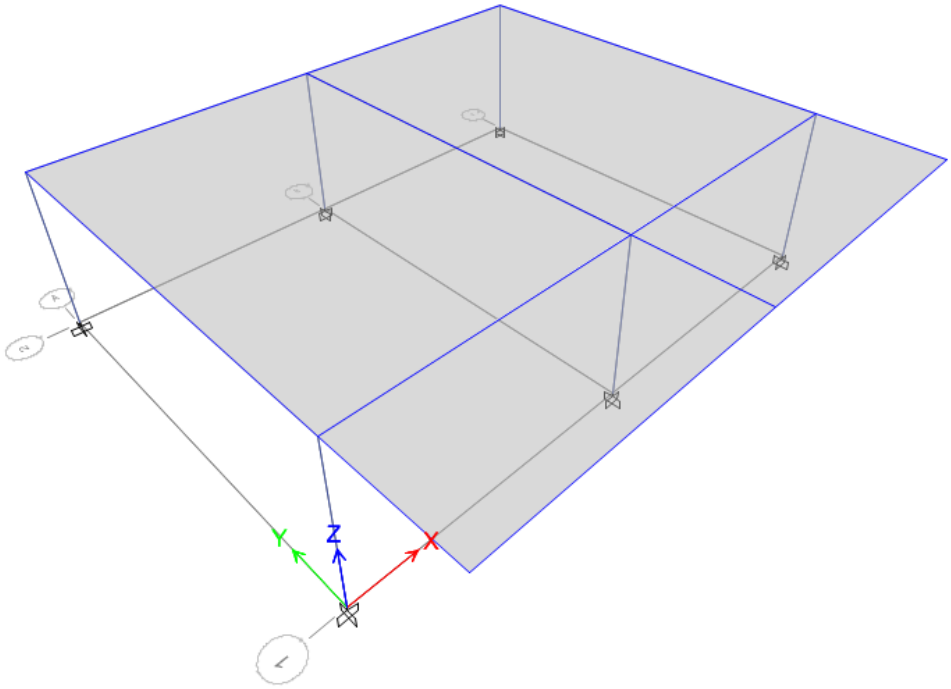

Project Report

Model File: 004 2017 EDUCACION M1A DMI - E, Revision 0
06/04/2017

Table of Contents

1. Structure Data 4
    - 1.1 Story Data 4
    - 1.2 Grid Data 4
    - 1.3 Point Coordinates 4
    - 1.4 Line Connectivity 4
    - 1.5 Area Connectivity 5
    - 1.6 Mass 5
    - 1.7 Groups 6
2. Properties 7
    - 2.1 Materials 7
    - 2.2 Frame Sections 7
    - 2.3 Shell Sections 7
    - 2.4 Reinforcement Sizes 7
    - 2.5 Tendon Sections 7
3. Assignments 8
    - 3.1 Joint Assignments 8
    - 3.2 Frame Assignments 8
    - 3.3 Shell Assignments 8
4. Loads 10
    - 4.1 Load Patterns 10
    - 4.2 Applied Loads 10
        - 4.2.1 Line Loads 10
        - 4.2.2 Area Loads 10
    - 4.3 Functions 10
        - 4.3.1 Response Spectrum Functions 10
    - 4.4 Load Cases 26
    - 4.5 Load Combinations 26
5. Analysis Results 30
    - 5.1 Structure Results 30
    - 5.2 Story Results 33
    - 5.3 Point Results 44
    - 5.4 Modal Results 54

List of Tables

Table 1.1 Story Data 4
Table 1.2 Grid Systems 4
Table 1.3 Grid Lines 4
Table 1.4 Joint Coordinates Data 4
Table 1.5 Column Connectivity Data 4
Table 1.6 Beam Connectivity Data 5
Table 1.7 Floor Connectivity Data 5
Table 1.8 Mass Source 5
Table 1.9 Centers of Mass and Rigidity 5
Table 1.10 Mass Summary by Diaphragm 5
Table 1.11 Mass Summary by Story 6
Table 1.12 Group Definitions 6
Table 2.1 Material Properties - Summary 7
Table 2.2 Frame Sections - Summary 7
Table 2.3 Shell Sections - Summary 7
Table 2.4 Reinforcing Bar Sizes 7
Table 2.5 Tendon Section Properties 7
Table 3.1 Joint Assignments - Summary 8
Table 3.2 Frame Assignments - Summary 8
Table 3.3 Shell Assignments - Summary 8
Table 4.1 Load Patterns 10
Table 4.2 Frame Loads - Distributed 10
Table 4.3 Shell Loads - Uniform 10
Table 4.4 Response Spectrum Function - User 11
Table 4.5 Load Cases - Summary 26
Table 4.6 Load Combinations 26
Table 5.1 Base Reactions 30
Table 5.2 Centers of Mass and Rigidity 31
Table 5.3 Diaphragm Center of Mass Displacements 31
Table 5.4 Story Max/Avg Displacements 33
Table 5.5 Story Drifts 36
Table 5.6 Story Max/Avg Drifts 38
Table 5.7 Story Forces 41
Table 5.8 Joint Reactions 44
Table 5.9 Modal Periods and Frequencies 54
Table 5.10 Modal Participating Mass Ratios 54
Table 5.11 Modal Load Participation Ratios 55
Table 5.12 Modal Direction Factors 55

1 Structure Data

This chapter provides model geometry information, including items such as story levels, point coordinates, and element connectivity.

1.1 Story Data

Table 1.1 - Story Data

Name	Height mm	Elevation mm	Master Story	Similar To	Splice Story
N1	3250	3250	Yes	None	No
Base	0	0	No	None	No

1.2 Grid Data

Table 1.2 - Grid Systems

Name	Type	Story Range	X Origin m	Y Origin m	Rotation deg	Bubble Size mm	Color
G1	Cartesian	Default	0	0	0	600	Gray

Table 1.3 - Grid Lines

Grid System	Grid Direction	Grid ID	Visible	Bubble Location	Ordinate m
G1	X	A	Yes	End	0
G1	X	B	Yes	End	5.6
G1	X	C	Yes	End	11.2
G1	Y	1	Yes	Start	0
G1	Y	2	Yes	Start	8.2

1.3 Point Coordinates

Table 1.4 - Joint Coordinates Data

Label	X mm	Y mm	ΔZ Below mm
1	0	0	0
2	0	8200	0
3	5600	0	0
4	5600	8200	0
5	11200	0	0
6	11200	8200	0
10	0	-2400	0
7	11200	-2400	0
12	5600	-2400	0

1.4 Line Connectivity

Table 1.5 - Column Connectivity Data

Column	I-End Point	J-End Point	I-End Story
C1	1	1	Below
C2	2	2	Below
C3	3	3	Below
C4	4	4	Below
C5	5	5	Below
C6	6	6	Below

Table 1.6 - Beam Connectivity Data

Beam	I-End Point	J-End Point	Curve Type
B1	1	2	None
B2	3	4	None
B3	5	6	None
B4	1	3	None

Beam	I-End Point	J-End Point	Curve Type
B5	3	5	None
B6	2	4	None
B7	4	6	None
B8	10	1	None
B12	7	5	None
B13	10	12	None
B18	12	7	None
B19	12	3	None

1.5 Area Connectivity

Table 1.7 - Floor Connectivity Data

Floor	Number of Edges	Edge Number	Point 1	Point 2	Curve Type
F2	4	1	1	5	None
		2	5	6	None
		3	6	2	None
		4	2	1	None
F1	4	1	10	7	None
		2	7	5	None
		3	5	1	None
		4	1	10	None

1.6 Mass

Table 1.8 - Mass Source

Name	Include Elements	Include Added Mass	Include Loads	Include Lateral	Include Vertical	Lump at Stories	IsDefault	Load Pattern	Multiplier
MsSrc1	No	No	Yes	Yes	No	Yes	Yes	D	1
MsSrc1	No	No	Yes	Yes	No	Yes	Yes	L	0.3

Table 1.9 - Centers of Mass and Rigidity

Story	Diaphragm	Mass X kg	Mass Y kg	XCM m	YCM m	Cumulative X kg	Cumulative Y kg	XCCM m	YCCM m	XCR m	YCR m
N1	D1	38735.89	38735.89	5.6	-0.6324	38735.89	38735.89	5.6	-0.6324	5.6	3.2375

Table 1.10 - Mass Summary by Diaphragm

Story	Diaphragm	Mass X kg	Mass Y kg	Mass Moment of Inertia ton-m²	X Mass Center m	Y Mass Center m
N1	D1	38735.89	38735.89	710.7258	5.6	-0.6324

Table 1.11 - Mass Summary by Story

Story	UX kg	UY kg	UZ kg
N1	52613.9	52613.9	0
Base	3747.82	3747.82	0

1.7 Groups

Table 1.12 - Group Definitions

Name	Color
All	Yellow

2 Properties

This chapter provides property information for materials, frame sections, shell sections, and links.

2.1 Materials

Table 2.1 - Material Properties - Summary

Name	Type	E MPa	ν	Unit Weight kN/m³	Design Strengths
A416Gr270	Tendon	196500.6	0	76.9729	Fy=1689.91 MPa, Fu=1861.58 MPa
A615Gr60	Rebar	199947.98	0.3	76.9729	Fy=413.69 MPa, Fu=620.53 MPa
CONC00	Concrete	25267.13	0.2	0	Fc=28 MPa
CONC21	Concrete	21538	0.2	23.56	Fc=21 MPa
RMAT	Rebar	199947.98	0.3	76.9729	Fy=420 MPa, Fu=630 MPa

2.2 Frame Sections

Table 2.2 - Frame Sections - Summary

Name	Material	Shape
C40X40	CONC21	Concrete Rectangular
V30X45	CONC21	Concrete Rectangular
VB20X45	CONC21	Concrete Rectangular

2.3 Shell Sections

Table 2.3 - Shell Sections - Summary

Name	Design Type	Element Type	Material	Total Thickness mm
CUB	Slab	Membrane		5
LOSA	Slab	Membrane		5

2.4 Reinforcement Sizes

Table 2.4 - Reinforcing Bar Sizes

Name	Diameter mm	Area cm²
#2	6.4	0.3226
#3	9.5	1
#5	15.9	2
#6	19.1	3
#8	25.4	5
#9	28.7	6
15M	16	2

2.5 Tendon Sections

Table 2.5 - Tendon Section Properties

Name	Material	StrandArea cm²	Color
Tendon1	A416Gr270	1	Yellow

3 Assignments

This chapter provides a listing of the assignments applied to the model.

3.1 Joint Assignments

Table 3.1 - Joint Assignments - Summary

Story	Label	Unique Name	Diaphragm	Restraints
N1	1	2	D1	
N1	2	14	Disconnected	
N1	3	6	D1	
N1	4	17	Disconnected	
N1	5	10	D1	
N1	6	20	Disconnected	
N1	10	25	D1	
N1	7	27	D1	
N1	12	26	D1	
Base	1	13	Disconnected	UX; UY; UZ; RX; RY; RZ
Base	2	15	Disconnected	UX; UY; UZ; RX; RY; RZ
Base	3	16	Disconnected	UX; UY; UZ; RX; RY; RZ
Base	4	18	Disconnected	UX; UY; UZ; RX; RY; RZ
Base	5	19	Disconnected	UX; UY; UZ; RX; RY; RZ
Base	6	21	Disconnected	UX; UY; UZ; RX; RY; RZ

3.2 Frame Assignments

Table 3.2 - Frame Assignments - Summary

Story	Label	Unique Name	Design Type	Length mm	Analysis Section	Design Section	Min Number Stations
N1	C1	7	Column	3250	C40X40	C40X40	11
N1	C2	8	Column	3250	C40X40	C40X40	11
N1	C3	9	Column	3250	C40X40	C40X40	11
N1	C4	10	Column	3250	C40X40	C40X40	11
N1	C5	11	Column	3250	C40X40	C40X40	11
N1	C6	12	Column	3250	C40X40	C40X40	11
N1	B1	13	Beam	8200	V30X45	V30X45	11
N1	B2	14	Beam	8200	V30X45	V30X45	11
N1	B3	15	Beam	8200	V30X45	V30X45	11
N1	B4	16	Beam	5600	V30X45	V30X45	11
N1	B5	17	Beam	5600	V30X45	V30X45	11
N1	B6	18	Beam	5600	V30X45	V30X45	11
N1	B7	19	Beam	5600	V30X45	V30X45	11
N1	B8	2	Beam	2400	V30X45	V30X45	11
N1	B12	6	Beam	2400	V30X45	V30X45	11
N1	B13	22	Beam	5600	VB20X45	VB20X45	11
N1	B18	23	Beam	5600	VB20X45	VB20X45	11
N1	B19	4	Beam	2400	V30X45	V30X45	11

3.3 Shell Assignments

Table 3.3 - Shell Assignments - Summary

Story	Label	Unique Name	Section	Axis Angle deg
N1	F2	2	CUB	
N1	F1	1	LOSA	90

4 Loads

This chapter provides loading information as applied to the model.

4.1 Load Patterns

Table 4.1 - Load Patterns

Name	Type	Self Weight Multiplier	Auto Load
D	Dead	1	
L	Live	0	
LR	Live	0	
W	Wind	0	None
G	Snow	0	

4.2 Applied Loads

4.2.1 Line Loads

Table 4.2 - Frame Loads - Distributed

Story	Label	Unique Name	Design Type	Load Pattern	LoadType	Direction	Relative Distance Start	Relative Distance End	Absolute Distance Start mm	Absolute Distance End mm	Force at Start kN/m	Force at End kN/m
N1	B1	13	Beam	D	Force	Gravity	0	1	0	8200	4.4	0
N1	B2	14	Beam	D	Force	Gravity	0	1	0	8200	4.4	0
N1	B3	15	Beam	D	Force	Gravity	0	1	0	8200	4.4	0
N1	B4	16	Beam	D	Force	Gravity	0	1	0	5600	4.4	4.4
N1	B5	17	Beam	D	Force	Gravity	0	1	0	5600	4.4	4.4

4.2.2 Area Loads

Table 4.3 - Shell Loads - Uniform

Story	Label	Unique Name	Load Pattern	Direction	Load kN/m²
N1	F2	2	D	Gravity	0.64
N1	F1	1	D	Gravity	4.3
N1	F1	1	L	Gravity	2
N1	F2	2	LR	Gravity	0.5
N1	F2	2	G	Gravity	1
N1	F1	1	G	Gravity	1

4.3 Functions

4.3.1 Response Spectrum Functions

Table 4.4 - Response Spectrum Function - User

Name	Period sec	Acceleration	Damping %
Umbral	0	0.03	2
Umbral	0.01	0.032	
Umbral	0.02	0.035	
Umbral	0.03	0.037	
Umbral	0.04	0.04	
Umbral	0.05	0.042	
Umbral	0.06	0.044	
Umbral	0.07	0.047	
Umbral	0.08	0.049	
Umbral	0.09	0.052	
Umbral	0.1	0.054	
Umbral	0.11	0.056	
Umbral	0.12	0.059	
Umbral	0.13	0.061	

Name	Period sec	Acceleration	Damping %
Umbral	0.14	0.064	
Umbral	0.15	0.066	
Umbral	0.16	0.068	
Umbral	0.17	0.071	
Umbral	0.18	0.073	
Umbral	0.19	0.076	
Umbral	0.2	0.078	
Umbral	0.21	0.08	
Umbral	0.22	0.083	
Umbral	0.23	0.085	
Umbral	0.24	0.088	
Umbral	0.25	0.09	
Umbral	0.26	0.09	
Umbral	0.27	0.09	
Umbral	0.28	0.09	
Umbral	0.29	0.09	
Umbral	0.3	0.09	
Umbral	0.31	0.09	
Umbral	0.32	0.09	
Umbral	0.33	0.09	
Umbral	0.34	0.09	
Umbral	0.35	0.09	
Umbral	0.36	0.09	
Umbral	0.37	0.09	
Umbral	0.38	0.09	
Umbral	0.39	0.09	
Umbral	0.4	0.09	
Umbral	0.41	0.09	
Umbral	0.42	0.09	
Umbral	0.43	0.09	
Umbral	0.44	0.09	
Umbral	0.45	0.09	
Umbral	0.46	0.09	
Umbral	0.47	0.09	
Umbral	0.48	0.09	
Umbral	0.49	0.09	
Umbral	0.5	0.09	
Umbral	0.51	0.09	
Umbral	0.52	0.09	
Umbral	0.53	0.09	
Umbral	0.54	0.09	
Umbral	0.55	0.09	
Umbral	0.56	0.09	
Umbral	0.57	0.09	
Umbral	0.58	0.09	
Umbral	0.59	0.09	
Umbral	0.6	0.09	
Umbral	0.61	0.09	
Umbral	0.62	0.09	
Umbral	0.63	0.09	
Umbral	0.64	0.09	
Umbral	0.65	0.09	
Umbral	0.66	0.09	
Umbral	0.67	0.09	
Umbral	0.68	0.09	
Umbral	0.69	0.09	
Umbral	0.7	0.09	
Umbral	0.71	0.09	
Umbral	0.72	0.09	
Umbral	0.73	0.09	

Name	Period sec	Acceleration	Damping %
Umbral	0.74	0.09	
Umbral	0.75	0.09	
Umbral	0.76	0.09	
Umbral	0.77	0.09	
Umbral	0.78	0.09	
Umbral	0.79	0.09	
Umbral	0.8	0.09	
Umbral	0.81	0.09	
Umbral	0.82	0.09	
Umbral	0.83	0.09	
Umbral	0.84	0.09	
Umbral	0.85	0.09	
Umbral	0.86	0.09	
Umbral	0.87	0.09	
Umbral	0.88	0.09	
Umbral	0.89	0.09	
Umbral	0.9	0.09	
Umbral	0.91	0.09	
Umbral	0.92	0.09	
Umbral	0.93	0.09	
Umbral	0.94	0.09	
Umbral	0.95	0.09	
Umbral	0.96	0.09	
Umbral	0.97	0.09	
Umbral	0.98	0.09	
Umbral	0.99	0.09	
Umbral	1	0.09	
Umbral	1.01	0.09	
Umbral	1.02	0.09	
Umbral	1.03	0.09	
Umbral	1.04	0.09	
Umbral	1.05	0.09	
Umbral	1.06	0.09	
Umbral	1.07	0.09	
Umbral	1.08	0.09	
Umbral	1.09	0.09	
Umbral	1.1	0.09	
Umbral	1.11	0.09	
Umbral	1.12	0.09	
Umbral	1.13	0.09	
Umbral	1.14	0.09	
Umbral	1.15	0.09	
Umbral	1.16	0.09	
Umbral	1.17	0.09	
Umbral	1.18	0.09	
Umbral	1.19	0.09	
Umbral	1.2	0.09	
Umbral	1.21	0.09	
Umbral	1.22	0.09	
Umbral	1.23	0.09	
Umbral	1.24	0.09	
Umbral	1.25	0.09	
Umbral	1.26	0.09	
Umbral	1.27	0.09	
Umbral	1.28	0.09	
Umbral	1.29	0.09	
Umbral	1.3	0.09	
Umbral	1.31	0.09	
Umbral	1.32	0.09	
Umbral	1.33	0.09	

Name	Period sec	Acceleration	Damping %
Umbral	1.34	0.09	
Umbral	1.35	0.09	
Umbral	1.36	0.09	
Umbral	1.37	0.09	
Umbral	1.38	0.09	
Umbral	1.39	0.09	
Umbral	1.4	0.09	
Umbral	1.41	0.09	
Umbral	1.42	0.09	
Umbral	1.43	0.09	
Umbral	1.44	0.09	
Umbral	1.45	0.09	
Umbral	1.46	0.09	
Umbral	1.47	0.09	
Umbral	1.48	0.09	
Umbral	1.49	0.09	
Umbral	1.5	0.09	
Umbral	1.51	0.09	
Umbral	1.52	0.09	
Umbral	1.53	0.09	
Umbral	1.54	0.09	
Umbral	1.55	0.09	
Umbral	1.56	0.09	
Umbral	1.57	0.09	
Umbral	1.58	0.09	
Umbral	1.59	0.09	
Umbral	1.6	0.09	
Umbral	1.61	0.09	
Umbral	1.62	0.09	
Umbral	1.63	0.09	
Umbral	1.64	0.09	
Umbral	1.65	0.09	
Umbral	1.66	0.09	
Umbral	1.67	0.09	
Umbral	1.68	0.09	
Umbral	1.69	0.09	
Umbral	1.7	0.09	
Umbral	1.71	0.09	
Umbral	1.72	0.09	
Umbral	1.73	0.09	
Umbral	1.74	0.09	
Umbral	1.75	0.09	
Umbral	1.76	0.09	
Umbral	1.77	0.09	
Umbral	1.78	0.09	
Umbral	1.79	0.09	
Umbral	1.8	0.09	
Umbral	1.81	0.09	
Umbral	1.82	0.09	
Umbral	1.83	0.09	
Umbral	1.84	0.09	
Umbral	1.85	0.09	
Umbral	1.86	0.09	
Umbral	1.87	0.09	
Umbral	1.88	0.09	
Umbral	1.89	0.09	
Umbral	1.9	0.09	
Umbral	1.91	0.09	
Umbral	1.92	0.09	
Umbral	1.93	0.09	

Name	Period sec	Acceleration	Damping %
Umbral	1.94	0.09	
Umbral	1.95	0.09	
Umbral	1.96	0.09	
Umbral	1.97	0.09	
Umbral	1.98	0.09	
Umbral	1.99	0.09	
Umbral	2	0.09	
Umbral	2.01	0.09	
Umbral	2.02	0.09	
Umbral	2.03	0.09	
Umbral	2.04	0.09	
Umbral	2.05	0.09	
Umbral	2.06	0.09	
Umbral	2.07	0.09	
Umbral	2.08	0.09	
Umbral	2.09	0.09	
Umbral	2.1	0.09	
Umbral	2.11	0.09	
Umbral	2.12	0.09	
Umbral	2.13	0.09	
Umbral	2.14	0.09	
Umbral	2.15	0.09	
Umbral	2.16	0.09	
Umbral	2.17	0.09	
Umbral	2.18	0.09	
Umbral	2.19	0.09	
Umbral	2.2	0.089	
Umbral	2.21	0.089	
Umbral	2.22	0.089	
Umbral	2.23	0.088	
Umbral	2.24	0.088	
Umbral	2.25	0.088	
Umbral	2.26	0.087	
Umbral	2.27	0.087	
Umbral	2.28	0.086	
Umbral	2.29	0.086	
Umbral	2.3	0.086	
Umbral	2.31	0.085	
Umbral	2.32	0.085	
Umbral	2.33	0.084	
Umbral	2.34	0.084	
Umbral	2.35	0.084	
Umbral	2.36	0.083	
Umbral	2.37	0.083	
Umbral	2.38	0.083	
Umbral	2.39	0.082	
Umbral	2.4	0.082	
Umbral	2.41	0.082	
Umbral	2.42	0.081	
Umbral	2.43	0.081	
Umbral	2.44	0.081	
Umbral	2.45	0.08	
Umbral	2.46	0.08	
Umbral	2.47	0.08	
Umbral	2.48	0.079	
Umbral	2.49	0.079	
Umbral	2.5	0.079	
Umbral	2.51	0.078	
Umbral	2.52	0.078	
Umbral	2.53	0.078	

Name	Period sec	Acceleration	Damping %
Umbral	2.54	0.078	
Umbral	2.55	0.077	
Umbral	2.56	0.077	
Umbral	2.57	0.077	
Umbral	2.58	0.076	
Umbral	2.59	0.076	
Umbral	2.6	0.076	
Umbral	2.61	0.075	
Umbral	2.62	0.075	
Umbral	2.63	0.075	
Umbral	2.64	0.075	
Umbral	2.65	0.074	
Umbral	2.66	0.074	
Umbral	2.67	0.074	
Umbral	2.68	0.073	
Umbral	2.69	0.073	
Umbral	2.7	0.073	
Umbral	2.71	0.073	
Umbral	2.72	0.072	
Umbral	2.73	0.072	
Umbral	2.74	0.072	
Umbral	2.75	0.072	
Umbral	2.76	0.071	
Umbral	2.77	0.071	
Umbral	2.78	0.071	
Umbral	2.79	0.071	
Umbral	2.8	0.07	
Umbral	2.81	0.07	
Umbral	2.82	0.07	
Umbral	2.83	0.07	
Umbral	2.84	0.069	
Umbral	2.85	0.069	
Umbral	2.86	0.069	
Umbral	2.87	0.069	
Umbral	2.88	0.068	
Umbral	2.89	0.068	
Umbral	2.9	0.068	
Umbral	2.91	0.068	
Umbral	2.92	0.067	
Umbral	2.93	0.067	
Umbral	2.94	0.067	
Umbral	2.95	0.067	
Umbral	2.96	0.067	
Umbral	2.97	0.066	
Umbral	2.98	0.066	
Umbral	2.99	0.066	
Umbral	3	0.066	
Umbral	3.01	0.065	
Umbral	3.02	0.065	
Umbral	3.03	0.065	
Umbral	3.04	0.065	
Umbral	3.05	0.065	
Umbral	3.06	0.064	
Umbral	3.07	0.064	
Umbral	3.08	0.064	
Umbral	3.09	0.064	
Umbral	3.1	0.064	
Umbral	3.11	0.063	
Umbral	3.12	0.063	
Umbral	3.13	0.063	

Name	Period sec	Acceleration	Damping %
Umbral	3.14	0.063	
Umbral	3.15	0.063	
Umbral	3.16	0.062	
Umbral	3.17	0.062	
Umbral	3.18	0.062	
Umbral	3.19	0.062	
Umbral	3.2	0.062	
Umbral	3.21	0.061	
Umbral	3.22	0.061	
Umbral	3.23	0.061	
Umbral	3.24	0.061	
Umbral	3.25	0.061	
Umbral	3.26	0.06	
Umbral	3.27	0.06	
Umbral	3.28	0.06	
Umbral	3.29	0.06	
Umbral	3.3	0.06	
Umbral	3.31	0.059	
Umbral	3.32	0.059	
Umbral	3.33	0.059	
Umbral	3.34	0.059	
Umbral	3.35	0.059	
Umbral	3.36	0.059	
Umbral	3.37	0.058	
Umbral	3.38	0.058	
Umbral	3.39	0.058	
Umbral	3.4	0.058	
Umbral	3.41	0.058	
Umbral	3.42	0.058	
Umbral	3.43	0.057	
Umbral	3.44	0.057	
Umbral	3.45	0.057	
Umbral	3.46	0.057	
Umbral	3.47	0.057	
Umbral	3.48	0.057	
Umbral	3.49	0.056	
Umbral	3.5	0.056	
Umbral	3.51	0.056	
Umbral	3.52	0.056	
Umbral	3.53	0.056	
Umbral	3.54	0.056	
Umbral	3.55	0.055	
Umbral	3.56	0.055	
Umbral	3.57	0.055	
Umbral	3.58	0.055	
Umbral	3.59	0.055	
Umbral	3.6	0.055	
Umbral	3.61	0.055	
Umbral	3.62	0.054	
Umbral	3.63	0.054	
Umbral	3.64	0.054	
Umbral	3.65	0.054	
Umbral	3.66	0.054	
Umbral	3.67	0.054	
Umbral	3.68	0.053	
Umbral	3.69	0.053	
Umbral	3.7	0.053	
Umbral	3.71	0.053	
Umbral	3.72	0.053	
Umbral	3.73	0.053	

Name	Period sec	Acceleration	Damping %
Umbral	3.74	0.053	
Umbral	3.75	0.053	
Umbral	3.76	0.052	
Umbral	3.77	0.052	
Umbral	3.78	0.052	
Umbral	3.79	0.052	
Umbral	3.8	0.052	
Umbral	3.81	0.052	
Umbral	3.82	0.052	
Umbral	3.83	0.051	
Umbral	3.84	0.051	
Umbral	3.85	0.051	
Umbral	3.86	0.051	
Umbral	3.87	0.051	
Umbral	3.88	0.051	
Umbral	3.89	0.051	
Umbral	3.9	0.05	
Umbral	3.91	0.05	
Umbral	3.92	0.05	
Umbral	3.93	0.05	
Umbral	3.94	0.05	
Umbral	3.95	0.05	
Umbral	3.96	0.05	
Umbral	3.97	0.05	
Umbral	3.98	0.049	
Umbral	3.99	0.049	
Umbral	4	0.049	
Umbral	4.01	0.049	
Umbral	4.02	0.049	
Umbral	4.03	0.049	
Umbral	4.04	0.049	
Umbral	4.05	0.049	
Umbral	4.06	0.048	
Umbral	4.07	0.048	
Umbral	4.08	0.048	
Umbral	4.09	0.048	
Umbral	4.1	0.048	
Umbral	4.11	0.048	
Umbral	4.12	0.048	
Umbral	4.13	0.048	
Umbral	4.14	0.048	
Umbral	4.15	0.047	
Umbral	4.16	0.047	
Umbral	4.17	0.047	
Umbral	4.18	0.047	
Umbral	4.19	0.047	
Umbral	4.2	0.047	
Umbral	4.21	0.047	
Umbral	4.22	0.047	
Umbral	4.23	0.047	
Umbral	4.24	0.046	
Umbral	4.25	0.046	
Umbral	4.26	0.046	
Umbral	4.27	0.046	
Umbral	4.28	0.046	
Umbral	4.29	0.046	
Umbral	4.3	0.046	
Umbral	4.31	0.046	
Umbral	4.32	0.046	
Umbral	4.33	0.045	

Name	Period sec	Acceleration	Damping %
Umbral	4.34	0.045	
Umbral	4.35	0.045	
Umbral	4.36	0.045	
Umbral	4.37	0.045	
Umbral	4.38	0.045	
Umbral	4.39	0.045	
Umbral	4.4	0.045	
Umbral	4.41	0.045	
Umbral	4.42	0.045	
Umbral	4.43	0.044	
Umbral	4.44	0.044	
Umbral	4.45	0.044	
Umbral	4.46	0.044	
Umbral	4.47	0.044	
Umbral	4.48	0.044	
Umbral	4.49	0.044	
Umbral	4.5	0.044	
Umbral	4.51	0.044	
Umbral	4.52	0.044	
Umbral	4.53	0.043	
Umbral	4.54	0.043	
Umbral	4.55	0.043	
Umbral	4.56	0.043	
Umbral	4.57	0.043	
Umbral	4.58	0.043	
Umbral	4.59	0.043	
Umbral	4.6	0.043	
Umbral	4.61	0.043	
Umbral	4.62	0.043	
Umbral	4.63	0.043	
Umbral	4.64	0.042	
Umbral	4.65	0.042	
Umbral	4.66	0.042	
Umbral	4.67	0.042	
Umbral	4.68	0.042	
Umbral	4.69	0.042	
Umbral	4.7	0.042	
Umbral	4.71	0.042	
Umbral	4.72	0.042	
Umbral	4.73	0.042	
Umbral	4.74	0.042	
Umbral	4.75	0.041	
Umbral	4.76	0.041	
Umbral	4.77	0.041	
Umbral	4.78	0.041	
Umbral	4.79	0.041	
Umbral	4.8	0.041	
Umbral	4.81	0.041	
Umbral	4.82	0.041	
Umbral	4.83	0.041	
Umbral	4.84	0.041	
Umbral	4.85	0.041	
Umbral	4.86	0.041	
Umbral	4.87	0.04	
Umbral	4.88	0.04	
Umbral	4.89	0.04	
Umbral	4.9	0.04	
Umbral	4.91	0.04	
Umbral	4.92	0.04	
Umbral	4.93	0.04	

Name	Period sec	Acceleration	Damping %
Umbral	4.94	0.04	
Umbral	4.95	0.04	
Umbral	4.96	0.04	
Umbral	4.97	0.04	
Umbral	4.98	0.04	
Umbral	4.99	0.039	
Umbral	5	0.039	
Umbral	5.01	0.039	
Umbral	5.02	0.039	
Umbral	5.03	0.039	
Umbral	5.04	0.039	
Umbral	5.05	0.039	
Umbral	5.06	0.039	
Umbral	5.07	0.039	
Umbral	5.08	0.039	
Umbral	5.09	0.039	
Umbral	5.1	0.039	
Umbral	5.11	0.039	
Umbral	5.12	0.038	
Umbral	5.13	0.038	
Umbral	5.14	0.038	
Umbral	5.15	0.038	
Umbral	5.16	0.038	
Umbral	5.17	0.038	
Umbral	5.18	0.038	
Umbral	5.19	0.038	
Umbral	5.2	0.038	
Umbral	5.21	0.038	
Umbral	5.22	0.038	
Umbral	5.23	0.038	
Umbral	5.24	0.038	
Umbral	5.25	0.038	
Umbral	5.26	0.037	
Umbral	5.27	0.037	
Umbral	5.28	0.037	
Umbral	5.29	0.037	
Umbral	5.3	0.037	
Umbral	5.31	0.037	
Umbral	5.32	0.037	
Umbral	5.33	0.037	
Umbral	5.34	0.037	
Umbral	5.35	0.037	
Umbral	5.36	0.037	
Umbral	5.37	0.037	
Umbral	5.38	0.037	
Umbral	5.39	0.037	
Umbral	5.4	0.036	
Umbral	5.41	0.036	
Umbral	5.42	0.036	
Umbral	5.43	0.036	
Umbral	5.44	0.036	
Umbral	5.45	0.036	
Umbral	5.46	0.036	
Umbral	5.47	0.036	
Umbral	5.48	0.036	
Umbral	5.49	0.036	
Umbral	5.5	0.036	
Umbral	5.51	0.036	
Umbral	5.52	0.036	
Umbral	5.53	0.036	

Name	Period sec	Acceleration	Damping %
Umbral	5.54	0.036	
Umbral	5.55	0.035	
Umbral	5.56	0.035	
Umbral	5.57	0.035	
Umbral	5.58	0.035	
Umbral	5.59	0.035	
Umbral	5.6	0.035	
Umbral	5.61	0.035	
Umbral	5.62	0.035	
Umbral	5.63	0.035	
Umbral	5.64	0.035	
Umbral	5.65	0.035	
Umbral	5.66	0.035	
Umbral	5.67	0.035	
Umbral	5.68	0.035	
Umbral	5.69	0.035	
Umbral	5.7	0.035	
Umbral	5.71	0.034	
Umbral	5.72	0.034	
Umbral	5.73	0.034	
Umbral	5.74	0.034	
Umbral	5.75	0.034	
Umbral	5.76	0.034	
Umbral	5.77	0.034	
Umbral	5.78	0.034	
Umbral	5.79	0.034	
Umbral	5.8	0.034	
Umbral	5.81	0.034	
Umbral	5.82	0.034	
Umbral	5.83	0.034	
Umbral	5.84	0.034	
Umbral	5.85	0.034	
Umbral	5.86	0.034	
Umbral	5.87	0.034	
Umbral	5.88	0.033	
Umbral	5.89	0.033	
Umbral	5.9	0.033	
Umbral	5.91	0.033	
Umbral	5.92	0.033	
Umbral	5.93	0.033	
Umbral	5.94	0.033	
Umbral	5.95	0.033	
Umbral	5.96	0.033	
Umbral	5.97	0.033	
Umbral	5.98	0.033	
Umbral	5.99	0.033	
Umbral	6	0.033	
Umbral	6.01	0.033	
Umbral	6.02	0.033	
Umbral	6.03	0.033	
Umbral	6.04	0.033	
Umbral	6.05	0.033	
Umbral	6.06	0.032	
Umbral	6.07	0.032	
Umbral	6.08	0.032	
Umbral	6.09	0.032	
Umbral	6.1	0.032	
Umbral	6.11	0.032	
Umbral	6.12	0.032	
Umbral	6.13	0.032	

Name	Period sec	Acceleration	Damping %
Umbral	6.14	0.032	
Umbral	6.15	0.032	
Umbral	6.16	0.032	
Umbral	6.17	0.032	
Umbral	6.18	0.032	
Umbral	6.19	0.032	
Umbral	6.2	0.032	
Umbral	6.21	0.032	
Umbral	6.22	0.032	
Umbral	6.23	0.032	
Umbral	6.24	0.032	
Umbral	6.25	0.032	
Umbral	6.26	0.031	
Umbral	6.27	0.031	
Umbral	6.28	0.031	
Umbral	6.29	0.031	
Umbral	6.3	0.031	
Umbral	6.31	0.031	
Umbral	6.32	0.031	
Umbral	6.33	0.031	
Umbral	6.34	0.031	
Umbral	6.35	0.031	
Umbral	6.36	0.031	
Umbral	6.37	0.031	
Umbral	6.38	0.031	
Umbral	6.39	0.031	
Umbral	6.4	0.031	
Umbral	6.41	0.031	
Umbral	6.42	0.031	
Umbral	6.43	0.031	
Umbral	6.44	0.031	
Umbral	6.45	0.031	
Umbral	6.46	0.03	
Umbral	6.47	0.03	
Umbral	6.48	0.03	
Umbral	6.49	0.03	
Umbral	6.5	0.03	
Umbral	6.51	0.03	
Umbral	6.52	0.03	
Umbral	6.53	0.03	
Umbral	6.54	0.03	
Umbral	6.55	0.03	
Umbral	6.56	0.03	
Umbral	6.57	0.03	
Umbral	6.58	0.03	
Umbral	6.59	0.03	
Umbral	6.6	0.03	
Umbral	6.61	0.03	
Umbral	6.62	0.03	
Umbral	6.63	0.03	
Umbral	6.64	0.03	
Umbral	6.65	0.03	
Umbral	6.66	0.03	
Umbral	6.67	0.03	
Umbral	6.68	0.029	
Umbral	6.69	0.029	
Umbral	6.7	0.029	
Umbral	6.71	0.029	
Umbral	6.72	0.029	
Umbral	6.73	0.029	

Name	Period sec	Acceleration	Damping %
Umbral	6.74	0.029	
Umbral	6.75	0.029	
Umbral	6.76	0.029	
Umbral	6.77	0.029	
Umbral	6.78	0.029	
Umbral	6.79	0.029	
Umbral	6.8	0.029	
Umbral	6.81	0.029	
Umbral	6.82	0.029	
Umbral	6.83	0.029	
Umbral	6.84	0.029	
Umbral	6.85	0.029	
Umbral	6.86	0.029	
Umbral	6.87	0.029	
Umbral	6.88	0.029	
Umbral	6.89	0.029	
Umbral	6.9	0.029	
Umbral	6.91	0.028	
Umbral	6.92	0.028	
Umbral	6.93	0.028	
Umbral	6.94	0.028	
Umbral	6.95	0.028	
Umbral	6.96	0.028	
Umbral	6.97	0.028	
Umbral	6.98	0.028	
Umbral	6.99	0.028	
Umbral	7	0.028	
Umbral	7.01	0.028	
Umbral	7.02	0.028	
Umbral	7.03	0.028	
Umbral	7.04	0.028	
Umbral	7.05	0.028	
Umbral	7.06	0.028	
Umbral	7.07	0.028	
Umbral	7.08	0.028	
Umbral	7.09	0.028	
Umbral	7.1	0.028	
Umbral	7.11	0.028	
Umbral	7.12	0.028	
Umbral	7.13	0.028	
Umbral	7.14	0.028	
Umbral	7.15	0.028	
Umbral	7.16	0.027	
Umbral	7.17	0.027	
Umbral	7.18	0.027	
Umbral	7.19	0.027	
Umbral	7.2	0.027	
Umbral	7.21	0.027	
Umbral	7.22	0.027	
Umbral	7.23	0.027	
Umbral	7.24	0.027	
Umbral	7.25	0.027	
Umbral	7.26	0.027	
Umbral	7.27	0.027	
Umbral	7.28	0.027	
Umbral	7.29	0.027	
Umbral	7.3	0.027	
Umbral	7.31	0.027	
Umbral	7.32	0.027	
Umbral	7.33	0.027	

Name	Period sec	Acceleration	Damping %
Umbral	7.34	0.027	
Umbral	7.35	0.027	
Umbral	7.36	0.027	
Umbral	7.37	0.027	
Umbral	7.38	0.027	
Umbral	7.39	0.027	
Umbral	7.4	0.027	
Umbral	7.41	0.027	
Umbral	7.42	0.027	
Umbral	7.43	0.026	
Umbral	7.44	0.026	
Umbral	7.45	0.026	
Umbral	7.46	0.026	
Umbral	7.47	0.026	
Umbral	7.48	0.026	
Umbral	7.49	0.026	
Umbral	7.5	0.026	

4.4 Load Cases

Table 4.5 - Load Cases - Summary

Name	Type
D	Linear Static
L	Linear Static
LR	Linear Static
EX	Response Spectrum
EY	Response Spectrum
DISX	Response Spectrum
DISY	Response Spectrum
W	Linear Static
G	Linear Static
DERUX	Response Spectrum
DERUY	Response Spectrum

4.5 Load Combinations

Table 4.6 - Load Combinations

Name	Load Case/Combo	Scale Factor	Type	Auto
COMB1	D	1.4	Linear Add	No
COMB2	D	1.2	Linear Add	No
COMB2	L	1.6		No
COMB2	LR	0.5		No
COMB3	D	1.2	Linear Add	No
COMB3	L	1		No
COMB3	LR	1.6		No
COMB4	D	1.2	Linear Add	No
COMB4	L	1		No
COMB4	LR	0.5		No
COMB5	D	1.2	Linear Add	No
COMB5	L	1		No
COMB5	DISX	1		No
COMB5	DISY	0.3		No
COMB6	D	1.2	Linear Add	No
COMB6	L	1		No
COMB6	DISY	1		No
COMB6	DISX	0.3		No

Name	Load Case/Combo	Scale Factor	Type	Auto
COMB7	D	0.9	Linear Add	No
COMB7	DISY	1		No
COMB7	DISX	0.3		No
COMB8	D	0.9	Linear Add	No
COMB8	DISY	0.3		No
COMB8	DISX	1		No
ENVE	COMB1	1	Envelope	No
ENVE	COMB2	1		No
ENVE	COMB3	1		No
ENVE	COMB4	1		No
ENVE	COMB5	1		No
ENVE	COMB6	1		No
ENVE	COMB7	1		No
ENVE	COMB8	1		No
CIM01	D	1	Linear Add	No
CIM02	D	1	Linear Add	No
CIM02	L	1		No
CIM03	D	1	Linear Add	No
CIM03	LR	1		No
CIM04	D	1	Linear Add	No
CIM04	L	0.75		No
CIM04	LR	0.75		No
CIM05	D	1	Linear Add	No
CIM05	DISX	0.7		No
CIM05	DISY	0.21		No
CIM06	D	1	Linear Add	No
CIM06	DISX	0.21		No
CIM06	DISY	0.7		No
CIM07	D	1	Linear Add	No
CIM07	DISX	0.53		No
CIM07	DISY	0.16		No
CIM07	L	0.75		No
CIM07	LR	0.75		No
CIM08	D	1	Linear Add	No
CIM08	DISX	0.16		No
CIM08	DISY	0.53		No
CIM08	L	0.75		No
CIM08	LR	0.75		No
DER01	D	1.4	Linear Add	No
DER02	D	1.2	Linear Add	No
DER02	L	1.6		No
DER02	LR	0.5		No
DER03	D	1.2	Linear Add	No
DER03	L	1		No
DER03	LR	1.6		No
DER04	D	1.2	Linear Add	No
DER04	L	1		No
DER04	LR	0.5		No
DER05	D	1.2	Linear Add	No
DER05	L	1		No
DER05	EX	1		No
DER06	D	1.2	Linear Add	No
DER06	L	1		No
DER06	EY	1		No
DER07	D	0.9	Linear Add	No
DER07	EX	1		No
DER08	D	0.9	Linear Add	No
DER08	EY	1		No
DERUD01	D	1.4	Linear Add	No
DERUD02	D	1.2	Linear Add	No

Name	Load Case/Combo	Scale Factor	Type	Auto
DERUD02	L	1.6		No
DERUD02	LR	0.5		No
DERUD03	D	1.2	Linear Add	No
DERUD03	L	1		No
DERUD03	LR	1.6		No
DERUD04	D	1.2	Linear Add	No
DERUD04	L	1		No
DERUD04	LR	0.5		No
DERUD05	D	1.2	Linear Add	No
DERUD05	L	1		No
DERUD05	DERUX	1		No
DERUD06	D	1.2	Linear Add	No
DERUD06	L	1		No
DERUD06	DERUY	1		No
DERUD07	D	0.9	Linear Add	No
DERUD07	DERUX	1		No
DERUD08	D	0.9	Linear Add	No
DERUD08	DERUY	1		No
CIM09	D	0.6	Linear Add	No
CIM09	DISX	0.7		No
CIM09	DISY	0.21		No
CIM10	D	0.6	Linear Add	No
CIM10	DISX	0.21		No
CIM10	DISY	0.7		No
CIM11	D	1	Linear Add	No
CIM11	G	1		No
CIM12	D	1	Linear Add	No
CIM12	G	0.75		No
CIM12	L	0.75		No
CIM13	D	1	Linear Add	No
CIM13	G	0.75		No
CIM13	L	0.75		No
CIM13	DISX	0.53		No
CIM13	DISY	0.16		No
CIM14	D	1	Linear Add	No
CIM14	G	0.75		No
CIM14	L	0.75		No
CIM14	DISX	0.16		No
CIM14	DISY	0.53		No
CIM15	D	0.6	Linear Add	No
COMB9	D	1.2	Linear Add	No
COMB9	L	1.6		No
COMB9	G	0.5		No
DER09	D	1.2	Linear Add	No
DER09	L	1.6		No
DER09	G	0.5		No
DERUD09	D	1.2	Linear Add	No
DERUD09	L	1.6		No
DERUD09	G	0.5		No
DERUD10	D	1.2	Linear Add	No
DERUD10	L	1		No
DERUD10	G	1.6		No
DER10	D	1.2	Linear Add	No
DER10	L	1		No
DER10	G	1.6		No
COMB10	D	1.2	Linear Add	No
COMB10	L	1		No
COMB10	G	1.6		No
COMB11	D	1.2	Linear Add	No
COMB11	L	1		No

Name	Load Case/Combo	Scale Factor	Type	Auto
COMB11	G	0.5		No
DER11	D	1.2	Linear Add	No
DER11	L	1		No
DER11	G	0.5		No
DERUD11	D	1.2	Linear Add	No
DERUD11	L	1		No
DERUD11	G	0.5		No

5 Analysis Results

This chapter provides analysis results.

5.1 Structure Results

Table 5.1 - Base Reactions

Load Case/Combo	FX kN	FY kN	FZ kN	MX kN-m	MY kN-m	MZ kN-m	X m	Y m	Z m
D	0	0	536.5918	1043.1223	-3004.9139	0	0	0	0
L	0	0	53.76	-64.6911	-301.056	0	0	0	0
LR	0	0	45.92	188.2732	-257.152	0	0	0	0
EX Max	376.4725	0	0	0	1227.3097	1803.0079	0	0	0
EY Max	0	377.4222	0	1230.36	0	2113.5642	0	0	0
DISX Max	235.2953	0	0	0	767.0685	1126.8799	0	0	0
DISY Max	0	235.8889	0	768.975	0	1320.9777	0	0	0
W	0	0	0	0	0	0	0	0	0
G	0	0	118.72	344.2008	-664.832	0	0	0	0
DERUX Max	33.0828	0	0	0	107.8634	138.5618	0	0	0
DERUY Max	0	33.0306	0	107.6767	0	184.9716	0	0	0
COMB1	0	0	751.2285	1460.3713	-4206.8794	0	0	0	0
COMB2	0	0	752.8861	1242.3776	-4216.1622	0	0	0	0
COMB3	0	0	771.1421	1488.2928	-4318.3958	0	0	0	0
COMB4	0	0	720.6301	1281.1922	-4035.5286	0	0	0	0
COMB5 Max	235.2953	70.7667	697.6701	1417.7481	-3139.8841	1523.1732	0	0	0
COMB5 Min	-235.2953	-70.7667	697.6701	956.3631	-4674.0212	-1523.1732	0	0	0
COMB6 Max	70.5886	235.8889	697.6701	1956.0306	-3676.8321	1659.0416	0	0	0
COMB6 Min	-70.5886	-235.8889	697.6701	418.0806	-4137.0732	-1659.0416	0	0	0
COMB7 Max	70.5886	235.8889	482.9326	1707.7851	-2474.3019	1659.0416	0	0	0
COMB7 Min	-70.5886	-235.8889	482.9326	169.8351	-2934.543	-1659.0416	0	0	0
COMB8 Max	235.2953	70.7667	482.9326	1169.5026	-1937.3539	1523.1732	0	0	0
COMB8 Min	-235.2953	-70.7667	482.9326	708.1176	-3471.491	-1523.1732	0	0	0
ENVE Max	235.2953	235.8889	771.1421	1956.0306	-1937.3539	1659.0416	0	0	0
ENVE Min	-235.2953	-235.8889	482.9326	169.8351	-4674.0212	-1659.0416	0	0	0
CIM01	0	0	536.5918	1043.1223	-3004.9139	0	0	0	0
CIM02	0	0	590.3518	978.4312	-3305.9699	0	0	0	0
CIM03	0	0	582.5118	1231.3955	-3262.0659	0	0	0	0
CIM04	0	0	611.3518	1135.8089	-3423.5699	0	0	0	0
CIM05 Max	164.7067	49.5367	536.5918	1204.6071	-2467.9659	1066.2213	0	0	0
CIM05 Min	-164.7067	-49.5367	536.5918	881.6376	-3541.8618	-1066.2213	0	0	0
CIM06 Max	49.412	165.1222	536.5918	1581.4048	-2843.8295	1161.3291	0	0	0
CIM06 Min	-49.412	-165.1222	536.5918	504.8398	-3165.9983	-1161.3291	0	0	0
CIM07 Max	124.7065	37.7422	611.3518	1258.8449	-3017.0235	808.6028	0	0	0
CIM07 Min	-124.7065	-37.7422	611.3518	1012.7729	-3830.1162	-808.6028	0	0	0
CIM08 Max	37.6472	125.0211	611.3518	1543.3656	-3300.8389	880.4189	0	0	0
CIM08 Min	-37.6472	-125.0211	611.3518	728.2521	-3546.3008	-880.4189	0	0	0
DER01	0	0	751.2285	1460.3713	-4206.8794	0	0	0	0
DER02	0	0	752.8861	1242.3776	-4216.1622	0	0	0	0
DER03	0	0	771.1421	1488.2928	-4318.3958	0	0	0	0
DER04	0	0	720.6301	1281.1922	-4035.5286	0	0	0	0
DER05 Max	376.4725	0	697.6701	1187.0556	-2679.643	1803.0079	0	0	0
DER05 Min	-376.4725	0	697.6701	1187.0556	-5134.2623	-1803.0079	0	0	0
DER06 Max	0	377.4222	697.6701	2417.4157	-3906.9526	2113.5642	0	0	0
DER06 Min	0	-377.4222	697.6701	-43.3044	-3906.9526	-2113.5642	0	0	0
DER07 Max	376.4725	0	482.9326	938.8101	-1477.1128	1803.0079	0	0	0
DER07 Min	-376.4725	0	482.9326	938.8101	-3931.7321	-1803.0079	0	0	0
DER08 Max	0	377.4222	482.9326	2169.1701	-2704.4225	2113.5642	0	0	0
DER08 Min	0	-377.4222	482.9326	-291.5499	-2704.4225	-2113.5642	0	0	0
DERUD01	0	0	751.2285	1460.3713	-4206.8794	0	0	0	0
DERUD02	0	0	752.8861	1242.3776	-4216.1622	0	0	0	0
DERUD03	0	0	771.1421	1488.2928	-4318.3958	0	0	0	0
DERUD04	0	0	720.6301	1281.1922	-4035.5286	0	0	0	0
DERUD05 Max	33.0828	0	697.6701	1187.0556	-3799.0892	138.5618	0	0	0

Load Case/Combo	FX kN	FY kN	FZ kN	MX kN-m	MY kN-m	MZ kN-m	X m	Y m	Z m
DERUD05 Min	-33.0828	0	697.6701	1187.0556	-4014.8161	-138.5618	0	0	0
DERUD06 Max	0	33.0306	697.6701	1294.7324	-3906.9526	184.9716	0	0	0
DERUD06 Min	0	-33.0306	697.6701	1079.3789	-3906.9526	-184.9716	0	0	0
DERUD07 Max	33.0828	0	482.9326	938.8101	-2596.559	138.5618	0	0	0
DERUD07 Min	-33.0828	0	482.9326	938.8101	-2812.2859	-138.5618	0	0	0
DERUD08 Max	0	33.0306	482.9326	1046.4868	-2704.4225	184.9716	0	0	0
DERUD08 Min	0	-33.0306	482.9326	831.1334	-2704.4225	-184.9716	0	0	0
CIM09 Max	164.7067	49.5367	321.9551	787.3581	-1266.0003	1066.2213	0	0	0
CIM09 Min	-164.7067	-49.5367	321.9551	464.3886	-2339.8963	-1066.2213	0	0	0
CIM10 Max	49.412	165.1222	321.9551	1164.1559	-1641.8639	1161.3291	0	0	0
CIM10 Min	-49.412	-165.1222	321.9551	87.5909	-1964.0327	-1161.3291	0	0	0
CIM11	0	0	655.3118	1387.3232	-3669.7459	0	0	0	0
CIM12	0	0	665.9518	1252.7546	-3729.3299	0	0	0	0
CIM13 Max	124.7065	37.7422	665.9518	1375.7906	-3322.7835	808.6028	0	0	0
CIM13 Min	-124.7065	-37.7422	665.9518	1129.7186	-4135.8762	-808.6028	0	0	0
CIM14 Max	37.6472	125.0211	665.9518	1660.3113	-3606.5989	880.4189	0	0	0
CIM14 Min	-37.6472	-125.0211	665.9518	845.1978	-3852.0608	-880.4189	0	0	0
CIM15	0	0	321.9551	625.8734	-1802.9483	0	0	0	0
COMB9	0	0	789.2861	1320.3414	-4420.0022	0	0	0	0
DER09	0	0	789.2861	1320.3414	-4420.0022	0	0	0	0
DERUD09	0	0	789.2861	1320.3414	-4420.0022	0	0	0	0
DERUD10	0	0	887.6221	1737.777	-4970.6838	0	0	0	0
DER10	0	0	887.6221	1737.777	-4970.6838	0	0	0	0
COMB10	0	0	887.6221	1737.777	-4970.6838	0	0	0	0
COMB11	0	0	757.0301	1359.1561	-4239.3686	0	0	0	0
DER11	0	0	757.0301	1359.1561	-4239.3686	0	0	0	0
DERUD11	0	0	757.0301	1359.1561	-4239.3686	0	0	0	0

Table 5.2 - Centers of Mass and Rigidity

Story	Diaphragm	Mass X kg	Mass Y kg	XCM m	YCM m	Cumulative X kg	Cumulative Y kg	XCCM m	YCCM m	XCR m	YCR m
N1	D1	38735.89	38735.89	5.6	-0.6324	38735.89	38735.89	5.6	-0.6324	5.6	3.2375

Table 5.3 - Diaphragm Center of Mass Displacements

Story	Diaphragm	Load Case/Combo	UX mm	UY mm	RZ rad	Point	X m	Y m	Z m
N1	D1	D	0	-1.1	0	1	5.6	-0.6324	3.25
N1	D1	L	0	-0.4	0	1	5.6	-0.6324	3.25
N1	D1	LR	0	0.004673	0	1	5.6	-0.6324	3.25
N1	D1	EX Max	9.9	0	0.00102	1	5.6	-0.6324	3.25
N1	D1	EY Max	0	7.5	0	1	5.6	-0.6324	3.25
N1	D1	DISX Max	6.2	0	0.000637	1	5.6	-0.6324	3.25
N1	D1	DISY Max	0	4.7	0	1	5.6	-0.6324	3.25
N1	D1	W	0	0	0	1	5.6	-0.6324	3.25
N1	D1	G	0	-0.2	0	1	5.6	-0.6324	3.25
N1	D1	DERUX Max	0.9	0	9.1E-05	1	5.6	-0.6324	3.25
N1	D1	DERUY Max	0	0.7	0	1	5.6	-0.6324	3.25
N1	D1	COMB1	0	-1.6	0	1	5.6	-0.6324	3.25
N1	D1	COMB2	0	-2	0	1	5.6	-0.6324	3.25
N1	D1	COMB3	0	-1.7	0	1	5.6	-0.6324	3.25
N1	D1	COMB4	0	-1.7	0	1	5.6	-0.6324	3.25
N1	D1	COMB5 Max	6.2	-0.3	0.000637	1	5.6	-0.6324	3.25
N1	D1	COMB5 Min	-6.2	-3.1	-0.000637	1	5.6	-0.6324	3.25
N1	D1	COMB6 Max	1.9	2.9	0.000191	1	5.6	-0.6324	3.25
N1	D1	COMB6 Min	-1.9	-6.4	-0.000191	1	5.6	-0.6324	3.25
N1	D1	COMB7 Max	1.9	3.7	0.000191	1	5.6	-0.6324	3.25
N1	D1	COMB7 Min	-1.9	-5.7	-0.000191	1	5.6	-0.6324	3.25
N1	D1	COMB8 Max	6.2	0.4	0.000637	1	5.6	-0.6324	3.25
N1	D1	COMB8 Min	-6.2	-2.4	-0.000637	1	5.6	-0.6324	3.25

Story	Diaphragm	Load Case/Combo	UX mm	UY mm	RZ rad	Point	X m	Y m	Z m
N1	D1	ENVE Max	6.2	3.7	0.000637	1	5.6	-0.6324	3.25
N1	D1	ENVE Min	-6.2	-6.4	-0.000637	1	5.6	-0.6324	3.25
N1	D1	CIM01	0	-1.1	0	1	5.6	-0.6324	3.25
N1	D1	CIM02	0	-1.5	0	1	5.6	-0.6324	3.25
N1	D1	CIM03	0	-1.1	0	1	5.6	-0.6324	3.25
N1	D1	CIM04	0	-1.4	0	1	5.6	-0.6324	3.25
N1	D1	CIM05 Max	4.3	-0.2	0.000446	1	5.6	-0.6324	3.25
N1	D1	CIM05 Min	-4.3	-2.1	-0.000446	1	5.6	-0.6324	3.25
N1	D1	CIM06 Max	1.3	2.1	0.000134	1	5.6	-0.6324	3.25
N1	D1	CIM06 Min	-1.3	-4.4	-0.000134	1	5.6	-0.6324	3.25
N1	D1	CIM07 Max	3.3	-0.7	0.000338	1	5.6	-0.6324	3.25
N1	D1	CIM07 Min	-3.3	-2.2	-0.000338	1	5.6	-0.6324	3.25
N1	D1	CIM08 Max	1	1.1	0.000102	1	5.6	-0.6324	3.25
N1	D1	CIM08 Min	-1	-3.9	-0.000102	1	5.6	-0.6324	3.25
N1	D1	DER01	0	-1.6	0	1	5.6	-0.6324	3.25
N1	D1	DER02	0	-2	0	1	5.6	-0.6324	3.25
N1	D1	DER03	0	-1.7	0	1	5.6	-0.6324	3.25
N1	D1	DER04	0	-1.7	0	1	5.6	-0.6324	3.25
N1	D1	DER05 Max	9.9	-1.7	0.00102	1	5.6	-0.6324	3.25
N1	D1	DER05 Min	-9.9	-1.7	-0.00102	1	5.6	-0.6324	3.25
N1	D1	DER06 Max	0	5.8	0	1	5.6	-0.6324	3.25
N1	D1	DER06 Min	0	-9.2	0	1	5.6	-0.6324	3.25
N1	D1	DER07 Max	9.9	-1	0.00102	1	5.6	-0.6324	3.25
N1	D1	DER07 Min	-9.9	-1	-0.00102	1	5.6	-0.6324	3.25
N1	D1	DER08 Max	0	6.5	0	1	5.6	-0.6324	3.25
N1	D1	DER08 Min	0	-8.5	0	1	5.6	-0.6324	3.25
N1	D1	DERUD01	0	-1.6	0	1	5.6	-0.6324	3.25
N1	D1	DERUD02	0	-2	0	1	5.6	-0.6324	3.25
N1	D1	DERUD03	0	-1.7	0	1	5.6	-0.6324	3.25
N1	D1	DERUD04	0	-1.7	0	1	5.6	-0.6324	3.25
N1	D1	DERUD05 Max	0.9	-1.7	9.1E-05	1	5.6	-0.6324	3.25
N1	D1	DERUD05 Min	-0.9	-1.7	-9.1E-05	1	5.6	-0.6324	3.25
N1	D1	DERUD06 Max	0	-1.1	0	1	5.6	-0.6324	3.25
N1	D1	DERUD06 Min	0	-2.4	0	1	5.6	-0.6324	3.25
N1	D1	DERUD07 Max	0.9	-1	9.1E-05	1	5.6	-0.6324	3.25
N1	D1	DERUD07 Min	-0.9	-1	-9.1E-05	1	5.6	-0.6324	3.25
N1	D1	DERUD08 Max	0	-0.4	0	1	5.6	-0.6324	3.25
N1	D1	DERUD08 Min	0	-1.7	0	1	5.6	-0.6324	3.25
N1	D1	CIM09 Max	4.3	0.3	0.000446	1	5.6	-0.6324	3.25
N1	D1	CIM09 Min	-4.3	-1.7	-0.000446	1	5.6	-0.6324	3.25
N1	D1	CIM10 Max	1.3	2.6	0.000134	1	5.6	-0.6324	3.25
N1	D1	CIM10 Min	-1.3	-4	-0.000134	1	5.6	-0.6324	3.25
N1	D1	CIM11	0	-1.3	0	1	5.6	-0.6324	3.25
N1	D1	CIM12	0	-1.5	0	1	5.6	-0.6324	3.25
N1	D1	CIM13 Max	3.3	-0.8	0.000338	1	5.6	-0.6324	3.25
N1	D1	CIM13 Min	-3.3	-2.3	-0.000338	1	5.6	-0.6324	3.25
N1	D1	CIM14 Max	1	0.9	0.000102	1	5.6	-0.6324	3.25
N1	D1	CIM14 Min	-1	-4	-0.000102	1	5.6	-0.6324	3.25
N1	D1	CIM15	0	-0.7	0	1	5.6	-0.6324	3.25
N1	D1	COMB9	0	-2	0	1	5.6	-0.6324	3.25
N1	D1	DER09	0	-2	0	1	5.6	-0.6324	3.25
N1	D1	DERUD09	0	-2	0	1	5.6	-0.6324	3.25
N1	D1	DERUD10	0	-2	0	1	5.6	-0.6324	3.25
N1	D1	DER10	0	-2	0	1	5.6	-0.6324	3.25
N1	D1	COMB10	0	-2	0	1	5.6	-0.6324	3.25
N1	D1	COMB11	0	-1.8	0	1	5.6	-0.6324	3.25
N1	D1	DER11	0	-1.8	0	1	5.6	-0.6324	3.25
N1	D1	DERUD11	0	-1.8	0	1	5.6	-0.6324	3.25

5.2 Story Results

Table 5.4 - Story Max/Avg Displacements

Story	Load Case/Combo	Direction	Maximum mm	Average mm	Ratio
N1	D	Y	1.1	1.1	1
N1	L	Y	0.4	0.4	1
N1	LR	Y	0.004673	0.004673	1
N1	EX Max	X	9.3	9.3	1
N1	EX Max	Y	5.7	2.9	2
N1	EY Max	Y	7.5	7.5	1
N1	DISX Max	X	5.8	5.8	1
N1	DISX Max	Y	3.6	1.8	2
N1	DISY Max	Y	4.7	4.7	1
N1	G	Y	0.2	0.2	1
N1	DERUX Max	X	0.9	0.9	1
N1	DERUX Max	Y	0.5	0.3	2
N1	DERUY Max	Y	0.7	0.7	1
N1	COMB1	Y	1.6	1.6	1
N1	COMB2	Y	2	2	1
N1	COMB3	Y	1.7	1.7	1
N1	COMB4	Y	1.7	1.7	1
N1	COMB5 Max	X	5.8	5.8	1
N1	COMB5 Max	Y	3.2	1.5	2.229
N1	COMB5 Min	X	5.8	5.8	1
N1	COMB5 Min	Y	6.7	4.9	1.362
N1	COMB6 Max	X	1.8	1.8	1
N1	COMB6 Max	Y	4	3.5	1.154
N1	COMB6 Min	X	1.8	1.8	1
N1	COMB6 Min	Y	7.5	7	1.077
N1	COMB7 Max	X	1.8	1.8	1
N1	COMB7 Max	Y	4.7	4.2	1.128
N1	COMB7 Min	X	1.8	1.8	1
N1	COMB7 Min	Y	6.8	6.3	1.086
N1	COMB8 Max	X	5.8	5.8	1
N1	COMB8 Max	Y	3.9	2.2	1.827
N1	COMB8 Min	X	5.8	5.8	1
N1	COMB8 Min	Y	6	4.2	1.423
N1	ENVE Max	X	5.8	5.8	1
N1	ENVE Max	Y	4.7	4.2	1.128
N1	ENVE Min	X	5.8	5.8	1
N1	ENVE Min	Y	7.5	7	1.077
N1	CIM01	Y	1.1	1.1	1
N1	CIM02	Y	1.5	1.5	1
N1	CIM03	Y	1.1	1.1	1
N1	CIM04	Y	1.4	1.4	1
N1	CIM05 Max	X	4.1	4.1	1
N1	CIM05 Max	Y	2.3	1.1	2.151
N1	CIM05 Min	X	4.1	4.1	1
N1	CIM05 Min	Y	4.6	3.4	1.37
N1	CIM06 Max	X	1.2	1.2	1
N1	CIM06 Max	Y	2.9	2.5	1.15
N1	CIM06 Min	X	1.2	1.2	1
N1	CIM06 Min	Y	5.2	4.8	1.078
N1	CIM07 Max	X	3.1	3.1	1
N1	CIM07 Min	X	3.1	3.1	1
N1	CIM07 Min	Y	4.1	3.1	1.304
N1	CIM08 Max	X	0.9	0.9	1
N1	CIM08 Max	Y	1.6	1.4	1.211
N1	CIM08 Min	X	0.9	0.9	1
N1	CIM08 Min	Y	4.5	4.2	1.068
N1	DER01	Y	1.6	1.6	1
N1	DER02	Y	2	2	1
N1	DER03	Y	1.7	1.7	1

Story	Load Case/Combo	Direction	Maximum mm	Average mm	Ratio
N1	DER04	Y	1.7	1.7	1
N1	DER05 Max	X	9.3	9.3	1
N1	DER05 Max	Y	4	1.1	3.554
N1	DER05 Min	X	9.3	9.3	1
N1	DER05 Min	Y	7.4	4.6	1.622
N1	DER06 Max	Y	5.8	5.8	1
N1	DER06 Min	Y	9.2	9.2	1
N1	DER07 Max	X	9.3	9.3	1
N1	DER07 Max	Y	4.7	1.8	2.567
N1	DER07 Min	X	9.3	9.3	1
N1	DER07 Min	Y	6.7	3.9	1.734
N1	DER08 Max	Y	6.5	6.5	1
N1	DER08 Min	Y	8.5	8.5	1
N1	DERUD01	Y	1.6	1.6	1
N1	DERUD02	Y	2	2	1
N1	DERUD03	Y	1.7	1.7	1
N1	DERUD04	Y	1.7	1.7	1
N1	DERUD05 Max	X	0.9	0.9	1
N1	DERUD05 Max	Y	1.7	1.5	1.171
N1	DERUD05 Min	X	0.9	0.9	1
N1	DERUD05 Min	Y	2.2	2	1.128
N1	DERUD06 Max	Y	1.1	1.1	1
N1	DERUD06 Min	Y	2.4	2.4	1
N1	DERUD07 Max	X	0.9	0.9	1
N1	DERUD07 Max	Y	1	0.8	1.326
N1	DERUD07 Min	X	0.9	0.9	1
N1	DERUD07 Min	Y	1.5	1.3	1.197
N1	DERUD08 Max	Y	0.4	0.4	1
N1	DERUD08 Min	Y	1.7	1.7	1
N1	CIM09 Max	X	4.1	4.1	1
N1	CIM09 Max	Y	2.8	1.5	1.809
N1	CIM09 Min	X	4.1	4.1	1
N1	CIM09 Min	Y	4.2	2.9	1.428
N1	CIM10 Max	X	1.2	1.2	1
N1	CIM10 Max	Y	3.3	3	1.126
N1	CIM10 Min	X	1.2	1.2	1
N1	CIM10 Min	Y	4.7	4.3	1.086
N1	CIM11	Y	1.3	1.3	1
N1	CIM12	Y	1.5	1.5	1
N1	CIM13 Max	X	3.1	3.1	1
N1	CIM13 Min	X	3.1	3.1	1
N1	CIM13 Min	Y	4.2	3.2	1.292
N1	CIM14 Max	X	0.9	0.9	1
N1	CIM14 Max	Y	1.5	1.2	1.234
N1	CIM14 Min	X	0.9	0.9	1
N1	CIM14 Min	Y	4.6	4.3	1.066
N1	CIM15	Y	0.7	0.7	1
N1	COMB9	Y	2	2	1
N1	DER09	Y	2	2	1
N1	DERUD09	Y	2	2	1
N1	DERUD10	Y	2	2	1
N1	DER10	Y	2	2	1
N1	COMB10	Y	2	2	1
N1	COMB11	Y	1.8	1.8	1
N1	DER11	Y	1.8	1.8	1
N1	DERUD11	Y	1.8	1.8	1

Table 5.5 - Story Drifts

Story	Load Case/Combo	Direction	Drift	Label	X m	Y m	Z m

Story	Load Case/Combo	Direction	Drift	Label	X m	Y m	Z m
N1	D	Y	0.000355	4	5.6	8.2	3.25
N1	L	Y	0.000111	5	11.2	0	3.25
N1	LR	Y	2E-06	4	5.6	8.2	3.25
N1	EX Max	X	0.002876	5	11.2	0	3.25
N1	EX Max	Y	0.001758	5	11.2	0	3.25
N1	EY Max	Y	0.002306	1	0	0	3.25
N1	DISX Max	X	0.001798	5	11.2	0	3.25
N1	DISX Max	Y	0.001098	5	11.2	0	3.25
N1	DISY Max	Y	0.001441	1	0	0	3.25
N1	G	Y	5.9E-05	4	5.6	8.2	3.25
N1	DERUX Max	X	0.000263	5	11.2	0	3.25
N1	DERUX Max	Y	0.000156	5	11.2	0	3.25
N1	DERUY Max	Y	0.000202	1	0	0	3.25
N1	COMB1	Y	0.000498	4	5.6	8.2	3.25
N1	COMB2	Y	0.0006	5	11.2	0	3.25
N1	COMB3	Y	0.000538	4	5.6	8.2	3.25
N1	COMB4	Y	0.000535	4	5.6	8.2	3.25
N1	COMB5 Max	X	0.001798	5	11.2	0	3.25
N1	COMB5 Max	Y	0.000996	5	11.2	0	3.25
N1	COMB5 Min	X	0.001798	5	11.2	0	3.25
N1	COMB5 Min	Y	0.002065	5	11.2	0	3.25
N1	COMB6 Max	X	0.000539	5	11.2	0	3.25
N1	COMB6 Max	Y	0.001236	1	0	0	3.25
N1	COMB6 Min	X	0.000539	5	11.2	0	3.25
N1	COMB6 Min	Y	0.002305	1	0	0	3.25
N1	COMB7 Max	X	0.000539	5	11.2	0	3.25
N1	COMB7 Max	Y	0.001453	1	0	0	3.25
N1	COMB7 Min	X	0.000539	5	11.2	0	3.25
N1	COMB7 Min	Y	0.002089	1	0	0	3.25
N1	COMB8 Max	X	0.001798	5	11.2	0	3.25
N1	COMB8 Max	Y	0.001213	5	11.2	0	3.25
N1	COMB8 Min	X	0.001798	5	11.2	0	3.25
N1	COMB8 Min	Y	0.001849	5	11.2	0	3.25
N1	ENVE Max	X	0.001798	5	11.2	0	3.25
N1	ENVE Max	Y	0.001453	1	0	0	3.25
N1	ENVE Min	X	0.001798	5	11.2	0	3.25
N1	ENVE Min	Y	0.002305	1	0	0	3.25
N1	CIM01	Y	0.000355	4	5.6	8.2	3.25
N1	CIM02	Y	0.000464	5	11.2	0	3.25
N1	CIM03	Y	0.000358	4	5.6	8.2	3.25
N1	CIM04	Y	0.000438	4	5.6	8.2	3.25
N1	CIM05 Max	X	0.001258	5	11.2	0	3.25
N1	CIM05 Max	Y	0.000718	5	11.2	0	3.25
N1	CIM05 Min	X	0.001258	5	11.2	0	3.25
N1	CIM05 Min	Y	0.001425	5	11.2	0	3.25
N1	CIM06 Max	X	0.000378	5	11.2	0	3.25
N1	CIM06 Max	Y	0.000886	1	0	0	3.25
N1	CIM06 Min	X	0.000378	5	11.2	0	3.25
N1	CIM06 Min	Y	0.001593	1	0	0	3.25
N1	CIM07 Max	X	0.000953	5	11.2	0	3.25
N1	CIM07 Max	Y	0.000378	1	0	0	3.25
N1	CIM07 Min	X	0.000953	5	11.2	0	3.25
N1	CIM07 Min	Y	0.001248	5	11.2	0	3.25
N1	CIM08 Max	X	0.000288	5	11.2	0	3.25
N1	CIM08 Max	Y	0.000504	1	0	0	3.25
N1	CIM08 Min	X	0.000288	5	11.2	0	3.25
N1	CIM08 Min	Y	0.001375	1	0	0	3.25
N1	DER01	Y	0.000498	4	5.6	8.2	3.25
N1	DER02	Y	0.0006	5	11.2	0	3.25
N1	DER03	Y	0.000538	4	5.6	8.2	3.25

Story	Load Case/Combo	Direction	Drift	Label	X m	Y m	Z m
N1	DER04	Y	0.000535	4	5.6	8.2	3.25
N1	DER05 Max	X	0.002876	5	11.2	0	3.25
N1	DER05 Max	Y	0.001223	5	11.2	0	3.25
N1	DER05 Min	X	0.002876	5	11.2	0	3.25
N1	DER05 Min	Y	0.002292	5	11.2	0	3.25
N1	DER06 Max	Y	0.001771	1	0	0	3.25
N1	DER06 Min	Y	0.00284	1	0	0	3.25
N1	DER07 Max	X	0.002876	5	11.2	0	3.25
N1	DER07 Max	Y	0.00144	5	11.2	0	3.25
N1	DER07 Min	X	0.002876	5	11.2	0	3.25
N1	DER07 Min	Y	0.002075	5	11.2	0	3.25
N1	DER08 Max	Y	0.001988	1	0	0	3.25
N1	DER08 Min	Y	0.002624	1	0	0	3.25
N1	DERUD01	Y	0.000498	4	5.6	8.2	3.25
N1	DERUD02	Y	0.0006	5	11.2	0	3.25
N1	DERUD03	Y	0.000538	4	5.6	8.2	3.25
N1	DERUD04	Y	0.000535	4	5.6	8.2	3.25
N1	DERUD05 Max	X	0.000263	5	11.2	0	3.25
N1	DERUD05 Max	Y	0.000535	3	5.6	0	3.25
N1	DERUD05 Min	X	0.000263	5	11.2	0	3.25
N1	DERUD05 Min	Y	0.000691	5	11.2	0	3.25
N1	DERUD06 Max	Y	0.000334	4	5.6	8.2	3.25
N1	DERUD06 Min	Y	0.000736	5	11.2	0	3.25
N1	DERUD07 Max	X	0.000263	5	11.2	0	3.25
N1	DERUD07 Max	Y	0.00032	4	5.6	8.2	3.25
N1	DERUD07 Min	X	0.000263	5	11.2	0	3.25
N1	DERUD07 Min	Y	0.000474	5	11.2	0	3.25
N1	DERUD08 Max	Y	0.00012	6	11.2	8.2	3.25
N1	DERUD08 Min	Y	0.00052	4	5.6	8.2	3.25
N1	CIM09 Max	X	0.001258	5	11.2	0	3.25
N1	CIM09 Max	Y	0.00086	5	11.2	0	3.25
N1	CIM09 Min	X	0.001258	5	11.2	0	3.25
N1	CIM09 Min	Y	0.001283	5	11.2	0	3.25
N1	CIM10 Max	X	0.000378	5	11.2	0	3.25
N1	CIM10 Max	Y	0.001028	1	0	0	3.25
N1	CIM10 Min	X	0.000378	5	11.2	0	3.25
N1	CIM10 Min	Y	0.001451	1	0	0	3.25
N1	CIM11	Y	0.000414	4	5.6	8.2	3.25
N1	CIM12	Y	0.00048	4	5.6	8.2	3.25
N1	CIM13 Max	X	0.000953	5	11.2	0	3.25
N1	CIM13 Min	X	0.000953	5	11.2	0	3.25
N1	CIM13 Min	Y	0.001288	5	11.2	0	3.25
N1	CIM14 Max	X	0.000288	5	11.2	0	3.25
N1	CIM14 Max	Y	0.000464	1	0	0	3.25
N1	CIM14 Min	X	0.000288	5	11.2	0	3.25
N1	CIM14 Min	Y	0.001415	1	0	0	3.25
N1	CIM15	Y	0.000213	4	5.6	8.2	3.25
N1	COMB9	Y	0.000628	4	5.6	8.2	3.25
N1	DER09	Y	0.000628	4	5.6	8.2	3.25
N1	DERUD09	Y	0.000628	4	5.6	8.2	3.25
N1	DERUD10	Y	0.000628	4	5.6	8.2	3.25
N1	DER10	Y	0.000628	4	5.6	8.2	3.25
N1	COMB10	Y	0.000628	4	5.6	8.2	3.25
N1	COMB11	Y	0.000564	4	5.6	8.2	3.25
N1	DER11	Y	0.000564	4	5.6	8.2	3.25
N1	DERUD11	Y	0.000564	4	5.6	8.2	3.25

Table 5.6 - Story Max/Avg Drifts

Story	Load Case/Combo	Direction	Max Drift mm	Avg Drift mm	Ratio

Story	Load Case/Combo	Direction	Max Drift mm	Avg Drift mm	Ratio
N1	D	Y	1.2	1.2	1.003
N1	L	Y	0.4	0.4	1.014
N1	LR	Y	0.007584	0.001456	5.21
N1	EX Max	X	9.3	7.1	1.322
N1	EX Max	Y	5.7	2.9	2
N1	EY Max	Y	7.5	7.5	1.006
N1	DISX Max	X	5.8	4.4	1.322
N1	DISX Max	Y	3.6	1.8	2
N1	DISY Max	Y	4.7	4.7	1.006
N1	G	Y	0.2	0.2	1.054
N1	DERUX Max	X	0.9	0.6	1.409
N1	DERUX Max	Y	0.5	0.3	2
N1	DERUY Max	Y	0.7	0.7	1.006
N1	COMB1	Y	1.6	1.6	1.003
N1	COMB2	Y	2	1.9	1.002
N1	COMB3	Y	1.7	1.7	1.005
N1	COMB4	Y	1.7	1.7	1.002
N1	COMB5 Max	X	5.8	4.4	1.323
N1	COMB5 Max	Y	3.2	1.4	2.235
N1	COMB5 Min	X	5.8	4.4	1.323
N1	COMB5 Min	Y	6.7	4.9	1.364
N1	COMB6 Max	X	1.8	1.3	1.324
N1	COMB6 Max	Y	4	3.5	1.159
N1	COMB6 Min	X	1.8	1.3	1.324
N1	COMB6 Min	Y	7.5	6.9	1.08
N1	COMB7 Max	X	1.8	1.3	1.323
N1	COMB7 Max	Y	4.7	4.2	1.133
N1	COMB7 Min	X	1.8	1.3	1.323
N1	COMB7 Min	Y	6.8	6.2	1.088
N1	COMB8 Max	X	5.8	4.4	1.322
N1	COMB8 Max	Y	3.9	2.1	1.834
N1	COMB8 Min	X	5.8	4.4	1.322
N1	COMB8 Min	Y	6	4.2	1.423
N1	ENVE Max	X	5.8	4.4	1.322
N1	ENVE Max	Y	4.7	4.2	1.133
N1	ENVE Min	X	5.8	4.4	1.322
N1	ENVE Min	Y	7.5	6.9	1.08
N1	CIM01	Y	1.2	1.2	1.003
N1	CIM02	Y	1.5	1.5	1.002
N1	CIM03	Y	1.2	1.2	1.008
N1	CIM04	Y	1.4	1.4	1.003
N1	CIM05 Max	X	4.1	3.1	1.323
N1	CIM05 Max	Y	2.3	1.1	2.165
N1	CIM05 Min	X	4.1	3.1	1.323
N1	CIM05 Min	Y	4.6	3.4	1.37
N1	CIM06 Max	X	1.2	0.9	1.324
N1	CIM06 Max	Y	2.9	2.5	1.156
N1	CIM06 Min	X	1.2	0.9	1.324
N1	CIM06 Min	Y	5.2	4.8	1.08
N1	CIM07 Max	X	3.1	2.3	1.323
N1	CIM07 Max	Y	1.2	0.3	4.481
N1	CIM07 Min	X	3.1	2.3	1.323
N1	CIM07 Min	Y	4.1	3.1	1.304
N1	CIM08 Max	X	0.9	0.7	1.325
N1	CIM08 Max	Y	1.6	1.3	1.223
N1	CIM08 Min	X	0.9	0.7	1.325
N1	CIM08 Min	Y	4.5	4.2	1.069
N1	DER01	Y	1.6	1.6	1.003
N1	DER02	Y	2	1.9	1.002
N1	DER03	Y	1.7	1.7	1.005

Story	Load Case/Combo	Direction	Max Drift mm	Avg Drift mm	Ratio
N1	DER04	Y	1.7	1.7	1.002
N1	DER05 Max	X	9.3	7.1	1.322
N1	DER05 Max	Y	4	1.1	3.554
N1	DER05 Min	X	9.3	7.1	1.322
N1	DER05 Min	Y	7.4	4.6	1.622
N1	DER06 Max	Y	5.8	5.7	1.007
N1	DER06 Min	Y	9.2	9.2	1.005
N1	DER07 Max	X	9.3	7.1	1.322
N1	DER07 Max	Y	4.7	1.8	2.571
N1	DER07 Min	X	9.3	7.1	1.322
N1	DER07 Min	Y	6.7	3.9	1.734
N1	DER08 Max	Y	6.5	6.4	1.007
N1	DER08 Min	Y	8.5	8.5	1.005
N1	DERUD01	Y	1.6	1.6	1.003
N1	DERUD02	Y	2	1.9	1.002
N1	DERUD03	Y	1.7	1.7	1.005
N1	DERUD04	Y	1.7	1.7	1.002
N1	DERUD05 Max	X	0.9	0.6	1.415
N1	DERUD05 Max	Y	1.7	1.5	1.171
N1	DERUD05 Min	X	0.9	0.6	1.415
N1	DERUD05 Min	Y	2.2	2	1.128
N1	DERUD06 Max	Y	1.1	1.1	1.002
N1	DERUD06 Min	Y	2.4	2.4	1.002
N1	DERUD07 Max	X	0.9	0.6	1.413
N1	DERUD07 Max	Y	1	0.8	1.329
N1	DERUD07 Min	X	0.9	0.6	1.413
N1	DERUD07 Min	Y	1.5	1.3	1.197
N1	DERUD08 Max	Y	0.4	0.4	1.015
N1	DERUD08 Min	Y	1.7	1.7	1.002
N1	CIM09 Max	X	4.1	3.1	1.322
N1	CIM09 Max	Y	2.8	1.5	1.816
N1	CIM09 Min	X	4.1	3.1	1.322
N1	CIM09 Min	Y	4.2	2.9	1.428
N1	CIM10 Max	X	1.2	0.9	1.323
N1	CIM10 Max	Y	3.3	3	1.132
N1	CIM10 Min	X	1.2	0.9	1.323
N1	CIM10 Min	Y	4.7	4.3	1.089
N1	CIM11	Y	1.3	1.3	1.01
N1	CIM12	Y	1.6	1.6	1.005
N1	CIM13 Max	X	3.1	2.3	1.323
N1	CIM13 Min	X	3.1	2.3	1.323
N1	CIM13 Min	Y	4.2	3.2	1.292
N1	CIM14 Max	X	0.9	0.7	1.325
N1	CIM14 Max	Y	1.5	1.2	1.25
N1	CIM14 Min	X	0.9	0.7	1.325
N1	CIM14 Min	Y	4.6	4.3	1.066
N1	CIM15	Y	0.7	0.7	1.003
N1	COMB9	Y	2	2	1.002
N1	DER09	Y	2	2	1.002
N1	DERUD09	Y	2	2	1.002
N1	DERUD10	Y	2	2	1.007
N1	DER10	Y	2	2	1.007
N1	COMB10	Y	2	2	1.007
N1	COMB11	Y	1.8	1.8	1.002
N1	DER11	Y	1.8	1.8	1.002
N1	DERUD11	Y	1.8	1.8	1.002

Table 5.7 - Story Forces

Story	Load Case/Combo	Location	P kN	VX kN	VY kN	T kN-m	MX kN-m	MY kN-m

Story	Load Case/Combo	Location	P kN	VX kN	VY kN	T kN-m	MX kN-m	MY kN-m
N1	D	Top	463.0846	0	0	0	742.3171	-2593.2735
N1	D	Bottom	536.5918	0	0	0	1043.1223	-3004.9139
N1	L	Top	53.76	0	0	0	-64.5122	-301.056
N1	L	Bottom	53.76	0	0	0	-64.6911	-301.056
N1	LR	Top	45.92	0	0	0	188.272	-257.152
N1	LR	Bottom	45.92	0	0	0	188.2732	-257.152
N1	EX Max	Top	0	376.4725	0	1803.0079	0	0.0001
N1	EX Max	Bottom	0	376.4725	0	1803.0079	0	1227.3097
N1	EY Max	Top	0	0	377.4222	2113.5642	0.0002	0
N1	EY Max	Bottom	0	0	377.4222	2113.5642	1230.36	0
N1	DISX Max	Top	0	235.2953	0	1126.8799	0	0.0001
N1	DISX Max	Bottom	0	235.2953	0	1126.8799	0	767.0685
N1	DISY Max	Top	0	0	235.8889	1320.9777	0.0001	0
N1	DISY Max	Bottom	0	0	235.8889	1320.9777	768.975	0
N1	W	Top	0	0	0	0	0	0
N1	W	Bottom	0	0	0	0	0	0
N1	G	Top	118.72	0	0	0	344.2879	-664.832
N1	G	Bottom	118.72	0	0	0	344.2008	-664.832
N1	DERUX Max	Top	0	33.0828	0	138.5618	0	9.32E-06
N1	DERUX Max	Bottom	0	33.0828	0	138.5618	0	107.8634
N1	DERUY Max	Top	0	0	33.0306	184.9716	2.065E-05	0
N1	DERUY Max	Bottom	0	0	33.0306	184.9716	107.6767	0
N1	COMB1	Top	648.3184	0	0	0	1039.244	-3630.583
N1	COMB1	Bottom	751.2285	0	0	0	1460.3713	-4206.8794
N1	COMB2	Top	664.6775	0	0	0	881.6971	-3722.1938
N1	COMB2	Bottom	752.8861	0	0	0	1242.3776	-4216.1622
N1	COMB3	Top	682.9335	0	0	0	1127.5036	-3824.4274
N1	COMB3	Bottom	771.1421	0	0	0	1488.2928	-4318.3958
N1	COMB4	Top	632.4215	0	0	0	920.4044	-3541.5602
N1	COMB4	Bottom	720.6301	0	0	0	1281.1922	-4035.5286
N1	COMB5 Max	Top	609.4615	235.2953	70.7667	1523.1732	826.2685	-3412.9842
N1	COMB5 Max	Bottom	697.6701	235.2953	70.7667	1523.1732	1417.7481	-3139.8841
N1	COMB5 Min	Top	609.4615	-235.2953	-70.7667	-1523.1732	826.2684	-3412.9843
N1	COMB5 Min	Bottom	697.6701	-235.2953	-70.7667	-1523.1732	956.3631	-4674.0212
N1	COMB6 Max	Top	609.4615	70.5886	235.8889	1659.0416	826.2686	-3412.9842
N1	COMB6 Max	Bottom	697.6701	70.5886	235.8889	1659.0416	1956.0306	-3676.8321
N1	COMB6 Min	Top	609.4615	-70.5886	-235.8889	-1659.0416	826.2683	-3412.9843
N1	COMB6 Min	Bottom	697.6701	-70.5886	-235.8889	-1659.0416	418.0806	-4137.0732
N1	COMB7 Max	Top	416.7761	70.5886	235.8889	1659.0416	668.0856	-2333.9462
N1	COMB7 Max	Bottom	482.9326	70.5886	235.8889	1659.0416	1707.7851	-2474.3019
N1	COMB7 Min	Top	416.7761	-70.5886	-235.8889	-1659.0416	668.0853	-2333.9462
N1	COMB7 Min	Bottom	482.9326	-70.5886	-235.8889	-1659.0416	169.8351	-2934.543
N1	COMB8 Max	Top	416.7761	235.2953	70.7667	1523.1732	668.0855	-2333.9461
N1	COMB8 Max	Bottom	482.9326	235.2953	70.7667	1523.1732	1169.5026	-1937.3539
N1	COMB8 Min	Top	416.7761	-235.2953	-70.7667	-1523.1732	668.0854	-2333.9462
N1	COMB8 Min	Bottom	482.9326	-235.2953	-70.7667	-1523.1732	708.1176	-3471.491
N1	ENVE Max	Top	682.9335	235.2953	235.8889	1659.0416	1127.5036	-2333.9461
N1	ENVE Max	Bottom	771.1421	235.2953	235.8889	1659.0416	1956.0306	-1937.3539
N1	ENVE Min	Top	416.7761	-235.2953	-235.8889	-1659.0416	668.0853	-3824.4274
N1	ENVE Min	Bottom	482.9326	-235.2953	-235.8889	-1659.0416	169.8351	-4674.0212
N1	CIM01	Top	463.0846	0	0	0	742.3171	-2593.2735
N1	CIM01	Bottom	536.5918	0	0	0	1043.1223	-3004.9139
N1	CIM02	Top	516.8446	0	0	0	677.805	-2894.3295
N1	CIM02	Bottom	590.3518	0	0	0	978.4312	-3305.9699
N1	CIM03	Top	509.0046	0	0	0	930.5891	-2850.4255
N1	CIM03	Bottom	582.5118	0	0	0	1231.3955	-3262.0659
N1	CIM04	Top	537.8446	0	0	0	835.137	-3011.9295
N1	CIM04	Bottom	611.3518	0	0	0	1135.8089	-3423.5699
N1	CIM05 Max	Top	463.0846	164.7067	49.5367	1066.2213	742.3172	-2593.2735
N1	CIM05 Max	Bottom	536.5918	164.7067	49.5367	1066.2213	1204.6071	-2467.9659

Story	Load Case/Combo	Location	P kN	VX kN	VY kN	T kN-m	MX kN-m	MY kN-m
N1	CIM05 Min	Top	463.0846	-164.7067	-49.5367	-1066.2213	742.3171	-2593.2736
N1	CIM05 Min	Bottom	536.5918	-164.7067	-49.5367	-1066.2213	881.6376	-3541.8618
N1	CIM06 Max	Top	463.0846	49.412	165.1222	1161.3291	742.3173	-2593.2735
N1	CIM06 Max	Bottom	536.5918	49.412	165.1222	1161.3291	1581.4048	-2843.8295
N1	CIM06 Min	Top	463.0846	-49.412	-165.1222	-1161.3291	742.317	-2593.2736
N1	CIM06 Min	Bottom	536.5918	-49.412	-165.1222	-1161.3291	504.8398	-3165.9983
N1	CIM07 Max	Top	537.8446	124.7065	37.7422	808.6028	835.1371	-3011.9295
N1	CIM07 Max	Bottom	611.3518	124.7065	37.7422	808.6028	1258.8449	-3017.0235
N1	CIM07 Min	Top	537.8446	-124.7065	-37.7422	-808.6028	835.137	-3011.9296
N1	CIM07 Min	Bottom	611.3518	-124.7065	-37.7422	-808.6028	1012.7729	-3830.1162
N1	CIM08 Max	Top	537.8446	37.6472	125.0211	880.4189	835.1371	-3011.9295
N1	CIM08 Max	Bottom	611.3518	37.6472	125.0211	880.4189	1543.3656	-3300.8389
N1	CIM08 Min	Top	537.8446	-37.6472	-125.0211	-880.4189	835.137	-3011.9295
N1	CIM08 Min	Bottom	611.3518	-37.6472	-125.0211	-880.4189	728.2521	-3546.3008
N1	DER01	Top	648.3184	0	0	0	1039.244	-3630.583
N1	DER01	Bottom	751.2285	0	0	0	1460.3713	-4206.8794
N1	DER02	Top	664.6775	0	0	0	881.6971	-3722.1938
N1	DER02	Bottom	752.8861	0	0	0	1242.3776	-4216.1622
N1	DER03	Top	682.9335	0	0	0	1127.5036	-3824.4274
N1	DER03	Bottom	771.1421	0	0	0	1488.2928	-4318.3958
N1	DER04	Top	632.4215	0	0	0	920.4044	-3541.5602
N1	DER04	Bottom	720.6301	0	0	0	1281.1922	-4035.5286
N1	DER05 Max	Top	609.4615	376.4725	0	1803.0079	826.2684	-3412.9841
N1	DER05 Max	Bottom	697.6701	376.4725	0	1803.0079	1187.0556	-2679.643
N1	DER05 Min	Top	609.4615	-376.4725	0	-1803.0079	826.2684	-3412.9844
N1	DER05 Min	Bottom	697.6701	-376.4725	0	-1803.0079	1187.0556	-5134.2623
N1	DER06 Max	Top	609.4615	0	377.4222	2113.5642	826.2687	-3412.9842
N1	DER06 Max	Bottom	697.6701	0	377.4222	2113.5642	2417.4157	-3906.9526
N1	DER06 Min	Top	609.4615	0	-377.4222	-2113.5642	826.2682	-3412.9842
N1	DER06 Min	Bottom	697.6701	0	-377.4222	-2113.5642	-43.3044	-3906.9526
N1	DER07 Max	Top	416.7761	376.4725	0	1803.0079	668.0854	-2333.9461
N1	DER07 Max	Bottom	482.9326	376.4725	0	1803.0079	938.8101	-1477.1128
N1	DER07 Min	Top	416.7761	-376.4725	0	-1803.0079	668.0854	-2333.9463
N1	DER07 Min	Bottom	482.9326	-376.4725	0	-1803.0079	938.8101	-3931.7321
N1	DER08 Max	Top	416.7761	0	377.4222	2113.5642	668.0857	-2333.9462
N1	DER08 Max	Bottom	482.9326	0	377.4222	2113.5642	2169.1701	-2704.4225
N1	DER08 Min	Top	416.7761	0	-377.4222	-2113.5642	668.0852	-2333.9462
N1	DER08 Min	Bottom	482.9326	0	-377.4222	-2113.5642	-291.5499	-2704.4225
N1	DERUD01	Top	648.3184	0	0	0	1039.244	-3630.583
N1	DERUD01	Bottom	751.2285	0	0	0	1460.3713	-4206.8794
N1	DERUD02	Top	664.6775	0	0	0	881.6971	-3722.1938
N1	DERUD02	Bottom	752.8861	0	0	0	1242.3776	-4216.1622
N1	DERUD03	Top	682.9335	0	0	0	1127.5036	-3824.4274
N1	DERUD03	Bottom	771.1421	0	0	0	1488.2928	-4318.3958
N1	DERUD04	Top	632.4215	0	0	0	920.4044	-3541.5602
N1	DERUD04	Bottom	720.6301	0	0	0	1281.1922	-4035.5286
N1	DERUD05 Max	Top	609.4615	33.0828	0	138.5618	826.2684	-3412.9842
N1	DERUD05 Max	Bottom	697.6701	33.0828	0	138.5618	1187.0556	-3799.0892
N1	DERUD05 Min	Top	609.4615	-33.0828	0	-138.5618	826.2684	-3412.9843
N1	DERUD05 Min	Bottom	697.6701	-33.0828	0	-138.5618	1187.0556	-4014.8161
N1	DERUD06 Max	Top	609.4615	0	33.0306	184.9716	826.2684	-3412.9842
N1	DERUD06 Max	Bottom	697.6701	0	33.0306	184.9716	1294.7324	-3906.9526
N1	DERUD06 Min	Top	609.4615	0	-33.0306	-184.9716	826.2684	-3412.9842
N1	DERUD06 Min	Bottom	697.6701	0	-33.0306	-184.9716	1079.3789	-3906.9526
N1	DERUD07 Max	Top	416.7761	33.0828	0	138.5618	668.0854	-2333.9462
N1	DERUD07 Max	Bottom	482.9326	33.0828	0	138.5618	938.8101	-2596.559
N1	DERUD07 Min	Top	416.7761	-33.0828	0	-138.5618	668.0854	-2333.9462
N1	DERUD07 Min	Bottom	482.9326	-33.0828	0	-138.5618	938.8101	-2812.2859
N1	DERUD08 Max	Top	416.7761	0	33.0306	184.9716	668.0855	-2333.9462
N1	DERUD08 Max	Bottom	482.9326	0	33.0306	184.9716	1046.4868	-2704.4225

Story	Load Case/Combo	Location	P kN	VX kN	VY kN	T kN-m	MX kN-m	MY kN-m
N1	DERUD08 Min	Top	416.7761	0	-33.0306	-184.9716	668.0854	-2333.9462
N1	DERUD08 Min	Bottom	482.9326	0	-33.0306	-184.9716	831.1334	-2704.4225
N1	CIM09 Max	Top	277.8507	164.7067	49.5367	1066.2213	445.3903	-1555.9641
N1	CIM09 Max	Bottom	321.9551	164.7067	49.5367	1066.2213	787.3581	-1266.0003
N1	CIM09 Min	Top	277.8507	-164.7067	-49.5367	-1066.2213	445.3903	-1555.9642
N1	CIM09 Min	Bottom	321.9551	-164.7067	-49.5367	-1066.2213	464.3886	-2339.8963
N1	CIM10 Max	Top	277.8507	49.412	165.1222	1161.3291	445.3904	-1555.9641
N1	CIM10 Max	Bottom	321.9551	49.412	165.1222	1161.3291	1164.1559	-1641.8639
N1	CIM10 Min	Top	277.8507	-49.412	-165.1222	-1161.3291	445.3902	-1555.9641
N1	CIM10 Min	Bottom	321.9551	-49.412	-165.1222	-1161.3291	87.5909	-1964.0327
N1	CIM11	Top	581.8046	0	0	0	1086.6051	-3258.1055
N1	CIM11	Bottom	655.3118	0	0	0	1387.3232	-3669.7459
N1	CIM12	Top	592.4446	0	0	0	952.149	-3317.6895
N1	CIM12	Bottom	665.9518	0	0	0	1252.7546	-3729.3299
N1	CIM13 Max	Top	592.4446	124.7065	37.7422	808.6028	952.149	-3317.6895
N1	CIM13 Max	Bottom	665.9518	124.7065	37.7422	808.6028	1375.7906	-3322.7835
N1	CIM13 Min	Top	592.4446	-124.7065	-37.7422	-808.6028	952.1489	-3317.6896
N1	CIM13 Min	Bottom	665.9518	-124.7065	-37.7422	-808.6028	1129.7186	-4135.8762
N1	CIM14 Max	Top	592.4446	37.6472	125.0211	880.4189	952.149	-3317.6895
N1	CIM14 Max	Bottom	665.9518	37.6472	125.0211	880.4189	1660.3113	-3606.5989
N1	CIM14 Min	Top	592.4446	-37.6472	-125.0211	-880.4189	952.1489	-3317.6895
N1	CIM14 Min	Bottom	665.9518	-37.6472	-125.0211	-880.4189	845.1978	-3852.0608
N1	CIM15	Top	277.8507	0	0	0	445.3903	-1555.9641
N1	CIM15	Bottom	321.9551	0	0	0	625.8734	-1802.9483
N1	COMB9	Top	701.0775	0	0	0	959.7051	-3926.0338
N1	COMB9	Bottom	789.2861	0	0	0	1320.3414	-4420.0022
N1	DER09	Top	701.0775	0	0	0	959.7051	-3926.0338
N1	DER09	Bottom	789.2861	0	0	0	1320.3414	-4420.0022
N1	DERUD09	Top	701.0775	0	0	0	959.7051	-3926.0338
N1	DERUD09	Bottom	789.2861	0	0	0	1320.3414	-4420.0022
N1	DERUD10	Top	799.4135	0	0	0	1377.1291	-4476.7154
N1	DERUD10	Bottom	887.6221	0	0	0	1737.777	-4970.6838
N1	DER10	Top	799.4135	0	0	0	1377.1291	-4476.7154
N1	DER10	Bottom	887.6221	0	0	0	1737.777	-4970.6838
N1	COMB10	Top	799.4135	0	0	0	1377.1291	-4476.7154
N1	COMB10	Bottom	887.6221	0	0	0	1737.777	-4970.6838
N1	COMB11	Top	668.8215	0	0	0	998.4124	-3745.4002
N1	COMB11	Bottom	757.0301	0	0	0	1359.1561	-4239.3686
N1	DER11	Top	668.8215	0	0	0	998.4124	-3745.4002
N1	DER11	Bottom	757.0301	0	0	0	1359.1561	-4239.3686
N1	DERUD11	Top	668.8215	0	0	0	998.4124	-3745.4002
N1	DERUD11	Bottom	757.0301	0	0	0	1359.1561	-4239.3686

5.3 Point Results

Table 5.8 - Joint Reactions

Story	Joint Label	Unique Name	Load Case/Combo	FX kN	FY kN	FZ kN	MX kN-m	MY kN-m	MZ kN-m
Base	1	13	D	11.4043	6.1571	107.1403	-16.5342	12.0953	0
Base	1	13	L	2.5423	-2.4758	13.9027	-0.5151	2.6963	0
Base	1	13	LR	-0.0502	3.1729	5.6123	-3.3244	-0.0532	0
Base	1	13	EX Max	89.2896	53.012	25.4562	106.0027	176.1726	10.1544
Base	1	13	EY Max	0.0002	63.0671	17.8827	132.2079	0.0002	0
Base	1	13	DISX Max	55.806	33.1325	15.9102	66.2517	110.1079	6.3465
Base	1	13	DISY Max	0.0001	39.4169	11.1767	82.6299	0.0001	0
Base	1	13	W	0	0	0	0	0	0
Base	1	13	G	1.1708	5.1079	18.176	-6.9064	1.2417	0
Base	1	13	DERUX Max	8.1792	4.7323	2.2591	9.4467	16.1325	0.9032
Base	1	13	DERUY Max	1.429E-05	5.5194	1.565	11.5704	1.515E-05	0
Base	1	13	COMB1	15.9661	8.62	149.9965	-23.1478	16.9334	0
Base	1	13	COMB2	17.7278	5.0138	153.6189	-22.3273	18.8019	0

Story	Joint Label	Unique Name	Load Case/Combo	FX kN	FY kN	FZ kN	MX kN-m	MY kN-m	MZ kN-m
Base	1	13	COMB3	16.1472	9.9894	151.4508	-25.6752	17.1255	0
Base	1	13	COMB4	16.2024	6.4992	145.2773	-22.0183	17.1841	0
Base	1	13	COMB5 Max	72.0335	49.8703	161.7343	70.6846	127.3186	6.3465
Base	1	13	COMB5 Min	-39.5785	-40.0448	123.208	-111.3968	-92.8972	-6.3465
Base	1	13	COMB6 Max	32.9694	54.2694	158.4209	82.1494	50.2431	1.9039
Base	1	13	COMB6 Min	-0.5144	-44.4439	126.5214	-122.8615	-15.8218	-1.9039
Base	1	13	COMB7 Max	27.0058	54.8981	112.376	87.6247	43.9182	1.9039
Base	1	13	COMB7 Min	-6.478	-43.8153	80.4766	-117.3862	-22.1467	-1.9039
Base	1	13	COMB8 Max	66.0699	50.499	115.6895	76.1599	120.9937	6.3465
Base	1	13	COMB8 Min	-45.5421	-39.4162	77.1631	-105.9214	-99.2221	-6.3465
Base	1	13	ENVE Max	72.0335	54.8981	161.7343	87.6247	127.3186	6.3465
Base	1	13	ENVE Min	-45.5421	-44.4439	77.1631	-122.8615	-99.2221	-6.3465
Base	1	13	CIM01	11.4043	6.1571	107.1403	-16.5342	12.0953	0
Base	1	13	CIM02	13.9466	3.6813	121.0431	-17.0492	14.7916	0
Base	1	13	CIM03	11.3542	9.33	112.7526	-19.8586	12.0421	0
Base	1	13	CIM04	13.2734	6.68	121.7766	-19.4138	14.0776	0
Base	1	13	CIM05 Max	50.4686	37.6274	120.6245	47.1943	89.1708	4.4425
Base	1	13	CIM05 Min	-27.6599	-25.3132	93.6561	-80.2627	-64.9802	-4.4425
Base	1	13	CIM06 Max	23.1237	40.7068	118.3052	55.2196	35.218	1.3328
Base	1	13	CIM06 Min	-0.315	-28.3926	95.9755	-88.288	-11.0274	-1.3328
Base	1	13	CIM07 Max	42.8506	30.5469	131.9973	28.9204	72.4348	3.3636
Base	1	13	CIM07 Min	-16.3038	-17.187	111.556	-67.748	-44.2796	-3.3636
Base	1	13	CIM08 Max	22.2024	32.8721	130.2459	34.9803	31.6949	1.0154
Base	1	13	CIM08 Min	4.3444	-19.5122	113.3073	-73.8079	-3.5397	-1.0154
Base	1	13	DER01	15.9661	8.62	149.9965	-23.1478	16.9334	0
Base	1	13	DER02	17.7278	5.0138	153.6189	-22.3273	18.8019	0
Base	1	13	DER03	16.1472	9.9894	151.4508	-25.6752	17.1255	0
Base	1	13	DER04	16.2024	6.4992	145.2773	-22.0183	17.1841	0
Base	1	13	DER05 Max	105.5171	57.9248	167.9274	85.6467	193.3833	10.1544
Base	1	13	DER05 Min	-73.0621	-48.0992	117.0149	-126.3588	-158.9619	-10.1544
Base	1	13	DER06 Max	16.2277	67.9798	160.3539	111.8518	17.2109	0
Base	1	13	DER06 Min	16.2273	-58.1543	124.5884	-152.564	17.2105	0
Base	1	13	DER07 Max	99.5535	58.5534	121.8825	91.122	187.0584	10.1544
Base	1	13	DER07 Min	-79.0257	-47.4706	70.9701	-120.8835	-165.2868	-10.1544
Base	1	13	DER08 Max	10.2641	68.6085	114.309	117.3271	10.8859	0
Base	1	13	DER08 Min	10.2637	-57.5257	78.5436	-147.0886	10.8856	0
Base	1	13	DERUD01	15.9661	8.62	149.9965	-23.1478	16.9334	0
Base	1	13	DERUD02	17.7278	5.0138	153.6189	-22.3273	18.8019	0
Base	1	13	DERUD03	16.1472	9.9894	151.4508	-25.6752	17.1255	0
Base	1	13	DERUD04	16.2024	6.4992	145.2773	-22.0183	17.1841	0
Base	1	13	DERUD05 Max	24.4067	9.6451	144.7302	-10.9094	33.3432	0.9032
Base	1	13	DERUD05 Min	8.0483	0.1804	140.2121	-29.8028	1.0781	-0.9032
Base	1	13	DERUD06 Max	16.2275	10.4322	144.0362	-8.7857	17.2107	0
Base	1	13	DERUD06 Min	16.2275	-0.6066	140.9061	-31.9264	17.2107	0
Base	1	13	DERUD07 Max	18.4431	10.2737	98.6854	-5.434	27.0183	0.9032
Base	1	13	DERUD07 Min	2.0847	0.8091	94.1672	-24.3275	-5.2468	-0.9032
Base	1	13	DERUD08 Max	10.2639	11.0608	97.9913	-3.3104	10.8858	0
Base	1	13	DERUD08 Min	10.2639	0.022	94.8613	-26.4511	10.8858	0
Base	1	13	CIM09 Max	45.9068	35.1646	77.7684	53.808	84.3327	4.4425
Base	1	13	CIM09 Min	-32.2216	-27.776	50.8	-73.649	-69.8184	-4.4425
Base	1	13	CIM10 Max	18.5619	38.2439	75.449	61.8333	30.3799	1.3328
Base	1	13	CIM10 Min	-4.8767	-30.8554	53.1194	-81.6743	-15.8655	-1.3328
Base	1	13	CIM11	12.5751	11.2651	125.3163	-23.4406	13.337	0
Base	1	13	CIM12	14.1891	8.1312	131.1994	-22.1003	15.0488	0
Base	1	13	CIM13 Max	43.7663	31.9982	141.42	26.2339	73.406	3.3636
Base	1	13	CIM13 Min	-15.3881	-15.7357	120.9787	-70.4345	-43.3084	-3.3636
Base	1	13	CIM14 Max	23.1181	34.3234	139.6686	32.2939	32.6661	1.0154
Base	1	13	CIM14 Min	5.2601	-18.0609	122.7301	-76.4944	-2.5685	-1.0154
Base	1	13	CIM15	6.8426	3.6943	64.2842	-9.9205	7.2572	0
Base	1	13	COMB9	18.3383	5.9813	159.9008	-24.1183	19.4493	0

Story	Joint Label	Unique Name	Load Case/Combo	FX kN	FY kN	FZ kN	MX kN-m	MY kN-m	MZ kN-m
Base	1	13	DER09	18.3383	5.9813	159.9008	-24.1183	19.4493	0
Base	1	13	DERUD09	18.3383	5.9813	159.9008	-24.1183	19.4493	0
Base	1	13	DERUD10	18.1007	13.0855	171.5527	-31.4063	19.1974	0
Base	1	13	DER10	18.1007	13.0855	171.5527	-31.4063	19.1974	0
Base	1	13	COMB10	18.1007	13.0855	171.5527	-31.4063	19.1974	0
Base	1	13	COMB11	16.8129	7.4667	151.5591	-23.8093	17.8315	0
Base	1	13	DER11	16.8129	7.4667	151.5591	-23.8093	17.8315	0
Base	1	13	DERUD11	16.8129	7.4667	151.5591	-23.8093	17.8315	0
Base	2	15	D	2.5686	-1.8819	39.4436	-8.0363	2.6855	0.0081
Base	2	15	L	0.0678	3.8144	-1.6777	-7.0969	0.069	-0.0002
Base	2	15	LR	0.0127	-3.0834	5.773	3.2411	0.0143	0.0076
Base	2	15	EX Max	43.3393	48.938	19.9635	101.0219	87.6715	9.5039
Base	2	15	EY Max	0.0194	62.725	17.8897	130.9985	0.0402	0.0576
Base	2	15	DISX Max	27.087	30.5863	12.4772	63.1387	54.7947	5.94
Base	2	15	DISY Max	0.0121	39.2031	11.1811	81.8741	0.0251	0.036
Base	2	15	W	0	0	0	0	0	0
Base	2	15	G	0.0594	-4.2595	10.7071	2.9338	0.0632	0.015
Base	2	15	DERUX Max	3.2286	4.3511	1.7364	8.9845	6.5455	0.8494
Base	2	15	DERUY Max	0.0017	5.4895	1.5656	11.4645	0.0035	0.005
Base	2	15	COMB1	3.596	-2.6346	55.2211	-11.2509	3.7597	0.0114
Base	2	15	COMB2	3.1971	2.3032	47.5345	-19.3781	3.3403	0.0131
Base	2	15	COMB3	3.1705	-3.3772	54.8914	-11.5547	3.3146	0.0216
Base	2	15	COMB4	3.1565	0.0145	48.5411	-15.12	3.2988	0.0133
Base	2	15	COMB5 Max	30.2408	43.9034	61.4861	70.9603	58.0939	5.9603
Base	2	15	COMB5 Min	-23.9406	-40.791	29.8231	-104.4415	-51.5106	-5.9413
Base	2	15	COMB6 Max	11.2883	49.9352	60.5788	84.0751	19.7552	1.8275
Base	2	15	COMB6 Min	-4.9881	-46.8228	30.7304	-117.5562	-13.1718	-1.8085
Base	2	15	COMB7 Max	10.4499	46.6853	50.4235	93.583	18.8805	1.8253
Base	2	15	COMB7 Min	-5.8265	-50.0727	20.575	-108.0484	-14.0465	-1.8107
Base	2	15	COMB8 Max	29.4024	40.6535	51.3308	80.4682	57.2192	5.9581
Base	2	15	COMB8 Min	-24.7789	-44.0409	19.6677	-94.9336	-52.3853	-5.9435
Base	2	15	ENVE Max	30.2408	49.9352	61.4861	93.583	58.0939	5.9603
Base	2	15	ENVE Min	-24.7789	-50.0727	19.6677	-117.5562	-52.3853	-5.9435
Base	2	15	CIM01	2.5686	-1.8819	39.4436	-8.0363	2.6855	0.0081
Base	2	15	CIM02	2.6364	1.9326	37.7659	-15.1333	2.7546	0.0079
Base	2	15	CIM03	2.5813	-4.9652	45.2166	-4.7952	2.6998	0.0157
Base	2	15	CIM04	2.629	-1.3336	42.5151	-10.9282	2.748	0.0136
Base	2	15	CIM05 Max	21.532	27.7612	50.5257	53.3543	41.0471	4.1737
Base	2	15	CIM05 Min	-16.3949	-31.5249	28.3616	-69.427	-35.676	-4.1574
Base	2	15	CIM06 Max	8.2653	31.9834	49.8906	62.5346	14.21	1.2807
Base	2	15	CIM06 Min	-3.1282	-35.7471	28.9966	-78.6073	-8.8389	-1.2645
Base	2	15	CIM07 Max	16.987	21.1497	50.9169	35.6352	31.7933	3.1676
Base	2	15	CIM07 Min	-11.7291	-23.8168	34.1132	-57.4915	-26.2972	-3.1403
Base	2	15	CIM08 Max	6.9693	24.3379	50.4374	42.5673	11.5285	0.9831
Base	2	15	CIM08 Min	-1.7114	-27.005	34.5927	-64.4236	-6.0324	-0.9559
Base	2	15	DER01	3.596	-2.6346	55.2211	-11.2509	3.7597	0.0114
Base	2	15	DER02	3.1971	2.3032	47.5345	-19.3781	3.3403	0.0131
Base	2	15	DER03	3.1705	-3.3772	54.8914	-11.5547	3.3146	0.0216
Base	2	15	DER04	3.1565	0.0145	48.5411	-15.12	3.2988	0.0133
Base	2	15	DER05 Max	46.4893	50.4942	65.6181	84.2813	90.9632	9.5134
Base	2	15	DER05 Min	-40.1892	-47.3818	25.6911	-117.7624	-84.3798	-9.4945
Base	2	15	DER06 Max	3.1695	64.2812	63.5443	114.2579	3.3318	0.0671
Base	2	15	DER06 Min	3.1307	-61.1688	27.7649	-147.7391	3.2515	-0.0481
Base	2	15	DER07 Max	45.651	47.2443	55.4628	93.7892	90.0885	9.5113
Base	2	15	DER07 Min	-41.0275	-50.6317	15.5357	-108.2546	-85.2545	-9.4966
Base	2	15	DER08 Max	2.3311	61.0313	53.389	123.7658	2.4571	0.0649
Base	2	15	DER08 Min	2.2923	-64.4187	17.6095	-138.2312	2.3768	-0.0503
Base	2	15	DERUD01	3.596	-2.6346	55.2211	-11.2509	3.7597	0.0114
Base	2	15	DERUD02	3.1971	2.3032	47.5345	-19.3781	3.3403	0.0131
Base	2	15	DERUD03	3.1705	-3.3772	54.8914	-11.5547	3.3146	0.0216

Story	Joint Label	Unique Name	Load Case/Combo	FX kN	FY kN	FZ kN	MX kN-m	MY kN-m	MZ kN-m
Base	2	15	DERUD04	3.1565	0.0145	48.5411	-15.12	3.2988	0.0133
Base	2	15	DERUD05 Max	6.3787	5.9073	47.3911	-7.7561	9.8372	0.8589
Base	2	15	DERUD05 Min	-0.0785	-2.7949	43.9182	-25.725	-3.2538	-0.8399
Base	2	15	DERUD06 Max	3.1518	7.0457	47.2203	-5.276	3.2952	0.0145
Base	2	15	DERUD06 Min	3.1484	-3.9332	44.089	-28.2051	3.2882	0.0045
Base	2	15	DERUD07 Max	5.5404	2.6574	37.2357	1.7517	8.9625	0.8567
Base	2	15	DERUD07 Min	-0.9169	-6.0447	33.7628	-16.2172	-4.1285	-0.8421
Base	2	15	DERUD08 Max	2.3134	3.7958	37.0649	4.2318	2.4205	0.0123
Base	2	15	DERUD08 Min	2.31	-7.1831	33.9336	-18.6972	2.4135	0.0023
Base	2	15	CIM09 Max	20.5046	28.5139	34.7482	56.5688	39.9729	4.1704
Base	2	15	CIM09 Min	-17.4223	-30.7721	12.5841	-66.2124	-36.7502	-4.1607
Base	2	15	CIM10 Max	7.2379	32.7362	34.1131	65.7492	13.1358	1.2775
Base	2	15	CIM10 Min	-4.1556	-34.9944	13.2192	-75.3928	-9.9131	-1.2677
Base	2	15	CIM11	2.6279	-6.1414	50.1507	-5.1025	2.7487	0.0232
Base	2	15	CIM12	2.6639	-2.2157	46.2156	-11.1587	2.7847	0.0192
Base	2	15	CIM13 Max	17.022	20.2675	54.6175	35.4047	31.8299	3.1732
Base	2	15	CIM13 Min	-11.6941	-24.6989	37.8138	-57.722	-26.2605	-3.1347
Base	2	15	CIM14 Max	7.0043	23.4558	54.138	42.3368	11.5651	0.9887
Base	2	15	CIM14 Min	-1.6764	-27.8871	38.2933	-64.6541	-5.9958	-0.9503
Base	2	15	CIM15	1.5411	-1.1291	23.6662	-4.8218	1.6113	0.0049
Base	2	15	COMB9	3.2204	1.7151	50.0015	-19.5318	3.3647	0.0169
Base	2	15	DER09	3.2204	1.7151	50.0015	-19.5318	3.3647	0.0169
Base	2	15	DERUD09	3.2204	1.7151	50.0015	-19.5318	3.3647	0.0169
Base	2	15	DERUD10	3.2451	-5.259	62.786	-12.0464	3.3927	0.0336
Base	2	15	DER10	3.2451	-5.259	62.786	-12.0464	3.3927	0.0336
Base	2	15	COMB10	3.2451	-5.259	62.786	-12.0464	3.3927	0.0336
Base	2	15	COMB11	3.1798	-0.5736	51.0082	-15.2736	3.3233	0.017
Base	2	15	DER11	3.1798	-0.5736	51.0082	-15.2736	3.3233	0.017
Base	2	15	DERUD11	3.1798	-0.5736	51.0082	-15.2736	3.3233	0.017
Base	3	16	D	0	-5.3257	187.766	-4.3667	0	0
Base	3	16	L	0	-7.069	31.5784	4.3567	0	0
Base	3	16	LR	0	5.3316	11.7343	-5.6176	0	0
Base	3	16	EX Max	114.273	0	0	0	202.8745	10.1544
Base	3	16	EY Max	0	62.8843	17.9224	132.1553	0	0
Base	3	16	DISX Max	71.4206	0	0	0	126.7966	6.3465
Base	3	16	DISY Max	0	39.3027	11.2015	82.597	0	0
Base	3	16	W	0	0	0	0	0	0
Base	3	16	G	0	7.1286	39.2577	-9.0568	0	0
Base	3	16	DERUX Max	10.4626	0	0	0	18.5729	0.9032
Base	3	16	DERUY Max	0	5.5034	1.5685	11.5658	0	0
Base	3	16	COMB1	0	-7.456	262.8724	-6.1134	0	0
Base	3	16	COMB2	0	-15.0354	281.7118	-1.0781	0	0
Base	3	16	COMB3	0	-4.9293	275.6725	-9.8714	0	0
Base	3	16	COMB4	0	-10.794	262.7648	-3.6921	0	0
Base	3	16	COMB5 Max	71.4206	-1.669	260.2581	23.8958	126.7966	6.3465
Base	3	16	COMB5 Min	-71.4206	-25.2506	253.5372	-25.6625	-126.7966	-6.3465
Base	3	16	COMB6 Max	21.4262	25.8429	268.0991	81.7137	38.039	1.9039
Base	3	16	COMB6 Min	-21.4262	-52.7625	245.6962	-83.4804	-38.039	-1.9039
Base	3	16	COMB7 Max	21.4262	34.5096	180.1909	78.667	38.039	1.9039
Base	3	16	COMB7 Min	-21.4262	-44.0958	157.7879	-86.5271	-38.039	-1.9039
Base	3	16	COMB8 Max	71.4206	6.9977	172.3499	20.8491	126.7966	6.3465
Base	3	16	COMB8 Min	-71.4206	-16.5839	165.629	-28.7092	-126.7966	-6.3465
Base	3	16	ENVE Max	71.4206	34.5096	281.7118	81.7137	126.7966	6.3465
Base	3	16	ENVE Min	-71.4206	-52.7625	157.7879	-86.5271	-126.7966	-6.3465
Base	3	16	CIM01	0	-5.3257	187.766	-4.3667	0	0
Base	3	16	CIM02	0	-12.3946	219.3445	-0.01	0	0
Base	3	16	CIM03	0	0.0059	199.5003	-9.9843	0	0
Base	3	16	CIM04	0	-6.6287	220.2505	-5.3123	0	0
Base	3	16	CIM05 Max	49.9944	2.9279	190.1183	12.9787	88.7576	4.4425
Base	3	16	CIM05 Min	-49.9944	-13.5792	185.4137	-21.7121	-88.7576	-4.4425

Story	Joint Label	Unique Name	Load Case/Combo	FX kN	FY kN	FZ kN	MX kN-m	MY kN-m	MZ kN-m
Base	3	16	CIM06 Max	14.9983	22.1862	195.6071	53.4512	26.6273	1.3328
Base	3	16	CIM06 Min	-14.9983	-32.8376	179.925	-62.1847	-26.6273	-1.3328
Base	3	16	CIM07 Max	37.8529	-0.3403	222.0428	7.9032	67.2022	3.3636
Base	3	16	CIM07 Min	-37.8529	-12.9172	218.4583	-18.5279	-67.2022	-3.3636
Base	3	16	CIM08 Max	11.4273	14.2017	226.1873	38.4641	20.2874	1.0154
Base	3	16	CIM08 Min	-11.4273	-27.4592	214.3137	-49.0888	-20.2874	-1.0154
Base	3	16	DER01	0	-7.456	262.8724	-6.1134	0	0
Base	3	16	DER02	0	-15.0354	281.7118	-1.0781	0	0
Base	3	16	DER03	0	-4.9293	275.6725	-9.8714	0	0
Base	3	16	DER04	0	-10.794	262.7648	-3.6921	0	0
Base	3	16	DER05 Max	114.273	-13.4598	256.8977	-0.8833	202.8745	10.1544
Base	3	16	DER05 Min	-114.273	-13.4598	256.8977	-0.8833	-202.8745	-10.1544
Base	3	16	DER06 Max	0	49.4246	274.82	131.2719	0	0
Base	3	16	DER06 Min	0	-76.3441	238.9753	-133.0386	0	0
Base	3	16	DER07 Max	114.273	-4.7931	168.9894	-3.93	202.8745	10.1544
Base	3	16	DER07 Min	-114.273	-4.7931	168.9894	-3.93	-202.8745	-10.1544
Base	3	16	DER08 Max	0	58.0912	186.9118	128.2252	0	0
Base	3	16	DER08 Min	0	-67.6774	151.0671	-136.0853	0	0
Base	3	16	DERUD01	0	-7.456	262.8724	-6.1134	0	0
Base	3	16	DERUD02	0	-15.0354	281.7118	-1.0781	0	0
Base	3	16	DERUD03	0	-4.9293	275.6725	-9.8714	0	0
Base	3	16	DERUD04	0	-10.794	262.7648	-3.6921	0	0
Base	3	16	DERUD05 Max	10.4626	-13.4598	256.8977	-0.8833	18.5729	0.9032
Base	3	16	DERUD05 Min	-10.4626	-13.4598	256.8977	-0.8833	-18.5729	-0.9032
Base	3	16	DERUD06 Max	0	-7.9564	258.4662	10.6824	0	0
Base	3	16	DERUD06 Min	0	-18.9632	255.3292	-12.4491	0	0
Base	3	16	DERUD07 Max	10.4626	-4.7931	168.9894	-3.93	18.5729	0.9032
Base	3	16	DERUD07 Min	-10.4626	-4.7931	168.9894	-3.93	-18.5729	-0.9032
Base	3	16	DERUD08 Max	0	0.7103	170.5579	7.6357	0	0
Base	3	16	DERUD08 Min	0	-10.2965	167.4209	-15.4958	0	0
Base	3	16	CIM09 Max	49.9944	5.0582	115.0119	14.7253	88.7576	4.4425
Base	3	16	CIM09 Min	-49.9944	-11.449	110.3073	-19.9654	-88.7576	-4.4425
Base	3	16	CIM10 Max	14.9983	24.3165	120.5007	55.1979	26.6273	1.3328
Base	3	16	CIM10 Min	-14.9983	-30.7073	104.8186	-60.438	-26.6273	-1.3328
Base	3	16	CIM11	0	1.803	227.0237	-13.4235	0	0
Base	3	16	CIM12	0	-5.2809	240.8931	-7.8917	0	0
Base	3	16	CIM13 Max	37.8529	1.0075	242.6854	5.3238	67.2022	3.3636
Base	3	16	CIM13 Min	-37.8529	-11.5694	239.1009	-21.1073	-67.2022	-3.3636
Base	3	16	CIM14 Max	11.4273	15.5495	246.8299	35.8847	20.2874	1.0154
Base	3	16	CIM14 Min	-11.4273	-26.1114	234.9563	-51.6682	-20.2874	-1.0154
Base	3	16	CIM15	0	-3.1954	112.6596	-2.62	0	0
Base	3	16	COMB9	0	-14.1368	295.4736	-2.7977	0	0
Base	3	16	DER09	0	-14.1368	295.4736	-2.7977	0	0
Base	3	16	DERUD09	0	-14.1368	295.4736	-2.7977	0	0
Base	3	16	DERUD10	0	-2.054	319.71	-15.3741	0	0
Base	3	16	DER10	0	-2.054	319.71	-15.3741	0	0
Base	3	16	COMB10	0	-2.054	319.71	-15.3741	0	0
Base	3	16	COMB11	0	-9.8955	276.5265	-5.4117	0	0
Base	3	16	DER11	0	-9.8955	276.5265	-5.4117	0	0
Base	3	16	DERUD11	0	-9.8955	276.5265	-5.4117	0	0
Base	4	18	D	0	-3.2249	55.6578	-6.6395	0	0
Base	4	18	L	0	4.3916	-2.2685	-7.7078	0	0
Base	4	18	LR	0	-5.5106	11.4152	5.776	0	0
Base	4	18	EX Max	57.9229	0	0	0	103.1949	10.1037
Base	4	18	EY Max	0	62.9537	17.9083	131.552	0	0
Base	4	18	DISX Max	36.2018	0	0	0	64.4968	6.3148
Base	4	18	DISY Max	0	39.3461	11.1927	82.22	0	0
Base	4	18	W	0	0	0	0	0	0
Base	4	18	G	0	-8.8254	21.6961	7.6981	0	0
Base	4	18	DERUX Max	4.3328	0	0	0	7.721	0.9025

Story	Joint Label	Unique Name	Load Case/Combo	FX kN	FY kN	FZ kN	MX kN-m	MY kN-m	MZ kN-m
Base	4	18	DERUY Max	0	5.5095	1.5673	11.513	0	0
Base	4	18	COMB1	0	-4.5148	77.921	-9.2953	0	0
Base	4	18	COMB2	0	0.4015	68.8675	-17.4118	0	0
Base	4	18	COMB3	0	-8.2952	82.7852	-6.4336	0	0
Base	4	18	COMB4	0	-2.2335	70.2285	-12.7871	0	0
Base	4	18	COMB5 Max	36.2018	12.3256	67.8788	8.9909	64.4968	6.3148
Base	4	18	COMB5 Min	-36.2018	-11.282	61.1631	-40.3411	-64.4968	-6.3148
Base	4	18	COMB6 Max	10.8605	39.8679	75.7137	66.5449	19.349	1.8944
Base	4	18	COMB6 Min	-10.8605	-38.8243	53.3282	-97.8951	-19.349	-1.8944
Base	4	18	COMB7 Max	10.8605	36.4437	61.2848	76.2445	19.349	1.8944
Base	4	18	COMB7 Min	-10.8605	-42.2484	38.8993	-88.1955	-19.349	-1.8944
Base	4	18	COMB8 Max	36.2018	8.9015	53.4499	18.6905	64.4968	6.3148
Base	4	18	COMB8 Min	-36.2018	-14.7062	46.7342	-30.6415	-64.4968	-6.3148
Base	4	18	ENVE Max	36.2018	39.8679	82.7852	76.2445	64.4968	6.3148
Base	4	18	ENVE Min	-36.2018	-42.2484	38.8993	-97.8951	-64.4968	-6.3148
Base	4	18	CIM01	0	-3.2249	55.6578	-6.6395	0	0
Base	4	18	CIM02	0	1.1668	53.3894	-14.3472	0	0
Base	4	18	CIM03	0	-8.7355	67.073	-0.8635	0	0
Base	4	18	CIM04	0	-4.0641	62.5179	-8.0883	0	0
Base	4	18	CIM05 Max	25.3413	5.0378	58.0083	10.6267	45.1478	4.4204
Base	4	18	CIM05 Min	-25.3413	-11.4875	53.3074	-23.9057	-45.1478	-4.4204
Base	4	18	CIM06 Max	7.6024	24.3174	63.4927	50.9145	13.5443	1.3261
Base	4	18	CIM06 Min	-7.6024	-30.7671	47.8229	-64.1935	-13.5443	-1.3261
Base	4	18	CIM07 Max	19.187	2.2313	64.3087	5.0669	34.1833	3.3468
Base	4	18	CIM07 Min	-19.187	-10.3595	60.727	-21.2435	-34.1833	-3.3468
Base	4	18	CIM08 Max	5.7923	16.7893	68.45	35.4883	10.3195	1.0104
Base	4	18	CIM08 Min	-5.7923	-24.9175	56.5857	-51.6649	-10.3195	-1.0104
Base	4	18	DER01	0	-4.5148	77.921	-9.2953	0	0
Base	4	18	DER02	0	0.4015	68.8675	-17.4118	0	0
Base	4	18	DER03	0	-8.2952	82.7852	-6.4336	0	0
Base	4	18	DER04	0	-2.2335	70.2285	-12.7871	0	0
Base	4	18	DER05 Max	57.9229	0.5218	64.521	-15.6751	103.1949	10.1037
Base	4	18	DER05 Min	-57.9229	0.5218	64.521	-15.6751	-103.1949	-10.1037
Base	4	18	DER06 Max	0	63.4755	82.4293	115.8769	0	0
Base	4	18	DER06 Min	0	-62.4319	46.6126	-147.2271	0	0
Base	4	18	DER07 Max	57.9229	-2.9024	50.0921	-5.9755	103.1949	10.1037
Base	4	18	DER07 Min	-57.9229	-2.9024	50.0921	-5.9755	-103.1949	-10.1037
Base	4	18	DER08 Max	0	60.0513	68.0004	125.5765	0	0
Base	4	18	DER08 Min	0	-65.8561	32.1837	-137.5275	0	0
Base	4	18	DERUD01	0	-4.5148	77.921	-9.2953	0	0
Base	4	18	DERUD02	0	0.4015	68.8675	-17.4118	0	0
Base	4	18	DERUD03	0	-8.2952	82.7852	-6.4336	0	0
Base	4	18	DERUD04	0	-2.2335	70.2285	-12.7871	0	0
Base	4	18	DERUD05 Max	4.3328	0.5218	64.521	-15.6751	7.721	0.9025
Base	4	18	DERUD05 Min	-4.3328	0.5218	64.521	-15.6751	-7.721	-0.9025
Base	4	18	DERUD06 Max	0	6.0313	66.0882	-4.1622	0	0
Base	4	18	DERUD06 Min	0	-4.9877	62.9537	-27.1881	0	0
Base	4	18	DERUD07 Max	4.3328	-2.9024	50.0921	-5.9755	7.721	0.9025
Base	4	18	DERUD07 Min	-4.3328	-2.9024	50.0921	-5.9755	-7.721	-0.9025
Base	4	18	DERUD08 Max	0	2.6071	51.6593	5.5374	0	0
Base	4	18	DERUD08 Min	0	-8.4119	48.5248	-17.4885	0	0
Base	4	18	CIM09 Max	25.3413	6.3278	35.7452	13.2825	45.1478	4.4204
Base	4	18	CIM09 Min	-25.3413	-10.1976	31.0442	-21.2499	-45.1478	-4.4204
Base	4	18	CIM10 Max	7.6024	25.6073	41.2296	53.5703	13.5443	1.3261
Base	4	18	CIM10 Min	-7.6024	-29.4772	25.5598	-61.5377	-13.5443	-1.3261
Base	4	18	CIM11	0	-12.0503	77.354	1.0586	0	0
Base	4	18	CIM12	0	-6.5502	70.2286	-6.6467	0	0
Base	4	18	CIM13 Max	19.187	-0.2548	72.0194	6.5085	34.1833	3.3468
Base	4	18	CIM13 Min	-19.187	-12.8456	68.4377	-19.8019	-34.1833	-3.3468
Base	4	18	CIM14 Max	5.7923	14.3032	76.1607	36.9298	10.3195	1.0104

Story	Joint Label	Unique Name	Load Case/Combo	FX kN	FY kN	FZ kN	MX kN-m	MY kN-m	MZ kN-m
Base	4	18	CIM14 Min	-5.7923	-27.4036	64.2964	-50.2233	-10.3195	-1.0104
Base	4	18	CIM15	0	-1.9349	33.3947	-3.9837	0	0
Base	4	18	COMB9	0	-1.2559	74.0079	-16.4508	0	0
Base	4	18	DER09	0	-1.2559	74.0079	-16.4508	0	0
Base	4	18	DERUD09	0	-1.2559	74.0079	-16.4508	0	0
Base	4	18	DERUD10	0	-13.5989	99.2347	-3.3582	0	0
Base	4	18	DER10	0	-13.5989	99.2347	-3.3582	0	0
Base	4	18	COMB10	0	-13.5989	99.2347	-3.3582	0	0
Base	4	18	COMB11	0	-3.8909	75.369	-11.8261	0	0
Base	4	18	DER11	0	-3.8909	75.369	-11.8261	0	0
Base	4	18	DERUD11	0	-3.8909	75.369	-11.8261	0	0
Base	5	19	D	-11.4043	6.1571	107.1403	-16.5342	-12.0953	0
Base	5	19	L	-2.5423	-2.4758	13.9027	-0.5151	-2.6963	0
Base	5	19	LR	0.0502	3.1729	5.6123	-3.3244	0.0532	0
Base	5	19	EX Max	89.2896	53.012	25.4562	106.0027	176.1726	10.1544
Base	5	19	EY Max	0.0002	63.0671	17.8827	132.2079	0.0002	0
Base	5	19	DISX Max	55.806	33.1325	15.9102	66.2517	110.1079	6.3465
Base	5	19	DISY Max	0.0001	39.4169	11.1767	82.6299	0.0001	0
Base	5	19	W	0	0	0	0	0	0
Base	5	19	G	-1.1708	5.1079	18.176	-6.9064	-1.2417	0
Base	5	19	DERUX Max	8.1792	4.7323	2.2591	9.4467	16.1325	0.9032
Base	5	19	DERUY Max	1.429E-05	5.5194	1.565	11.5704	1.515E-05	0
Base	5	19	COMB1	-15.9661	8.62	149.9965	-23.1478	-16.9334	0
Base	5	19	COMB2	-17.7278	5.0138	153.6189	-22.3273	-18.8019	0
Base	5	19	COMB3	-16.1472	9.9894	151.4508	-25.6752	-17.1255	0
Base	5	19	COMB4	-16.2024	6.4992	145.2773	-22.0183	-17.1841	0
Base	5	19	COMB5 Max	39.5785	49.8703	161.7343	70.6846	92.8972	6.3465
Base	5	19	COMB5 Min	-72.0335	-40.0448	123.208	-111.3968	-127.3186	-6.3465
Base	5	19	COMB6 Max	0.5144	54.2694	158.4209	82.1494	15.8218	1.9039
Base	5	19	COMB6 Min	-32.9694	-44.4439	126.5214	-122.8615	-50.2431	-1.9039
Base	5	19	COMB7 Max	6.478	54.8981	112.376	87.6247	22.1467	1.9039
Base	5	19	COMB7 Min	-27.0058	-43.8153	80.4766	-117.3862	-43.9182	-1.9039
Base	5	19	COMB8 Max	45.5421	50.499	115.6895	76.1599	99.2221	6.3465
Base	5	19	COMB8 Min	-66.0699	-39.4162	77.1631	-105.9214	-120.9937	-6.3465
Base	5	19	ENVE Max	45.5421	54.8981	161.7343	87.6247	99.2221	6.3465
Base	5	19	ENVE Min	-72.0335	-44.4439	77.1631	-122.8615	-127.3186	-6.3465
Base	5	19	CIM01	-11.4043	6.1571	107.1403	-16.5342	-12.0953	0
Base	5	19	CIM02	-13.9466	3.6813	121.0431	-17.0492	-14.7916	0
Base	5	19	CIM03	-11.3542	9.33	112.7526	-19.8586	-12.0421	0
Base	5	19	CIM04	-13.2734	6.68	121.7766	-19.4138	-14.0776	0
Base	5	19	CIM05 Max	27.6599	37.6274	120.6245	47.1943	64.9802	4.4425
Base	5	19	CIM05 Min	-50.4686	-25.3132	93.6561	-80.2627	-89.1708	-4.4425
Base	5	19	CIM06 Max	0.315	40.7068	118.3052	55.2196	11.0274	1.3328
Base	5	19	CIM06 Min	-23.1237	-28.3926	95.9755	-88.288	-35.218	-1.3328
Base	5	19	CIM07 Max	16.3038	30.5469	131.9973	28.9204	44.2796	3.3636
Base	5	19	CIM07 Min	-42.8506	-17.187	111.556	-67.748	-72.4348	-3.3636
Base	5	19	CIM08 Max	-4.3444	32.8721	130.2459	34.9803	3.5397	1.0154
Base	5	19	CIM08 Min	-22.2024	-19.5122	113.3073	-73.8079	-31.6949	-1.0154
Base	5	19	DER01	-15.9661	8.62	149.9965	-23.1478	-16.9334	0
Base	5	19	DER02	-17.7278	5.0138	153.6189	-22.3273	-18.8019	0
Base	5	19	DER03	-16.1472	9.9894	151.4508	-25.6752	-17.1255	0
Base	5	19	DER04	-16.2024	6.4992	145.2773	-22.0183	-17.1841	0
Base	5	19	DER05 Max	73.0621	57.9248	167.9274	85.6467	158.9619	10.1544
Base	5	19	DER05 Min	-105.5171	-48.0992	117.0149	-126.3588	-193.3833	-10.1544
Base	5	19	DER06 Max	-16.2273	67.9798	160.3539	111.8518	-17.2105	0
Base	5	19	DER06 Min	-16.2277	-58.1543	124.5884	-152.564	-17.2109	0
Base	5	19	DER07 Max	79.0257	58.5534	121.8825	91.122	165.2868	10.1544
Base	5	19	DER07 Min	-99.5535	-47.4706	70.9701	-120.8835	-187.0584	-10.1544
Base	5	19	DER08 Max	-10.2637	68.6085	114.309	117.3271	-10.8856	0
Base	5	19	DER08 Min	-10.2641	-57.5257	78.5436	-147.0886	-10.8859	0

Story	Joint Label	Unique Name	Load Case/Combo	FX kN	FY kN	FZ kN	MX kN-m	MY kN-m	MZ kN-m
Base	5	19	DERUD01	-15.9661	8.62	149.9965	-23.1478	-16.9334	0
Base	5	19	DERUD02	-17.7278	5.0138	153.6189	-22.3273	-18.8019	0
Base	5	19	DERUD03	-16.1472	9.9894	151.4508	-25.6752	-17.1255	0
Base	5	19	DERUD04	-16.2024	6.4992	145.2773	-22.0183	-17.1841	0
Base	5	19	DERUD05 Max	-8.0483	9.6451	144.7302	-10.9094	-1.0781	0.9032
Base	5	19	DERUD05 Min	-24.4067	0.1804	140.2121	-29.8028	-33.3432	-0.9032
Base	5	19	DERUD06 Max	-16.2275	10.4322	144.0362	-8.7857	-17.2107	0
Base	5	19	DERUD06 Min	-16.2275	-0.6066	140.9061	-31.9264	-17.2107	0
Base	5	19	DERUD07 Max	-2.0847	10.2737	98.6854	-5.434	5.2468	0.9032
Base	5	19	DERUD07 Min	-18.4431	0.8091	94.1672	-24.3275	-27.0183	-0.9032
Base	5	19	DERUD08 Max	-10.2639	11.0608	97.9913	-3.3104	-10.8858	0
Base	5	19	DERUD08 Min	-10.2639	0.022	94.8613	-26.4511	-10.8858	0
Base	5	19	CIM09 Max	32.2216	35.1646	77.7684	53.808	69.8184	4.4425
Base	5	19	CIM09 Min	-45.9068	-27.776	50.8	-73.649	-84.3327	-4.4425
Base	5	19	CIM10 Max	4.8767	38.2439	75.449	61.8333	15.8655	1.3328
Base	5	19	CIM10 Min	-18.5619	-30.8554	53.1194	-81.6743	-30.3799	-1.3328
Base	5	19	CIM11	-12.5751	11.2651	125.3163	-23.4406	-13.337	0
Base	5	19	CIM12	-14.1891	8.1312	131.1994	-22.1003	-15.0488	0
Base	5	19	CIM13 Max	15.3881	31.9982	141.42	26.2339	43.3084	3.3636
Base	5	19	CIM13 Min	-43.7663	-15.7357	120.9787	-70.4345	-73.406	-3.3636
Base	5	19	CIM14 Max	-5.2601	34.3234	139.6686	32.2939	2.5685	1.0154
Base	5	19	CIM14 Min	-23.1181	-18.0609	122.7301	-76.4944	-32.6661	-1.0154
Base	5	19	CIM15	-6.8426	3.6943	64.2842	-9.9205	-7.2572	0
Base	5	19	COMB9	-18.3383	5.9813	159.9008	-24.1183	-19.4493	0
Base	5	19	DER09	-18.3383	5.9813	159.9008	-24.1183	-19.4493	0
Base	5	19	DERUD09	-18.3383	5.9813	159.9008	-24.1183	-19.4493	0
Base	5	19	DERUD10	-18.1007	13.0855	171.5527	-31.4063	-19.1974	0
Base	5	19	DER10	-18.1007	13.0855	171.5527	-31.4063	-19.1974	0
Base	5	19	COMB10	-18.1007	13.0855	171.5527	-31.4063	-19.1974	0
Base	5	19	COMB11	-16.8129	7.4667	151.5591	-23.8093	-17.8315	0
Base	5	19	DER11	-16.8129	7.4667	151.5591	-23.8093	-17.8315	0
Base	5	19	DERUD11	-16.8129	7.4667	151.5591	-23.8093	-17.8315	0
Base	6	21	D	-2.5686	-1.8819	39.4436	-8.0363	-2.6855	-0.0081
Base	6	21	L	-0.0678	3.8144	-1.6777	-7.0969	-0.069	0.0002
Base	6	21	LR	-0.0127	-3.0834	5.773	3.2411	-0.0143	-0.0076
Base	6	21	EX Max	43.3393	48.938	19.9635	101.0219	87.6715	9.5039
Base	6	21	EY Max	0.0194	62.725	17.8897	130.9985	0.0402	0.0576
Base	6	21	DISX Max	27.087	30.5863	12.4772	63.1387	54.7947	5.94
Base	6	21	DISY Max	0.0121	39.2031	11.1811	81.8741	0.0251	0.036
Base	6	21	W	0	0	0	0	0	0
Base	6	21	G	-0.0594	-4.2595	10.7071	2.9338	-0.0632	-0.015
Base	6	21	DERUX Max	3.2286	4.3511	1.7364	8.9845	6.5455	0.8494
Base	6	21	DERUY Max	0.0017	5.4895	1.5656	11.4645	0.0035	0.005
Base	6	21	COMB1	-3.596	-2.6346	55.2211	-11.2509	-3.7597	-0.0114
Base	6	21	COMB2	-3.1971	2.3032	47.5345	-19.3781	-3.3403	-0.0131
Base	6	21	COMB3	-3.1705	-3.3772	54.8914	-11.5547	-3.3146	-0.0216
Base	6	21	COMB4	-3.1565	0.0145	48.5411	-15.12	-3.2988	-0.0133
Base	6	21	COMB5 Max	23.9406	43.9034	61.4861	70.9603	51.5106	5.9413
Base	6	21	COMB5 Min	-30.2408	-40.791	29.8231	-104.4415	-58.0939	-5.9603
Base	6	21	COMB6 Max	4.9881	49.9352	60.5788	84.0751	13.1718	1.8085
Base	6	21	COMB6 Min	-11.2883	-46.8228	30.7304	-117.5562	-19.7552	-1.8275
Base	6	21	COMB7 Max	5.8265	46.6853	50.4235	93.583	14.0465	1.8107
Base	6	21	COMB7 Min	-10.4499	-50.0727	20.575	-108.0484	-18.8805	-1.8253
Base	6	21	COMB8 Max	24.7789	40.6535	51.3308	80.4682	52.3853	5.9435
Base	6	21	COMB8 Min	-29.4024	-44.0409	19.6677	-94.9336	-57.2192	-5.9581
Base	6	21	ENVE Max	24.7789	49.9352	61.4861	93.583	52.3853	5.9435
Base	6	21	ENVE Min	-30.2408	-50.0727	19.6677	-117.5562	-58.0939	-5.9603
Base	6	21	CIM01	-2.5686	-1.8819	39.4436	-8.0363	-2.6855	-0.0081
Base	6	21	CIM02	-2.6364	1.9326	37.7659	-15.1333	-2.7546	-0.0079
Base	6	21	CIM03	-2.5813	-4.9652	45.2166	-4.7952	-2.6998	-0.0157

Story	Joint Label	Unique Name	Load Case/Combo	FX kN	FY kN	FZ kN	MX kN-m	MY kN-m	MZ kN-m
Base	6	21	CIM04	-2.629	-1.3336	42.5151	-10.9282	-2.748	-0.0136
Base	6	21	CIM05 Max	16.3949	27.7612	50.5257	53.3543	35.676	4.1574
Base	6	21	CIM05 Min	-21.532	-31.5249	28.3616	-69.427	-41.0471	-4.1737
Base	6	21	CIM06 Max	3.1282	31.9834	49.8906	62.5346	8.8389	1.2645
Base	6	21	CIM06 Min	-8.2653	-35.7471	28.9966	-78.6073	-14.21	-1.2807
Base	6	21	CIM07 Max	11.7291	21.1497	50.9169	35.6352	26.2972	3.1403
Base	6	21	CIM07 Min	-16.987	-23.8168	34.1132	-57.4915	-31.7933	-3.1676
Base	6	21	CIM08 Max	1.7114	24.3379	50.4374	42.5673	6.0324	0.9559
Base	6	21	CIM08 Min	-6.9693	-27.005	34.5927	-64.4236	-11.5285	-0.9831
Base	6	21	DER01	-3.596	-2.6346	55.2211	-11.2509	-3.7597	-0.0114
Base	6	21	DER02	-3.1971	2.3032	47.5345	-19.3781	-3.3403	-0.0131
Base	6	21	DER03	-3.1705	-3.3772	54.8914	-11.5547	-3.3146	-0.0216
Base	6	21	DER04	-3.1565	0.0145	48.5411	-15.12	-3.2988	-0.0133
Base	6	21	DER05 Max	40.1892	50.4942	65.6181	84.2813	84.3798	9.4945
Base	6	21	DER05 Min	-46.4893	-47.3818	25.6911	-117.7624	-90.9632	-9.5134
Base	6	21	DER06 Max	-3.1307	64.2812	63.5443	114.2579	-3.2515	0.0481
Base	6	21	DER06 Min	-3.1695	-61.1688	27.7649	-147.7391	-3.3318	-0.0671
Base	6	21	DER07 Max	41.0275	47.2443	55.4628	93.7892	85.2545	9.4966
Base	6	21	DER07 Min	-45.651	-50.6317	15.5357	-108.2546	-90.0885	-9.5113
Base	6	21	DER08 Max	-2.2923	61.0313	53.389	123.7658	-2.3768	0.0503
Base	6	21	DER08 Min	-2.3311	-64.4187	17.6095	-138.2312	-2.4571	-0.0649
Base	6	21	DERUD01	-3.596	-2.6346	55.2211	-11.2509	-3.7597	-0.0114
Base	6	21	DERUD02	-3.1971	2.3032	47.5345	-19.3781	-3.3403	-0.0131
Base	6	21	DERUD03	-3.1705	-3.3772	54.8914	-11.5547	-3.3146	-0.0216
Base	6	21	DERUD04	-3.1565	0.0145	48.5411	-15.12	-3.2988	-0.0133
Base	6	21	DERUD05 Max	0.0785	5.9073	47.3911	-7.7561	3.2538	0.8399
Base	6	21	DERUD05 Min	-6.3787	-2.7949	43.9182	-25.725	-9.8372	-0.8589
Base	6	21	DERUD06 Max	-3.1484	7.0457	47.2203	-5.276	-3.2882	-0.0045
Base	6	21	DERUD06 Min	-3.1518	-3.9332	44.089	-28.2051	-3.2952	-0.0145
Base	6	21	DERUD07 Max	0.9169	2.6574	37.2357	1.7517	4.1285	0.8421
Base	6	21	DERUD07 Min	-5.5404	-6.0447	33.7628	-16.2172	-8.9625	-0.8567
Base	6	21	DERUD08 Max	-2.31	3.7958	37.0649	4.2318	-2.4135	-0.0023
Base	6	21	DERUD08 Min	-2.3134	-7.1831	33.9336	-18.6972	-2.4205	-0.0123
Base	6	21	CIM09 Max	17.4223	28.5139	34.7482	56.5688	36.7502	4.1607
Base	6	21	CIM09 Min	-20.5046	-30.7721	12.5841	-66.2124	-39.9729	-4.1704
Base	6	21	CIM10 Max	4.1556	32.7362	34.1131	65.7492	9.9131	1.2677
Base	6	21	CIM10 Min	-7.2379	-34.9944	13.2192	-75.3928	-13.1358	-1.2775
Base	6	21	CIM11	-2.6279	-6.1414	50.1507	-5.1025	-2.7487	-0.0232
Base	6	21	CIM12	-2.6639	-2.2157	46.2156	-11.1587	-2.7847	-0.0192
Base	6	21	CIM13 Max	11.6941	20.2675	54.6175	35.4047	26.2605	3.1347
Base	6	21	CIM13 Min	-17.022	-24.6989	37.8138	-57.722	-31.8299	-3.1732
Base	6	21	CIM14 Max	1.6764	23.4558	54.138	42.3368	5.9958	0.9503
Base	6	21	CIM14 Min	-7.0043	-27.8871	38.2933	-64.6541	-11.5651	-0.9887
Base	6	21	CIM15	-1.5411	-1.1291	23.6662	-4.8218	-1.6113	-0.0049
Base	6	21	COMB9	-3.2204	1.7151	50.0015	-19.5318	-3.3647	-0.0169
Base	6	21	DER09	-3.2204	1.7151	50.0015	-19.5318	-3.3647	-0.0169
Base	6	21	DERUD09	-3.2204	1.7151	50.0015	-19.5318	-3.3647	-0.0169
Base	6	21	DERUD10	-3.2451	-5.259	62.786	-12.0464	-3.3927	-0.0336
Base	6	21	DER10	-3.2451	-5.259	62.786	-12.0464	-3.3927	-0.0336
Base	6	21	COMB10	-3.2451	-5.259	62.786	-12.0464	-3.3927	-0.0336
Base	6	21	COMB11	-3.1798	-0.5736	51.0082	-15.2736	-3.3233	-0.017
Base	6	21	DER11	-3.1798	-0.5736	51.0082	-15.2736	-3.3233	-0.017
Base	6	21	DERUD11	-3.1798	-0.5736	51.0082	-15.2736	-3.3233	-0.017

5.4 Modal Results

Table 5.9 - Modal Periods and Frequencies

Case	Mode	Period sec	Frequency cyc/sec	Circular Frequency rad/sec	Eigenvalue rad²/sec²
Modal	1	0.22	4.55	28.5892	817.3409

Case	Mode	Period sec	Frequency cyc/sec	Circular Frequency rad/sec	Eigenvalue rad²/sec²
Modal	2	0.203	4.93	30.9774	959.6011
Modal	3	0.149	6.692	42.0485	1768.0779
Modal	4	0.051	19.505	122.5509	15018.734
Modal	5	0.021	47.201	296.5742	87956.2319
Modal	6	0.018	56.431	354.5682	125718.6012
Modal	7	0.017	57.516	361.3824	130597.2465
Modal	8	0.016	61.208	384.5824	147903.6294
Modal	9	0.011	94.046	590.9078	349172.0388

Table 5.10 - Modal Participating Mass Ratios (Part 1 of 2)

Case	Mode	Period sec	UX	UY	UZ	Sum UX	Sum UY	Sum UZ
Modal	1	0.22	0.6538	0	0	0.6538	0	0
Modal	2	0.203	0	1	0	0.6538	1	0
Modal	3	0.149	0.3454	0	0	0.9991	1	0
Modal	4	0.051	0.0009	0	0	1	1	0
Modal	5	0.021	0	0	0	1	1	0
Modal	6	0.018	0	1.788E-05	0	1	1	0
Modal	7	0.017	0	0	0	1	1	0
Modal	8	0.016	0	0	0	1	1	0
Modal	9	0.011	0	0	0	1	1	0

Table 5.10 - Modal Participating Mass Ratios (Part 2 of 2)

Case	Mode	RX	RY	RZ	Sum RX	Sum RY	Sum RZ
Modal	1	0	0.6538	0.3726	0	0.6538	0.3726
Modal	2	1	0	0	1	0.6538	0.3726
Modal	3	0	0.3454	0.6267	1	0.9991	0.9993
Modal	4	0	0.0009	0.0007	1	1	1
Modal	5	0	0	0	1	1	1
Modal	6	1.788E-05	0	0	1	1	1
Modal	7	0	0	1.235E-05	1	1	1
Modal	8	0	0	0	1	1	1
Modal	9	0	0	0	1	1	1

Table 5.11 - Modal Load Participation Ratios

Case	Item Type	Item	Static %	Dynamic %
Modal	Acceleration	UX	100	100
Modal	Acceleration	UY	100	100
Modal	Acceleration	UZ	0	0

Table 5.12 - Modal Direction Factors

Case	Mode	Period sec	UX	UY	UZ	RZ
Modal	1	0.22	0.666	0	0	0.334
Modal	2	0.203	0	1	0	0
Modal	3	0.149	0.349	0	0	0.651
Modal	4	0.051	0.011	0	0	0.989
Modal	5	0.021	0	1	0	0
Modal	6	0.018	0	1	0	0
Modal	7	0.017	0	0	0	1
Modal	8	0.016	0	1	0	0
Modal	9	0.011	0	0	0	1

ETABS® 2016

Integrated Building Design Software

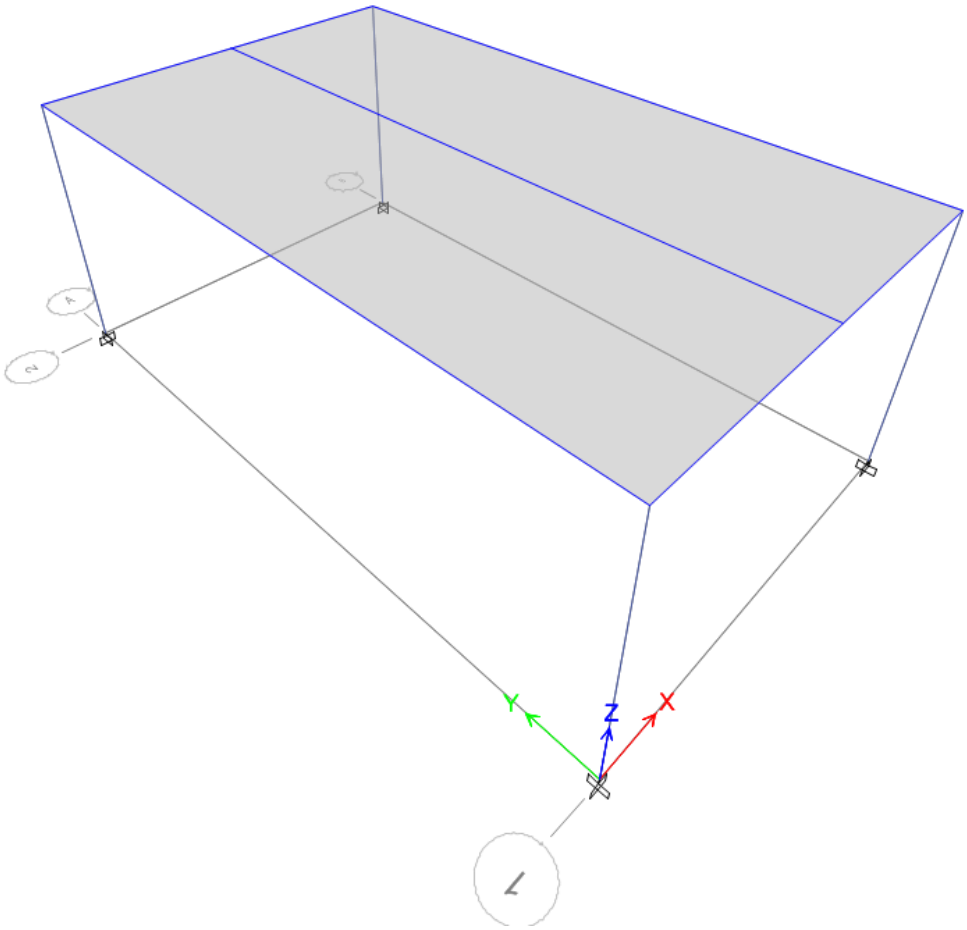

Project Report

Model File: 004 2017 EDUCACION M1B DMI - E, Revision 0
06/04/2017

Table of Contents

1. Structure Data 4
    - 1.1 Story Data 4
    - 1.2 Grid Data 4
    - 1.3 Point Coordinates 4
    - 1.4 Line Connectivity 4
    - 1.5 Area Connectivity 5
    - 1.6 Mass 5
    - 1.7 Groups 5
2. Properties 6
    - 2.1 Materials 6
    - 2.2 Frame Sections 6
    - 2.3 Shell Sections 6
    - 2.4 Reinforcement Sizes 6
    - 2.5 Tendon Sections 6
3. Assignments 7
    - 3.1 Joint Assignments 7
    - 3.2 Frame Assignments 7
    - 3.3 Shell Assignments 7
4. Loads 8
    - 4.1 Load Patterns 8
    - 4.2 Applied Loads 8
        - 4.2.1 Area Loads 8
    - 4.3 Functions 8
        - 4.3.1 Response Spectrum Functions 8
    - 4.4 Load Cases 23
    - 4.5 Load Combinations 24
5. Analysis Results 28
    - 5.1 Structure Results 28
    - 5.2 Story Results 31
    - 5.3 Point Results 41
    - 5.4 Modal Results 48

List of Tables

Table 1.1 Story Data 4
Table 1.2 Grid Systems 4
Table 1.3 Grid Lines 4
Table 1.4 Joint Coordinates Data 4
Table 1.5 Column Connectivity Data 4
Table 1.6 Beam Connectivity Data 4
Table 1.7 Floor Connectivity Data 5
Table 1.8 Mass Source 5
Table 1.9 Centers of Mass and Rigidity 5
Table 1.10 Mass Summary by Diaphragm 5
Table 1.11 Mass Summary by Story 5
Table 1.12 Group Definitions 5
Table 2.1 Material Properties - Summary 6
Table 2.2 Frame Sections - Summary 6
Table 2.3 Shell Sections - Summary 6
Table 2.4 Reinforcing Bar Sizes 6
Table 2.5 Tendon Section Properties 6
Table 3.1 Joint Assignments - Summary 7
Table 3.2 Frame Assignments - Summary 7
Table 3.3 Shell Assignments - Summary 7
Table 4.1 Load Patterns 8
Table 4.2 Shell Loads - Uniform 8
Table 4.3 Response Spectrum Function - User 8
Table 4.4 Load Cases - Summary 23
Table 4.5 Load Combinations 24
Table 5.1 Base Reactions 28
Table 5.2 Centers of Mass and Rigidity 29
Table 5.3 Diaphragm Center of Mass Displacements 29
Table 5.4 Story Max/Avg Displacements 31
Table 5.5 Story Drifts 33
Table 5.6 Story Max/Avg Drifts 36
Table 5.7 Story Forces 38
Table 5.8 Joint Reactions 41
Table 5.9 Modal Periods and Frequencies 48
Table 5.10 Modal Participating Mass Ratios 48
Table 5.11 Modal Load Participation Ratios 49
Table 5.12 Modal Direction Factors 49

1 Structure Data

This chapter provides model geometry information, including items such as story levels, point coordinates, and element connectivity.

1.1 Story Data

Table 1.1 - Story Data

Name	Height mm	Elevation mm	Master Story	Similar To	Splice Story
N1	3250	3250	Yes	None	No
Base	0	0	No	None	No

1.2 Grid Data

Table 1.2 - Grid Systems

Name	Type	Story Range	X Origin m	Y Origin m	Rotation deg	Bubble Size mm	Color
G1	Cartesian	Default	0	0	0	600	Gray

Table 1.3 - Grid Lines

Grid System	Grid Direction	Grid ID	Visible	Bubble Location	Ordinate m
G1	X	A	Yes	End	0
G1	X	B	Yes	End	4.9
G1	Y	1	Yes	Start	0
G1	Y	2	Yes	Start	8.2

1.3 Point Coordinates

Table 1.4 - Joint Coordinates Data

Label	X mm	Y mm	ΔZ Below mm
1	0	0	0
2	0	8200	0
3	4900	0	0
4	4900	8200	0
5	2500	0	0
7	2500	8200	0

1.4 Line Connectivity

Table 1.5 - Column Connectivity Data

Column	I-End Point	J-End Point	I-End Story
C1	1	1	Below
C2	2	2	Below
C3	3	3	Below
C4	4	4	Below

Table 1.6 - Beam Connectivity Data

Beam	I-End Point	J-End Point	Curve Type
B1	1	2	None
B2	3	4	None
B4	1	3	None
B6	2	4	None
B3	5	7	None

1.5 Area Connectivity

Table 1.7 - Floor Connectivity Data

Floor	Number of Edges	Edge Number	Point 1	Point 2	Curve Type
F5	4	1	3	4	None
		2	4	2	None
		3	2	1	None
		4	1	3	None

1.6 Mass

Table 1.8 - Mass Source

Name	Include Elements	Include Added Mass	Include Loads	Include Lateral	Include Vertical	Lump at Stories	IsDefault	Load Pattern	Multiplier
MsSrc1	No	No	Yes	Yes	No	Yes	Yes	D	1
MsSrc1	No	No	Yes	Yes	No	Yes	Yes	L	0.3

Table 1.9 - Centers of Mass and Rigidity

Story	Diaphragm	Mass X kg	Mass Y kg	XCM m	YCM m	Cumulative X kg	Cumulative Y kg	XCCM m	YCCM m	XCR m	YCR m
N1	D1	34394.99	34394.99	2.4543	4.1	34394.99	34394.99	2.4543	4.1	2.4511	4.1

Table 1.10 - Mass Summary by Diaphragm

Story	Diaphragm	Mass X kg	Mass Y kg	Mass Moment of Inertia ton-m²	X Mass Center m	Y Mass Center m
N1	D1	34394.99	34394.99	706.6758	2.4543	4.1

Table 1.11 - Mass Summary by Story

Story	UX kg	UY kg	UZ kg
N1	34394.99	34394.99	0
Base	2498.55	2498.55	0

1.7 Groups

Table 1.12 - Group Definitions

Name	Color
All	Yellow

2 Properties

This chapter provides property information for materials, frame sections, shell sections, and links.

2.1 Materials

Table 2.1 - Material Properties - Summary

Name	Type	E MPa	ν	Unit Weight kN/m³	Design Strengths
A416Gr270	Tendon	196500.6	0	76.9729	Fy=1689.91 MPa, Fu=1861.58 MPa
A615Gr60	Rebar	199947.98	0.3	76.9729	Fy=413.69 MPa, Fu=620.53 MPa
CONC00	Concrete	25267.13	0.2	0	Fc=28 MPa
CONC21	Concrete	21538	0.2	23.56	Fc=21 MPa
RMAT	Rebar	199947.98	0.3	76.9729	Fy=420 MPa, Fu=630 MPa

2.2 Frame Sections

Table 2.2 - Frame Sections - Summary

Name	Material	Shape
C40X40	CONC21	Concrete Rectangular
V30X50	CONC21	Concrete Rectangular

2.3 Shell Sections

Table 2.3 - Shell Sections - Summary

Name	Design Type	Element Type	Material	Total Thickness mm
LOSA	Slab	Membrane		5

2.4 Reinforcement Sizes

Table 2.4 - Reinforcing Bar Sizes

Name	Diameter mm	Area cm²
#2	6.4	0.3226
#3	9.5	1
#5	15.9	2
#6	19.1	3
#8	25.4	5
#9	28.7	6
15M	16	2

2.5 Tendon Sections

Table 2.5 - Tendon Section Properties

Name	Material	StrandArea cm²	Color
Tendon1	A416Gr270	1	Yellow

3 Assignments

This chapter provides a listing of the assignments applied to the model.

3.1 Joint Assignments

Table 3.1 - Joint Assignments - Summary

Story	Label	Unique Name	Diaphragm	Restraints
N1	1	2	D1	
N1	2	14	D1	
N1	3	6	D1	
N1	4	17	D1	
N1	5	4	D1	
N1	7	7	D1	
Base	1	13	Disconnected	UX; UY; UZ; RX; RY; RZ
Base	2	15	Disconnected	UX; UY; UZ; RX; RY; RZ
Base	3	16	Disconnected	UX; UY; UZ; RX; RY; RZ
Base	4	18	Disconnected	UX; UY; UZ; RX; RY; RZ

3.2 Frame Assignments

Table 3.2 - Frame Assignments - Summary

Story	Label	Unique Name	Design Type	Length mm	Analysis Section	Design Section	Min Number Stations
N1	C1	7	Column	3250	C40X40	C40X40	11
N1	C2	8	Column	3250	C40X40	C40X40	11
N1	C3	9	Column	3250	C40X40	C40X40	11
N1	C4	10	Column	3250	C40X40	C40X40	11
N1	B1	13	Beam	8200	V30X50	V30X50	11
N1	B2	14	Beam	8200	V30X50	V30X50	11
N1	B4	16	Beam	4900	V30X50	V30X50	11
N1	B6	18	Beam	4900	V30X50	V30X50	11
N1	B3	2	Beam	8200	V30X50	V30X50	11

3.3 Shell Assignments

Table 3.3 - Shell Assignments - Summary

Story	Label	Unique Name	Section
N1	F5	5	LOSA

4 Loads

This chapter provides loading information as applied to the model.

4.1 Load Patterns

Table 4.1 - Load Patterns

Name	Type	Self Weight Multiplier	Auto Load
D	Dead	1	
L	Live	0	
LR	Live	0	
W	Wind	0	None
G	Snow	0	

4.2 Applied Loads

4.2.1 Area Loads

Table 4.2 - Shell Loads - Uniform

Story	Label	Unique Name	Load Pattern	Direction	Load kN/m²
N1	F5	5	D	Gravity	4.3
N1	F5	5	L	Gravity	2
N1	F5	5	G	Gravity	1

4.3 Functions

4.3.1 Response Spectrum Functions

Table 4.3 - Response Spectrum Function - User

Name	Period sec	Acceleration	Damping %
Umbral	0	0.03	2
Umbral	0.01	0.032	
Umbral	0.02	0.035	
Umbral	0.03	0.037	
Umbral	0.04	0.04	
Umbral	0.05	0.042	
Umbral	0.06	0.044	
Umbral	0.07	0.047	
Umbral	0.08	0.049	
Umbral	0.09	0.052	
Umbral	0.1	0.054	
Umbral	0.11	0.056	
Umbral	0.12	0.059	
Umbral	0.13	0.061	
Umbral	0.14	0.064	
Umbral	0.15	0.066	
Umbral	0.16	0.068	
Umbral	0.17	0.071	
Umbral	0.18	0.073	
Umbral	0.19	0.076	
Umbral	0.2	0.078	
Umbral	0.21	0.08	
Umbral	0.22	0.083	
Umbral	0.23	0.085	
Umbral	0.24	0.088	
Umbral	0.25	0.09	
Umbral	0.26	0.09	
Umbral	0.27	0.09	
Umbral	0.28	0.09	
Umbral	0.29	0.09	

Name	Period sec	Acceleration	Damping %
Umbral	0.3	0.09	
Umbral	0.31	0.09	
Umbral	0.32	0.09	
Umbral	0.33	0.09	
Umbral	0.34	0.09	
Umbral	0.35	0.09	
Umbral	0.36	0.09	
Umbral	0.37	0.09	
Umbral	0.38	0.09	
Umbral	0.39	0.09	
Umbral	0.4	0.09	
Umbral	0.41	0.09	
Umbral	0.42	0.09	
Umbral	0.43	0.09	
Umbral	0.44	0.09	
Umbral	0.45	0.09	
Umbral	0.46	0.09	
Umbral	0.47	0.09	
Umbral	0.48	0.09	
Umbral	0.49	0.09	
Umbral	0.5	0.09	
Umbral	0.51	0.09	
Umbral	0.52	0.09	
Umbral	0.53	0.09	
Umbral	0.54	0.09	
Umbral	0.55	0.09	
Umbral	0.56	0.09	
Umbral	0.57	0.09	
Umbral	0.58	0.09	
Umbral	0.59	0.09	
Umbral	0.6	0.09	
Umbral	0.61	0.09	
Umbral	0.62	0.09	
Umbral	0.63	0.09	
Umbral	0.64	0.09	
Umbral	0.65	0.09	
Umbral	0.66	0.09	
Umbral	0.67	0.09	
Umbral	0.68	0.09	
Umbral	0.69	0.09	
Umbral	0.7	0.09	
Umbral	0.71	0.09	
Umbral	0.72	0.09	
Umbral	0.73	0.09	
Umbral	0.74	0.09	
Umbral	0.75	0.09	
Umbral	0.76	0.09	
Umbral	0.77	0.09	
Umbral	0.78	0.09	
Umbral	0.79	0.09	
Umbral	0.8	0.09	
Umbral	0.81	0.09	
Umbral	0.82	0.09	
Umbral	0.83	0.09	
Umbral	0.84	0.09	
Umbral	0.85	0.09	
Umbral	0.86	0.09	
Umbral	0.87	0.09	
Umbral	0.88	0.09	
Umbral	0.89	0.09	

Name	Period sec	Acceleration	Damping %
Umbral	0.9	0.09	
Umbral	0.91	0.09	
Umbral	0.92	0.09	
Umbral	0.93	0.09	
Umbral	0.94	0.09	
Umbral	0.95	0.09	
Umbral	0.96	0.09	
Umbral	0.97	0.09	
Umbral	0.98	0.09	
Umbral	0.99	0.09	
Umbral	1	0.09	
Umbral	1.01	0.09	
Umbral	1.02	0.09	
Umbral	1.03	0.09	
Umbral	1.04	0.09	
Umbral	1.05	0.09	
Umbral	1.06	0.09	
Umbral	1.07	0.09	
Umbral	1.08	0.09	
Umbral	1.09	0.09	
Umbral	1.1	0.09	
Umbral	1.11	0.09	
Umbral	1.12	0.09	
Umbral	1.13	0.09	
Umbral	1.14	0.09	
Umbral	1.15	0.09	
Umbral	1.16	0.09	
Umbral	1.17	0.09	
Umbral	1.18	0.09	
Umbral	1.19	0.09	
Umbral	1.2	0.09	
Umbral	1.21	0.09	
Umbral	1.22	0.09	
Umbral	1.23	0.09	
Umbral	1.24	0.09	
Umbral	1.25	0.09	
Umbral	1.26	0.09	
Umbral	1.27	0.09	
Umbral	1.28	0.09	
Umbral	1.29	0.09	
Umbral	1.3	0.09	
Umbral	1.31	0.09	
Umbral	1.32	0.09	
Umbral	1.33	0.09	
Umbral	1.34	0.09	
Umbral	1.35	0.09	
Umbral	1.36	0.09	
Umbral	1.37	0.09	
Umbral	1.38	0.09	
Umbral	1.39	0.09	
Umbral	1.4	0.09	
Umbral	1.41	0.09	
Umbral	1.42	0.09	
Umbral	1.43	0.09	
Umbral	1.44	0.09	
Umbral	1.45	0.09	
Umbral	1.46	0.09	
Umbral	1.47	0.09	
Umbral	1.48	0.09	
Umbral	1.49	0.09	

Name	Period sec	Acceleration	Damping %
Umbral	1.5	0.09	
Umbral	1.51	0.09	
Umbral	1.52	0.09	
Umbral	1.53	0.09	
Umbral	1.54	0.09	
Umbral	1.55	0.09	
Umbral	1.56	0.09	
Umbral	1.57	0.09	
Umbral	1.58	0.09	
Umbral	1.59	0.09	
Umbral	1.6	0.09	
Umbral	1.61	0.09	
Umbral	1.62	0.09	
Umbral	1.63	0.09	
Umbral	1.64	0.09	
Umbral	1.65	0.09	
Umbral	1.66	0.09	
Umbral	1.67	0.09	
Umbral	1.68	0.09	
Umbral	1.69	0.09	
Umbral	1.7	0.09	
Umbral	1.71	0.09	
Umbral	1.72	0.09	
Umbral	1.73	0.09	
Umbral	1.74	0.09	
Umbral	1.75	0.09	
Umbral	1.76	0.09	
Umbral	1.77	0.09	
Umbral	1.78	0.09	
Umbral	1.79	0.09	
Umbral	1.8	0.09	
Umbral	1.81	0.09	
Umbral	1.82	0.09	
Umbral	1.83	0.09	
Umbral	1.84	0.09	
Umbral	1.85	0.09	
Umbral	1.86	0.09	
Umbral	1.87	0.09	
Umbral	1.88	0.09	
Umbral	1.89	0.09	
Umbral	1.9	0.09	
Umbral	1.91	0.09	
Umbral	1.92	0.09	
Umbral	1.93	0.09	
Umbral	1.94	0.09	
Umbral	1.95	0.09	
Umbral	1.96	0.09	
Umbral	1.97	0.09	
Umbral	1.98	0.09	
Umbral	1.99	0.09	
Umbral	2	0.09	
Umbral	2.01	0.09	
Umbral	2.02	0.09	
Umbral	2.03	0.09	
Umbral	2.04	0.09	
Umbral	2.05	0.09	
Umbral	2.06	0.09	
Umbral	2.07	0.09	
Umbral	2.08	0.09	
Umbral	2.09	0.09	

Name	Period sec	Acceleration	Damping %
Umbral	2.1	0.09	
Umbral	2.11	0.09	
Umbral	2.12	0.09	
Umbral	2.13	0.09	
Umbral	2.14	0.09	
Umbral	2.15	0.09	
Umbral	2.16	0.09	
Umbral	2.17	0.09	
Umbral	2.18	0.09	
Umbral	2.19	0.09	
Umbral	2.2	0.089	
Umbral	2.21	0.089	
Umbral	2.22	0.089	
Umbral	2.23	0.088	
Umbral	2.24	0.088	
Umbral	2.25	0.088	
Umbral	2.26	0.087	
Umbral	2.27	0.087	
Umbral	2.28	0.086	
Umbral	2.29	0.086	
Umbral	2.3	0.086	
Umbral	2.31	0.085	
Umbral	2.32	0.085	
Umbral	2.33	0.084	
Umbral	2.34	0.084	
Umbral	2.35	0.084	
Umbral	2.36	0.083	
Umbral	2.37	0.083	
Umbral	2.38	0.083	
Umbral	2.39	0.082	
Umbral	2.4	0.082	
Umbral	2.41	0.082	
Umbral	2.42	0.081	
Umbral	2.43	0.081	
Umbral	2.44	0.081	
Umbral	2.45	0.08	
Umbral	2.46	0.08	
Umbral	2.47	0.08	
Umbral	2.48	0.079	
Umbral	2.49	0.079	
Umbral	2.5	0.079	
Umbral	2.51	0.078	
Umbral	2.52	0.078	
Umbral	2.53	0.078	
Umbral	2.54	0.078	
Umbral	2.55	0.077	
Umbral	2.56	0.077	
Umbral	2.57	0.077	
Umbral	2.58	0.076	
Umbral	2.59	0.076	
Umbral	2.6	0.076	
Umbral	2.61	0.075	
Umbral	2.62	0.075	
Umbral	2.63	0.075	
Umbral	2.64	0.075	
Umbral	2.65	0.074	
Umbral	2.66	0.074	
Umbral	2.67	0.074	
Umbral	2.68	0.073	
Umbral	2.69	0.073	

Name	Period sec	Acceleration	Damping %
Umbral	2.7	0.073	
Umbral	2.71	0.073	
Umbral	2.72	0.072	
Umbral	2.73	0.072	
Umbral	2.74	0.072	
Umbral	2.75	0.072	
Umbral	2.76	0.071	
Umbral	2.77	0.071	
Umbral	2.78	0.071	
Umbral	2.79	0.071	
Umbral	2.8	0.07	
Umbral	2.81	0.07	
Umbral	2.82	0.07	
Umbral	2.83	0.07	
Umbral	2.84	0.069	
Umbral	2.85	0.069	
Umbral	2.86	0.069	
Umbral	2.87	0.069	
Umbral	2.88	0.068	
Umbral	2.89	0.068	
Umbral	2.9	0.068	
Umbral	2.91	0.068	
Umbral	2.92	0.067	
Umbral	2.93	0.067	
Umbral	2.94	0.067	
Umbral	2.95	0.067	
Umbral	2.96	0.067	
Umbral	2.97	0.066	
Umbral	2.98	0.066	
Umbral	2.99	0.066	
Umbral	3	0.066	
Umbral	3.01	0.065	
Umbral	3.02	0.065	
Umbral	3.03	0.065	
Umbral	3.04	0.065	
Umbral	3.05	0.065	
Umbral	3.06	0.064	
Umbral	3.07	0.064	
Umbral	3.08	0.064	
Umbral	3.09	0.064	
Umbral	3.1	0.064	
Umbral	3.11	0.063	
Umbral	3.12	0.063	
Umbral	3.13	0.063	
Umbral	3.14	0.063	
Umbral	3.15	0.063	
Umbral	3.16	0.062	
Umbral	3.17	0.062	
Umbral	3.18	0.062	
Umbral	3.19	0.062	
Umbral	3.2	0.062	
Umbral	3.21	0.061	
Umbral	3.22	0.061	
Umbral	3.23	0.061	
Umbral	3.24	0.061	
Umbral	3.25	0.061	
Umbral	3.26	0.06	
Umbral	3.27	0.06	
Umbral	3.28	0.06	
Umbral	3.29	0.06	

Name	Period sec	Acceleration	Damping %
Umbral	3.3	0.06	
Umbral	3.31	0.059	
Umbral	3.32	0.059	
Umbral	3.33	0.059	
Umbral	3.34	0.059	
Umbral	3.35	0.059	
Umbral	3.36	0.059	
Umbral	3.37	0.058	
Umbral	3.38	0.058	
Umbral	3.39	0.058	
Umbral	3.4	0.058	
Umbral	3.41	0.058	
Umbral	3.42	0.058	
Umbral	3.43	0.057	
Umbral	3.44	0.057	
Umbral	3.45	0.057	
Umbral	3.46	0.057	
Umbral	3.47	0.057	
Umbral	3.48	0.057	
Umbral	3.49	0.056	
Umbral	3.5	0.056	
Umbral	3.51	0.056	
Umbral	3.52	0.056	
Umbral	3.53	0.056	
Umbral	3.54	0.056	
Umbral	3.55	0.055	
Umbral	3.56	0.055	
Umbral	3.57	0.055	
Umbral	3.58	0.055	
Umbral	3.59	0.055	
Umbral	3.6	0.055	
Umbral	3.61	0.055	
Umbral	3.62	0.054	
Umbral	3.63	0.054	
Umbral	3.64	0.054	
Umbral	3.65	0.054	
Umbral	3.66	0.054	
Umbral	3.67	0.054	
Umbral	3.68	0.053	
Umbral	3.69	0.053	
Umbral	3.7	0.053	
Umbral	3.71	0.053	
Umbral	3.72	0.053	
Umbral	3.73	0.053	
Umbral	3.74	0.053	
Umbral	3.75	0.053	
Umbral	3.76	0.052	
Umbral	3.77	0.052	
Umbral	3.78	0.052	
Umbral	3.79	0.052	
Umbral	3.8	0.052	
Umbral	3.81	0.052	
Umbral	3.82	0.052	
Umbral	3.83	0.051	
Umbral	3.84	0.051	
Umbral	3.85	0.051	
Umbral	3.86	0.051	
Umbral	3.87	0.051	
Umbral	3.88	0.051	
Umbral	3.89	0.051	

Name	Period sec	Acceleration	Damping %
Umbral	3.9	0.05	
Umbral	3.91	0.05	
Umbral	3.92	0.05	
Umbral	3.93	0.05	
Umbral	3.94	0.05	
Umbral	3.95	0.05	
Umbral	3.96	0.05	
Umbral	3.97	0.05	
Umbral	3.98	0.049	
Umbral	3.99	0.049	
Umbral	4	0.049	
Umbral	4.01	0.049	
Umbral	4.02	0.049	
Umbral	4.03	0.049	
Umbral	4.04	0.049	
Umbral	4.05	0.049	
Umbral	4.06	0.048	
Umbral	4.07	0.048	
Umbral	4.08	0.048	
Umbral	4.09	0.048	
Umbral	4.1	0.048	
Umbral	4.11	0.048	
Umbral	4.12	0.048	
Umbral	4.13	0.048	
Umbral	4.14	0.048	
Umbral	4.15	0.047	
Umbral	4.16	0.047	
Umbral	4.17	0.047	
Umbral	4.18	0.047	
Umbral	4.19	0.047	
Umbral	4.2	0.047	
Umbral	4.21	0.047	
Umbral	4.22	0.047	
Umbral	4.23	0.047	
Umbral	4.24	0.046	
Umbral	4.25	0.046	
Umbral	4.26	0.046	
Umbral	4.27	0.046	
Umbral	4.28	0.046	
Umbral	4.29	0.046	
Umbral	4.3	0.046	
Umbral	4.31	0.046	
Umbral	4.32	0.046	
Umbral	4.33	0.045	
Umbral	4.34	0.045	
Umbral	4.35	0.045	
Umbral	4.36	0.045	
Umbral	4.37	0.045	
Umbral	4.38	0.045	
Umbral	4.39	0.045	
Umbral	4.4	0.045	
Umbral	4.41	0.045	
Umbral	4.42	0.045	
Umbral	4.43	0.044	
Umbral	4.44	0.044	
Umbral	4.45	0.044	
Umbral	4.46	0.044	
Umbral	4.47	0.044	
Umbral	4.48	0.044	
Umbral	4.49	0.044	

Name	Period sec	Acceleration	Damping %
Umbral	4.5	0.044	
Umbral	4.51	0.044	
Umbral	4.52	0.044	
Umbral	4.53	0.043	
Umbral	4.54	0.043	
Umbral	4.55	0.043	
Umbral	4.56	0.043	
Umbral	4.57	0.043	
Umbral	4.58	0.043	
Umbral	4.59	0.043	
Umbral	4.6	0.043	
Umbral	4.61	0.043	
Umbral	4.62	0.043	
Umbral	4.63	0.043	
Umbral	4.64	0.042	
Umbral	4.65	0.042	
Umbral	4.66	0.042	
Umbral	4.67	0.042	
Umbral	4.68	0.042	
Umbral	4.69	0.042	
Umbral	4.7	0.042	
Umbral	4.71	0.042	
Umbral	4.72	0.042	
Umbral	4.73	0.042	
Umbral	4.74	0.042	
Umbral	4.75	0.041	
Umbral	4.76	0.041	
Umbral	4.77	0.041	
Umbral	4.78	0.041	
Umbral	4.79	0.041	
Umbral	4.8	0.041	
Umbral	4.81	0.041	
Umbral	4.82	0.041	
Umbral	4.83	0.041	
Umbral	4.84	0.041	
Umbral	4.85	0.041	
Umbral	4.86	0.041	
Umbral	4.87	0.04	
Umbral	4.88	0.04	
Umbral	4.89	0.04	
Umbral	4.9	0.04	
Umbral	4.91	0.04	
Umbral	4.92	0.04	
Umbral	4.93	0.04	
Umbral	4.94	0.04	
Umbral	4.95	0.04	
Umbral	4.96	0.04	
Umbral	4.97	0.04	
Umbral	4.98	0.04	
Umbral	4.99	0.039	
Umbral	5	0.039	
Umbral	5.01	0.039	
Umbral	5.02	0.039	
Umbral	5.03	0.039	
Umbral	5.04	0.039	
Umbral	5.05	0.039	
Umbral	5.06	0.039	
Umbral	5.07	0.039	
Umbral	5.08	0.039	
Umbral	5.09	0.039	

Name	Period sec	Acceleration	Damping %
Umbral	5.1	0.039	
Umbral	5.11	0.039	
Umbral	5.12	0.038	
Umbral	5.13	0.038	
Umbral	5.14	0.038	
Umbral	5.15	0.038	
Umbral	5.16	0.038	
Umbral	5.17	0.038	
Umbral	5.18	0.038	
Umbral	5.19	0.038	
Umbral	5.2	0.038	
Umbral	5.21	0.038	
Umbral	5.22	0.038	
Umbral	5.23	0.038	
Umbral	5.24	0.038	
Umbral	5.25	0.038	
Umbral	5.26	0.037	
Umbral	5.27	0.037	
Umbral	5.28	0.037	
Umbral	5.29	0.037	
Umbral	5.3	0.037	
Umbral	5.31	0.037	
Umbral	5.32	0.037	
Umbral	5.33	0.037	
Umbral	5.34	0.037	
Umbral	5.35	0.037	
Umbral	5.36	0.037	
Umbral	5.37	0.037	
Umbral	5.38	0.037	
Umbral	5.39	0.037	
Umbral	5.4	0.036	
Umbral	5.41	0.036	
Umbral	5.42	0.036	
Umbral	5.43	0.036	
Umbral	5.44	0.036	
Umbral	5.45	0.036	
Umbral	5.46	0.036	
Umbral	5.47	0.036	
Umbral	5.48	0.036	
Umbral	5.49	0.036	
Umbral	5.5	0.036	
Umbral	5.51	0.036	
Umbral	5.52	0.036	
Umbral	5.53	0.036	
Umbral	5.54	0.036	
Umbral	5.55	0.035	
Umbral	5.56	0.035	
Umbral	5.57	0.035	
Umbral	5.58	0.035	
Umbral	5.59	0.035	
Umbral	5.6	0.035	
Umbral	5.61	0.035	
Umbral	5.62	0.035	
Umbral	5.63	0.035	
Umbral	5.64	0.035	
Umbral	5.65	0.035	
Umbral	5.66	0.035	
Umbral	5.67	0.035	
Umbral	5.68	0.035	
Umbral	5.69	0.035	

Name	Period sec	Acceleration	Damping %
Umbral	5.7	0.035	
Umbral	5.71	0.034	
Umbral	5.72	0.034	
Umbral	5.73	0.034	
Umbral	5.74	0.034	
Umbral	5.75	0.034	
Umbral	5.76	0.034	
Umbral	5.77	0.034	
Umbral	5.78	0.034	
Umbral	5.79	0.034	
Umbral	5.8	0.034	
Umbral	5.81	0.034	
Umbral	5.82	0.034	
Umbral	5.83	0.034	
Umbral	5.84	0.034	
Umbral	5.85	0.034	
Umbral	5.86	0.034	
Umbral	5.87	0.034	
Umbral	5.88	0.033	
Umbral	5.89	0.033	
Umbral	5.9	0.033	
Umbral	5.91	0.033	
Umbral	5.92	0.033	
Umbral	5.93	0.033	
Umbral	5.94	0.033	
Umbral	5.95	0.033	
Umbral	5.96	0.033	
Umbral	5.97	0.033	
Umbral	5.98	0.033	
Umbral	5.99	0.033	
Umbral	6	0.033	
Umbral	6.01	0.033	
Umbral	6.02	0.033	
Umbral	6.03	0.033	
Umbral	6.04	0.033	
Umbral	6.05	0.033	
Umbral	6.06	0.032	
Umbral	6.07	0.032	
Umbral	6.08	0.032	
Umbral	6.09	0.032	
Umbral	6.1	0.032	
Umbral	6.11	0.032	
Umbral	6.12	0.032	
Umbral	6.13	0.032	
Umbral	6.14	0.032	
Umbral	6.15	0.032	
Umbral	6.16	0.032	
Umbral	6.17	0.032	
Umbral	6.18	0.032	
Umbral	6.19	0.032	
Umbral	6.2	0.032	
Umbral	6.21	0.032	
Umbral	6.22	0.032	
Umbral	6.23	0.032	
Umbral	6.24	0.032	
Umbral	6.25	0.032	
Umbral	6.26	0.031	
Umbral	6.27	0.031	
Umbral	6.28	0.031	
Umbral	6.29	0.031	

Name	Period sec	Acceleration	Damping %
Umbral	6.3	0.031	
Umbral	6.31	0.031	
Umbral	6.32	0.031	
Umbral	6.33	0.031	
Umbral	6.34	0.031	
Umbral	6.35	0.031	
Umbral	6.36	0.031	
Umbral	6.37	0.031	
Umbral	6.38	0.031	
Umbral	6.39	0.031	
Umbral	6.4	0.031	
Umbral	6.41	0.031	
Umbral	6.42	0.031	
Umbral	6.43	0.031	
Umbral	6.44	0.031	
Umbral	6.45	0.031	
Umbral	6.46	0.03	
Umbral	6.47	0.03	
Umbral	6.48	0.03	
Umbral	6.49	0.03	
Umbral	6.5	0.03	
Umbral	6.51	0.03	
Umbral	6.52	0.03	
Umbral	6.53	0.03	
Umbral	6.54	0.03	
Umbral	6.55	0.03	
Umbral	6.56	0.03	
Umbral	6.57	0.03	
Umbral	6.58	0.03	
Umbral	6.59	0.03	
Umbral	6.6	0.03	
Umbral	6.61	0.03	
Umbral	6.62	0.03	
Umbral	6.63	0.03	
Umbral	6.64	0.03	
Umbral	6.65	0.03	
Umbral	6.66	0.03	
Umbral	6.67	0.03	
Umbral	6.68	0.029	
Umbral	6.69	0.029	
Umbral	6.7	0.029	
Umbral	6.71	0.029	
Umbral	6.72	0.029	
Umbral	6.73	0.029	
Umbral	6.74	0.029	
Umbral	6.75	0.029	
Umbral	6.76	0.029	
Umbral	6.77	0.029	
Umbral	6.78	0.029	
Umbral	6.79	0.029	
Umbral	6.8	0.029	
Umbral	6.81	0.029	
Umbral	6.82	0.029	
Umbral	6.83	0.029	
Umbral	6.84	0.029	
Umbral	6.85	0.029	
Umbral	6.86	0.029	
Umbral	6.87	0.029	
Umbral	6.88	0.029	
Umbral	6.89	0.029	

Name	Period sec	Acceleration	Damping %
Umbral	6.9	0.029	
Umbral	6.91	0.028	
Umbral	6.92	0.028	
Umbral	6.93	0.028	
Umbral	6.94	0.028	
Umbral	6.95	0.028	
Umbral	6.96	0.028	
Umbral	6.97	0.028	
Umbral	6.98	0.028	
Umbral	6.99	0.028	
Umbral	7	0.028	
Umbral	7.01	0.028	
Umbral	7.02	0.028	
Umbral	7.03	0.028	
Umbral	7.04	0.028	
Umbral	7.05	0.028	
Umbral	7.06	0.028	
Umbral	7.07	0.028	
Umbral	7.08	0.028	
Umbral	7.09	0.028	
Umbral	7.1	0.028	
Umbral	7.11	0.028	
Umbral	7.12	0.028	
Umbral	7.13	0.028	
Umbral	7.14	0.028	
Umbral	7.15	0.028	
Umbral	7.16	0.027	
Umbral	7.17	0.027	
Umbral	7.18	0.027	
Umbral	7.19	0.027	
Umbral	7.2	0.027	
Umbral	7.21	0.027	
Umbral	7.22	0.027	
Umbral	7.23	0.027	
Umbral	7.24	0.027	
Umbral	7.25	0.027	
Umbral	7.26	0.027	
Umbral	7.27	0.027	
Umbral	7.28	0.027	
Umbral	7.29	0.027	
Umbral	7.3	0.027	
Umbral	7.31	0.027	
Umbral	7.32	0.027	
Umbral	7.33	0.027	
Umbral	7.34	0.027	
Umbral	7.35	0.027	
Umbral	7.36	0.027	
Umbral	7.37	0.027	
Umbral	7.38	0.027	
Umbral	7.39	0.027	
Umbral	7.4	0.027	
Umbral	7.41	0.027	
Umbral	7.42	0.027	
Umbral	7.43	0.026	
Umbral	7.44	0.026	
Umbral	7.45	0.026	
Umbral	7.46	0.026	
Umbral	7.47	0.026	
Umbral	7.48	0.026	
Umbral	7.49	0.026	

Name	Period sec	Acceleration	Damping %
Umbral	7.5	0.026	

4.4 Load Cases

Table 4.4 - Load Cases - Summary

Name	Type
D	Linear Static
L	Linear Static
LR	Linear Static
EX	Response Spectrum
EY	Response Spectrum
DISX	Response Spectrum
DISY	Response Spectrum
W	Linear Static
G	Linear Static
DERUX	Response Spectrum
DERUY	Response Spectrum

4.5 Load Combinations

Table 4.5 - Load Combinations

Name	Load Case/Combo	Scale Factor	Type	Auto
COMB1	D	1.4	Linear Add	No
COMB2	D	1.2	Linear Add	No
COMB2	L	1.6		No
COMB2	LR	0.5		No
COMB3	D	1.2	Linear Add	No
COMB3	L	1		No
COMB3	LR	1.6		No
COMB4	D	1.2	Linear Add	No
COMB4	L	1		No
COMB4	LR	0.5		No
COMB5	D	1.2	Linear Add	No
COMB5	L	1		No
COMB5	DISX	1		No
COMB5	DISY	0.3		No
COMB6	D	1.2	Linear Add	No
COMB6	L	1		No
COMB6	DISY	1		No
COMB6	DISX	0.3		No
COMB7	D	0.9	Linear Add	No
COMB7	DISY	1		No
COMB7	DISX	0.3		No
COMB8	D	0.9	Linear Add	No
COMB8	DISY	0.3		No
COMB8	DISX	1		No
ENVE	COMB1	1	Envelope	No
ENVE	COMB2	1		No
ENVE	COMB3	1		No
ENVE	COMB4	1		No
ENVE	COMB5	1		No
ENVE	COMB6	1		No
ENVE	COMB7	1		No
ENVE	COMB8	1		No
CIM01	D	1	Linear Add	No
CIM02	D	1	Linear Add	No

Name	Load Case/Combo	Scale Factor	Type	Auto
CIM02	L	1		No
CIM03	D	1	Linear Add	No
CIM03	LR	1		No
CIM04	D	1	Linear Add	No
CIM04	L	0.75		No
CIM04	LR	0.75		No
CIM05	D	1	Linear Add	No
CIM05	DISX	0.7		No
CIM05	DISY	0.21		No
CIM06	D	1	Linear Add	No
CIM06	DISX	0.21		No
CIM06	DISY	0.7		No
CIM07	D	1	Linear Add	No
CIM07	DISX	0.53		No
CIM07	DISY	0.16		No
CIM07	L	0.75		No
CIM07	LR	0.75		No
CIM08	D	1	Linear Add	No
CIM08	DISX	0.16		No
CIM08	DISY	0.53		No
CIM08	L	0.75		No
CIM08	LR	0.75		No
DER01	D	1.4	Linear Add	No
DER02	D	1.2	Linear Add	No
DER02	L	1.6		No
DER02	LR	0.5		No
DER03	D	1.2	Linear Add	No
DER03	L	1		No
DER03	LR	1.6		No
DER04	D	1.2	Linear Add	No
DER04	L	1		No
DER04	LR	0.5		No
DER05	D	1.2	Linear Add	No
DER05	L	1		No
DER05	EX	1		No
DER06	D	1.2	Linear Add	No
DER06	L	1		No
DER06	EY	1		No
DER07	D	0.9	Linear Add	No
DER07	EX	1		No
DER08	D	0.9	Linear Add	No
DER08	EY	1		No
DERUD01	D	1.4	Linear Add	No
DERUD02	D	1.2	Linear Add	No
DERUD02	L	1.6		No
DERUD02	LR	0.5		No
DERUD03	D	1.2	Linear Add	No
DERUD03	L	1		No
DERUD03	LR	1.6		No
DERUD04	D	1.2	Linear Add	No
DERUD04	L	1		No
DERUD04	LR	0.5		No
DERUD05	D	1.2	Linear Add	No
DERUD05	L	1		No
DERUD05	DERUX	1		No
DERUD06	D	1.2	Linear Add	No
DERUD06	L	1		No
DERUD06	DERUY	1		No
DERUD07	D	0.9	Linear Add	No
DERUD07	DERUX	1		No

Name	Load Case/Combo	Scale Factor	Type	Auto
DERUD08	D	0.9	Linear Add	No
DERUD08	DERUY	1		No
CIM09	D	0.6	Linear Add	No
CIM09	DISX	0.7		No
CIM09	DISY	0.21		No
CIM10	D	0.6	Linear Add	No
CIM10	DISX	0.21		No
CIM10	DISY	0.7		No
CIM11	D	1	Linear Add	No
CIM11	G	1		No
CIM12	D	1	Linear Add	No
CIM12	G	0.75		No
CIM12	L	0.75		No
CIM13	D	1	Linear Add	No
CIM13	G	0.75		No
CIM13	L	0.75		No
CIM13	DISX	0.53		No
CIM13	DISY	0.16		No
CIM14	D	1	Linear Add	No
CIM14	G	0.75		No
CIM14	L	0.75		No
CIM14	DISX	0.16		No
CIM14	DISY	0.53		No
CIM15	D	0.6	Linear Add	No
COMB9	D	1.2	Linear Add	No
COMB9	L	1.6		No
COMB9	G	0.5		No
COMB10	D	1.2	Linear Add	No
COMB10	L	1		No
COMB10	G	1.6		No
COMB11	D	1.2	Linear Add	No
COMB11	L	1		No
COMB11	G	0.5		No
DER09	D	1.2	Linear Add	No
DER09	L	1.6		No
DER09	G	0.5		No
DERUD09	D	1.2	Linear Add	No
DERUD09	L	1.6		No
DERUD09	G	0.5		No
DER10	D	1.2	Linear Add	No
DER10	L	1		No
DER10	G	1.6		No
DERUD10	D	1.2	Linear Add	No
DERUD10	L	1		No
DERUD10	G	1.6		No
DER11	D	1.2	Linear Add	No
DER11	L	1		No
DER11	G	0.5		No
DERUD11	D	1.2	Linear Add	No
DERUD11	L	1		No
DERUD11	G	0.5		No

5 Analysis Results

This chapter provides analysis results.

5.1 Structure Results

Table 5.1 - Base Reactions

Load Case/Combo	FX kN	FY kN	FZ kN	MX kN-m	MY kN-m	MZ kN-m	X m	Y m	Z m
D	0	0	337.694	1384.5454	-828.7955	0	0	0	0
L	0	0	80.36	329.476	-196.8807	0	0	0	0
LR	0	0	0	0	0	0	0	0	0
EX Max	210.8843	0	0	0	686.9186	864.6255	0	0	0
EY Max	0	210.8834	0	687.073	0	519.0577	0	0	0
DISX Max	105.3346	0	0	0	343.1092	431.872	0	0	0
DISY Max	0	105.3342	0	343.1863	0	259.2643	0	0	0
W	0	0	0	0	0	0	0	0	0
G	0	0	40.18	164.738	-98.4403	0	0	0	0
DERUX Max	19.9651	0	0	0	65.0329	81.857	0	0	0
DERUY Max	0	20.6455	0	67.2646	0	50.823	0	0	0
COMB1	0	0	472.7716	1938.3636	-1160.3137	0	0	0	0
COMB2	0	0	533.8088	2188.6161	-1309.5637	0	0	0	0
COMB3	0	0	485.5928	1990.9305	-1191.4353	0	0	0	0
COMB4	0	0	485.5928	1990.9305	-1191.4353	0	0	0	0
COMB5 Max	105.3346	31.6003	485.5928	2093.8864	-848.3261	509.6513	0	0	0
COMB5 Min	-105.3346	-31.6003	485.5928	1887.9746	-1534.5445	-509.6513	0	0	0
COMB6 Max	31.6004	105.3342	485.5928	2334.1168	-1088.5025	388.8259	0	0	0
COMB6 Min	-31.6004	-105.3342	485.5928	1647.7442	-1294.368	-388.8259	0	0	0
COMB7 Max	31.6004	105.3342	303.9246	1589.2772	-642.9832	388.8259	0	0	0
COMB7 Min	-31.6004	-105.3342	303.9246	902.9045	-848.8487	-388.8259	0	0	0
COMB8 Max	105.3346	31.6003	303.9246	1349.0468	-402.8067	509.6513	0	0	0
COMB8 Min	-105.3346	-31.6003	303.9246	1143.135	-1089.0251	-509.6513	0	0	0
ENVE Max	105.3346	105.3342	533.8088	2334.1168	-402.8067	509.6513	0	0	0
ENVE Min	-105.3346	-105.3342	303.9246	902.9045	-1534.5445	-509.6513	0	0	0
CIM01	0	0	337.694	1384.5454	-828.7955	0	0	0	0
CIM02	0	0	418.054	1714.0214	-1025.6762	0	0	0	0
CIM03	0	0	337.694	1384.5454	-828.7955	0	0	0	0
CIM04	0	0	397.964	1631.6524	-976.456	0	0	0	0
CIM05 Max	73.7343	22.1202	337.694	1456.6145	-588.619	356.7559	0	0	0
CIM05 Min	-73.7343	-22.1202	337.694	1312.4763	-1068.9719	-356.7559	0	0	0
CIM06 Max	22.1203	73.734	337.694	1624.7758	-756.7425	272.1781	0	0	0
CIM06 Min	-22.1203	-73.734	337.694	1144.315	-900.8484	-272.1781	0	0	0
CIM07 Max	55.8274	16.8535	397.964	1686.5622	-794.6081	270.3745	0	0	0
CIM07 Min	-55.8274	-16.8535	397.964	1576.7426	-1158.3039	-270.3745	0	0	0
CIM08 Max	16.8535	55.8271	397.964	1813.5412	-921.5585	206.5096	0	0	0
CIM08 Min	-16.8535	-55.8271	397.964	1449.7636	-1031.3535	-206.5096	0	0	0
DER01	0	0	472.7716	1938.3636	-1160.3137	0	0	0	0
DER02	0	0	533.8088	2188.6161	-1309.5637	0	0	0	0
DER03	0	0	485.5928	1990.9305	-1191.4353	0	0	0	0
DER04	0	0	485.5928	1990.9305	-1191.4353	0	0	0	0
DER05 Max	210.8843	0	485.5928	1990.9305	-504.5166	864.6255	0	0	0
DER05 Min	-210.8843	0	485.5928	1990.9305	-1878.3539	-864.6255	0	0	0
DER06 Max	0	210.8834	485.5928	2678.0035	-1191.4353	519.0577	0	0	0
DER06 Min	0	-210.8834	485.5928	1303.8574	-1191.4353	-519.0577	0	0	0
DER07 Max	210.8843	0	303.9246	1246.0909	-58.9973	864.6255	0	0	0
DER07 Min	-210.8843	0	303.9246	1246.0909	-1432.8346	-864.6255	0	0	0
DER08 Max	0	210.8834	303.9246	1933.1639	-745.9159	519.0577	0	0	0
DER08 Min	0	-210.8834	303.9246	559.0178	-745.9159	-519.0577	0	0	0
DERUD01	0	0	472.7716	1938.3636	-1160.3137	0	0	0	0
DERUD02	0	0	533.8088	2188.6161	-1309.5637	0	0	0	0
DERUD03	0	0	485.5928	1990.9305	-1191.4353	0	0	0	0
DERUD04	0	0	485.5928	1990.9305	-1191.4353	0	0	0	0
DERUD05 Max	19.9651	0	485.5928	1990.9305	-1126.4023	81.857	0	0	0

Load Case/Combo	FX kN	FY kN	FZ kN	MX kN-m	MY kN-m	MZ kN-m	X m	Y m	Z m
DERUD05 Min	-19.9651	0	485.5928	1990.9305	-1256.4682	-81.857	0	0	0
DERUD06 Max	0	20.6455	485.5928	2058.1951	-1191.4353	50.823	0	0	0
DERUD06 Min	0	-20.6455	485.5928	1923.6659	-1191.4353	-50.823	0	0	0
DERUD07 Max	19.9651	0	303.9246	1246.0909	-680.883	81.857	0	0	0
DERUD07 Min	-19.9651	0	303.9246	1246.0909	-810.9488	-81.857	0	0	0
DERUD08 Max	0	20.6455	303.9246	1313.3555	-745.9159	50.823	0	0	0
DERUD08 Min	0	-20.6455	303.9246	1178.8262	-745.9159	-50.823	0	0	0
CIM09 Max	73.7343	22.1202	202.6164	902.7964	-257.1008	356.7559	0	0	0
CIM09 Min	-73.7343	-22.1202	202.6164	758.6581	-737.4537	-356.7559	0	0	0
CIM10 Max	22.1203	73.734	202.6164	1070.9577	-425.2244	272.1781	0	0	0
CIM10 Min	-22.1203	-73.734	202.6164	590.4968	-569.3302	-272.1781	0	0	0
CIM11	0	0	377.874	1549.2834	-927.2358	0	0	0	0
CIM12	0	0	428.099	1755.2059	-1050.2862	0	0	0	0
CIM13 Max	55.8274	16.8535	428.099	1810.1157	-868.4384	270.3745	0	0	0
CIM13 Min	-55.8274	-16.8535	428.099	1700.2961	-1232.1341	-270.3745	0	0	0
CIM14 Max	16.8535	55.8271	428.099	1937.0947	-995.3888	206.5096	0	0	0
CIM14 Min	-16.8535	-55.8271	428.099	1573.3171	-1105.1837	-206.5096	0	0	0
CIM15	0	0	202.6164	830.7272	-497.2773	0	0	0	0
COMB9	0	0	553.8988	2270.9851	-1358.7838	0	0	0	0
COMB10	0	0	549.8808	2254.5113	-1348.9398	0	0	0	0
COMB11	0	0	505.6828	2073.2995	-1240.6554	0	0	0	0
DER09	0	0	553.8988	2270.9851	-1358.7838	0	0	0	0
DERUD09	0	0	553.8988	2270.9851	-1358.7838	0	0	0	0
DER10	0	0	549.8808	2254.5113	-1348.9398	0	0	0	0
DERUD10	0	0	549.8808	2254.5113	-1348.9398	0	0	0	0
DER11	0	0	505.6828	2073.2995	-1240.6554	0	0	0	0
DERUD11	0	0	505.6828	2073.2995	-1240.6554	0	0	0	0

Table 5.2 - Centers of Mass and Rigidity

Story	Diaphragm	Mass X kg	Mass Y kg	XCM m	YCM m	Cumulative X kg	Cumulative Y kg	XCCM m	YCCM m	XCR m	YCR m
N1	D1	34394.99	34394.99	2.4543	4.1	34394.99	34394.99	2.4543	4.1	2.4511	4.1

Table 5.3 - Diaphragm Center of Mass Displacements

Story	Diaphragm	Load Case/Combo	UX mm	UY mm	RZ rad	Point	X m	Y m	Z m
N1	D1	D	-0.01201	0	0	1	2.4543	4.1	3.25
N1	D1	L	-0.004209	0	0	1	2.4543	4.1	3.25
N1	D1	LR	0	0	0	1	2.4543	4.1	3.25
N1	D1	EX Max	4.9	0	0	1	2.4543	4.1	3.25
N1	D1	EY Max	0	5.4	3E-06	1	2.4543	4.1	3.25
N1	D1	DISX Max	2.5	0	0	1	2.4543	4.1	3.25
N1	D1	DISY Max	0	2.7	2E-06	1	2.4543	4.1	3.25
N1	D1	W	0	0	0	1	2.4543	4.1	3.25
N1	D1	G	-0.002104	0	0	1	2.4543	4.1	3.25
N1	D1	DERUX Max	0.5	0	0	1	2.4543	4.1	3.25
N1	D1	DERUY Max	0	0.5	2.993E-07	1	2.4543	4.1	3.25
N1	D1	COMB1	-0.01681	0	0	1	2.4543	4.1	3.25
N1	D1	COMB2	-0.02114	0	0	1	2.4543	4.1	3.25
N1	D1	COMB3	-0.01862	0	0	1	2.4543	4.1	3.25
N1	D1	COMB4	-0.01862	0	0	1	2.4543	4.1	3.25
N1	D1	COMB5 Max	2.4	0.8	4.674E-07	1	2.4543	4.1	3.25
N1	D1	COMB5 Min	-2.5	-0.8	-4.674E-07	1	2.4543	4.1	3.25
N1	D1	COMB6 Max	0.7	2.7	2E-06	1	2.4543	4.1	3.25
N1	D1	COMB6 Min	-0.8	-2.7	-2E-06	1	2.4543	4.1	3.25
N1	D1	COMB7 Max	0.7	2.7	2E-06	1	2.4543	4.1	3.25
N1	D1	COMB7 Min	-0.7	-2.7	-2E-06	1	2.4543	4.1	3.25
N1	D1	COMB8 Max	2.5	0.8	4.674E-07	1	2.4543	4.1	3.25
N1	D1	COMB8 Min	-2.5	-0.8	-4.674E-07	1	2.4543	4.1	3.25

Story	Diaphragm	Load Case/Combo	UX mm	UY mm	RZ rad	Point	X m	Y m	Z m
N1	D1	ENVE Max	2.5	2.7	2E-06	1	2.4543	4.1	3.25
N1	D1	ENVE Min	-2.5	-2.7	-2E-06	1	2.4543	4.1	3.25
N1	D1	CIM01	-0.01201	0	0	1	2.4543	4.1	3.25
N1	D1	CIM02	-0.01621	0	0	1	2.4543	4.1	3.25
N1	D1	CIM03	-0.01201	0	0	1	2.4543	4.1	3.25
N1	D1	CIM04	-0.01516	0	0	1	2.4543	4.1	3.25
N1	D1	CIM05 Max	1.7	0.6	3.272E-07	1	2.4543	4.1	3.25
N1	D1	CIM05 Min	-1.7	-0.6	-3.272E-07	1	2.4543	4.1	3.25
N1	D1	CIM06 Max	0.5	1.9	1E-06	1	2.4543	4.1	3.25
N1	D1	CIM06 Min	-0.5	-1.9	-1E-06	1	2.4543	4.1	3.25
N1	D1	CIM07 Max	1.3	0.4	2.493E-07	1	2.4543	4.1	3.25
N1	D1	CIM07 Min	-1.3	-0.4	-2.493E-07	1	2.4543	4.1	3.25
N1	D1	CIM08 Max	0.4	1.4	1E-06	1	2.4543	4.1	3.25
N1	D1	CIM08 Min	-0.4	-1.4	-1E-06	1	2.4543	4.1	3.25
N1	D1	DER01	-0.01681	0	0	1	2.4543	4.1	3.25
N1	D1	DER02	-0.02114	0	0	1	2.4543	4.1	3.25
N1	D1	DER03	-0.01862	0	0	1	2.4543	4.1	3.25
N1	D1	DER04	-0.01862	0	0	1	2.4543	4.1	3.25
N1	D1	DER05 Max	4.9	0	0	1	2.4543	4.1	3.25
N1	D1	DER05 Min	-5	0	0	1	2.4543	4.1	3.25
N1	D1	DER06 Max	-0.01862	5.4	3E-06	1	2.4543	4.1	3.25
N1	D1	DER06 Min	-0.01862	-5.4	-3E-06	1	2.4543	4.1	3.25
N1	D1	DER07 Max	4.9	0	0	1	2.4543	4.1	3.25
N1	D1	DER07 Min	-4.9	0	0	1	2.4543	4.1	3.25
N1	D1	DER08 Max	-0.0108	5.4	3E-06	1	2.4543	4.1	3.25
N1	D1	DER08 Min	-0.0108	-5.4	-3E-06	1	2.4543	4.1	3.25
N1	D1	DERUD01	-0.01681	0	0	1	2.4543	4.1	3.25
N1	D1	DERUD02	-0.02114	0	0	1	2.4543	4.1	3.25
N1	D1	DERUD03	-0.01862	0	0	1	2.4543	4.1	3.25
N1	D1	DERUD04	-0.01862	0	0	1	2.4543	4.1	3.25
N1	D1	DERUD05 Max	0.4	0	0	1	2.4543	4.1	3.25
N1	D1	DERUD05 Min	-0.5	0	0	1	2.4543	4.1	3.25
N1	D1	DERUD06 Max	-0.01862	0.5	2.993E-07	1	2.4543	4.1	3.25
N1	D1	DERUD06 Min	-0.01862	-0.5	-2.993E-07	1	2.4543	4.1	3.25
N1	D1	DERUD07 Max	0.5	0	0	1	2.4543	4.1	3.25
N1	D1	DERUD07 Min	-0.5	0	0	1	2.4543	4.1	3.25
N1	D1	DERUD08 Max	-0.0108	0.5	2.993E-07	1	2.4543	4.1	3.25
N1	D1	DERUD08 Min	-0.0108	-0.5	-2.993E-07	1	2.4543	4.1	3.25
N1	D1	CIM09 Max	1.7	0.6	3.272E-07	1	2.4543	4.1	3.25
N1	D1	CIM09 Min	-1.7	-0.6	-3.272E-07	1	2.4543	4.1	3.25
N1	D1	CIM10 Max	0.5	1.9	1E-06	1	2.4543	4.1	3.25
N1	D1	CIM10 Min	-0.5	-1.9	-1E-06	1	2.4543	4.1	3.25
N1	D1	CIM11	-0.01411	0	0	1	2.4543	4.1	3.25
N1	D1	CIM12	-0.01674	0	0	1	2.4543	4.1	3.25
N1	D1	CIM13 Max	1.3	0.4	2.493E-07	1	2.4543	4.1	3.25
N1	D1	CIM13 Min	-1.3	-0.4	-2.493E-07	1	2.4543	4.1	3.25
N1	D1	CIM14 Max	0.4	1.4	1E-06	1	2.4543	4.1	3.25
N1	D1	CIM14 Min	-0.4	-1.4	-1E-06	1	2.4543	4.1	3.25
N1	D1	CIM15	-0.007203	0	0	1	2.4543	4.1	3.25
N1	D1	COMB9	-0.02219	0	0	1	2.4543	4.1	3.25
N1	D1	COMB10	-0.02198	0	0	1	2.4543	4.1	3.25
N1	D1	COMB11	-0.01967	0	0	1	2.4543	4.1	3.25
N1	D1	DER09	-0.02219	0	0	1	2.4543	4.1	3.25
N1	D1	DERUD09	-0.02219	0	0	1	2.4543	4.1	3.25
N1	D1	DER10	-0.02198	0	0	1	2.4543	4.1	3.25
N1	D1	DERUD10	-0.02198	0	0	1	2.4543	4.1	3.25
N1	D1	DER11	-0.01967	0	0	1	2.4543	4.1	3.25
N1	D1	DERUD11	-0.01967	0	0	1	2.4543	4.1	3.25

5.2 Story Results

Table 5.4 - Story Max/Avg Displacements

Story	Load Case/Combo	Direction	Maximum mm	Average mm	Ratio
N1	D	X	0.01201	0.01201	1
N1	L	X	0.004209	0.004209	1
N1	EX Max	X	4.9	4.9	1
N1	EY Max	Y	5.4	5.4	1.001
N1	DISX Max	X	2.5	2.5	1
N1	DISY Max	Y	2.7	2.7	1.001
N1	G	X	0.002104	0.002104	1
N1	DERUX Max	X	0.5	0.5	1
N1	DERUY Max	Y	0.5	0.5	1.001
N1	COMB1	X	0.01681	0.01681	1
N1	COMB2	X	0.02114	0.02114	1
N1	COMB3	X	0.01862	0.01862	1
N1	COMB4	X	0.01862	0.01862	1
N1	COMB5 Max	X	2.4	2.4	1
N1	COMB5 Max	Y	0.8	0.8	1.001
N1	COMB5 Min	X	2.5	2.5	1
N1	COMB5 Min	Y	0.8	0.8	1.001
N1	COMB6 Max	X	0.7	0.7	1
N1	COMB6 Max	Y	2.7	2.7	1.001
N1	COMB6 Min	X	0.8	0.8	1
N1	COMB6 Min	Y	2.7	2.7	1.001
N1	COMB7 Max	X	0.7	0.7	1
N1	COMB7 Max	Y	2.7	2.7	1.001
N1	COMB7 Min	X	0.8	0.8	1
N1	COMB7 Min	Y	2.7	2.7	1.001
N1	COMB8 Max	X	2.5	2.5	1
N1	COMB8 Max	Y	0.8	0.8	1.001
N1	COMB8 Min	X	2.5	2.5	1
N1	COMB8 Min	Y	0.8	0.8	1.001
N1	ENVE Max	X	2.5	2.5	1
N1	ENVE Max	Y	2.7	2.7	1.001
N1	ENVE Min	X	2.5	2.5	1
N1	ENVE Min	Y	2.7	2.7	1.001
N1	CIM01	X	0.01201	0.01201	1
N1	CIM02	X	0.01621	0.01621	1
N1	CIM03	X	0.01201	0.01201	1
N1	CIM04	X	0.01516	0.01516	1
N1	CIM05 Max	X	1.7	1.7	1
N1	CIM05 Max	Y	0.6	0.6	1.001
N1	CIM05 Min	X	1.7	1.7	1
N1	CIM05 Min	Y	0.6	0.6	1.001
N1	CIM06 Max	X	0.5	0.5	1
N1	CIM06 Max	Y	1.9	1.9	1.001
N1	CIM06 Min	X	0.5	0.5	1
N1	CIM06 Min	Y	1.9	1.9	1.001
N1	CIM07 Max	X	1.3	1.3	1
N1	CIM07 Max	Y	0.4	0.4	1.001
N1	CIM07 Min	X	1.3	1.3	1
N1	CIM07 Min	Y	0.4	0.4	1.001
N1	CIM08 Max	X	0.4	0.4	1
N1	CIM08 Max	Y	1.4	1.4	1.001
N1	CIM08 Min	X	0.4	0.4	1
N1	CIM08 Min	Y	1.4	1.4	1.001
N1	DER01	X	0.01681	0.01681	1
N1	DER02	X	0.02114	0.02114	1
N1	DER03	X	0.01862	0.01862	1
N1	DER04	X	0.01862	0.01862	1
N1	DER05 Max	X	4.9	4.9	1
N1	DER05 Min	X	5	5	1

Story	Load Case/Combo	Direction	Maximum mm	Average mm	Ratio
N1	DER06 Max	Y	5.4	5.4	1.001
N1	DER06 Min	Y	5.4	5.4	1.001
N1	DER07 Max	X	4.9	4.9	1
N1	DER07 Min	X	4.9	4.9	1
N1	DER08 Max	Y	5.4	5.4	1.001
N1	DER08 Min	Y	5.4	5.4	1.001
N1	DERUD01	X	0.01681	0.01681	1
N1	DERUD02	X	0.02114	0.02114	1
N1	DERUD03	X	0.01862	0.01862	1
N1	DERUD04	X	0.01862	0.01862	1
N1	DERUD05 Max	X	0.4	0.4	1
N1	DERUD05 Min	X	0.5	0.5	1
N1	DERUD06 Max	Y	0.5	0.5	1.001
N1	DERUD06 Min	Y	0.5	0.5	1.001
N1	DERUD07 Max	X	0.5	0.5	1
N1	DERUD07 Min	X	0.5	0.5	1
N1	DERUD08 Max	Y	0.5	0.5	1.001
N1	DERUD08 Min	Y	0.5	0.5	1.001
N1	CIM09 Max	X	1.7	1.7	1
N1	CIM09 Max	Y	0.6	0.6	1.001
N1	CIM09 Min	X	1.7	1.7	1
N1	CIM09 Min	Y	0.6	0.6	1.001
N1	CIM10 Max	X	0.5	0.5	1
N1	CIM10 Max	Y	1.9	1.9	1.001
N1	CIM10 Min	X	0.5	0.5	1
N1	CIM10 Min	Y	1.9	1.9	1.001
N1	CIM11	X	0.01411	0.01411	1
N1	CIM12	X	0.01674	0.01674	1
N1	CIM13 Max	X	1.3	1.3	1
N1	CIM13 Max	Y	0.4	0.4	1.001
N1	CIM13 Min	X	1.3	1.3	1
N1	CIM13 Min	Y	0.4	0.4	1.001
N1	CIM14 Max	X	0.4	0.4	1
N1	CIM14 Max	Y	1.4	1.4	1.001
N1	CIM14 Min	X	0.4	0.4	1
N1	CIM14 Min	Y	1.4	1.4	1.001
N1	CIM15	X	0.007203	0.007203	1
N1	COMB9	X	0.02219	0.02219	1
N1	COMB10	X	0.02198	0.02198	1
N1	COMB11	X	0.01967	0.01967	1
N1	DER09	X	0.02219	0.02219	1
N1	DERUD09	X	0.02219	0.02219	1
N1	DER10	X	0.02198	0.02198	1
N1	DERUD10	X	0.02198	0.02198	1
N1	DER11	X	0.01967	0.01967	1
N1	DERUD11	X	0.01967	0.01967	1

Table 5.5 - Story Drifts

Story	Load Case/Combo	Direction	Drift	Label	X m	Y m	Z m
N1	D	X	4E-06	3	4.9	0	3.25
N1	L	X	1E-06	4	4.9	8.2	3.25
N1	EX Max	X	0.001518	4	4.9	8.2	3.25
N1	EY Max	Y	0.001674	4	4.9	8.2	3.25
N1	DISX Max	X	0.000758	4	4.9	8.2	3.25
N1	DISY Max	Y	0.000836	4	4.9	8.2	3.25
N1	G	X	1E-06	4	4.9	8.2	3.25
N1	DERUX Max	X	0.000144	4	4.9	8.2	3.25
N1	DERUY Max	Y	0.000164	4	4.9	8.2	3.25
N1	COMB1	X	5E-06	3	4.9	0	3.25

Story	Load Case/Combo	Direction	Drift	Label	X m	Y m	Z m
N1	COMB2	X	7E-06	3	4.9	0	3.25
N1	COMB3	X	6E-06	3	4.9	0	3.25
N1	COMB4	X	6E-06	3	4.9	0	3.25
N1	COMB5 Max	X	0.000753	4	4.9	8.2	3.25
N1	COMB5 Max	Y	0.000251	4	4.9	8.2	3.25
N1	COMB5 Min	X	0.000764	4	4.9	8.2	3.25
N1	COMB5 Min	Y	0.000251	4	4.9	8.2	3.25
N1	COMB6 Max	X	0.000224	3	4.9	0	3.25
N1	COMB6 Max	Y	0.000836	4	4.9	8.2	3.25
N1	COMB6 Min	X	0.000235	3	4.9	0	3.25
N1	COMB6 Min	Y	0.000836	4	4.9	8.2	3.25
N1	COMB7 Max	X	0.000226	3	4.9	0	3.25
N1	COMB7 Max	Y	0.000836	4	4.9	8.2	3.25
N1	COMB7 Min	X	0.000233	3	4.9	0	3.25
N1	COMB7 Min	Y	0.000836	4	4.9	8.2	3.25
N1	COMB8 Max	X	0.000755	4	4.9	8.2	3.25
N1	COMB8 Max	Y	0.000251	4	4.9	8.2	3.25
N1	COMB8 Min	X	0.000762	4	4.9	8.2	3.25
N1	COMB8 Min	Y	0.000251	4	4.9	8.2	3.25
N1	ENVE Max	X	0.000755	4	4.9	8.2	3.25
N1	ENVE Max	Y	0.000836	4	4.9	8.2	3.25
N1	ENVE Min	X	0.000764	4	4.9	8.2	3.25
N1	ENVE Min	Y	0.000836	4	4.9	8.2	3.25
N1	CIM01	X	4E-06	3	4.9	0	3.25
N1	CIM02	X	5E-06	3	4.9	0	3.25
N1	CIM03	X	4E-06	3	4.9	0	3.25
N1	CIM04	X	5E-06	3	4.9	0	3.25
N1	CIM05 Max	X	0.000527	4	4.9	8.2	3.25
N1	CIM05 Max	Y	0.000176	4	4.9	8.2	3.25
N1	CIM05 Min	X	0.000535	4	4.9	8.2	3.25
N1	CIM05 Min	Y	0.000176	4	4.9	8.2	3.25
N1	CIM06 Max	X	0.000157	3	4.9	0	3.25
N1	CIM06 Max	Y	0.000585	4	4.9	8.2	3.25
N1	CIM06 Min	X	0.000164	3	4.9	0	3.25
N1	CIM06 Min	Y	0.000585	4	4.9	8.2	3.25
N1	CIM07 Max	X	0.000397	4	4.9	8.2	3.25
N1	CIM07 Max	Y	0.000134	4	4.9	8.2	3.25
N1	CIM07 Min	X	0.000407	4	4.9	8.2	3.25
N1	CIM07 Min	Y	0.000134	4	4.9	8.2	3.25
N1	CIM08 Max	X	0.000118	3	4.9	0	3.25
N1	CIM08 Max	Y	0.000443	4	4.9	8.2	3.25
N1	CIM08 Min	X	0.000127	3	4.9	0	3.25
N1	CIM08 Min	Y	0.000443	4	4.9	8.2	3.25
N1	DER01	X	5E-06	3	4.9	0	3.25
N1	DER02	X	7E-06	3	4.9	0	3.25
N1	DER03	X	6E-06	3	4.9	0	3.25
N1	DER04	X	6E-06	3	4.9	0	3.25
N1	DER05 Max	X	0.001512	4	4.9	8.2	3.25
N1	DER05 Min	X	0.001523	4	4.9	8.2	3.25
N1	DER06 Max	Y	0.001674	4	4.9	8.2	3.25
N1	DER06 Min	Y	0.001674	4	4.9	8.2	3.25
N1	DER07 Max	X	0.001514	4	4.9	8.2	3.25
N1	DER07 Min	X	0.001521	4	4.9	8.2	3.25
N1	DER08 Max	Y	0.001674	4	4.9	8.2	3.25
N1	DER08 Min	Y	0.001674	4	4.9	8.2	3.25
N1	DERUD01	X	5E-06	3	4.9	0	3.25
N1	DERUD02	X	7E-06	3	4.9	0	3.25
N1	DERUD03	X	6E-06	3	4.9	0	3.25
N1	DERUD04	X	6E-06	3	4.9	0	3.25
N1	DERUD05 Max	X	0.000138	4	4.9	8.2	3.25

Story	Load Case/Combo	Direction	Drift	Label	X m	Y m	Z m
N1	DERUD05 Min	X	0.000149	4	4.9	8.2	3.25
N1	DERUD06 Max	Y	0.000164	4	4.9	8.2	3.25
N1	DERUD06 Min	Y	0.000164	4	4.9	8.2	3.25
N1	DERUD07 Max	X	0.00014	4	4.9	8.2	3.25
N1	DERUD07 Min	X	0.000147	4	4.9	8.2	3.25
N1	DERUD08 Max	Y	0.000164	4	4.9	8.2	3.25
N1	DERUD08 Min	Y	0.000164	4	4.9	8.2	3.25
N1	CIM09 Max	X	0.000529	4	4.9	8.2	3.25
N1	CIM09 Max	Y	0.000176	4	4.9	8.2	3.25
N1	CIM09 Min	X	0.000533	4	4.9	8.2	3.25
N1	CIM09 Min	Y	0.000176	4	4.9	8.2	3.25
N1	CIM10 Max	X	0.000158	3	4.9	0	3.25
N1	CIM10 Max	Y	0.000585	4	4.9	8.2	3.25
N1	CIM10 Min	X	0.000163	3	4.9	0	3.25
N1	CIM10 Min	Y	0.000585	4	4.9	8.2	3.25
N1	CIM11	X	4E-06	3	4.9	0	3.25
N1	CIM12	X	5E-06	3	4.9	0	3.25
N1	CIM13 Max	X	0.000397	4	4.9	8.2	3.25
N1	CIM13 Max	Y	0.000134	4	4.9	8.2	3.25
N1	CIM13 Min	X	0.000407	4	4.9	8.2	3.25
N1	CIM13 Min	Y	0.000134	4	4.9	8.2	3.25
N1	CIM14 Max	X	0.000117	3	4.9	0	3.25
N1	CIM14 Max	Y	0.000443	4	4.9	8.2	3.25
N1	CIM14 Min	X	0.000127	3	4.9	0	3.25
N1	CIM14 Min	Y	0.000443	4	4.9	8.2	3.25
N1	CIM15	X	2E-06	3	4.9	0	3.25
N1	COMB9	X	7E-06	3	4.9	0	3.25
N1	COMB10	X	7E-06	3	4.9	0	3.25
N1	COMB11	X	6E-06	3	4.9	0	3.25
N1	DER09	X	7E-06	3	4.9	0	3.25
N1	DERUD09	X	7E-06	3	4.9	0	3.25
N1	DER10	X	7E-06	3	4.9	0	3.25
N1	DERUD10	X	7E-06	3	4.9	0	3.25
N1	DER11	X	6E-06	3	4.9	0	3.25
N1	DERUD11	X	6E-06	3	4.9	0	3.25

Table 5.6 - Story Max/Avg Drifts

Story	Load Case/Combo	Direction	Max Drift mm	Avg Drift mm	Ratio
N1	D	X	0.01201	0.01201	1
N1	L	X	0.004209	0.004209	1
N1	EX Max	X	4.9	4.9	1
N1	EY Max	Y	5.4	5.4	1.001
N1	DISX Max	X	2.5	2.5	1
N1	DISY Max	Y	2.7	2.7	1.001
N1	G	X	0.002104	0.002104	1
N1	DERUX Max	X	0.5	0.5	1
N1	DERUY Max	Y	0.5	0.5	1.001
N1	COMB1	X	0.01681	0.01681	1
N1	COMB2	X	0.02114	0.02114	1
N1	COMB3	X	0.01862	0.01862	1
N1	COMB4	X	0.01862	0.01862	1
N1	COMB5 Max	X	2.4	2.4	1
N1	COMB5 Max	Y	0.8	0.8	1.001
N1	COMB5 Min	X	2.5	2.5	1
N1	COMB5 Min	Y	0.8	0.8	1.001
N1	COMB6 Max	X	0.7	0.7	1
N1	COMB6 Max	Y	2.7	2.7	1.001
N1	COMB6 Min	X	0.8	0.8	1
N1	COMB6 Min	Y	2.7	2.7	1.001

Story	Load Case/Combo	Direction	Max Drift mm	Avg Drift mm	Ratio
N1	COMB7 Max	X	0.7	0.7	1
N1	COMB7 Max	Y	2.7	2.7	1.001
N1	COMB7 Min	X	0.8	0.8	1
N1	COMB7 Min	Y	2.7	2.7	1.001
N1	COMB8 Max	X	2.5	2.5	1
N1	COMB8 Max	Y	0.8	0.8	1.001
N1	COMB8 Min	X	2.5	2.5	1
N1	COMB8 Min	Y	0.8	0.8	1.001
N1	ENVE Max	X	2.5	2.5	1
N1	ENVE Max	Y	2.7	2.7	1.001
N1	ENVE Min	X	2.5	2.5	1
N1	ENVE Min	Y	2.7	2.7	1.001
N1	CIM01	X	0.01201	0.01201	1
N1	CIM02	X	0.01621	0.01621	1
N1	CIM03	X	0.01201	0.01201	1
N1	CIM04	X	0.01516	0.01516	1
N1	CIM05 Max	X	1.7	1.7	1
N1	CIM05 Max	Y	0.6	0.6	1.001
N1	CIM05 Min	X	1.7	1.7	1
N1	CIM05 Min	Y	0.6	0.6	1.001
N1	CIM06 Max	X	0.5	0.5	1
N1	CIM06 Max	Y	1.9	1.9	1.001
N1	CIM06 Min	X	0.5	0.5	1
N1	CIM06 Min	Y	1.9	1.9	1.001
N1	CIM07 Max	X	1.3	1.3	1
N1	CIM07 Max	Y	0.4	0.4	1.001
N1	CIM07 Min	X	1.3	1.3	1
N1	CIM07 Min	Y	0.4	0.4	1.001
N1	CIM08 Max	X	0.4	0.4	1
N1	CIM08 Max	Y	1.4	1.4	1.001
N1	CIM08 Min	X	0.4	0.4	1
N1	CIM08 Min	Y	1.4	1.4	1.001
N1	DER01	X	0.01681	0.01681	1
N1	DER02	X	0.02114	0.02114	1
N1	DER03	X	0.01862	0.01862	1
N1	DER04	X	0.01862	0.01862	1
N1	DER05 Max	X	4.9	4.9	1
N1	DER05 Min	X	5	5	1
N1	DER06 Max	Y	5.4	5.4	1.001
N1	DER06 Min	Y	5.4	5.4	1.001
N1	DER07 Max	X	4.9	4.9	1
N1	DER07 Min	X	4.9	4.9	1
N1	DER08 Max	Y	5.4	5.4	1.001
N1	DER08 Min	Y	5.4	5.4	1.001
N1	DERUD01	X	0.01681	0.01681	1
N1	DERUD02	X	0.02114	0.02114	1
N1	DERUD03	X	0.01862	0.01862	1
N1	DERUD04	X	0.01862	0.01862	1
N1	DERUD05 Max	X	0.4	0.4	1
N1	DERUD05 Min	X	0.5	0.5	1
N1	DERUD06 Max	Y	0.5	0.5	1.001
N1	DERUD06 Min	Y	0.5	0.5	1.001
N1	DERUD07 Max	X	0.5	0.5	1
N1	DERUD07 Min	X	0.5	0.5	1
N1	DERUD08 Max	Y	0.5	0.5	1.001
N1	DERUD08 Min	Y	0.5	0.5	1.001
N1	CIM09 Max	X	1.7	1.7	1
N1	CIM09 Max	Y	0.6	0.6	1.001
N1	CIM09 Min	X	1.7	1.7	1
N1	CIM09 Min	Y	0.6	0.6	1.001

Story	Load Case/Combo	Direction	Max Drift mm	Avg Drift mm	Ratio
N1	CIM10 Max	X	0.5	0.5	1
N1	CIM10 Max	Y	1.9	1.9	1.001
N1	CIM10 Min	X	0.5	0.5	1
N1	CIM10 Min	Y	1.9	1.9	1.001
N1	CIM11	X	0.01411	0.01411	1
N1	CIM12	X	0.01674	0.01674	1
N1	CIM13 Max	X	1.3	1.3	1
N1	CIM13 Max	Y	0.4	0.4	1.001
N1	CIM13 Min	X	1.3	1.3	1
N1	CIM13 Min	Y	0.4	0.4	1.001
N1	CIM14 Max	X	0.4	0.4	1
N1	CIM14 Max	Y	1.4	1.4	1.001
N1	CIM14 Min	X	0.4	0.4	1
N1	CIM14 Min	Y	1.4	1.4	1.001
N1	CIM15	X	0.007203	0.007203	1
N1	COMB9	X	0.02219	0.02219	1
N1	COMB10	X	0.02198	0.02198	1
N1	COMB11	X	0.01967	0.01967	1
N1	DER09	X	0.02219	0.02219	1
N1	DERUD09	X	0.02219	0.02219	1
N1	DER10	X	0.02198	0.02198	1
N1	DERUD10	X	0.02198	0.02198	1
N1	DER11	X	0.01967	0.01967	1
N1	DERUD11	X	0.01967	0.01967	1

Table 5.7 - Story Forces

Story	Load Case/Combo	Location	P kN	VX kN	VY kN	T kN-m	MX kN-m	MY kN-m
N1	D	Top	288.6892	0	0	0	1183.6257	-708.7375
N1	D	Bottom	337.694	0	0	0	1384.5454	-828.7955
N1	L	Top	80.36	0	0	0	329.476	-196.882
N1	L	Bottom	80.36	0	0	0	329.476	-196.8807
N1	LR	Top	0	0	0	0	0	0
N1	LR	Bottom	0	0	0	0	0	0
N1	EX Max	Top	0	210.8843	0	864.6255	0	0
N1	EX Max	Bottom	0	210.8843	0	864.6255	0	686.9186
N1	EY Max	Top	0	0	210.8834	519.0577	0	0
N1	EY Max	Bottom	0	0	210.8834	519.0577	687.073	0
N1	DISX Max	Top	0	105.3346	0	431.872	0	0
N1	DISX Max	Bottom	0	105.3346	0	431.872	0	343.1092
N1	DISY Max	Top	0	0	105.3342	259.2643	0	0
N1	DISY Max	Bottom	0	0	105.3342	259.2643	343.1863	0
N1	W	Top	0	0	0	0	0	0
N1	W	Bottom	0	0	0	0	0	0
N1	G	Top	40.18	0	0	0	164.738	-98.441
N1	G	Bottom	40.18	0	0	0	164.738	-98.4403
N1	DERUX Max	Top	0	19.9651	0	81.857	0	0
N1	DERUX Max	Bottom	0	19.9651	0	81.857	0	65.0329
N1	DERUY Max	Top	0	0	20.6455	50.823	0	0
N1	DERUY Max	Bottom	0	0	20.6455	50.823	67.2646	0
N1	COMB1	Top	404.1649	0	0	0	1657.076	-992.2325
N1	COMB1	Bottom	472.7716	0	0	0	1938.3636	-1160.3137
N1	COMB2	Top	475.003	0	0	0	1947.5125	-1165.4962
N1	COMB2	Bottom	533.8088	0	0	0	2188.6161	-1309.5637
N1	COMB3	Top	426.787	0	0	0	1749.8269	-1047.367
N1	COMB3	Bottom	485.5928	0	0	0	1990.9305	-1191.4353
N1	COMB4	Top	426.787	0	0	0	1749.8269	-1047.367
N1	COMB4	Bottom	485.5928	0	0	0	1990.9305	-1191.4353
N1	COMB5 Max	Top	426.787	105.3346	31.6003	509.6513	1749.8269	-1047.367
N1	COMB5 Max	Bottom	485.5928	105.3346	31.6003	509.6513	2093.8864	-848.3261

Story	Load Case/Combo	Location	P kN	VX kN	VY kN	T kN-m	MX kN-m	MY kN-m
N1	COMB5 Min	Top	426.787	-105.3346	-31.6003	-509.6513	1749.8269	-1047.367
N1	COMB5 Min	Bottom	485.5928	-105.3346	-31.6003	-509.6513	1887.9746	-1534.5445
N1	COMB6 Max	Top	426.787	31.6004	105.3342	388.8259	1749.8269	-1047.367
N1	COMB6 Max	Bottom	485.5928	31.6004	105.3342	388.8259	2334.1168	-1088.5025
N1	COMB6 Min	Top	426.787	-31.6004	-105.3342	-388.8259	1749.8269	-1047.367
N1	COMB6 Min	Bottom	485.5928	-31.6004	-105.3342	-388.8259	1647.7442	-1294.368
N1	COMB7 Max	Top	259.8203	31.6004	105.3342	388.8259	1065.2631	-637.8637
N1	COMB7 Max	Bottom	303.9246	31.6004	105.3342	388.8259	1589.2772	-642.9832
N1	COMB7 Min	Top	259.8203	-31.6004	-105.3342	-388.8259	1065.2631	-637.8637
N1	COMB7 Min	Bottom	303.9246	-31.6004	-105.3342	-388.8259	902.9045	-848.8487
N1	COMB8 Max	Top	259.8203	105.3346	31.6003	509.6513	1065.2631	-637.8637
N1	COMB8 Max	Bottom	303.9246	105.3346	31.6003	509.6513	1349.0468	-402.8067
N1	COMB8 Min	Top	259.8203	-105.3346	-31.6003	-509.6513	1065.2631	-637.8637
N1	COMB8 Min	Bottom	303.9246	-105.3346	-31.6003	-509.6513	1143.135	-1089.0251
N1	ENVE Max	Top	475.003	105.3346	105.3342	509.6513	1947.5125	-637.8637
N1	ENVE Max	Bottom	533.8088	105.3346	105.3342	509.6513	2334.1168	-402.8067
N1	ENVE Min	Top	259.8203	-105.3346	-105.3342	-509.6513	1065.2631	-1165.4962
N1	ENVE Min	Bottom	303.9246	-105.3346	-105.3342	-509.6513	902.9045	-1534.5445
N1	CIM01	Top	288.6892	0	0	0	1183.6257	-708.7375
N1	CIM01	Bottom	337.694	0	0	0	1384.5454	-828.7955
N1	CIM02	Top	369.0492	0	0	0	1513.1017	-905.6195
N1	CIM02	Bottom	418.054	0	0	0	1714.0214	-1025.6762
N1	CIM03	Top	288.6892	0	0	0	1183.6257	-708.7375
N1	CIM03	Bottom	337.694	0	0	0	1384.5454	-828.7955
N1	CIM04	Top	348.9592	0	0	0	1430.7327	-856.399
N1	CIM04	Bottom	397.964	0	0	0	1631.6524	-976.456
N1	CIM05 Max	Top	288.6892	73.7343	22.1202	356.7559	1183.6257	-708.7375
N1	CIM05 Max	Bottom	337.694	73.7343	22.1202	356.7559	1456.6145	-588.619
N1	CIM05 Min	Top	288.6892	-73.7343	-22.1202	-356.7559	1183.6257	-708.7375
N1	CIM05 Min	Bottom	337.694	-73.7343	-22.1202	-356.7559	1312.4763	-1068.9719
N1	CIM06 Max	Top	288.6892	22.1203	73.734	272.1781	1183.6257	-708.7375
N1	CIM06 Max	Bottom	337.694	22.1203	73.734	272.1781	1624.7758	-756.7425
N1	CIM06 Min	Top	288.6892	-22.1203	-73.734	-272.1781	1183.6257	-708.7375
N1	CIM06 Min	Bottom	337.694	-22.1203	-73.734	-272.1781	1144.315	-900.8484
N1	CIM07 Max	Top	348.9592	55.8274	16.8535	270.3745	1430.7327	-856.399
N1	CIM07 Max	Bottom	397.964	55.8274	16.8535	270.3745	1686.5622	-794.6081
N1	CIM07 Min	Top	348.9592	-55.8274	-16.8535	-270.3745	1430.7327	-856.399
N1	CIM07 Min	Bottom	397.964	-55.8274	-16.8535	-270.3745	1576.7426	-1158.3039
N1	CIM08 Max	Top	348.9592	16.8535	55.8271	206.5096	1430.7327	-856.399
N1	CIM08 Max	Bottom	397.964	16.8535	55.8271	206.5096	1813.5412	-921.5585
N1	CIM08 Min	Top	348.9592	-16.8535	-55.8271	-206.5096	1430.7327	-856.399
N1	CIM08 Min	Bottom	397.964	-16.8535	-55.8271	-206.5096	1449.7636	-1031.3535
N1	DER01	Top	404.1649	0	0	0	1657.076	-992.2325
N1	DER01	Bottom	472.7716	0	0	0	1938.3636	-1160.3137
N1	DER02	Top	475.003	0	0	0	1947.5125	-1165.4962
N1	DER02	Bottom	533.8088	0	0	0	2188.6161	-1309.5637
N1	DER03	Top	426.787	0	0	0	1749.8269	-1047.367
N1	DER03	Bottom	485.5928	0	0	0	1990.9305	-1191.4353
N1	DER04	Top	426.787	0	0	0	1749.8269	-1047.367
N1	DER04	Bottom	485.5928	0	0	0	1990.9305	-1191.4353
N1	DER05 Max	Top	426.787	210.8843	0	864.6255	1749.8269	-1047.367
N1	DER05 Max	Bottom	485.5928	210.8843	0	864.6255	1990.9305	-504.5166
N1	DER05 Min	Top	426.787	-210.8843	0	-864.6255	1749.8269	-1047.367
N1	DER05 Min	Bottom	485.5928	-210.8843	0	-864.6255	1990.9305	-1878.3539
N1	DER06 Max	Top	426.787	0	210.8834	519.0577	1749.8269	-1047.367
N1	DER06 Max	Bottom	485.5928	0	210.8834	519.0577	2678.0035	-1191.4353
N1	DER06 Min	Top	426.787	0	-210.8834	-519.0577	1749.8269	-1047.367
N1	DER06 Min	Bottom	485.5928	0	-210.8834	-519.0577	1303.8574	-1191.4353
N1	DER07 Max	Top	259.8203	210.8843	0	864.6255	1065.2631	-637.8637
N1	DER07 Max	Bottom	303.9246	210.8843	0	864.6255	1246.0909	-58.9973

Story	Load Case/Combo	Location	P kN	VX kN	VY kN	T kN-m	MX kN-m	MY kN-m
N1	DER07 Min	Top	259.8203	-210.8843	0	-864.6255	1065.2631	-637.8637
N1	DER07 Min	Bottom	303.9246	-210.8843	0	-864.6255	1246.0909	-1432.8346
N1	DER08 Max	Top	259.8203	0	210.8834	519.0577	1065.2631	-637.8637
N1	DER08 Max	Bottom	303.9246	0	210.8834	519.0577	1933.1639	-745.9159
N1	DER08 Min	Top	259.8203	0	-210.8834	-519.0577	1065.2631	-637.8637
N1	DER08 Min	Bottom	303.9246	0	-210.8834	-519.0577	559.0178	-745.9159
N1	DERUD01	Top	404.1649	0	0	0	1657.076	-992.2325
N1	DERUD01	Bottom	472.7716	0	0	0	1938.3636	-1160.3137
N1	DERUD02	Top	475.003	0	0	0	1947.5125	-1165.4962
N1	DERUD02	Bottom	533.8088	0	0	0	2188.6161	-1309.5637
N1	DERUD03	Top	426.787	0	0	0	1749.8269	-1047.367
N1	DERUD03	Bottom	485.5928	0	0	0	1990.9305	-1191.4353
N1	DERUD04	Top	426.787	0	0	0	1749.8269	-1047.367
N1	DERUD04	Bottom	485.5928	0	0	0	1990.9305	-1191.4353
N1	DERUD05 Max	Top	426.787	19.9651	0	81.857	1749.8269	-1047.367
N1	DERUD05 Max	Bottom	485.5928	19.9651	0	81.857	1990.9305	-1126.4023
N1	DERUD05 Min	Top	426.787	-19.9651	0	-81.857	1749.8269	-1047.367
N1	DERUD05 Min	Bottom	485.5928	-19.9651	0	-81.857	1990.9305	-1256.4682
N1	DERUD06 Max	Top	426.787	0	20.6455	50.823	1749.8269	-1047.367
N1	DERUD06 Max	Bottom	485.5928	0	20.6455	50.823	2058.1951	-1191.4353
N1	DERUD06 Min	Top	426.787	0	-20.6455	-50.823	1749.8269	-1047.367
N1	DERUD06 Min	Bottom	485.5928	0	-20.6455	-50.823	1923.6659	-1191.4353
N1	DERUD07 Max	Top	259.8203	19.9651	0	81.857	1065.2631	-637.8637
N1	DERUD07 Max	Bottom	303.9246	19.9651	0	81.857	1246.0909	-680.883
N1	DERUD07 Min	Top	259.8203	-19.9651	0	-81.857	1065.2631	-637.8637
N1	DERUD07 Min	Bottom	303.9246	-19.9651	0	-81.857	1246.0909	-810.9488
N1	DERUD08 Max	Top	259.8203	0	20.6455	50.823	1065.2631	-637.8637
N1	DERUD08 Max	Bottom	303.9246	0	20.6455	50.823	1313.3555	-745.9159
N1	DERUD08 Min	Top	259.8203	0	-20.6455	-50.823	1065.2631	-637.8637
N1	DERUD08 Min	Bottom	303.9246	0	-20.6455	-50.823	1178.8262	-745.9159
N1	CIM09 Max	Top	173.2135	73.7343	22.1202	356.7559	710.1754	-425.2425
N1	CIM09 Max	Bottom	202.6164	73.7343	22.1202	356.7559	902.7964	-257.1008
N1	CIM09 Min	Top	173.2135	-73.7343	-22.1202	-356.7559	710.1754	-425.2425
N1	CIM09 Min	Bottom	202.6164	-73.7343	-22.1202	-356.7559	758.6581	-737.4537
N1	CIM10 Max	Top	173.2135	22.1203	73.734	272.1781	710.1754	-425.2425
N1	CIM10 Max	Bottom	202.6164	22.1203	73.734	272.1781	1070.9577	-425.2244
N1	CIM10 Min	Top	173.2135	-22.1203	-73.734	-272.1781	710.1754	-425.2425
N1	CIM10 Min	Bottom	202.6164	-22.1203	-73.734	-272.1781	590.4968	-569.3302
N1	CIM11	Top	328.8692	0	0	0	1348.3637	-807.1785
N1	CIM11	Bottom	377.874	0	0	0	1549.2834	-927.2358
N1	CIM12	Top	379.0942	0	0	0	1554.2862	-930.2297
N1	CIM12	Bottom	428.099	0	0	0	1755.2059	-1050.2862
N1	CIM13 Max	Top	379.0942	55.8274	16.8535	270.3745	1554.2862	-930.2297
N1	CIM13 Max	Bottom	428.099	55.8274	16.8535	270.3745	1810.1157	-868.4384
N1	CIM13 Min	Top	379.0942	-55.8274	-16.8535	-270.3745	1554.2862	-930.2297
N1	CIM13 Min	Bottom	428.099	-55.8274	-16.8535	-270.3745	1700.2961	-1232.1341
N1	CIM14 Max	Top	379.0942	16.8535	55.8271	206.5096	1554.2862	-930.2297
N1	CIM14 Max	Bottom	428.099	16.8535	55.8271	206.5096	1937.0947	-995.3888
N1	CIM14 Min	Top	379.0942	-16.8535	-55.8271	-206.5096	1554.2862	-930.2297
N1	CIM14 Min	Bottom	428.099	-16.8535	-55.8271	-206.5096	1573.3171	-1105.1837
N1	CIM15	Top	173.2135	0	0	0	710.1754	-425.2425
N1	CIM15	Bottom	202.6164	0	0	0	830.7272	-497.2773
N1	COMB9	Top	495.093	0	0	0	2029.8815	-1214.7167
N1	COMB9	Bottom	553.8988	0	0	0	2270.9851	-1358.7838
N1	COMB10	Top	491.075	0	0	0	2013.4077	-1204.8726
N1	COMB10	Bottom	549.8808	0	0	0	2254.5113	-1348.9398
N1	COMB11	Top	446.877	0	0	0	1832.1959	-1096.5875
N1	COMB11	Bottom	505.6828	0	0	0	2073.2995	-1240.6554
N1	DER09	Top	495.093	0	0	0	2029.8815	-1214.7167
N1	DER09	Bottom	553.8988	0	0	0	2270.9851	-1358.7838

Story	Load Case/Combo	Location	P kN	VX kN	VY kN	T kN-m	MX kN-m	MY kN-m
N1	DERUD09	Top	495.093	0	0	0	2029.8815	-1214.7167
N1	DERUD09	Bottom	553.8988	0	0	0	2270.9851	-1358.7838
N1	DER10	Top	491.075	0	0	0	2013.4077	-1204.8726
N1	DER10	Bottom	549.8808	0	0	0	2254.5113	-1348.9398
N1	DERUD10	Top	491.075	0	0	0	2013.4077	-1204.8726
N1	DERUD10	Bottom	549.8808	0	0	0	2254.5113	-1348.9398
N1	DER11	Top	446.877	0	0	0	1832.1959	-1096.5875
N1	DER11	Bottom	505.6828	0	0	0	2073.2995	-1240.6554
N1	DERUD11	Top	446.877	0	0	0	1832.1959	-1096.5875
N1	DERUD11	Bottom	505.6828	0	0	0	2073.2995	-1240.6554

5.3 Point Results

Table 5.8 - Joint Reactions

Story	Joint Label	Unique Name	Load Case/Combo	FX kN	FY kN	FZ kN	MX kN-m	MY kN-m	MZ kN-m
Base	1	13	D	12.869	23.582	84.2333	-25.006	13.7507	0
Base	1	13	L	3.7404	7.1031	20.0752	-7.5321	4.003	0
Base	1	13	LR	0	0	0	0	0	0
Base	1	13	EX Max	52.7214	0	29.735	0	98.8789	0
Base	1	13	EY Max	0.832	52.6303	16.7133	103.1105	0.9706	0.0311
Base	1	13	DISX Max	26.3338	0	14.8524	0	49.3891	0
Base	1	13	DISY Max	0.4156	26.2883	8.3481	51.5027	0.4848	0.0155
Base	1	13	W	0	0	0	0	0	0
Base	1	13	G	1.8702	3.5516	10.0376	-3.766	2.0015	0
Base	1	13	DERUX Max	4.9913	0	2.8151	0	9.3612	0
Base	1	13	DERUY Max	0.0817	5.1523	1.6364	10.0942	0.0954	0.003
Base	1	13	COMB1	18.0166	33.0148	117.9267	-35.0085	19.251	0
Base	1	13	COMB2	21.4275	39.6634	133.2003	-42.0585	22.9056	0
Base	1	13	COMB3	19.1832	35.4015	121.1552	-37.5393	20.5038	0
Base	1	13	COMB4	19.1832	35.4015	121.1552	-37.5393	20.5038	0
Base	1	13	COMB5 Max	45.6417	43.288	138.512	-22.0885	70.0383	0.0047
Base	1	13	COMB5 Min	-7.2753	27.515	103.7984	-52.9901	-29.0307	-0.0047
Base	1	13	COMB6 Max	27.499	61.6899	133.959	13.9634	35.8053	0.0155
Base	1	13	COMB6 Min	10.8675	9.1132	108.3514	-89.042	5.2023	-0.0155
Base	1	13	COMB7 Max	19.8978	47.5122	88.6138	28.9973	27.6771	0.0155
Base	1	13	COMB7 Min	3.2663	-5.0645	63.0062	-74.0082	-2.9259	-0.0155
Base	1	13	COMB8 Max	38.0406	29.1103	93.1668	-7.0546	61.9101	0.0047
Base	1	13	COMB8 Min	-14.8764	13.3373	58.4532	-37.9563	-37.1589	-0.0047
Base	1	13	ENVE Max	45.6417	61.6899	138.512	28.9973	70.0383	0.0155
Base	1	13	ENVE Min	-14.8764	-5.0645	58.4532	-89.042	-37.1589	-0.0155
Base	1	13	CIM01	12.869	23.582	84.2333	-25.006	13.7507	0
Base	1	13	CIM02	16.6094	30.6851	104.3085	-32.5381	17.7537	0
Base	1	13	CIM03	12.869	23.582	84.2333	-25.006	13.7507	0
Base	1	13	CIM04	15.6743	28.9094	99.2897	-30.6551	16.7529	0
Base	1	13	CIM05 Max	31.3899	29.1026	96.3831	-14.1905	48.4248	0.0033
Base	1	13	CIM05 Min	-5.652	18.0615	72.0836	-35.8216	-20.9235	-0.0033
Base	1	13	CIM06 Max	18.69	41.9839	93.196	11.0459	24.4618	0.0109
Base	1	13	CIM06 Min	7.048	5.1802	75.2707	-61.0579	3.0396	-0.0109
Base	1	13	CIM07 Max	29.6977	33.1155	108.4972	-22.4147	43.0067	0.0025
Base	1	13	CIM07 Min	1.6509	24.7032	90.0823	-38.8955	-9.5008	-0.0025
Base	1	13	CIM08 Max	20.108	42.8422	106.0906	-3.3587	24.9121	0.0082
Base	1	13	CIM08 Min	11.2406	14.9765	92.4888	-57.9515	8.5937	-0.0082
Base	1	13	DER01	18.0166	33.0148	117.9267	-35.0085	19.251	0
Base	1	13	DER02	21.4275	39.6634	133.2003	-42.0585	22.9056	0
Base	1	13	DER03	19.1832	35.4015	121.1552	-37.5393	20.5038	0
Base	1	13	DER04	19.1832	35.4015	121.1552	-37.5393	20.5038	0
Base	1	13	DER05 Max	71.9046	35.4015	150.8902	-37.5393	119.3827	0
Base	1	13	DER05 Min	-33.5382	35.4015	91.4202	-37.5393	-78.3751	0
Base	1	13	DER06 Max	20.0153	88.0319	137.8685	65.5712	21.4744	0.0311
Base	1	13	DER06 Min	18.3512	-17.2288	104.4419	-140.6498	19.5332	-0.0311

Story	Joint Label	Unique Name	Load Case/Combo	FX kN	FY kN	FZ kN	MX kN-m	MY kN-m	MZ kN-m
Base	1	13	DER07 Max	64.3035	21.2238	105.545	-22.5054	111.2546	0
Base	1	13	DER07 Min	-41.1393	21.2238	46.075	-22.5054	-86.5033	0
Base	1	13	DER08 Max	12.4141	73.8541	92.5233	80.6051	13.3462	0.0311
Base	1	13	DER08 Min	10.75	-31.4065	59.0967	-125.616	11.405	-0.0311
Base	1	13	DERUD01	18.0166	33.0148	117.9267	-35.0085	19.251	0
Base	1	13	DERUD02	21.4275	39.6634	133.2003	-42.0585	22.9056	0
Base	1	13	DERUD03	19.1832	35.4015	121.1552	-37.5393	20.5038	0
Base	1	13	DERUD04	19.1832	35.4015	121.1552	-37.5393	20.5038	0
Base	1	13	DERUD05 Max	24.1745	35.4015	123.9703	-37.5393	29.865	0
Base	1	13	DERUD05 Min	14.1919	35.4015	118.3401	-37.5393	11.1426	0
Base	1	13	DERUD06 Max	19.2649	40.5539	122.7915	-27.4451	20.5992	0.003
Base	1	13	DERUD06 Min	19.1015	30.2492	119.5188	-47.6335	20.4085	-0.003
Base	1	13	DERUD07 Max	16.5734	21.2238	78.6251	-22.5054	21.7368	0
Base	1	13	DERUD07 Min	6.5908	21.2238	72.9949	-22.5054	3.0144	0
Base	1	13	DERUD08 Max	11.6638	26.3762	77.4464	-12.4112	12.471	0.003
Base	1	13	DERUD08 Min	11.5004	16.0715	74.1737	-32.5997	12.2803	-0.003
Base	1	13	CIM09 Max	26.2423	19.6698	62.6898	-4.1881	42.9246	0.0033
Base	1	13	CIM09 Min	-10.7996	8.6287	38.3902	-25.8192	-26.4237	-0.0033
Base	1	13	CIM10 Max	13.5424	32.551	59.5027	21.0483	18.9615	0.0109
Base	1	13	CIM10 Min	1.9004	-4.2526	41.5773	-51.0555	-2.4606	-0.0109
Base	1	13	CIM11	14.7392	27.1336	94.2709	-28.7721	15.7522	0
Base	1	13	CIM12	17.077	31.573	106.8179	-33.4796	18.254	0
Base	1	13	CIM13 Max	31.1004	35.7792	116.0254	-25.2392	44.5078	0.0025
Base	1	13	CIM13 Min	3.0535	27.3669	97.6105	-41.72	-7.9997	-0.0025
Base	1	13	CIM14 Max	21.5106	45.5058	113.6188	-6.1832	26.4132	0.0082
Base	1	13	CIM14 Min	12.6433	17.6402	100.017	-60.776	10.0948	-0.0082
Base	1	13	CIM15	7.7214	14.1492	50.54	-15.0036	8.2504	0
Base	1	13	COMB9	22.3626	41.4392	138.2191	-43.9416	23.9063	0
Base	1	13	COMB10	22.1756	41.084	137.2153	-43.565	23.7062	0
Base	1	13	COMB11	20.1183	37.1773	126.174	-39.4223	21.5045	0
Base	1	13	DER09	22.3626	41.4392	138.2191	-43.9416	23.9063	0
Base	1	13	DERUD09	22.3626	41.4392	138.2191	-43.9416	23.9063	0
Base	1	13	DER10	22.1756	41.084	137.2153	-43.565	23.7062	0
Base	1	13	DERUD10	22.1756	41.084	137.2153	-43.565	23.7062	0
Base	1	13	DER11	20.1183	37.1773	126.174	-39.4223	21.5045	0
Base	1	13	DERUD11	20.1183	37.1773	126.174	-39.4223	21.5045	0
Base	2	15	D	12.869	-23.582	84.2333	25.006	13.7507	0
Base	2	15	L	3.7404	-7.1031	20.0752	7.5321	4.003	0
Base	2	15	LR	0	0	0	0	0	0
Base	2	15	EX Max	52.7214	0	29.735	0	98.8789	0
Base	2	15	EY Max	0.832	52.6303	16.7133	103.1105	0.9706	0.0311
Base	2	15	DISX Max	26.3338	0	14.8524	0	49.3891	0
Base	2	15	DISY Max	0.4156	26.2883	8.3481	51.5027	0.4848	0.0155
Base	2	15	W	0	0	0	0	0	0
Base	2	15	G	1.8702	-3.5516	10.0376	3.766	2.0015	0
Base	2	15	DERUX Max	4.9913	0	2.8151	0	9.3612	0
Base	2	15	DERUY Max	0.0817	5.1523	1.6364	10.0942	0.0954	0.003
Base	2	15	COMB1	18.0166	-33.0148	117.9267	35.0085	19.251	0
Base	2	15	COMB2	21.4275	-39.6634	133.2003	42.0585	22.9056	0
Base	2	15	COMB3	19.1832	-35.4015	121.1552	37.5393	20.5038	0
Base	2	15	COMB4	19.1832	-35.4015	121.1552	37.5393	20.5038	0
Base	2	15	COMB5 Max	45.6417	-27.515	138.512	52.9901	70.0383	0.0047
Base	2	15	COMB5 Min	-7.2753	-43.288	103.7984	22.0885	-29.0307	-0.0047
Base	2	15	COMB6 Max	27.499	-9.1132	133.959	89.042	35.8053	0.0155
Base	2	15	COMB6 Min	10.8675	-61.6899	108.3514	-13.9634	5.2023	-0.0155
Base	2	15	COMB7 Max	19.8978	5.0645	88.6138	74.0082	27.6771	0.0155
Base	2	15	COMB7 Min	3.2663	-47.5122	63.0062	-28.9973	-2.9259	-0.0155
Base	2	15	COMB8 Max	38.0406	-13.3373	93.1668	37.9563	61.9101	0.0047
Base	2	15	COMB8 Min	-14.8764	-29.1103	58.4532	7.0546	-37.1589	-0.0047
Base	2	15	ENVE Max	45.6417	5.0645	138.512	89.042	70.0383	0.0155

Story	Joint Label	Unique Name	Load Case/Combo	FX kN	FY kN	FZ kN	MX kN-m	MY kN-m	MZ kN-m
Base	2	15	ENVE Min	-14.8764	-61.6899	58.4532	-28.9973	-37.1589	-0.0155
Base	2	15	CIM01	12.869	-23.582	84.2333	25.006	13.7507	0
Base	2	15	CIM02	16.6094	-30.6851	104.3085	32.5381	17.7537	0
Base	2	15	CIM03	12.869	-23.582	84.2333	25.006	13.7507	0
Base	2	15	CIM04	15.6743	-28.9094	99.2897	30.6551	16.7529	0
Base	2	15	CIM05 Max	31.3899	-18.0615	96.3831	35.8216	48.4248	0.0033
Base	2	15	CIM05 Min	-5.652	-29.1026	72.0836	14.1905	-20.9235	-0.0033
Base	2	15	CIM06 Max	18.69	-5.1802	93.196	61.0579	24.4618	0.0109
Base	2	15	CIM06 Min	7.048	-41.9839	75.2707	-11.0459	3.0396	-0.0109
Base	2	15	CIM07 Max	29.6977	-24.7032	108.4972	38.8955	43.0067	0.0025
Base	2	15	CIM07 Min	1.6509	-33.1155	90.0823	22.4147	-9.5008	-0.0025
Base	2	15	CIM08 Max	20.108	-14.9765	106.0906	57.9515	24.9121	0.0082
Base	2	15	CIM08 Min	11.2406	-42.8422	92.4888	3.3587	8.5937	-0.0082
Base	2	15	DER01	18.0166	-33.0148	117.9267	35.0085	19.251	0
Base	2	15	DER02	21.4275	-39.6634	133.2003	42.0585	22.9056	0
Base	2	15	DER03	19.1832	-35.4015	121.1552	37.5393	20.5038	0
Base	2	15	DER04	19.1832	-35.4015	121.1552	37.5393	20.5038	0
Base	2	15	DER05 Max	71.9046	-35.4015	150.8902	37.5393	119.3827	0
Base	2	15	DER05 Min	-33.5382	-35.4015	91.4202	37.5393	-78.3751	0
Base	2	15	DER06 Max	20.0153	17.2288	137.8685	140.6498	21.4744	0.0311
Base	2	15	DER06 Min	18.3512	-88.0319	104.4419	-65.5712	19.5332	-0.0311
Base	2	15	DER07 Max	64.3035	-21.2238	105.545	22.5054	111.2546	0
Base	2	15	DER07 Min	-41.1393	-21.2238	46.075	22.5054	-86.5033	0
Base	2	15	DER08 Max	12.4141	31.4065	92.5233	125.616	13.3462	0.0311
Base	2	15	DER08 Min	10.75	-73.8541	59.0967	-80.6051	11.405	-0.0311
Base	2	15	DERUD01	18.0166	-33.0148	117.9267	35.0085	19.251	0
Base	2	15	DERUD02	21.4275	-39.6634	133.2003	42.0585	22.9056	0
Base	2	15	DERUD03	19.1832	-35.4015	121.1552	37.5393	20.5038	0
Base	2	15	DERUD04	19.1832	-35.4015	121.1552	37.5393	20.5038	0
Base	2	15	DERUD05 Max	24.1745	-35.4015	123.9703	37.5393	29.865	0
Base	2	15	DERUD05 Min	14.1919	-35.4015	118.3401	37.5393	11.1426	0
Base	2	15	DERUD06 Max	19.2649	-30.2492	122.7915	47.6335	20.5992	0.003
Base	2	15	DERUD06 Min	19.1015	-40.5539	119.5188	27.4451	20.4085	-0.003
Base	2	15	DERUD07 Max	16.5734	-21.2238	78.6251	22.5054	21.7368	0
Base	2	15	DERUD07 Min	6.5908	-21.2238	72.9949	22.5054	3.0144	0
Base	2	15	DERUD08 Max	11.6638	-16.0715	77.4464	32.5997	12.471	0.003
Base	2	15	DERUD08 Min	11.5004	-26.3762	74.1737	12.4112	12.2803	-0.003
Base	2	15	CIM09 Max	26.2423	-8.6287	62.6898	25.8192	42.9246	0.0033
Base	2	15	CIM09 Min	-10.7996	-19.6698	38.3902	4.1881	-26.4237	-0.0033
Base	2	15	CIM10 Max	13.5424	4.2526	59.5027	51.0555	18.9615	0.0109
Base	2	15	CIM10 Min	1.9004	-32.551	41.5773	-21.0483	-2.4606	-0.0109
Base	2	15	CIM11	14.7392	-27.1336	94.2709	28.7721	15.7522	0
Base	2	15	CIM12	17.077	-31.573	106.8179	33.4796	18.254	0
Base	2	15	CIM13 Max	31.1004	-27.3669	116.0254	41.72	44.5078	0.0025
Base	2	15	CIM13 Min	3.0535	-35.7792	97.6105	25.2392	-7.9997	-0.0025
Base	2	15	CIM14 Max	21.5106	-17.6402	113.6188	60.776	26.4132	0.0082
Base	2	15	CIM14 Min	12.6433	-45.5058	100.017	6.1832	10.0948	-0.0082
Base	2	15	CIM15	7.7214	-14.1492	50.54	15.0036	8.2504	0
Base	2	15	COMB9	22.3626	-41.4392	138.2191	43.9416	23.9063	0
Base	2	15	COMB10	22.1756	-41.084	137.2153	43.565	23.7062	0
Base	2	15	COMB11	20.1183	-37.1773	126.174	39.4223	21.5045	0
Base	2	15	DER09	22.3626	-41.4392	138.2191	43.9416	23.9063	0
Base	2	15	DERUD09	22.3626	-41.4392	138.2191	43.9416	23.9063	0
Base	2	15	DER10	22.1756	-41.084	137.2153	43.565	23.7062	0
Base	2	15	DERUD10	22.1756	-41.084	137.2153	43.565	23.7062	0
Base	2	15	DER11	20.1183	-37.1773	126.174	39.4223	21.5045	0
Base	2	15	DERUD11	20.1183	-37.1773	126.174	39.4223	21.5045	0
Base	3	16	D	-12.869	23.4335	84.6137	-24.8487	-13.5415	0
Base	3	16	L	-3.7404	7.0108	20.1048	-7.4342	-3.9296	0
Base	3	16	LR	0	0	0	0	0	0

Story	Joint Label	Unique Name	Load Case/Combo	FX kN	FY kN	FZ kN	MX kN-m	MY kN-m	MZ kN-m
Base	3	16	EX Max	52.7207	0	29.735	0	98.8787	0
Base	3	16	EY Max	0.661	52.8114	16.7092	103.3943	0.6446	0.0311
Base	3	16	DISX Max	26.3335	0	14.8524	0	49.389	0
Base	3	16	DISY Max	0.3302	26.3788	8.3461	51.6444	0.322	0.0155
Base	3	16	W	0	0	0	0	0	0
Base	3	16	G	-1.8702	3.5054	10.0524	-3.7171	-1.9648	0
Base	3	16	DERUX Max	4.9913	0	2.8151	0	9.3612	0
Base	3	16	DERUY Max	0.0643	5.1704	1.6357	10.1227	0.0622	0.003
Base	3	16	COMB1	-18.0166	32.807	118.4591	-34.7882	-18.9582	0
Base	3	16	COMB2	-21.4275	39.3375	133.7041	-41.7131	-22.5373	0
Base	3	16	COMB3	-19.1832	35.1311	121.6412	-37.2526	-20.1795	0
Base	3	16	COMB4	-19.1832	35.1311	121.6412	-37.2526	-20.1795	0
Base	3	16	COMB5 Max	7.2493	43.0447	138.9974	-21.7593	29.3061	0.0047
Base	3	16	COMB5 Min	-45.6158	27.2174	104.285	-52.7459	-69.6651	-0.0047
Base	3	16	COMB6 Max	-10.953	61.5098	134.443	14.3918	-5.0408	0.0155
Base	3	16	COMB6 Min	-27.4134	8.7523	108.8394	-88.897	-35.3182	-0.0155
Base	3	16	COMB7 Max	-3.3519	47.469	88.9541	29.2806	2.9513	0.0155
Base	3	16	COMB7 Min	-19.8123	-5.2886	63.3505	-74.0082	-27.3261	-0.0155
Base	3	16	COMB8 Max	14.8505	29.0038	93.5085	-6.8705	37.2982	0.0047
Base	3	16	COMB8 Min	-38.0146	13.1765	58.7961	-37.8571	-61.6729	-0.0047
Base	3	16	ENVE Max	14.8505	61.5098	138.9974	29.2806	37.2982	0.0155
Base	3	16	ENVE Min	-45.6158	-5.2886	58.7961	-88.897	-69.6651	-0.0155
Base	3	16	CIM01	-12.869	23.4335	84.6137	-24.8487	-13.5415	0
Base	3	16	CIM02	-16.6094	30.4443	104.7185	-32.2829	-17.4712	0
Base	3	16	CIM03	-12.869	23.4335	84.6137	-24.8487	-13.5415	0
Base	3	16	CIM04	-15.6743	28.6916	99.6923	-30.4243	-16.4888	0
Base	3	16	CIM05 Max	5.6338	28.9731	96.763	-14.0034	21.0983	0.0033
Base	3	16	CIM05 Min	-31.3718	17.894	72.4643	-35.694	-48.1814	-0.0033
Base	3	16	CIM06 Max	-7.1078	41.8987	93.5749	11.3024	-2.9445	0.0109
Base	3	16	CIM06 Min	-18.6301	4.9684	75.6524	-60.9998	-24.1386	-0.0109
Base	3	16	CIM07 Max	-1.6647	32.9123	108.8994	-22.1612	9.7389	0.0025
Base	3	16	CIM07 Min	-29.6839	24.471	90.4851	-38.6874	-42.7164	-0.0025
Base	3	16	CIM08 Max	-11.286	42.6724	106.4921	-3.0528	-8.4159	0.0082
Base	3	16	CIM08 Min	-20.0627	14.7109	92.8925	-57.7959	-24.5617	-0.0082
Base	3	16	DER01	-18.0166	32.807	118.4591	-34.7882	-18.9582	0
Base	3	16	DER02	-21.4275	39.3375	133.7041	-41.7131	-22.5373	0
Base	3	16	DER03	-19.1832	35.1311	121.6412	-37.2526	-20.1795	0
Base	3	16	DER04	-19.1832	35.1311	121.6412	-37.2526	-20.1795	0
Base	3	16	DER05 Max	33.5375	35.1311	151.3762	-37.2526	78.6992	0
Base	3	16	DER05 Min	-71.904	35.1311	91.9062	-37.2526	-119.0582	0
Base	3	16	DER06 Max	-18.5222	87.9425	138.3504	66.1416	-19.5349	0.0311
Base	3	16	DER06 Min	-19.8442	-17.6804	104.932	-140.6469	-20.8241	-0.0311
Base	3	16	DER07 Max	41.1387	21.0902	105.8873	-22.3638	86.6913	0
Base	3	16	DER07 Min	-64.3028	21.0902	46.4173	-22.3638	-111.0661	0
Base	3	16	DER08 Max	-10.9211	73.9016	92.8615	81.0304	-11.5428	0.0311
Base	3	16	DER08 Min	-12.2431	-31.7212	59.4431	-125.7581	-12.832	-0.0311
Base	3	16	DERUD01	-18.0166	32.807	118.4591	-34.7882	-18.9582	0
Base	3	16	DERUD02	-21.4275	39.3375	133.7041	-41.7131	-22.5373	0
Base	3	16	DERUD03	-19.1832	35.1311	121.6412	-37.2526	-20.1795	0
Base	3	16	DERUD04	-19.1832	35.1311	121.6412	-37.2526	-20.1795	0
Base	3	16	DERUD05 Max	-14.192	35.1311	124.4563	-37.2526	-10.8183	0
Base	3	16	DERUD05 Min	-24.1745	35.1311	118.8261	-37.2526	-29.5407	0
Base	3	16	DERUD06 Max	-19.1189	40.3015	123.2769	-27.13	-20.1173	0.003
Base	3	16	DERUD06 Min	-19.2475	29.9606	120.0055	-47.3753	-20.2417	-0.003
Base	3	16	DERUD07 Max	-6.5908	21.0902	78.9674	-22.3638	-2.8262	0
Base	3	16	DERUD07 Min	-16.5733	21.0902	73.3372	-22.3638	-21.5486	0
Base	3	16	DERUD08 Max	-11.5178	26.2606	77.788	-12.2412	-12.1252	0.003
Base	3	16	DERUD08 Min	-11.6464	15.9198	74.5166	-32.4865	-12.2496	-0.003
Base	3	16	CIM09 Max	10.7814	19.5997	62.9175	-4.0639	26.515	0.0033
Base	3	16	CIM09 Min	-26.2242	8.5206	38.6189	-25.7545	-42.7648	-0.0033

Story	Joint Label	Unique Name	Load Case/Combo	FX kN	FY kN	FZ kN	MX kN-m	MY kN-m	MZ kN-m
Base	3	16	CIM10 Max	-1.9602	32.5253	59.7294	21.2419	2.4721	0.0109
Base	3	16	CIM10 Min	-13.4825	-4.405	41.8069	-51.0603	-18.722	-0.0109
Base	3	16	CIM11	-14.7392	26.9389	94.6661	-28.5658	-15.5064	0
Base	3	16	CIM12	-17.077	31.3207	107.2316	-33.2122	-17.9624	0
Base	3	16	CIM13 Max	-3.0674	35.5413	116.4387	-24.949	8.2653	0.0025
Base	3	16	CIM13 Min	-31.0866	27.1001	98.0245	-41.4753	-44.1901	-0.0025
Base	3	16	CIM14 Max	-12.6886	45.3015	114.0314	-5.8406	-9.8895	0.0082
Base	3	16	CIM14 Min	-21.4653	17.3399	100.4318	-60.5837	-26.0353	-0.0082
Base	3	16	CIM15	-7.7214	14.0601	50.7682	-14.9092	-8.1249	0
Base	3	16	COMB9	-22.3626	41.0902	138.7303	-43.5717	-23.5197	0
Base	3	16	COMB10	-22.1756	40.7397	137.7251	-43.2	-23.3232	0
Base	3	16	COMB11	-20.1183	36.8838	126.6674	-39.1112	-21.1619	0
Base	3	16	DER09	-22.3626	41.0902	138.7303	-43.5717	-23.5197	0
Base	3	16	DERUD09	-22.3626	41.0902	138.7303	-43.5717	-23.5197	0
Base	3	16	DER10	-22.1756	40.7397	137.7251	-43.2	-23.3232	0
Base	3	16	DERUD10	-22.1756	40.7397	137.7251	-43.2	-23.3232	0
Base	3	16	DER11	-20.1183	36.8838	126.6674	-39.1112	-21.1619	0
Base	3	16	DERUD11	-20.1183	36.8838	126.6674	-39.1112	-21.1619	0
Base	4	18	D	-12.869	-23.4335	84.6137	24.8487	-13.5415	0
Base	4	18	L	-3.7404	-7.0108	20.1048	7.4342	-3.9296	0
Base	4	18	LR	0	0	0	0	0	0
Base	4	18	EX Max	52.7207	0	29.735	0	98.8787	0
Base	4	18	EY Max	0.661	52.8114	16.7092	103.3943	0.6446	0.0311
Base	4	18	DISX Max	26.3335	0	14.8524	0	49.389	0
Base	4	18	DISY Max	0.3302	26.3788	8.3461	51.6444	0.322	0.0155
Base	4	18	W	0	0	0	0	0	0
Base	4	18	G	-1.8702	-3.5054	10.0524	3.7171	-1.9648	0
Base	4	18	DERUX Max	4.9913	0	2.8151	0	9.3612	0
Base	4	18	DERUY Max	0.0643	5.1704	1.6357	10.1227	0.0622	0.003
Base	4	18	COMB1	-18.0166	-32.807	118.4591	34.7882	-18.9582	0
Base	4	18	COMB2	-21.4275	-39.3375	133.7041	41.7131	-22.5373	0
Base	4	18	COMB3	-19.1832	-35.1311	121.6412	37.2526	-20.1795	0
Base	4	18	COMB4	-19.1832	-35.1311	121.6412	37.2526	-20.1795	0
Base	4	18	COMB5 Max	7.2493	-27.2174	138.9974	52.7459	29.3061	0.0047
Base	4	18	COMB5 Min	-45.6158	-43.0447	104.285	21.7593	-69.6651	-0.0047
Base	4	18	COMB6 Max	-10.953	-8.7523	134.443	88.897	-5.0408	0.0155
Base	4	18	COMB6 Min	-27.4134	-61.5098	108.8394	-14.3918	-35.3182	-0.0155
Base	4	18	COMB7 Max	-3.3519	5.2886	88.9541	74.0082	2.9513	0.0155
Base	4	18	COMB7 Min	-19.8123	-47.469	63.3505	-29.2806	-27.3261	-0.0155
Base	4	18	COMB8 Max	14.8505	-13.1765	93.5085	37.8571	37.2982	0.0047
Base	4	18	COMB8 Min	-38.0146	-29.0038	58.7961	6.8705	-61.6729	-0.0047
Base	4	18	ENVE Max	14.8505	5.2886	138.9974	88.897	37.2982	0.0155
Base	4	18	ENVE Min	-45.6158	-61.5098	58.7961	-29.2806	-69.6651	-0.0155
Base	4	18	CIM01	-12.869	-23.4335	84.6137	24.8487	-13.5415	0
Base	4	18	CIM02	-16.6094	-30.4443	104.7185	32.2829	-17.4712	0
Base	4	18	CIM03	-12.869	-23.4335	84.6137	24.8487	-13.5415	0
Base	4	18	CIM04	-15.6743	-28.6916	99.6923	30.4243	-16.4888	0
Base	4	18	CIM05 Max	5.6338	-17.894	96.763	35.694	21.0983	0.0033
Base	4	18	CIM05 Min	-31.3718	-28.9731	72.4643	14.0034	-48.1814	-0.0033
Base	4	18	CIM06 Max	-7.1078	-4.9684	93.5749	60.9998	-2.9445	0.0109
Base	4	18	CIM06 Min	-18.6301	-41.8987	75.6524	-11.3024	-24.1386	-0.0109
Base	4	18	CIM07 Max	-1.6647	-24.471	108.8994	38.6874	9.7389	0.0025
Base	4	18	CIM07 Min	-29.6839	-32.9123	90.4851	22.1612	-42.7164	-0.0025
Base	4	18	CIM08 Max	-11.286	-14.7109	106.4921	57.7959	-8.4159	0.0082
Base	4	18	CIM08 Min	-20.0627	-42.6724	92.8925	3.0528	-24.5617	-0.0082
Base	4	18	DER01	-18.0166	-32.807	118.4591	34.7882	-18.9582	0
Base	4	18	DER02	-21.4275	-39.3375	133.7041	41.7131	-22.5373	0
Base	4	18	DER03	-19.1832	-35.1311	121.6412	37.2526	-20.1795	0
Base	4	18	DER04	-19.1832	-35.1311	121.6412	37.2526	-20.1795	0
Base	4	18	DER05 Max	33.5375	-35.1311	151.3762	37.2526	78.6992	0

Story	Joint Label	Unique Name	Load Case/Combo	FX kN	FY kN	FZ kN	MX kN-m	MY kN-m	MZ kN-m
Base	4	18	DER05 Min	-71.904	-35.1311	91.9062	37.2526	-119.0582	0
Base	4	18	DER06 Max	-18.5222	17.6804	138.3504	140.6469	-19.5349	0.0311
Base	4	18	DER06 Min	-19.8442	-87.9425	104.932	-66.1416	-20.8241	-0.0311
Base	4	18	DER07 Max	41.1387	-21.0902	105.8873	22.3638	86.6913	0
Base	4	18	DER07 Min	-64.3028	-21.0902	46.4173	22.3638	-111.0661	0
Base	4	18	DER08 Max	-10.9211	31.7212	92.8615	125.7581	-11.5428	0.0311
Base	4	18	DER08 Min	-12.2431	-73.9016	59.4431	-81.0304	-12.832	-0.0311
Base	4	18	DERUD01	-18.0166	-32.807	118.4591	34.7882	-18.9582	0
Base	4	18	DERUD02	-21.4275	-39.3375	133.7041	41.7131	-22.5373	0
Base	4	18	DERUD03	-19.1832	-35.1311	121.6412	37.2526	-20.1795	0
Base	4	18	DERUD04	-19.1832	-35.1311	121.6412	37.2526	-20.1795	0
Base	4	18	DERUD05 Max	-14.192	-35.1311	124.4563	37.2526	-10.8183	0
Base	4	18	DERUD05 Min	-24.1745	-35.1311	118.8261	37.2526	-29.5407	0
Base	4	18	DERUD06 Max	-19.1189	-29.9606	123.2769	47.3753	-20.1173	0.003
Base	4	18	DERUD06 Min	-19.2475	-40.3015	120.0055	27.13	-20.2417	-0.003
Base	4	18	DERUD07 Max	-6.5908	-21.0902	78.9674	22.3638	-2.8262	0
Base	4	18	DERUD07 Min	-16.5733	-21.0902	73.3372	22.3638	-21.5486	0
Base	4	18	DERUD08 Max	-11.5178	-15.9198	77.788	32.4865	-12.1252	0.003
Base	4	18	DERUD08 Min	-11.6464	-26.2606	74.5166	12.2412	-12.2496	-0.003
Base	4	18	CIM09 Max	10.7814	-8.5206	62.9175	25.7545	26.515	0.0033
Base	4	18	CIM09 Min	-26.2242	-19.5997	38.6189	4.0639	-42.7648	-0.0033
Base	4	18	CIM10 Max	-1.9602	4.405	59.7294	51.0603	2.4721	0.0109
Base	4	18	CIM10 Min	-13.4825	-32.5253	41.8069	-21.2419	-18.722	-0.0109
Base	4	18	CIM11	-14.7392	-26.9389	94.6661	28.5658	-15.5064	0
Base	4	18	CIM12	-17.077	-31.3207	107.2316	33.2122	-17.9624	0
Base	4	18	CIM13 Max	-3.0674	-27.1001	116.4387	41.4753	8.2653	0.0025
Base	4	18	CIM13 Min	-31.0866	-35.5413	98.0245	24.949	-44.1901	-0.0025
Base	4	18	CIM14 Max	-12.6886	-17.3399	114.0314	60.5837	-9.8895	0.0082
Base	4	18	CIM14 Min	-21.4653	-45.3015	100.4318	5.8406	-26.0353	-0.0082
Base	4	18	CIM15	-7.7214	-14.0601	50.7682	14.9092	-8.1249	0
Base	4	18	COMB9	-22.3626	-41.0902	138.7303	43.5717	-23.5197	0
Base	4	18	COMB10	-22.1756	-40.7397	137.7251	43.2	-23.3232	0
Base	4	18	COMB11	-20.1183	-36.8838	126.6674	39.1112	-21.1619	0
Base	4	18	DER09	-22.3626	-41.0902	138.7303	43.5717	-23.5197	0
Base	4	18	DERUD09	-22.3626	-41.0902	138.7303	43.5717	-23.5197	0
Base	4	18	DER10	-22.1756	-40.7397	137.7251	43.2	-23.3232	0
Base	4	18	DERUD10	-22.1756	-40.7397	137.7251	43.2	-23.3232	0
Base	4	18	DER11	-20.1183	-36.8838	126.6674	39.1112	-21.1619	0
Base	4	18	DERUD11	-20.1183	-36.8838	126.6674	39.1112	-21.1619	0

5.4 Modal Results

Table 5.9 - Modal Periods and Frequencies

Case	Mode	Period sec	Frequency cyc/sec	Circular Frequency rad/sec	Eigenvalue rad²/sec²
Modal	1	0.187	5.346	33.5891	1128.2294
Modal	2	0.178	5.611	35.2571	1243.0646
Modal	3	0.166	6.022	37.8343	1431.4377

Table 5.10 - Modal Participating Mass Ratios (Part 1 of 2)

Case	Mode	Period sec	UX	UY	UZ	Sum UX	Sum UY	Sum UZ
Modal	1	0.187	0	1	0	0	1	0
Modal	2	0.178	1	0	0	1	1	0
Modal	3	0.166	0	6.976E-06	0	1	1	0

Table 5.10 - Modal Participating Mass Ratios (Part 2 of 2)

Case	Mode	RX	RY	RZ	Sum RX	Sum RY	Sum RZ
Modal	1	1	0	7.319E-06	1	0	7.319E-06

Case	Mode	RX	RY	RZ	Sum RX	Sum RY	Sum RZ
Modal	2	0	1	0	1	1	7.319E-06
Modal	3	6.976E-06	0	1	1	1	1

Table 5.11 - Modal Load Participation Ratios

Case	Item Type	Item	Static %	Dynamic %
Modal	Acceleration	UX	100	100
Modal	Acceleration	UY	100	100
Modal	Acceleration	UZ	0	0

Table 5.12 - Modal Direction Factors

Case	Mode	Period sec	UX	UY	UZ	RZ
Modal	1	0.187	0	1	0	0
Modal	2	0.178	1	0	0	0
Modal	3	0.166	0	0	0	1

ETABS® 2016

Integrated Building Design Software

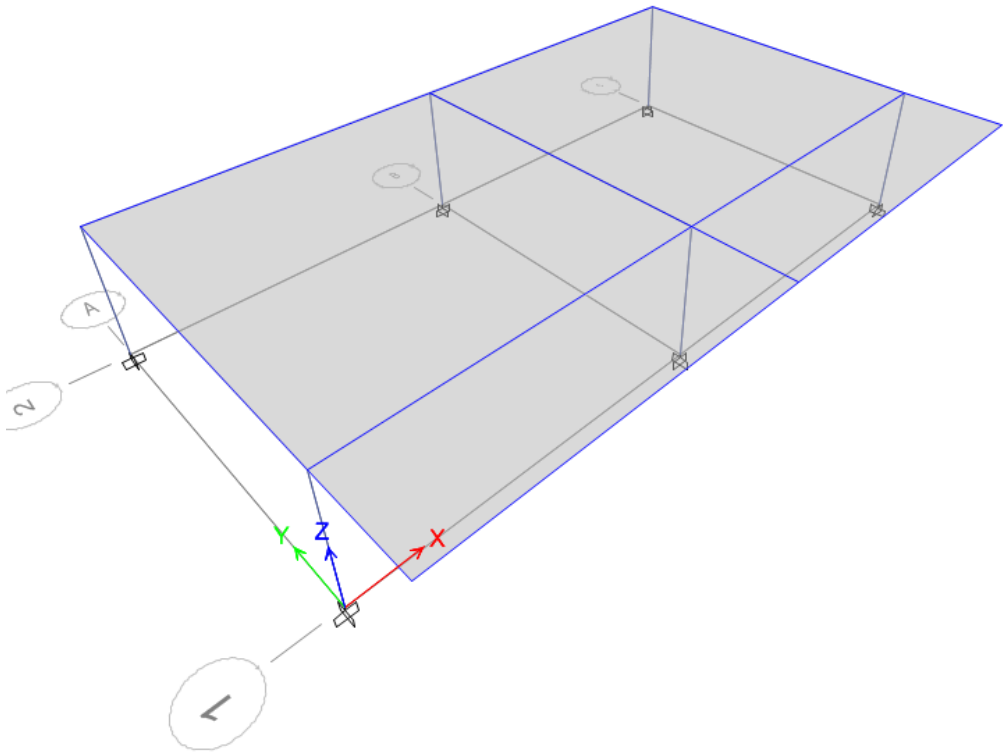

Project Report

Model File: 004 2017 EDUCACION M2A DMI - E, Revision 0
06/04/2017

Table of Contents

1. Structure Data 4
    - 1.1 Story Data 4
    - 1.2 Grid Data 4
    - 1.3 Point Coordinates 4
    - 1.4 Line Connectivity 4
    - 1.5 Area Connectivity 5
    - 1.6 Mass 5
    - 1.7 Groups 6
2. Properties 7
    - 2.1 Materials 7
    - 2.2 Frame Sections 7
    - 2.3 Shell Sections 7
    - 2.4 Reinforcement Sizes 7
    - 2.5 Tendon Sections 7
3. Assignments 8
    - 3.1 Joint Assignments 8
    - 3.2 Frame Assignments 8
    - 3.3 Shell Assignments 8
4. Loads 10
    - 4.1 Load Patterns 10
    - 4.2 Applied Loads 10
        - 4.2.1 Line Loads 10
        - 4.2.2 Area Loads 10
    - 4.3 Functions 10
        - 4.3.1 Response Spectrum Functions 10
    - 4.4 Load Cases 26
    - 4.5 Load Combinations 26
5. Analysis Results 30
    - 5.1 Structure Results 30
    - 5.2 Story Results 33
    - 5.3 Point Results 44
    - 5.4 Modal Results 54

List of Tables

Table 1.1 Story Data 4
Table 1.2 Grid Systems 4
Table 1.3 Grid Lines 4
Table 1.4 Joint Coordinates Data 4
Table 1.5 Column Connectivity Data 4
Table 1.6 Beam Connectivity Data 5
Table 1.7 Floor Connectivity Data 5
Table 1.8 Mass Source 5
Table 1.9 Centers of Mass and Rigidity 5
Table 1.10 Mass Summary by Diaphragm 5
Table 1.11 Mass Summary by Story 6
Table 1.12 Group Definitions 6
Table 2.1 Material Properties - Summary 7
Table 2.2 Frame Sections - Summary 7
Table 2.3 Shell Sections - Summary 7
Table 2.4 Reinforcing Bar Sizes 7
Table 2.5 Tendon Section Properties 7
Table 3.1 Joint Assignments - Summary 8
Table 3.2 Frame Assignments - Summary 8
Table 3.3 Shell Assignments - Summary 8
Table 4.1 Load Patterns 10
Table 4.2 Frame Loads - Distributed 10
Table 4.3 Shell Loads - Uniform 10
Table 4.4 Response Spectrum Function - User 11
Table 4.5 Load Cases - Summary 26
Table 4.6 Load Combinations 26
Table 5.1 Base Reactions 30
Table 5.2 Centers of Mass and Rigidity 31
Table 5.3 Diaphragm Center of Mass Displacements 31
Table 5.4 Story Max/Avg Displacements 33
Table 5.5 Story Drifts 36
Table 5.6 Story Max/Avg Drifts 38
Table 5.7 Story Forces 41
Table 5.8 Joint Reactions 44
Table 5.9 Modal Periods and Frequencies 54
Table 5.10 Modal Participating Mass Ratios 54
Table 5.11 Modal Load Participation Ratios 55
Table 5.12 Modal Direction Factors 55

1 Structure Data

This chapter provides model geometry information, including items such as story levels, point coordinates, and element connectivity.

1.1 Story Data

Table 1.1 - Story Data

Name	Height mm	Elevation mm	Master Story	Similar To	Splice Story
N1	3250	3250	Yes	None	No
Base	0	0	No	None	No

1.2 Grid Data

Table 1.2 - Grid Systems

Name	Type	Story Range	X Origin m	Y Origin m	Rotation deg	Bubble Size mm	Color
G1	Cartesian	Default	0	0	0	1250	Gray

Table 1.3 - Grid Lines

Grid System	Grid Direction	Grid ID	Visible	Bubble Location	Ordinate m
G1	X	A	Yes	End	0
G1	X	B	Yes	End	8.2
G1	X	C	Yes	End	16.4
G1	Y	1	Yes	Start	0
G1	Y	2	Yes	Start	8.2

1.3 Point Coordinates

Table 1.4 - Joint Coordinates Data

Label	X mm	Y mm	ΔZ Below mm
1	0	0	0
2	0	8200	0
3	8200	0	0
4	8200	8200	0
5	16400	0	0
6	16400	8200	0
10	0	-2400	0
8	16400	-2400	0
9	8200	-2400	0

1.4 Line Connectivity

Table 1.5 - Column Connectivity Data

Column	I-End Point	J-End Point	I-End Story
C1	1	1	Below
C2	2	2	Below
C3	3	3	Below
C4	4	4	Below
C5	5	5	Below
C6	6	6	Below

Table 1.6 - Beam Connectivity Data

Beam	I-End Point	J-End Point	Curve Type
B1	1	2	None

Beam	I-End Point	J-End Point	Curve Type
B2	3	4	None
B3	5	6	None
B4	1	3	None
B5	3	5	None
B6	2	4	None
B7	4	6	None
B8	10	1	None
B14	8	5	None
B15	10	9	None
B16	9	8	None
B17	9	3	None

1.5 Area Connectivity

Table 1.7 - Floor Connectivity Data

Floor	Number of Edges	Edge Number	Point 1	Point 2	Curve Type
F2	4	1	1	5	None
		2	5	6	None
		3	6	2	None
		4	2	1	None
F3	4	1	10	8	None
		2	8	5	None
		3	5	1	None
		4	1	10	None

1.6 Mass

Table 1.8 - Mass Source

Name	Include Elements	Include Added Mass	Include Loads	Include Lateral	Include Vertical	Lump at Stories	IsDefault	Load Pattern	Multiplier
MsSrc1	No	No	Yes	Yes	No	Yes	Yes	D	1
MsSrc1	No	No	Yes	Yes	No	Yes	Yes	L	0.3

Table 1.9 - Centers of Mass and Rigidity

Story	Diaphragm	Mass X kg	Mass Y kg	XCM m	YCM m	Cumulative X kg	Cumulative Y kg	XCCM m	YCCM m	XCR m	YCR m
N1	D1	53530.33	53530.33	8.2	-0.6702	53530.33	53530.33	8.2	-0.6702	8.2	3.2395

Table 1.10 - Mass Summary by Diaphragm

Story	Diaphragm	Mass X kg	Mass Y kg	Mass Moment of Inertia ton-m²	X Mass Center m	Y Mass Center m
N1	D1	53530.33	53530.33	2002.8584	8.2	-0.6702

Table 1.11 - Mass Summary by Story

Story	UX kg	UY kg	UZ kg
N1	71904.75	71904.75	0
Base	4743.34	4743.34	0

1.7 Groups

Table 1.12 - Group Definitions

Name	Color
All	Yellow

2 Properties

This chapter provides property information for materials, frame sections, shell sections, and links.

2.1 Materials

Table 2.1 - Material Properties - Summary

Name	Type	E MPa	ν	Unit Weight kN/m³	Design Strengths
A416Gr270	Tendon	196500.6	0	76.9729	Fy=1689.91 MPa, Fu=1861.58 MPa
A615Gr60	Rebar	199947.98	0.3	76.9729	Fy=413.69 MPa, Fu=620.53 MPa
CONC00	Concrete	25267.13	0.2	0	Fc=28 MPa
CONC21	Concrete	21538	0.2	23.56	Fc=21 MPa
RMAT	Rebar	199947.98	0.3	76.9729	Fy=420 MPa, Fu=630 MPa

2.2 Frame Sections

Table 2.2 - Frame Sections - Summary

Name	Material	Shape
C45X45	CONC21	Concrete Rectangular
V30X50	CONC21	Concrete Rectangular
VB20X50	CONC21	Concrete Rectangular

2.3 Shell Sections

Table 2.3 - Shell Sections - Summary

Name	Design Type	Element Type	Material	Total Thickness mm
CUB	Slab	Membrane		5
LOSA	Slab	Membrane		5

2.4 Reinforcement Sizes

Table 2.4 - Reinforcing Bar Sizes

Name	Diameter mm	Area cm²
#2	6.4	0.3226
#3	9.5	1
#5	15.9	2
#6	19.1	3
#8	25.4	5
#9	28.7	6
15M	16	2

2.5 Tendon Sections

Table 2.5 - Tendon Section Properties

Name	Material	StrandArea cm²	Color
Tendon1	A416Gr270	1	Yellow

3 Assignments

This chapter provides a listing of the assignments applied to the model.

3.1 Joint Assignments

Table 3.1 - Joint Assignments - Summary

Story	Label	Unique Name	Diaphragm	Restraints
N1	1	2	D1	
N1	2	14	Disconnected	
N1	3	6	D1	
N1	4	17	Disconnected	
N1	5	10	D1	
N1	6	20	Disconnected	
N1	10	25	D1	
N1	8	27	D1	
N1	9	26	D1	
Base	1	13	Disconnected	UX; UY; UZ; RX; RY; RZ
Base	2	15	Disconnected	UX; UY; UZ; RX; RY; RZ
Base	3	16	Disconnected	UX; UY; UZ; RX; RY; RZ
Base	4	18	Disconnected	UX; UY; UZ; RX; RY; RZ
Base	5	19	Disconnected	UX; UY; UZ; RX; RY; RZ
Base	6	21	Disconnected	UX; UY; UZ; RX; RY; RZ

3.2 Frame Assignments

Table 3.2 - Frame Assignments - Summary

Story	Label	Unique Name	Design Type	Length mm	Analysis Section	Design Section	Min Number Stations
N1	C1	7	Column	3250	C45X45	C45X45	11
N1	C2	8	Column	3250	C45X45	C45X45	11
N1	C3	9	Column	3250	C45X45	C45X45	11
N1	C4	10	Column	3250	C45X45	C45X45	11
N1	C5	11	Column	3250	C45X45	C45X45	11
N1	C6	12	Column	3250	C45X45	C45X45	11
N1	B1	13	Beam	8200	V30X50	V30X50	11
N1	B2	14	Beam	8200	V30X50	V30X50	11
N1	B3	15	Beam	8200	V30X50	V30X50	11
N1	B4	16	Beam	8200	V30X50	V30X50	11
N1	B5	17	Beam	8200	V30X50	V30X50	11
N1	B6	18	Beam	8200	V30X50	V30X50	11
N1	B7	19	Beam	8200	V30X50	V30X50	11
N1	B8	2	Beam	2400	V30X50	V30X50	11
N1	B14	6	Beam	2400	V30X50	V30X50	11
N1	B15	22	Beam	8200	VB20X50	VB20X50	11
N1	B16	23	Beam	8200	VB20X50	VB20X50	11
N1	B17	4	Beam	2400	V30X50	V30X50	11

3.3 Shell Assignments

Table 3.3 - Shell Assignments - Summary

Story	Label	Unique Name	Section	Axis Angle deg
N1	F2	2	CUB	
N1	F3	1	LOSA	90

4 Loads

This chapter provides loading information as applied to the model.

4.1 Load Patterns

Table 4.1 - Load Patterns

Name	Type	Self Weight Multiplier	Auto Load
D	Dead	1	
L	Live	0	
LR	Live	0	
W	Wind	0	None
G	Snow	0	

4.2 Applied Loads

4.2.1 Line Loads

Table 4.2 - Frame Loads - Distributed (Part 1 of 2)

Story	Label	Unique Name	Design Type	Load Pattern	LoadType	Direction	Relative Distance Start	Relative Distance End	Absolute Distance Start mm	Absolute Distance End mm
N1	B1	13	Beam	D	Force	Gravity	0	1	0	8200
N1	B2	14	Beam	D	Force	Gravity	0	1	0	8200
N1	B3	15	Beam	D	Force	Gravity	0	1	0	8200
N1	B4	16	Beam	D	Force	Gravity	0	1	0	8200
N1	B5	17	Beam	D	Force	Gravity	0	1	0	8200

Table 4.2 - Frame Loads - Distributed (Part 2 of 2)

Story	Label	Unique Name	Force at Start kN/m	Force at End kN/m
N1	B1	13	4.4	0
N1	B2	14	4.4	0
N1	B3	15	4.4	0
N1	B4	16	4.4	4.4
N1	B5	17	4.4	4.4

4.2.2 Area Loads

Table 4.3 - Shell Loads - Uniform

Story	Label	Unique Name	Load Pattern	Direction	Load kN/m²
N1	F2	2	D	Gravity	0.64
N1	F3	1	D	Gravity	4.3
N1	F3	1	L	Gravity	2
N1	F2	2	LR	Gravity	0.5
N1	F2	2	G	Gravity	1
N1	F3	1	G	Gravity	1

4.3 Functions

4.3.1 Response Spectrum Functions

Table 4.4 - Response Spectrum Function - User

Name	Period sec	Acceleration	Damping %
Umbral	0	0.03	2
Umbral	0.01	0.032	

Name	Period sec	Acceleration	Damping %
Umbral	0.02	0.035	
Umbral	0.03	0.037	
Umbral	0.04	0.04	
Umbral	0.05	0.042	
Umbral	0.06	0.044	
Umbral	0.07	0.047	
Umbral	0.08	0.049	
Umbral	0.09	0.052	
Umbral	0.1	0.054	
Umbral	0.11	0.056	
Umbral	0.12	0.059	
Umbral	0.13	0.061	
Umbral	0.14	0.064	
Umbral	0.15	0.066	
Umbral	0.16	0.068	
Umbral	0.17	0.071	
Umbral	0.18	0.073	
Umbral	0.19	0.076	
Umbral	0.2	0.078	
Umbral	0.21	0.08	
Umbral	0.22	0.083	
Umbral	0.23	0.085	
Umbral	0.24	0.088	
Umbral	0.25	0.09	
Umbral	0.26	0.09	
Umbral	0.27	0.09	
Umbral	0.28	0.09	
Umbral	0.29	0.09	
Umbral	0.3	0.09	
Umbral	0.31	0.09	
Umbral	0.32	0.09	
Umbral	0.33	0.09	
Umbral	0.34	0.09	
Umbral	0.35	0.09	
Umbral	0.36	0.09	
Umbral	0.37	0.09	
Umbral	0.38	0.09	
Umbral	0.39	0.09	
Umbral	0.4	0.09	
Umbral	0.41	0.09	
Umbral	0.42	0.09	
Umbral	0.43	0.09	
Umbral	0.44	0.09	
Umbral	0.45	0.09	
Umbral	0.46	0.09	
Umbral	0.47	0.09	
Umbral	0.48	0.09	
Umbral	0.49	0.09	
Umbral	0.5	0.09	
Umbral	0.51	0.09	
Umbral	0.52	0.09	
Umbral	0.53	0.09	
Umbral	0.54	0.09	
Umbral	0.55	0.09	
Umbral	0.56	0.09	
Umbral	0.57	0.09	
Umbral	0.58	0.09	
Umbral	0.59	0.09	
Umbral	0.6	0.09	
Umbral	0.61	0.09	

Name	Period sec	Acceleration	Damping %
Umbral	0.62	0.09	
Umbral	0.63	0.09	
Umbral	0.64	0.09	
Umbral	0.65	0.09	
Umbral	0.66	0.09	
Umbral	0.67	0.09	
Umbral	0.68	0.09	
Umbral	0.69	0.09	
Umbral	0.7	0.09	
Umbral	0.71	0.09	
Umbral	0.72	0.09	
Umbral	0.73	0.09	
Umbral	0.74	0.09	
Umbral	0.75	0.09	
Umbral	0.76	0.09	
Umbral	0.77	0.09	
Umbral	0.78	0.09	
Umbral	0.79	0.09	
Umbral	0.8	0.09	
Umbral	0.81	0.09	
Umbral	0.82	0.09	
Umbral	0.83	0.09	
Umbral	0.84	0.09	
Umbral	0.85	0.09	
Umbral	0.86	0.09	
Umbral	0.87	0.09	
Umbral	0.88	0.09	
Umbral	0.89	0.09	
Umbral	0.9	0.09	
Umbral	0.91	0.09	
Umbral	0.92	0.09	
Umbral	0.93	0.09	
Umbral	0.94	0.09	
Umbral	0.95	0.09	
Umbral	0.96	0.09	
Umbral	0.97	0.09	
Umbral	0.98	0.09	
Umbral	0.99	0.09	
Umbral	1	0.09	
Umbral	1.01	0.09	
Umbral	1.02	0.09	
Umbral	1.03	0.09	
Umbral	1.04	0.09	
Umbral	1.05	0.09	
Umbral	1.06	0.09	
Umbral	1.07	0.09	
Umbral	1.08	0.09	
Umbral	1.09	0.09	
Umbral	1.1	0.09	
Umbral	1.11	0.09	
Umbral	1.12	0.09	
Umbral	1.13	0.09	
Umbral	1.14	0.09	
Umbral	1.15	0.09	
Umbral	1.16	0.09	
Umbral	1.17	0.09	
Umbral	1.18	0.09	
Umbral	1.19	0.09	
Umbral	1.2	0.09	
Umbral	1.21	0.09	

Name	Period sec	Acceleration	Damping %
Umbral	1.22	0.09	
Umbral	1.23	0.09	
Umbral	1.24	0.09	
Umbral	1.25	0.09	
Umbral	1.26	0.09	
Umbral	1.27	0.09	
Umbral	1.28	0.09	
Umbral	1.29	0.09	
Umbral	1.3	0.09	
Umbral	1.31	0.09	
Umbral	1.32	0.09	
Umbral	1.33	0.09	
Umbral	1.34	0.09	
Umbral	1.35	0.09	
Umbral	1.36	0.09	
Umbral	1.37	0.09	
Umbral	1.38	0.09	
Umbral	1.39	0.09	
Umbral	1.4	0.09	
Umbral	1.41	0.09	
Umbral	1.42	0.09	
Umbral	1.43	0.09	
Umbral	1.44	0.09	
Umbral	1.45	0.09	
Umbral	1.46	0.09	
Umbral	1.47	0.09	
Umbral	1.48	0.09	
Umbral	1.49	0.09	
Umbral	1.5	0.09	
Umbral	1.51	0.09	
Umbral	1.52	0.09	
Umbral	1.53	0.09	
Umbral	1.54	0.09	
Umbral	1.55	0.09	
Umbral	1.56	0.09	
Umbral	1.57	0.09	
Umbral	1.58	0.09	
Umbral	1.59	0.09	
Umbral	1.6	0.09	
Umbral	1.61	0.09	
Umbral	1.62	0.09	
Umbral	1.63	0.09	
Umbral	1.64	0.09	
Umbral	1.65	0.09	
Umbral	1.66	0.09	
Umbral	1.67	0.09	
Umbral	1.68	0.09	
Umbral	1.69	0.09	
Umbral	1.7	0.09	
Umbral	1.71	0.09	
Umbral	1.72	0.09	
Umbral	1.73	0.09	
Umbral	1.74	0.09	
Umbral	1.75	0.09	
Umbral	1.76	0.09	
Umbral	1.77	0.09	
Umbral	1.78	0.09	
Umbral	1.79	0.09	
Umbral	1.8	0.09	
Umbral	1.81	0.09	

Name	Period sec	Acceleration	Damping %
Umbral	1.82	0.09	
Umbral	1.83	0.09	
Umbral	1.84	0.09	
Umbral	1.85	0.09	
Umbral	1.86	0.09	
Umbral	1.87	0.09	
Umbral	1.88	0.09	
Umbral	1.89	0.09	
Umbral	1.9	0.09	
Umbral	1.91	0.09	
Umbral	1.92	0.09	
Umbral	1.93	0.09	
Umbral	1.94	0.09	
Umbral	1.95	0.09	
Umbral	1.96	0.09	
Umbral	1.97	0.09	
Umbral	1.98	0.09	
Umbral	1.99	0.09	
Umbral	2	0.09	
Umbral	2.01	0.09	
Umbral	2.02	0.09	
Umbral	2.03	0.09	
Umbral	2.04	0.09	
Umbral	2.05	0.09	
Umbral	2.06	0.09	
Umbral	2.07	0.09	
Umbral	2.08	0.09	
Umbral	2.09	0.09	
Umbral	2.1	0.09	
Umbral	2.11	0.09	
Umbral	2.12	0.09	
Umbral	2.13	0.09	
Umbral	2.14	0.09	
Umbral	2.15	0.09	
Umbral	2.16	0.09	
Umbral	2.17	0.09	
Umbral	2.18	0.09	
Umbral	2.19	0.09	
Umbral	2.2	0.089	
Umbral	2.21	0.089	
Umbral	2.22	0.089	
Umbral	2.23	0.088	
Umbral	2.24	0.088	
Umbral	2.25	0.088	
Umbral	2.26	0.087	
Umbral	2.27	0.087	
Umbral	2.28	0.086	
Umbral	2.29	0.086	
Umbral	2.3	0.086	
Umbral	2.31	0.085	
Umbral	2.32	0.085	
Umbral	2.33	0.084	
Umbral	2.34	0.084	
Umbral	2.35	0.084	
Umbral	2.36	0.083	
Umbral	2.37	0.083	
Umbral	2.38	0.083	
Umbral	2.39	0.082	
Umbral	2.4	0.082	
Umbral	2.41	0.082	

Name	Period sec	Acceleration	Damping %
Umbral	2.42	0.081	
Umbral	2.43	0.081	
Umbral	2.44	0.081	
Umbral	2.45	0.08	
Umbral	2.46	0.08	
Umbral	2.47	0.08	
Umbral	2.48	0.079	
Umbral	2.49	0.079	
Umbral	2.5	0.079	
Umbral	2.51	0.078	
Umbral	2.52	0.078	
Umbral	2.53	0.078	
Umbral	2.54	0.078	
Umbral	2.55	0.077	
Umbral	2.56	0.077	
Umbral	2.57	0.077	
Umbral	2.58	0.076	
Umbral	2.59	0.076	
Umbral	2.6	0.076	
Umbral	2.61	0.075	
Umbral	2.62	0.075	
Umbral	2.63	0.075	
Umbral	2.64	0.075	
Umbral	2.65	0.074	
Umbral	2.66	0.074	
Umbral	2.67	0.074	
Umbral	2.68	0.073	
Umbral	2.69	0.073	
Umbral	2.7	0.073	
Umbral	2.71	0.073	
Umbral	2.72	0.072	
Umbral	2.73	0.072	
Umbral	2.74	0.072	
Umbral	2.75	0.072	
Umbral	2.76	0.071	
Umbral	2.77	0.071	
Umbral	2.78	0.071	
Umbral	2.79	0.071	
Umbral	2.8	0.07	
Umbral	2.81	0.07	
Umbral	2.82	0.07	
Umbral	2.83	0.07	
Umbral	2.84	0.069	
Umbral	2.85	0.069	
Umbral	2.86	0.069	
Umbral	2.87	0.069	
Umbral	2.88	0.068	
Umbral	2.89	0.068	
Umbral	2.9	0.068	
Umbral	2.91	0.068	
Umbral	2.92	0.067	
Umbral	2.93	0.067	
Umbral	2.94	0.067	
Umbral	2.95	0.067	
Umbral	2.96	0.067	
Umbral	2.97	0.066	
Umbral	2.98	0.066	
Umbral	2.99	0.066	
Umbral	3	0.066	
Umbral	3.01	0.065	

Name	Period sec	Acceleration	Damping %
Umbral	3.02	0.065	
Umbral	3.03	0.065	
Umbral	3.04	0.065	
Umbral	3.05	0.065	
Umbral	3.06	0.064	
Umbral	3.07	0.064	
Umbral	3.08	0.064	
Umbral	3.09	0.064	
Umbral	3.1	0.064	
Umbral	3.11	0.063	
Umbral	3.12	0.063	
Umbral	3.13	0.063	
Umbral	3.14	0.063	
Umbral	3.15	0.063	
Umbral	3.16	0.062	
Umbral	3.17	0.062	
Umbral	3.18	0.062	
Umbral	3.19	0.062	
Umbral	3.2	0.062	
Umbral	3.21	0.061	
Umbral	3.22	0.061	
Umbral	3.23	0.061	
Umbral	3.24	0.061	
Umbral	3.25	0.061	
Umbral	3.26	0.06	
Umbral	3.27	0.06	
Umbral	3.28	0.06	
Umbral	3.29	0.06	
Umbral	3.3	0.06	
Umbral	3.31	0.059	
Umbral	3.32	0.059	
Umbral	3.33	0.059	
Umbral	3.34	0.059	
Umbral	3.35	0.059	
Umbral	3.36	0.059	
Umbral	3.37	0.058	
Umbral	3.38	0.058	
Umbral	3.39	0.058	
Umbral	3.4	0.058	
Umbral	3.41	0.058	
Umbral	3.42	0.058	
Umbral	3.43	0.057	
Umbral	3.44	0.057	
Umbral	3.45	0.057	
Umbral	3.46	0.057	
Umbral	3.47	0.057	
Umbral	3.48	0.057	
Umbral	3.49	0.056	
Umbral	3.5	0.056	
Umbral	3.51	0.056	
Umbral	3.52	0.056	
Umbral	3.53	0.056	
Umbral	3.54	0.056	
Umbral	3.55	0.055	
Umbral	3.56	0.055	
Umbral	3.57	0.055	
Umbral	3.58	0.055	
Umbral	3.59	0.055	
Umbral	3.6	0.055	
Umbral	3.61	0.055	

Name	Period sec	Acceleration	Damping %
Umbral	3.62	0.054	
Umbral	3.63	0.054	
Umbral	3.64	0.054	
Umbral	3.65	0.054	
Umbral	3.66	0.054	
Umbral	3.67	0.054	
Umbral	3.68	0.053	
Umbral	3.69	0.053	
Umbral	3.7	0.053	
Umbral	3.71	0.053	
Umbral	3.72	0.053	
Umbral	3.73	0.053	
Umbral	3.74	0.053	
Umbral	3.75	0.053	
Umbral	3.76	0.052	
Umbral	3.77	0.052	
Umbral	3.78	0.052	
Umbral	3.79	0.052	
Umbral	3.8	0.052	
Umbral	3.81	0.052	
Umbral	3.82	0.052	
Umbral	3.83	0.051	
Umbral	3.84	0.051	
Umbral	3.85	0.051	
Umbral	3.86	0.051	
Umbral	3.87	0.051	
Umbral	3.88	0.051	
Umbral	3.89	0.051	
Umbral	3.9	0.05	
Umbral	3.91	0.05	
Umbral	3.92	0.05	
Umbral	3.93	0.05	
Umbral	3.94	0.05	
Umbral	3.95	0.05	
Umbral	3.96	0.05	
Umbral	3.97	0.05	
Umbral	3.98	0.049	
Umbral	3.99	0.049	
Umbral	4	0.049	
Umbral	4.01	0.049	
Umbral	4.02	0.049	
Umbral	4.03	0.049	
Umbral	4.04	0.049	
Umbral	4.05	0.049	
Umbral	4.06	0.048	
Umbral	4.07	0.048	
Umbral	4.08	0.048	
Umbral	4.09	0.048	
Umbral	4.1	0.048	
Umbral	4.11	0.048	
Umbral	4.12	0.048	
Umbral	4.13	0.048	
Umbral	4.14	0.048	
Umbral	4.15	0.047	
Umbral	4.16	0.047	
Umbral	4.17	0.047	
Umbral	4.18	0.047	
Umbral	4.19	0.047	
Umbral	4.2	0.047	
Umbral	4.21	0.047	

Name	Period sec	Acceleration	Damping %
Umbral	4.22	0.047	
Umbral	4.23	0.047	
Umbral	4.24	0.046	
Umbral	4.25	0.046	
Umbral	4.26	0.046	
Umbral	4.27	0.046	
Umbral	4.28	0.046	
Umbral	4.29	0.046	
Umbral	4.3	0.046	
Umbral	4.31	0.046	
Umbral	4.32	0.046	
Umbral	4.33	0.045	
Umbral	4.34	0.045	
Umbral	4.35	0.045	
Umbral	4.36	0.045	
Umbral	4.37	0.045	
Umbral	4.38	0.045	
Umbral	4.39	0.045	
Umbral	4.4	0.045	
Umbral	4.41	0.045	
Umbral	4.42	0.045	
Umbral	4.43	0.044	
Umbral	4.44	0.044	
Umbral	4.45	0.044	
Umbral	4.46	0.044	
Umbral	4.47	0.044	
Umbral	4.48	0.044	
Umbral	4.49	0.044	
Umbral	4.5	0.044	
Umbral	4.51	0.044	
Umbral	4.52	0.044	
Umbral	4.53	0.043	
Umbral	4.54	0.043	
Umbral	4.55	0.043	
Umbral	4.56	0.043	
Umbral	4.57	0.043	
Umbral	4.58	0.043	
Umbral	4.59	0.043	
Umbral	4.6	0.043	
Umbral	4.61	0.043	
Umbral	4.62	0.043	
Umbral	4.63	0.043	
Umbral	4.64	0.042	
Umbral	4.65	0.042	
Umbral	4.66	0.042	
Umbral	4.67	0.042	
Umbral	4.68	0.042	
Umbral	4.69	0.042	
Umbral	4.7	0.042	
Umbral	4.71	0.042	
Umbral	4.72	0.042	
Umbral	4.73	0.042	
Umbral	4.74	0.042	
Umbral	4.75	0.041	
Umbral	4.76	0.041	
Umbral	4.77	0.041	
Umbral	4.78	0.041	
Umbral	4.79	0.041	
Umbral	4.8	0.041	
Umbral	4.81	0.041	

Name	Period sec	Acceleration	Damping %
Umbral	4.82	0.041	
Umbral	4.83	0.041	
Umbral	4.84	0.041	
Umbral	4.85	0.041	
Umbral	4.86	0.041	
Umbral	4.87	0.04	
Umbral	4.88	0.04	
Umbral	4.89	0.04	
Umbral	4.9	0.04	
Umbral	4.91	0.04	
Umbral	4.92	0.04	
Umbral	4.93	0.04	
Umbral	4.94	0.04	
Umbral	4.95	0.04	
Umbral	4.96	0.04	
Umbral	4.97	0.04	
Umbral	4.98	0.04	
Umbral	4.99	0.039	
Umbral	5	0.039	
Umbral	5.01	0.039	
Umbral	5.02	0.039	
Umbral	5.03	0.039	
Umbral	5.04	0.039	
Umbral	5.05	0.039	
Umbral	5.06	0.039	
Umbral	5.07	0.039	
Umbral	5.08	0.039	
Umbral	5.09	0.039	
Umbral	5.1	0.039	
Umbral	5.11	0.039	
Umbral	5.12	0.038	
Umbral	5.13	0.038	
Umbral	5.14	0.038	
Umbral	5.15	0.038	
Umbral	5.16	0.038	
Umbral	5.17	0.038	
Umbral	5.18	0.038	
Umbral	5.19	0.038	
Umbral	5.2	0.038	
Umbral	5.21	0.038	
Umbral	5.22	0.038	
Umbral	5.23	0.038	
Umbral	5.24	0.038	
Umbral	5.25	0.038	
Umbral	5.26	0.037	
Umbral	5.27	0.037	
Umbral	5.28	0.037	
Umbral	5.29	0.037	
Umbral	5.3	0.037	
Umbral	5.31	0.037	
Umbral	5.32	0.037	
Umbral	5.33	0.037	
Umbral	5.34	0.037	
Umbral	5.35	0.037	
Umbral	5.36	0.037	
Umbral	5.37	0.037	
Umbral	5.38	0.037	
Umbral	5.39	0.037	
Umbral	5.4	0.036	
Umbral	5.41	0.036	

Name	Period sec	Acceleration	Damping %
Umbral	5.42	0.036	
Umbral	5.43	0.036	
Umbral	5.44	0.036	
Umbral	5.45	0.036	
Umbral	5.46	0.036	
Umbral	5.47	0.036	
Umbral	5.48	0.036	
Umbral	5.49	0.036	
Umbral	5.5	0.036	
Umbral	5.51	0.036	
Umbral	5.52	0.036	
Umbral	5.53	0.036	
Umbral	5.54	0.036	
Umbral	5.55	0.035	
Umbral	5.56	0.035	
Umbral	5.57	0.035	
Umbral	5.58	0.035	
Umbral	5.59	0.035	
Umbral	5.6	0.035	
Umbral	5.61	0.035	
Umbral	5.62	0.035	
Umbral	5.63	0.035	
Umbral	5.64	0.035	
Umbral	5.65	0.035	
Umbral	5.66	0.035	
Umbral	5.67	0.035	
Umbral	5.68	0.035	
Umbral	5.69	0.035	
Umbral	5.7	0.035	
Umbral	5.71	0.034	
Umbral	5.72	0.034	
Umbral	5.73	0.034	
Umbral	5.74	0.034	
Umbral	5.75	0.034	
Umbral	5.76	0.034	
Umbral	5.77	0.034	
Umbral	5.78	0.034	
Umbral	5.79	0.034	
Umbral	5.8	0.034	
Umbral	5.81	0.034	
Umbral	5.82	0.034	
Umbral	5.83	0.034	
Umbral	5.84	0.034	
Umbral	5.85	0.034	
Umbral	5.86	0.034	
Umbral	5.87	0.034	
Umbral	5.88	0.033	
Umbral	5.89	0.033	
Umbral	5.9	0.033	
Umbral	5.91	0.033	
Umbral	5.92	0.033	
Umbral	5.93	0.033	
Umbral	5.94	0.033	
Umbral	5.95	0.033	
Umbral	5.96	0.033	
Umbral	5.97	0.033	
Umbral	5.98	0.033	
Umbral	5.99	0.033	
Umbral	6	0.033	
Umbral	6.01	0.033	

Name	Period sec	Acceleration	Damping %
Umbral	6.02	0.033	
Umbral	6.03	0.033	
Umbral	6.04	0.033	
Umbral	6.05	0.033	
Umbral	6.06	0.032	
Umbral	6.07	0.032	
Umbral	6.08	0.032	
Umbral	6.09	0.032	
Umbral	6.1	0.032	
Umbral	6.11	0.032	
Umbral	6.12	0.032	
Umbral	6.13	0.032	
Umbral	6.14	0.032	
Umbral	6.15	0.032	
Umbral	6.16	0.032	
Umbral	6.17	0.032	
Umbral	6.18	0.032	
Umbral	6.19	0.032	
Umbral	6.2	0.032	
Umbral	6.21	0.032	
Umbral	6.22	0.032	
Umbral	6.23	0.032	
Umbral	6.24	0.032	
Umbral	6.25	0.032	
Umbral	6.26	0.031	
Umbral	6.27	0.031	
Umbral	6.28	0.031	
Umbral	6.29	0.031	
Umbral	6.3	0.031	
Umbral	6.31	0.031	
Umbral	6.32	0.031	
Umbral	6.33	0.031	
Umbral	6.34	0.031	
Umbral	6.35	0.031	
Umbral	6.36	0.031	
Umbral	6.37	0.031	
Umbral	6.38	0.031	
Umbral	6.39	0.031	
Umbral	6.4	0.031	
Umbral	6.41	0.031	
Umbral	6.42	0.031	
Umbral	6.43	0.031	
Umbral	6.44	0.031	
Umbral	6.45	0.031	
Umbral	6.46	0.03	
Umbral	6.47	0.03	
Umbral	6.48	0.03	
Umbral	6.49	0.03	
Umbral	6.5	0.03	
Umbral	6.51	0.03	
Umbral	6.52	0.03	
Umbral	6.53	0.03	
Umbral	6.54	0.03	
Umbral	6.55	0.03	
Umbral	6.56	0.03	
Umbral	6.57	0.03	
Umbral	6.58	0.03	
Umbral	6.59	0.03	
Umbral	6.6	0.03	
Umbral	6.61	0.03	

Name	Period sec	Acceleration	Damping %
Umbral	6.62	0.03	
Umbral	6.63	0.03	
Umbral	6.64	0.03	
Umbral	6.65	0.03	
Umbral	6.66	0.03	
Umbral	6.67	0.03	
Umbral	6.68	0.029	
Umbral	6.69	0.029	
Umbral	6.7	0.029	
Umbral	6.71	0.029	
Umbral	6.72	0.029	
Umbral	6.73	0.029	
Umbral	6.74	0.029	
Umbral	6.75	0.029	
Umbral	6.76	0.029	
Umbral	6.77	0.029	
Umbral	6.78	0.029	
Umbral	6.79	0.029	
Umbral	6.8	0.029	
Umbral	6.81	0.029	
Umbral	6.82	0.029	
Umbral	6.83	0.029	
Umbral	6.84	0.029	
Umbral	6.85	0.029	
Umbral	6.86	0.029	
Umbral	6.87	0.029	
Umbral	6.88	0.029	
Umbral	6.89	0.029	
Umbral	6.9	0.029	
Umbral	6.91	0.028	
Umbral	6.92	0.028	
Umbral	6.93	0.028	
Umbral	6.94	0.028	
Umbral	6.95	0.028	
Umbral	6.96	0.028	
Umbral	6.97	0.028	
Umbral	6.98	0.028	
Umbral	6.99	0.028	
Umbral	7	0.028	
Umbral	7.01	0.028	
Umbral	7.02	0.028	
Umbral	7.03	0.028	
Umbral	7.04	0.028	
Umbral	7.05	0.028	
Umbral	7.06	0.028	
Umbral	7.07	0.028	
Umbral	7.08	0.028	
Umbral	7.09	0.028	
Umbral	7.1	0.028	
Umbral	7.11	0.028	
Umbral	7.12	0.028	
Umbral	7.13	0.028	
Umbral	7.14	0.028	
Umbral	7.15	0.028	
Umbral	7.16	0.027	
Umbral	7.17	0.027	
Umbral	7.18	0.027	
Umbral	7.19	0.027	
Umbral	7.2	0.027	
Umbral	7.21	0.027	

Name	Period sec	Acceleration	Damping %
Umbral	7.22	0.027	
Umbral	7.23	0.027	
Umbral	7.24	0.027	
Umbral	7.25	0.027	
Umbral	7.26	0.027	
Umbral	7.27	0.027	
Umbral	7.28	0.027	
Umbral	7.29	0.027	
Umbral	7.3	0.027	
Umbral	7.31	0.027	
Umbral	7.32	0.027	
Umbral	7.33	0.027	
Umbral	7.34	0.027	
Umbral	7.35	0.027	
Umbral	7.36	0.027	
Umbral	7.37	0.027	
Umbral	7.38	0.027	
Umbral	7.39	0.027	
Umbral	7.4	0.027	
Umbral	7.41	0.027	
Umbral	7.42	0.027	
Umbral	7.43	0.026	
Umbral	7.44	0.026	
Umbral	7.45	0.026	
Umbral	7.46	0.026	
Umbral	7.47	0.026	
Umbral	7.48	0.026	
Umbral	7.49	0.026	
Umbral	7.5	0.026	

4.4 Load Cases

Table 4.5 - Load Cases - Summary

Name	Type
D	Linear Static
L	Linear Static
LR	Linear Static
EX	Response Spectrum
EY	Response Spectrum
DISX	Response Spectrum
DISY	Response Spectrum
W	Linear Static
G	Linear Static
DERUX	Response Spectrum
DERUY	Response Spectrum

4.5 Load Combinations

Table 4.6 - Load Combinations

Name	Load Case/Combo	Scale Factor	Type	Auto
COMB1	D	1.4	Linear Add	No
COMB2	D	1.2	Linear Add	No
COMB2	L	1.6		No
COMB2	LR	0.5		No
COMB3	D	1.2	Linear Add	No
COMB3	L	1		No
COMB3	LR	1.6		No
COMB4	D	1.2	Linear Add	No
COMB4	L	1		No

Name	Load Case/Combo	Scale Factor	Type	Auto
COMB4	LR	0.5		No
COMB5	D	1.2	Linear Add	No
COMB5	L	1		No
COMB5	DISX	1		No
COMB5	DISY	0.3		No
COMB6	D	1.2	Linear Add	No
COMB6	L	1		No
COMB6	DISY	1		No
COMB6	DISX	0.3		No
COMB7	D	0.9	Linear Add	No
COMB7	DISY	1		No
COMB7	DISX	0.3		No
COMB8	D	0.9	Linear Add	No
COMB8	DISY	0.3		No
COMB8	DISX	1		No
ENVE	COMB1	1	Envelope	No
ENVE	COMB2	1		No
ENVE	COMB3	1		No
ENVE	COMB4	1		No
ENVE	COMB5	1		No
ENVE	COMB6	1		No
ENVE	COMB7	1		No
ENVE	COMB8	1		No
CIM01	D	1	Linear Add	No
CIM02	D	1	Linear Add	No
CIM02	L	1		No
CIM03	D	1	Linear Add	No
CIM03	LR	1		No
CIM04	D	1	Linear Add	No
CIM04	L	0.75		No
CIM04	LR	0.75		No
CIM05	D	1	Linear Add	No
CIM05	DISX	0.7		No
CIM05	DISY	0.21		No
CIM06	D	1	Linear Add	No
CIM06	DISX	0.21		No
CIM06	DISY	0.7		No
CIM07	D	1	Linear Add	No
CIM07	DISX	0.53		No
CIM07	DISY	0.16		No
CIM07	L	0.75		No
CIM07	LR	0.75		No
CIM08	D	1	Linear Add	No
CIM08	DISX	0.16		No
CIM08	DISY	0.53		No
CIM08	L	0.75		No
CIM08	LR	0.75		No
DER01	D	1.4	Linear Add	No
DER02	D	1.2	Linear Add	No
DER02	L	1.6		No
DER02	LR	0.5		No
DER03	D	1.2	Linear Add	No
DER03	L	1		No
DER03	LR	1.6		No
DER04	D	1.2	Linear Add	No
DER04	L	1		No
DER04	LR	0.5		No
DER05	D	1.2	Linear Add	No
DER05	L	1		No
DER05	EX	1		No

Name	Load Case/Combo	Scale Factor	Type	Auto
DER06	D	1.2	Linear Add	No
DER06	L	1		No
DER06	EY	1		No
DER07	D	0.9	Linear Add	No
DER07	EX	1		No
DER08	D	0.9	Linear Add	No
DER08	EY	1		No
DERUD01	D	1.4	Linear Add	No
DERUD02	D	1.2	Linear Add	No
DERUD02	L	1.6		No
DERUD02	LR	0.5		No
DERUD03	D	1.2	Linear Add	No
DERUD03	L	1		No
DERUD03	LR	1.6		No
DERUD04	D	1.2	Linear Add	No
DERUD04	L	1		No
DERUD04	LR	0.5		No
DERUD05	D	1.2	Linear Add	No
DERUD05	L	1		No
DERUD05	DERUX	1		No
DERUD06	D	1.2	Linear Add	No
DERUD06	L	1		No
DERUD06	DERUY	1		No
DERUD07	D	0.9	Linear Add	No
DERUD07	DERUX	1		No
DERUD08	D	0.9	Linear Add	No
DERUD08	DERUY	1		No
CIM09	D	0.6	Linear Add	No
CIM09	DISX	0.7		No
CIM09	DISY	0.21		No
CIM10	D	0.6	Linear Add	No
CIM10	DISX	0.21		No
CIM10	DISY	0.7		No
CIM11	D	1	Linear Add	No
CIM11	G	1		No
CIM12	D	1	Linear Add	No
CIM12	G	0.75		No
CIM12	L	0.75		No
CIM13	D	1	Linear Add	No
CIM13	G	0.75		No
CIM13	L	0.75		No
CIM13	DISX	0.53		No
CIM13	DISY	0.16		No
CIM14	D	1	Linear Add	No
CIM14	G	0.75		No
CIM14	L	0.75		No
CIM14	DISX	0.16		No
CIM14	DISY	0.53		No
CIM15	D	0.6	Linear Add	No
COMB9	D	1.2	Linear Add	No
COMB9	L	1.6		No
COMB9	G	0.5		No
COMB10	D	1.2	Linear Add	No
COMB10	L	1		No
COMB10	G	1.6		No
COMB11	D	1.2	Linear Add	No
COMB11	L	1		No
COMB11	G	0.5		No
DER09	D	1.2	Linear Add	No
DER09	L	1.6		No

Name	Load Case/Combo	Scale Factor	Type	Auto
DER09	G	0.5		No
DERUD09	D	1.2	Linear Add	No
DERUD09	L	1.6		No
DERUD09	G	0.5		No
DER10	D	1.2	Linear Add	No
DER10	L	1		No
DER10	G	1.6		No
DERUD10	D	1.2	Linear Add	No
DERUD10	L	1		No
DERUD10	G	1.6		No
DER11	D	1.2	Linear Add	No
DER11	L	1		No
DER11	G	0.5		No
DERUD11	D	1.2	Linear Add	No
DERUD11	L	1		No
DERUD11	G	0.5		No

5 Analysis Results

This chapter provides analysis results.

5.1 Structure Results

Table 5.1 - Base Reactions

Load Case/Combo	FX kN	FY kN	FZ kN	MX kN-m	MY kN-m	MZ kN-m	X m	Y m	Z m
D	0	0	728.045	1341.3747	-5969.969	0	0	0	0
L	0	0	78.72	-94.7136	-645.504	0	0	0	0
LR	0	0	67.24	275.6862	-551.368	0	0	0	0
EX Max	510.6888	0	0	0	1664.6123	2767.2621	0	0	0
EY Max	0	511.3876	0	1666.5756	0	4193.3781	0	0	0
DISX Max	319.1805	0	0	0	1040.3827	1729.5388	0	0	0
DISY Max	0	319.6172	0	1041.6097	0	2620.8613	0	0	0
W	0	0	0	0	0	0	0	0	0
G	0	0	173.84	504.0155	-1425.488	0	0	0	0
DERUX Max	43.9891	0	0	0	143.3928	214.5102	0	0	0
DERUY Max	0	43.9887	0	143.3561	0	360.7075	0	0	0
COMB1	0	0	1019.263	1877.9246	-8357.9566	0	0	0	0
COMB2	0	0	1033.226	1595.951	-8472.4532	0	0	0	0
COMB3	0	0	1059.958	1956.0339	-8691.6556	0	0	0	0
COMB4	0	0	985.994	1652.7791	-8085.1508	0	0	0	0
COMB5 Max	319.1805	95.8852	952.374	1827.419	-6769.0841	2515.7972	0	0	0
COMB5 Min	-319.1805	-95.8852	952.374	1202.4531	-8849.8495	-2515.7972	0	0	0
COMB6 Max	95.7542	319.6172	952.374	2556.5458	-7497.352	3139.723	0	0	0
COMB6 Min	-95.7542	-319.6172	952.374	473.3263	-8121.5816	-3139.723	0	0	0
COMB7 Max	95.7542	319.6172	655.2405	2248.847	-5060.8573	3139.723	0	0	0
COMB7 Min	-95.7542	-319.6172	655.2405	165.6275	-5685.0869	-3139.723	0	0	0
COMB8 Max	319.1805	95.8852	655.2405	1519.7201	-4332.5894	2515.7972	0	0	0
COMB8 Min	-319.1805	-95.8852	655.2405	894.7543	-6413.3548	-2515.7972	0	0	0
ENVE Max	319.1805	319.6172	1059.958	2556.5458	-4332.5894	3139.723	0	0	0
ENVE Min	-319.1805	-319.6172	655.2405	165.6275	-8849.8495	-3139.723	0	0	0
CIM01	0	0	728.045	1341.3747	-5969.969	0	0	0	0
CIM02	0	0	806.765	1246.6611	-6615.473	0	0	0	0
CIM03	0	0	795.285	1617.0608	-6521.337	0	0	0	0
CIM04	0	0	837.515	1477.1041	-6867.623	0	0	0	0
CIM05 Max	223.4264	67.1196	728.045	1560.1127	-5241.7011	1761.0581	0	0	0
CIM05 Min	-223.4264	-67.1196	728.045	1122.6366	-6698.2369	-1761.0581	0	0	0
CIM06 Max	67.0279	223.7321	728.045	2070.5015	-5751.4886	2197.8061	0	0	0
CIM06 Min	-67.0279	-223.7321	728.045	612.2479	-6188.4494	-2197.8061	0	0	0
CIM07 Max	169.1657	51.1388	837.515	1643.7617	-6316.2202	1335.9934	0	0	0
CIM07 Min	-169.1657	-51.1388	837.515	1310.4466	-7419.0258	-1335.9934	0	0	0
CIM08 Max	51.0689	169.3971	837.515	2029.1573	-6701.1618	1665.7827	0	0	0
CIM08 Min	-51.0689	-169.3971	837.515	925.051	-7034.0842	-1665.7827	0	0	0
DER01	0	0	1019.263	1877.9246	-8357.9566	0	0	0	0
DER02	0	0	1033.226	1595.951	-8472.4532	0	0	0	0
DER03	0	0	1059.958	1956.0339	-8691.6556	0	0	0	0
DER04	0	0	985.994	1652.7791	-8085.1508	0	0	0	0
DER05 Max	510.6888	0	952.374	1514.9361	-6144.8545	2767.2621	0	0	0
DER05 Min	-510.6888	0	952.374	1514.9361	-9474.0791	-2767.2621	0	0	0
DER06 Max	0	511.3876	952.374	3181.5116	-7809.4668	4193.3781	0	0	0
DER06 Min	0	-511.3876	952.374	-151.6395	-7809.4668	-4193.3781	0	0	0
DER07 Max	510.6888	0	655.2405	1207.2372	-3708.3598	2767.2621	0	0	0
DER07 Min	-510.6888	0	655.2405	1207.2372	-7037.5844	-2767.2621	0	0	0
DER08 Max	0	511.3876	655.2405	2873.8128	-5372.9721	4193.3781	0	0	0
DER08 Min	0	-511.3876	655.2405	-459.3384	-5372.9721	-4193.3781	0	0	0
DERUD01	0	0	1019.263	1877.9246	-8357.9566	0	0	0	0
DERUD02	0	0	1033.226	1595.951	-8472.4532	0	0	0	0
DERUD03	0	0	1059.958	1956.0339	-8691.6556	0	0	0	0
DERUD04	0	0	985.994	1652.7791	-8085.1508	0	0	0	0
DERUD05 Max	43.9891	0	952.374	1514.9361	-7666.074	214.5102	0	0	0

Load Case/Combo	FX kN	FY kN	FZ kN	MX kN-m	MY kN-m	MZ kN-m	X m	Y m	Z m
DERUD05 Min	-43.9891	0	952.374	1514.9361	-7952.8596	-214.5102	0	0	0
DERUD06 Max	0	43.9887	952.374	1658.2922	-7809.4668	360.7075	0	0	0
DERUD06 Min	0	-43.9887	952.374	1371.58	-7809.4668	-360.7075	0	0	0
DERUD07 Max	43.9891	0	655.2405	1207.2372	-5229.5793	214.5102	0	0	0
DERUD07 Min	-43.9891	0	655.2405	1207.2372	-5516.3649	-214.5102	0	0	0
DERUD08 Max	0	43.9887	655.2405	1350.5933	-5372.9721	360.7075	0	0	0
DERUD08 Min	0	-43.9887	655.2405	1063.8811	-5372.9721	-360.7075	0	0	0
CIM09 Max	223.4264	67.1196	436.827	1023.5629	-2853.7135	1761.0581	0	0	0
CIM09 Min	-223.4264	-67.1196	436.827	586.0868	-4310.2493	-1761.0581	0	0	0
CIM10 Max	67.0279	223.7321	436.827	1533.9516	-3363.501	2197.8061	0	0	0
CIM10 Min	-67.0279	-223.7321	436.827	75.698	-3800.4618	-2197.8061	0	0	0
CIM11	0	0	901.885	1845.3902	-7395.457	0	0	0	0
CIM12	0	0	917.465	1648.3512	-7523.213	0	0	0	0
CIM13 Max	169.1657	51.1388	917.465	1815.0087	-6971.8102	1335.9934	0	0	0
CIM13 Min	-169.1657	-51.1388	917.465	1481.6936	-8074.6158	-1335.9934	0	0	0
CIM14 Max	51.0689	169.3971	917.465	2200.4043	-7356.7518	1665.7827	0	0	0
CIM14 Min	-51.0689	-169.3971	917.465	1096.298	-7689.6742	-1665.7827	0	0	0
CIM15	0	0	436.827	804.8248	-3581.9814	0	0	0	0
COMB9	0	0	1086.526	1710.1157	-8909.5132	0	0	0	0
COMB10	0	0	1230.518	2321.3609	-10090.2476	0	0	0	0
COMB11	0	0	1039.294	1766.9438	-8522.2108	0	0	0	0
DER09	0	0	1086.526	1710.1157	-8909.5132	0	0	0	0
DERUD09	0	0	1086.526	1710.1157	-8909.5132	0	0	0	0
DER10	0	0	1230.518	2321.3609	-10090.2476	0	0	0	0
DERUD10	0	0	1230.518	2321.3609	-10090.2476	0	0	0	0
DER11	0	0	1039.294	1766.9438	-8522.2108	0	0	0	0
DERUD11	0	0	1039.294	1766.9438	-8522.2108	0	0	0	0

Table 5.2 - Centers of Mass and Rigidity

Story	Diaphragm	Mass X kg	Mass Y kg	XCM m	YCM m	Cumulative X kg	Cumulative Y kg	XCCM m	YCCM m	XCR m	YCR m
N1	D1	53530.33	53530.33	8.2	-0.6702	53530.33	53530.33	8.2	-0.6702	8.2	3.2395

Table 5.3 - Diaphragm Center of Mass Displacements

Story	Diaphragm	Load Case/Combo	UX mm	UY mm	RZ rad	Point	X m	Y m	Z m
N1	D1	D	0	-1.2	0	1	8.2	-0.6702	3.25
N1	D1	L	0	-0.4	0	1	8.2	-0.6702	3.25
N1	D1	LR	0	0.005971	0	1	8.2	-0.6702	3.25
N1	D1	EX Max	8.7	0	0.000688	1	8.2	-0.6702	3.25
N1	D1	EY Max	0	6.7	0	1	8.2	-0.6702	3.25
N1	D1	DISX Max	5.4	0	0.00043	1	8.2	-0.6702	3.25
N1	D1	DISY Max	0	4.2	0	1	8.2	-0.6702	3.25
N1	D1	W	0	0	0	1	8.2	-0.6702	3.25
N1	D1	G	0	-0.2	0	1	8.2	-0.6702	3.25
N1	D1	DERUX Max	0.8	0	5.9E-05	1	8.2	-0.6702	3.25
N1	D1	DERUY Max	0	0.6	0	1	8.2	-0.6702	3.25
N1	D1	COMB1	0	-1.7	0	1	8.2	-0.6702	3.25
N1	D1	COMB2	0	-2	0	1	8.2	-0.6702	3.25
N1	D1	COMB3	0	-1.8	0	1	8.2	-0.6702	3.25
N1	D1	COMB4	0	-1.8	0	1	8.2	-0.6702	3.25
N1	D1	COMB5 Max	5.4	-0.5	0.00043	1	8.2	-0.6702	3.25
N1	D1	COMB5 Min	-5.4	-3.1	-0.00043	1	8.2	-0.6702	3.25
N1	D1	COMB6 Max	1.6	2.4	0.000129	1	8.2	-0.6702	3.25
N1	D1	COMB6 Min	-1.6	-6	-0.000129	1	8.2	-0.6702	3.25
N1	D1	COMB7 Max	1.6	3.1	0.000129	1	8.2	-0.6702	3.25
N1	D1	COMB7 Min	-1.6	-5.3	-0.000129	1	8.2	-0.6702	3.25
N1	D1	COMB8 Max	5.4	0.2	0.00043	1	8.2	-0.6702	3.25

Story	Diaphragm	Load Case/Combo	UX mm	UY mm	RZ rad	Point	X m	Y m	Z m
N1	D1	COMB8 Min	-5.4	-2.3	-0.00043	1	8.2	-0.6702	3.25
N1	D1	ENVE Max	5.4	3.1	0.00043	1	8.2	-0.6702	3.25
N1	D1	ENVE Min	-5.4	-6	-0.00043	1	8.2	-0.6702	3.25
N1	D1	CIM01	0	-1.2	0	1	8.2	-0.6702	3.25
N1	D1	CIM02	0	-1.6	0	1	8.2	-0.6702	3.25
N1	D1	CIM03	0	-1.2	0	1	8.2	-0.6702	3.25
N1	D1	CIM04	0	-1.5	0	1	8.2	-0.6702	3.25
N1	D1	CIM05 Max	3.8	-0.3	0.000301	1	8.2	-0.6702	3.25
N1	D1	CIM05 Min	-3.8	-2.1	-0.000301	1	8.2	-0.6702	3.25
N1	D1	CIM06 Max	1.1	1.7	9E-05	1	8.2	-0.6702	3.25
N1	D1	CIM06 Min	-1.1	-4.1	-9E-05	1	8.2	-0.6702	3.25
N1	D1	CIM07 Max	2.9	-0.8	0.000228	1	8.2	-0.6702	3.25
N1	D1	CIM07 Min	-2.9	-2.1	-0.000228	1	8.2	-0.6702	3.25
N1	D1	CIM08 Max	0.9	0.8	6.9E-05	1	8.2	-0.6702	3.25
N1	D1	CIM08 Min	-0.9	-3.7	-6.9E-05	1	8.2	-0.6702	3.25
N1	D1	DER01	0	-1.7	0	1	8.2	-0.6702	3.25
N1	D1	DER02	0	-2	0	1	8.2	-0.6702	3.25
N1	D1	DER03	0	-1.8	0	1	8.2	-0.6702	3.25
N1	D1	DER04	0	-1.8	0	1	8.2	-0.6702	3.25
N1	D1	DER05 Max	8.7	-1.8	0.000688	1	8.2	-0.6702	3.25
N1	D1	DER05 Min	-8.7	-1.8	-0.000688	1	8.2	-0.6702	3.25
N1	D1	DER06 Max	0	4.9	0	1	8.2	-0.6702	3.25
N1	D1	DER06 Min	0	-8.5	0	1	8.2	-0.6702	3.25
N1	D1	DER07 Max	8.7	-1.1	0.000688	1	8.2	-0.6702	3.25
N1	D1	DER07 Min	-8.7	-1.1	-0.000688	1	8.2	-0.6702	3.25
N1	D1	DER08 Max	0	5.6	0	1	8.2	-0.6702	3.25
N1	D1	DER08 Min	0	-7.8	0	1	8.2	-0.6702	3.25
N1	D1	DERUD01	0	-1.7	0	1	8.2	-0.6702	3.25
N1	D1	DERUD02	0	-2	0	1	8.2	-0.6702	3.25
N1	D1	DERUD03	0	-1.8	0	1	8.2	-0.6702	3.25
N1	D1	DERUD04	0	-1.8	0	1	8.2	-0.6702	3.25
N1	D1	DERUD05 Max	0.8	-1.8	5.9E-05	1	8.2	-0.6702	3.25
N1	D1	DERUD05 Min	-0.8	-1.8	-5.9E-05	1	8.2	-0.6702	3.25
N1	D1	DERUD06 Max	0	-1.2	0	1	8.2	-0.6702	3.25
N1	D1	DERUD06 Min	0	-2.4	0	1	8.2	-0.6702	3.25
N1	D1	DERUD07 Max	0.8	-1.1	5.9E-05	1	8.2	-0.6702	3.25
N1	D1	DERUD07 Min	-0.8	-1.1	-5.9E-05	1	8.2	-0.6702	3.25
N1	D1	DERUD08 Max	0	-0.5	0	1	8.2	-0.6702	3.25
N1	D1	DERUD08 Min	0	-1.7	0	1	8.2	-0.6702	3.25
N1	D1	CIM09 Max	3.8	0.2	0.000301	1	8.2	-0.6702	3.25
N1	D1	CIM09 Min	-3.8	-1.6	-0.000301	1	8.2	-0.6702	3.25
N1	D1	CIM10 Max	1.1	2.2	9E-05	1	8.2	-0.6702	3.25
N1	D1	CIM10 Min	-1.1	-3.7	-9E-05	1	8.2	-0.6702	3.25
N1	D1	CIM11	0	-1.4	0	1	8.2	-0.6702	3.25
N1	D1	CIM12	0	-1.6	0	1	8.2	-0.6702	3.25
N1	D1	CIM13 Max	2.9	-0.9	0.000228	1	8.2	-0.6702	3.25
N1	D1	CIM13 Min	-2.9	-2.3	-0.000228	1	8.2	-0.6702	3.25
N1	D1	CIM14 Max	0.9	0.6	6.9E-05	1	8.2	-0.6702	3.25
N1	D1	CIM14 Min	-0.9	-3.8	-6.9E-05	1	8.2	-0.6702	3.25
N1	D1	CIM15	0	-0.7	0	1	8.2	-0.6702	3.25
N1	D1	COMB9	0	-2.1	0	1	8.2	-0.6702	3.25
N1	D1	COMB10	0	-2.1	0	1	8.2	-0.6702	3.25
N1	D1	COMB11	0	-1.9	0	1	8.2	-0.6702	3.25
N1	D1	DER09	0	-2.1	0	1	8.2	-0.6702	3.25
N1	D1	DERUD09	0	-2.1	0	1	8.2	-0.6702	3.25
N1	D1	DER10	0	-2.1	0	1	8.2	-0.6702	3.25
N1	D1	DERUD10	0	-2.1	0	1	8.2	-0.6702	3.25
N1	D1	DER11	0	-1.9	0	1	8.2	-0.6702	3.25
N1	D1	DERUD11	0	-1.9	0	1	8.2	-0.6702	3.25

5.2 Story Results

Table 5.4 - Story Max/Avg Displacements

Story	Load Case/Combo	Direction	Maximum mm	Average mm	Ratio
N1	D	Y	1.2	1.2	1
N1	L	Y	0.4	0.4	1
N1	LR	Y	0.005971	0.005971	1
N1	EX Max	X	8.3	8.3	1
N1	EX Max	Y	5.6	2.8	2
N1	EY Max	Y	6.7	6.7	1
N1	DISX Max	X	5.2	5.2	1
N1	DISX Max	Y	3.5	1.8	2
N1	DISY Max	Y	4.2	4.2	1
N1	G	Y	0.2	0.2	1
N1	DERUX Max	X	0.7	0.7	1
N1	DERUX Max	Y	0.5	0.2	2
N1	DERUY Max	Y	0.6	0.6	1
N1	COMB1	Y	1.7	1.7	1
N1	COMB2	Y	2	2	1
N1	COMB3	Y	1.8	1.8	1
N1	COMB4	Y	1.8	1.8	1
N1	COMB5 Max	X	5.2	5.2	1
N1	COMB5 Max	Y	3	1.2	2.452
N1	COMB5 Min	X	5.2	5.2	1
N1	COMB5 Min	Y	6.6	4.8	1.365
N1	COMB6 Max	X	1.6	1.6	1
N1	COMB6 Max	Y	3.4	2.9	1.181
N1	COMB6 Min	X	1.6	1.6	1
N1	COMB6 Min	Y	7.1	6.5	1.081
N1	COMB7 Max	X	1.6	1.6	1
N1	COMB7 Max	Y	4.2	3.6	1.145
N1	COMB7 Min	X	1.6	1.6	1
N1	COMB7 Min	Y	6.3	5.8	1.091
N1	COMB8 Max	X	5.2	5.2	1
N1	COMB8 Max	Y	3.7	1.9	1.907
N1	COMB8 Min	X	5.2	5.2	1
N1	COMB8 Min	Y	5.9	4.1	1.43
N1	ENVE Max	X	5.2	5.2	1
N1	ENVE Max	Y	4.2	3.6	1.145
N1	ENVE Min	X	5.2	5.2	1
N1	ENVE Min	Y	7.1	6.5	1.081
N1	CIM01	Y	1.2	1.2	1
N1	CIM02	Y	1.6	1.6	1
N1	CIM03	Y	1.2	1.2	1
N1	CIM04	Y	1.5	1.5	1
N1	CIM05 Max	X	3.6	3.6	1
N1	CIM05 Max	Y	2.2	0.9	2.347
N1	CIM05 Min	X	3.6	3.6	1
N1	CIM05 Min	Y	4.6	3.3	1.372
N1	CIM06 Max	X	1.1	1.1	1
N1	CIM06 Max	Y	2.5	2.1	1.176
N1	CIM06 Min	X	1.1	1.1	1
N1	CIM06 Min	Y	4.9	4.5	1.082
N1	CIM07 Max	X	2.8	2.8	1
N1	CIM07 Min	X	2.8	2.8	1
N1	CIM07 Min	Y	4	3.1	1.304
N1	CIM08 Max	X	0.8	0.8	1
N1	CIM08 Max	Y	1.3	1	1.272
N1	CIM08 Min	X	0.8	0.8	1
N1	CIM08 Min	Y	4.3	4	1.071
N1	DER01	Y	1.7	1.7	1

Story	Load Case/Combo	Direction	Maximum mm	Average mm	Ratio
N1	DER02	Y	2	2	1
N1	DER03	Y	1.8	1.8	1
N1	DER04	Y	1.8	1.8	1
N1	DER05 Max	X	8.3	8.3	1
N1	DER05 Max	Y	3.8	1	3.785
N1	DER05 Min	X	8.3	8.3	1
N1	DER05 Min	Y	7.5	4.6	1.609
N1	DER06 Max	Y	4.9	4.9	1
N1	DER06 Min	Y	8.5	8.5	1
N1	DER07 Max	X	8.3	8.3	1
N1	DER07 Max	Y	4.6	1.7	2.62
N1	DER07 Min	X	8.3	8.3	1
N1	DER07 Min	Y	6.7	3.9	1.723
N1	DER08 Max	Y	5.6	5.6	1
N1	DER08 Min	Y	7.8	7.8	1
N1	DERUD01	Y	1.7	1.7	1
N1	DERUD02	Y	2	2	1
N1	DERUD03	Y	1.8	1.8	1
N1	DERUD04	Y	1.8	1.8	1
N1	DERUD05 Max	X	0.7	0.7	1
N1	DERUD05 Max	Y	1.8	1.6	1.154
N1	DERUD05 Min	X	0.7	0.7	1
N1	DERUD05 Min	Y	2.3	2.1	1.118
N1	DERUD06 Max	Y	1.2	1.2	1
N1	DERUD06 Min	Y	2.4	2.4	1
N1	DERUD07 Max	X	0.7	0.7	1
N1	DERUD07 Max	Y	1.1	0.8	1.289
N1	DERUD07 Min	X	0.7	0.7	1
N1	DERUD07 Min	Y	1.6	1.3	1.183
N1	DERUD08 Max	Y	0.5	0.5	1
N1	DERUD08 Min	Y	1.7	1.7	1
N1	CIM09 Max	X	3.6	3.6	1
N1	CIM09 Max	Y	2.6	1.4	1.884
N1	CIM09 Min	X	3.6	3.6	1
N1	CIM09 Min	Y	4.1	2.8	1.435
N1	CIM10 Max	X	1.1	1.1	1
N1	CIM10 Max	Y	3	2.6	1.143
N1	CIM10 Min	X	1.1	1.1	1
N1	CIM10 Min	Y	4.4	4	1.092
N1	CIM11	Y	1.4	1.4	1
N1	CIM12	Y	1.6	1.6	1
N1	CIM13 Max	X	2.8	2.8	1
N1	CIM13 Min	X	2.8	2.8	1
N1	CIM13 Min	Y	4.1	3.2	1.291
N1	CIM14 Max	X	0.8	0.8	1
N1	CIM14 Max	Y	1.2	0.9	1.313
N1	CIM14 Min	X	0.8	0.8	1
N1	CIM14 Min	Y	4.4	4.1	1.069
N1	CIM15	Y	0.7	0.7	1
N1	COMB9	Y	2.1	2.1	1
N1	COMB10	Y	2.1	2.1	1
N1	COMB11	Y	1.9	1.9	1
N1	DER09	Y	2.1	2.1	1
N1	DERUD09	Y	2.1	2.1	1
N1	DER10	Y	2.1	2.1	1
N1	DERUD10	Y	2.1	2.1	1
N1	DER11	Y	1.9	1.9	1
N1	DERUD11	Y	1.9	1.9	1

Table 5.5 - Story Drifts

Story	Load Case/Combo	Direction	Drift	Label	X m	Y m	Z m
N1	D	Y	0.000369	4	8.2	8.2	3.25
N1	L	Y	0.000114	5	16.4	0	3.25
N1	LR	Y	3E-06	4	8.2	8.2	3.25
N1	EX Max	X	0.002561	5	16.4	0	3.25
N1	EX Max	Y	0.001736	5	16.4	0	3.25
N1	EY Max	Y	0.002067	5	16.4	0	3.25
N1	DISX Max	X	0.001601	5	16.4	0	3.25
N1	DISX Max	Y	0.001085	5	16.4	0	3.25
N1	DISY Max	Y	0.001292	5	16.4	0	3.25
N1	G	Y	6.1E-05	4	8.2	8.2	3.25
N1	DERUX Max	X	0.000226	5	16.4	0	3.25
N1	DERUX Max	Y	0.000149	5	16.4	0	3.25
N1	DERUY Max	Y	0.000178	5	16.4	0	3.25
N1	COMB1	Y	0.000517	4	8.2	8.2	3.25
N1	COMB2	Y	0.000624	5	16.4	0	3.25
N1	COMB3	Y	0.000558	4	8.2	8.2	3.25
N1	COMB4	Y	0.000556	5	16.4	0	3.25
N1	COMB5 Max	X	0.001601	5	16.4	0	3.25
N1	COMB5 Max	Y	0.000916	5	16.4	0	3.25
N1	COMB5 Min	X	0.001601	5	16.4	0	3.25
N1	COMB5 Min	Y	0.002029	5	16.4	0	3.25
N1	COMB6 Max	X	0.00048	5	16.4	0	3.25
N1	COMB6 Max	Y	0.001061	5	16.4	0	3.25
N1	COMB6 Min	X	0.00048	5	16.4	0	3.25
N1	COMB6 Min	Y	0.002174	5	16.4	0	3.25
N1	COMB7 Max	X	0.00048	5	16.4	0	3.25
N1	COMB7 Max	Y	0.001285	5	16.4	0	3.25
N1	COMB7 Min	X	0.00048	5	16.4	0	3.25
N1	COMB7 Min	Y	0.00195	5	16.4	0	3.25
N1	COMB8 Max	X	0.001601	5	16.4	0	3.25
N1	COMB8 Max	Y	0.001141	5	16.4	0	3.25
N1	COMB8 Min	X	0.001601	5	16.4	0	3.25
N1	COMB8 Min	Y	0.001805	5	16.4	0	3.25
N1	ENVE Max	X	0.001601	5	16.4	0	3.25
N1	ENVE Max	Y	0.001285	5	16.4	0	3.25
N1	ENVE Min	X	0.001601	5	16.4	0	3.25
N1	ENVE Min	Y	0.002174	5	16.4	0	3.25
N1	CIM01	Y	0.000369	4	8.2	8.2	3.25
N1	CIM02	Y	0.000483	5	16.4	0	3.25
N1	CIM03	Y	0.000372	4	8.2	8.2	3.25
N1	CIM04	Y	0.000454	4	8.2	8.2	3.25
N1	CIM05 Max	X	0.001121	5	16.4	0	3.25
N1	CIM05 Max	Y	0.000662	5	16.4	0	3.25
N1	CIM05 Min	X	0.001121	5	16.4	0	3.25
N1	CIM05 Min	Y	0.0014	5	16.4	0	3.25
N1	CIM06 Max	X	0.000336	5	16.4	0	3.25
N1	CIM06 Max	Y	0.000763	5	16.4	0	3.25
N1	CIM06 Min	X	0.000336	5	16.4	0	3.25
N1	CIM06 Min	Y	0.001501	5	16.4	0	3.25
N1	CIM07 Max	X	0.000848	5	16.4	0	3.25
N1	CIM07 Min	X	0.000848	5	16.4	0	3.25
N1	CIM07 Min	Y	0.001235	5	16.4	0	3.25
N1	CIM08 Max	X	0.000256	5	16.4	0	3.25
N1	CIM08 Max	Y	0.000406	5	16.4	0	3.25
N1	CIM08 Min	X	0.000256	5	16.4	0	3.25
N1	CIM08 Min	Y	0.001311	5	16.4	0	3.25
N1	DER01	Y	0.000517	4	8.2	8.2	3.25
N1	DER02	Y	0.000624	5	16.4	0	3.25
N1	DER03	Y	0.000558	4	8.2	8.2	3.25
N1	DER04	Y	0.000556	5	16.4	0	3.25

Story	Load Case/Combo	Direction	Drift	Label	X m	Y m	Z m
N1	DER05 Max	X	0.002561	5	16.4	0	3.25
N1	DER05 Max	Y	0.00118	5	16.4	0	3.25
N1	DER05 Min	X	0.002561	5	16.4	0	3.25
N1	DER05 Min	Y	0.002293	5	16.4	0	3.25
N1	DER06 Max	Y	0.001511	5	16.4	0	3.25
N1	DER06 Min	Y	0.002624	5	16.4	0	3.25
N1	DER07 Max	X	0.002561	5	16.4	0	3.25
N1	DER07 Max	Y	0.001404	5	16.4	0	3.25
N1	DER07 Min	X	0.002561	5	16.4	0	3.25
N1	DER07 Min	Y	0.002069	5	16.4	0	3.25
N1	DER08 Max	Y	0.001735	5	16.4	0	3.25
N1	DER08 Min	Y	0.002399	5	16.4	0	3.25
N1	DERUD01	Y	0.000517	4	8.2	8.2	3.25
N1	DERUD02	Y	0.000624	5	16.4	0	3.25
N1	DERUD03	Y	0.000558	4	8.2	8.2	3.25
N1	DERUD04	Y	0.000556	5	16.4	0	3.25
N1	DERUD05 Max	X	0.000226	5	16.4	0	3.25
N1	DERUD05 Max	Y	0.000556	3	8.2	0	3.25
N1	DERUD05 Min	X	0.000226	5	16.4	0	3.25
N1	DERUD05 Min	Y	0.000705	5	16.4	0	3.25
N1	DERUD06 Max	Y	0.000379	5	16.4	0	3.25
N1	DERUD06 Min	Y	0.000734	5	16.4	0	3.25
N1	DERUD07 Max	X	0.000226	5	16.4	0	3.25
N1	DERUD07 Max	Y	0.000332	4	8.2	8.2	3.25
N1	DERUD07 Min	X	0.000226	5	16.4	0	3.25
N1	DERUD07 Min	Y	0.000481	5	16.4	0	3.25
N1	DERUD08 Max	Y	0.000156	6	16.4	8.2	3.25
N1	DERUD08 Min	Y	0.00051	5	16.4	0	3.25
N1	CIM09 Max	X	0.001121	5	16.4	0	3.25
N1	CIM09 Max	Y	0.00081	5	16.4	0	3.25
N1	CIM09 Min	X	0.001121	5	16.4	0	3.25
N1	CIM09 Min	Y	0.001252	5	16.4	0	3.25
N1	CIM10 Max	X	0.000336	5	16.4	0	3.25
N1	CIM10 Max	Y	0.000911	5	16.4	0	3.25
N1	CIM10 Min	X	0.000336	5	16.4	0	3.25
N1	CIM10 Min	Y	0.001354	5	16.4	0	3.25
N1	CIM11	Y	0.00043	4	8.2	8.2	3.25
N1	CIM12	Y	0.000497	4	8.2	8.2	3.25
N1	CIM13 Max	X	0.000848	5	16.4	0	3.25
N1	CIM13 Min	X	0.000848	5	16.4	0	3.25
N1	CIM13 Min	Y	0.001276	5	16.4	0	3.25
N1	CIM14 Max	X	0.000256	5	16.4	0	3.25
N1	CIM14 Max	Y	0.000364	5	16.4	0	3.25
N1	CIM14 Min	X	0.000256	5	16.4	0	3.25
N1	CIM14 Min	Y	0.001352	5	16.4	0	3.25
N1	CIM15	Y	0.000222	4	8.2	8.2	3.25
N1	COMB9	Y	0.000651	5	16.4	0	3.25
N1	COMB10	Y	0.000651	4	8.2	8.2	3.25
N1	COMB11	Y	0.000583	4	8.2	8.2	3.25
N1	DER09	Y	0.000651	5	16.4	0	3.25
N1	DERUD09	Y	0.000651	5	16.4	0	3.25
N1	DER10	Y	0.000651	4	8.2	8.2	3.25
N1	DERUD10	Y	0.000651	4	8.2	8.2	3.25
N1	DER11	Y	0.000583	4	8.2	8.2	3.25
N1	DERUD11	Y	0.000583	4	8.2	8.2	3.25

Table 5.6 - Story Max/Avg Drifts

Story	Load Case/Combo	Direction	Max Drift mm	Avg Drift mm	Ratio

Story	Load Case/Combo	Direction	Max Drift mm	Avg Drift mm	Ratio
N1	D	Y	1.2	1.2	1.002
N1	L	Y	0.4	0.4	1.018
N1	LR	Y	0.01026	0.002142	4.787
N1	EX Max	X	8.3	6.5	1.288
N1	EX Max	Y	5.6	2.8	2
N1	EY Max	Y	6.7	6.7	1.008
N1	DISX Max	X	5.2	4	1.288
N1	DISX Max	Y	3.5	1.8	2
N1	DISY Max	Y	4.2	4.2	1.008
N1	G	Y	0.2	0.2	1.07
N1	DERUX Max	X	0.7	0.5	1.337
N1	DERUX Max	Y	0.5	0.2	2
N1	DERUY Max	Y	0.6	0.6	1.008
N1	COMB1	Y	1.7	1.7	1.002
N1	COMB2	Y	2	2	1.005
N1	COMB3	Y	1.8	1.8	1.004
N1	COMB4	Y	1.8	1.8	1.003
N1	COMB5 Max	X	5.2	4	1.291
N1	COMB5 Max	Y	3	1.2	2.452
N1	COMB5 Min	X	5.2	4	1.291
N1	COMB5 Min	Y	6.6	4.8	1.368
N1	COMB6 Max	X	1.6	1.2	1.297
N1	COMB6 Max	Y	3.4	2.9	1.186
N1	COMB6 Min	X	1.6	1.2	1.297
N1	COMB6 Min	Y	7.1	6.5	1.085
N1	COMB7 Max	X	1.6	1.2	1.294
N1	COMB7 Max	Y	4.2	3.6	1.151
N1	COMB7 Min	X	1.6	1.2	1.294
N1	COMB7 Min	Y	6.3	5.8	1.094
N1	COMB8 Max	X	5.2	4	1.29
N1	COMB8 Max	Y	3.7	1.9	1.913
N1	COMB8 Min	X	5.2	4	1.29
N1	COMB8 Min	Y	5.9	4.1	1.432
N1	ENVE Max	X	5.2	4	1.29
N1	ENVE Max	Y	4.2	3.6	1.151
N1	ENVE Min	X	5.2	4	1.29
N1	ENVE Min	Y	7.1	6.5	1.085
N1	CIM01	Y	1.2	1.2	1.002
N1	CIM02	Y	1.6	1.6	1.005
N1	CIM03	Y	1.2	1.2	1.007
N1	CIM04	Y	1.5	1.5	1.003
N1	CIM05 Max	X	3.6	2.8	1.291
N1	CIM05 Max	Y	2.2	0.9	2.357
N1	CIM05 Min	X	3.6	2.8	1.291
N1	CIM05 Min	Y	4.6	3.3	1.374
N1	CIM06 Max	X	1.1	0.8	1.298
N1	CIM06 Max	Y	2.5	2.1	1.183
N1	CIM06 Min	X	1.1	0.8	1.298
N1	CIM06 Min	Y	4.9	4.5	1.085
N1	CIM07 Max	X	2.8	2.1	1.292
N1	CIM07 Min	X	2.8	2.1	1.292
N1	CIM07 Min	Y	4	3.1	1.304
N1	CIM08 Max	X	0.8	0.6	1.302
N1	CIM08 Max	Y	1.3	1	1.286
N1	CIM08 Min	X	0.8	0.6	1.302
N1	CIM08 Min	Y	4.3	4	1.073
N1	DER01	Y	1.7	1.7	1.002
N1	DER02	Y	2	2	1.005
N1	DER03	Y	1.8	1.8	1.004

Story	Load Case/Combo	Direction	Max Drift mm	Avg Drift mm	Ratio
N1	DER04	Y	1.8	1.8	1.003
N1	DER05 Max	X	8.3	6.5	1.289
N1	DER05 Max	Y	3.8	1	3.785
N1	DER05 Min	X	8.3	6.5	1.289
N1	DER05 Min	Y	7.5	4.6	1.612
N1	DER06 Max	Y	4.9	4.9	1.009
N1	DER06 Min	Y	8.5	8.5	1.007
N1	DER07 Max	X	8.3	6.5	1.289
N1	DER07 Max	Y	4.6	1.7	2.62
N1	DER07 Min	X	8.3	6.5	1.289
N1	DER07 Min	Y	6.7	3.9	1.723
N1	DER08 Max	Y	5.6	5.6	1.009
N1	DER08 Min	Y	7.8	7.7	1.007
N1	DERUD01	Y	1.7	1.7	1.002
N1	DERUD02	Y	2	2	1.005
N1	DERUD03	Y	1.8	1.8	1.004
N1	DERUD04	Y	1.8	1.8	1.003
N1	DERUD05 Max	X	0.7	0.5	1.361
N1	DERUD05 Max	Y	1.8	1.6	1.158
N1	DERUD05 Min	X	0.7	0.5	1.361
N1	DERUD05 Min	Y	2.3	2	1.121
N1	DERUD06 Max	Y	1.2	1.2	1.003
N1	DERUD06 Min	Y	2.4	2.4	1.006
N1	DERUD07 Max	X	0.7	0.5	1.354
N1	DERUD07 Max	Y	1.1	0.8	1.289
N1	DERUD07 Min	X	0.7	0.5	1.354
N1	DERUD07 Min	Y	1.6	1.3	1.183
N1	DERUD08 Max	Y	0.5	0.5	1.005
N1	DERUD08 Min	Y	1.7	1.7	1.004
N1	CIM09 Max	X	3.6	2.8	1.29
N1	CIM09 Max	Y	2.6	1.4	1.889
N1	CIM09 Min	X	3.6	2.8	1.29
N1	CIM09 Min	Y	4.1	2.8	1.437
N1	CIM10 Max	X	1.1	0.8	1.293
N1	CIM10 Max	Y	3	2.6	1.148
N1	CIM10 Min	X	1.1	0.8	1.293
N1	CIM10 Min	Y	4.4	4	1.095
N1	CIM11	Y	1.4	1.4	1.01
N1	CIM12	Y	1.6	1.6	1.004
N1	CIM13 Max	X	2.8	2.1	1.292
N1	CIM13 Min	X	2.8	2.1	1.292
N1	CIM13 Min	Y	4.1	3.2	1.291
N1	CIM14 Max	X	0.8	0.6	1.302
N1	CIM14 Max	Y	1.2	0.9	1.334
N1	CIM14 Min	X	0.8	0.6	1.302
N1	CIM14 Min	Y	4.4	4.1	1.07
N1	CIM15	Y	0.7	0.7	1.002
N1	COMB9	Y	2.1	2.1	1.004
N1	COMB10	Y	2.1	2.1	1.007
N1	COMB11	Y	1.9	1.9	1.003
N1	DER09	Y	2.1	2.1	1.004
N1	DERUD09	Y	2.1	2.1	1.004
N1	DER10	Y	2.1	2.1	1.007
N1	DERUD10	Y	2.1	2.1	1.007
N1	DER11	Y	1.9	1.9	1.003
N1	DERUD11	Y	1.9	1.9	1.003

Table 5.7 - Story Forces

Story	Load Case/Combo	Location	P kN	VX kN	VY kN	T kN-m	MX kN-m	MY kN-m
N1	D	Top	635.0125	0	0	0	960.7585	-5207.1021
N1	D	Bottom	728.045	0	0	0	1341.3747	-5969.969
N1	L	Top	78.72	0	0	0	-94.464	-645.504
N1	L	Bottom	78.72	0	0	0	-94.7136	-645.504
N1	LR	Top	67.24	0	0	0	275.684	-551.368
N1	LR	Bottom	67.24	0	0	0	275.6862	-551.368
N1	EX Max	Top	0	510.6888	0	2767.2621	0	0.0003
N1	EX Max	Bottom	0	510.6888	0	2767.2621	0	1664.6123
N1	EY Max	Top	0	0	511.3876	4193.3781	0.0001	0
N1	EY Max	Bottom	0	0	511.3876	4193.3781	1666.5756	0
N1	DISX Max	Top	0	319.1805	0	1729.5388	0	0.0002
N1	DISX Max	Bottom	0	319.1805	0	1729.5388	0	1040.3827
N1	DISY Max	Top	0	0	319.6172	2620.8613	0.0001	0
N1	DISY Max	Bottom	0	0	319.6172	2620.8613	1041.6097	0
N1	W	Top	0	0	0	0	0	0
N1	W	Bottom	0	0	0	0	0	0
N1	G	Top	173.84	0	0	0	504.136	-1425.488
N1	G	Bottom	173.84	0	0	0	504.0155	-1425.488
N1	DERUX Max	Top	0	43.9891	0	214.5102	0	2.297E-05
N1	DERUX Max	Bottom	0	43.9891	0	214.5102	0	143.3928
N1	DERUY Max	Top	0	0	43.9887	360.7075	9.343E-06	0
N1	DERUY Max	Bottom	0	0	43.9887	360.7075	143.3561	0
N1	COMB1	Top	889.0174	0	0	0	1345.0619	-7289.9429
N1	COMB1	Bottom	1019.263	0	0	0	1877.9246	-8357.9566
N1	COMB2	Top	921.5869	0	0	0	1139.6098	-7557.0129
N1	COMB2	Bottom	1033.226	0	0	0	1595.951	-8472.4532
N1	COMB3	Top	948.3189	0	0	0	1499.5406	-7776.2153
N1	COMB3	Bottom	1059.958	0	0	0	1956.0339	-8691.6556
N1	COMB4	Top	874.3549	0	0	0	1196.2882	-7169.7105
N1	COMB4	Bottom	985.994	0	0	0	1652.7791	-8085.1508
N1	COMB5 Max	Top	840.7349	319.1805	95.8852	2515.7972	1058.4462	-6894.0263
N1	COMB5 Max	Bottom	952.374	319.1805	95.8852	2515.7972	1827.419	-6769.0841
N1	COMB5 Min	Top	840.7349	-319.1805	-95.8852	-2515.7972	1058.4462	-6894.0267
N1	COMB5 Min	Bottom	952.374	-319.1805	-95.8852	-2515.7972	1202.4531	-8849.8495
N1	COMB6 Max	Top	840.7349	95.7542	319.6172	3139.723	1058.4463	-6894.0265
N1	COMB6 Max	Bottom	952.374	95.7542	319.6172	3139.723	2556.5458	-7497.352
N1	COMB6 Min	Top	840.7349	-95.7542	-319.6172	-3139.723	1058.4462	-6894.0266
N1	COMB6 Min	Bottom	952.374	-95.7542	-319.6172	-3139.723	473.3263	-8121.5816
N1	COMB7 Max	Top	571.5112	95.7542	319.6172	3139.723	864.6827	-4686.3918
N1	COMB7 Max	Bottom	655.2405	95.7542	319.6172	3139.723	2248.847	-5060.8573
N1	COMB7 Min	Top	571.5112	-95.7542	-319.6172	-3139.723	864.6826	-4686.3919
N1	COMB7 Min	Bottom	655.2405	-95.7542	-319.6172	-3139.723	165.6275	-5685.0869
N1	COMB8 Max	Top	571.5112	319.1805	95.8852	2515.7972	864.6827	-4686.3917
N1	COMB8 Max	Bottom	655.2405	319.1805	95.8852	2515.7972	1519.7201	-4332.5894
N1	COMB8 Min	Top	571.5112	-319.1805	-95.8852	-2515.7972	864.6826	-4686.392
N1	COMB8 Min	Bottom	655.2405	-319.1805	-95.8852	-2515.7972	894.7543	-6413.3548
N1	ENVE Max	Top	948.3189	319.1805	319.6172	3139.723	1499.5406	-4686.3917
N1	ENVE Max	Bottom	1059.958	319.1805	319.6172	3139.723	2556.5458	-4332.5894
N1	ENVE Min	Top	571.5112	-319.1805	-319.6172	-3139.723	864.6826	-7776.2153
N1	ENVE Min	Bottom	655.2405	-319.1805	-319.6172	-3139.723	165.6275	-8849.8495
N1	CIM01	Top	635.0125	0	0	0	960.7585	-5207.1021
N1	CIM01	Bottom	728.045	0	0	0	1341.3747	-5969.969
N1	CIM02	Top	713.7325	0	0	0	866.2945	-5852.6061
N1	CIM02	Bottom	806.765	0	0	0	1246.6611	-6615.473
N1	CIM03	Top	702.2525	0	0	0	1236.4425	-5758.4701
N1	CIM03	Bottom	795.285	0	0	0	1617.0608	-6521.337
N1	CIM04	Top	744.4825	0	0	0	1096.6735	-6104.7561
N1	CIM04	Bottom	837.515	0	0	0	1477.1041	-6867.623
N1	CIM05 Max	Top	635.0125	223.4264	67.1196	1761.0581	960.7585	-5207.102
N1	CIM05 Max	Bottom	728.045	223.4264	67.1196	1761.0581	1560.1127	-5241.7011

Story	Load Case/Combo	Location	P kN	VX kN	VY kN	T kN-m	MX kN-m	MY kN-m
N1	CIM05 Min	Top	635.0125	-223.4264	-67.1196	-1761.0581	960.7585	-5207.1022
N1	CIM05 Min	Bottom	728.045	-223.4264	-67.1196	-1761.0581	1122.6366	-6698.2369
N1	CIM06 Max	Top	635.0125	67.0279	223.7321	2197.8061	960.7585	-5207.1021
N1	CIM06 Max	Bottom	728.045	67.0279	223.7321	2197.8061	2070.5015	-5751.4886
N1	CIM06 Min	Top	635.0125	-67.0279	-223.7321	-2197.8061	960.7584	-5207.1021
N1	CIM06 Min	Bottom	728.045	-67.0279	-223.7321	-2197.8061	612.2479	-6188.4494
N1	CIM07 Max	Top	744.4825	169.1657	51.1388	1335.9934	1096.6735	-6104.756
N1	CIM07 Max	Bottom	837.515	169.1657	51.1388	1335.9934	1643.7617	-6316.2202
N1	CIM07 Min	Top	744.4825	-169.1657	-51.1388	-1335.9934	1096.6735	-6104.7562
N1	CIM07 Min	Bottom	837.515	-169.1657	-51.1388	-1335.9934	1310.4466	-7419.0258
N1	CIM08 Max	Top	744.4825	51.0689	169.3971	1665.7827	1096.6735	-6104.7561
N1	CIM08 Max	Bottom	837.515	51.0689	169.3971	1665.7827	2029.1573	-6701.1618
N1	CIM08 Min	Top	744.4825	-51.0689	-169.3971	-1665.7827	1096.6735	-6104.7561
N1	CIM08 Min	Bottom	837.515	-51.0689	-169.3971	-1665.7827	925.051	-7034.0842
N1	DER01	Top	889.0174	0	0	0	1345.0619	-7289.9429
N1	DER01	Bottom	1019.263	0	0	0	1877.9246	-8357.9566
N1	DER02	Top	921.5869	0	0	0	1139.6098	-7557.0129
N1	DER02	Bottom	1033.226	0	0	0	1595.951	-8472.4532
N1	DER03	Top	948.3189	0	0	0	1499.5406	-7776.2153
N1	DER03	Bottom	1059.958	0	0	0	1956.0339	-8691.6556
N1	DER04	Top	874.3549	0	0	0	1196.2882	-7169.7105
N1	DER04	Bottom	985.994	0	0	0	1652.7791	-8085.1508
N1	DER05 Max	Top	840.7349	510.6888	0	2767.2621	1058.4462	-6894.0262
N1	DER05 Max	Bottom	952.374	510.6888	0	2767.2621	1514.9361	-6144.8545
N1	DER05 Min	Top	840.7349	-510.6888	0	-2767.2621	1058.4462	-6894.0268
N1	DER05 Min	Bottom	952.374	-510.6888	0	-2767.2621	1514.9361	-9474.0791
N1	DER06 Max	Top	840.7349	0	511.3876	4193.3781	1058.4463	-6894.0265
N1	DER06 Max	Bottom	952.374	0	511.3876	4193.3781	3181.5116	-7809.4668
N1	DER06 Min	Top	840.7349	0	-511.3876	-4193.3781	1058.4461	-6894.0265
N1	DER06 Min	Bottom	952.374	0	-511.3876	-4193.3781	-151.6395	-7809.4668
N1	DER07 Max	Top	571.5112	510.6888	0	2767.2621	864.6826	-4686.3916
N1	DER07 Max	Bottom	655.2405	510.6888	0	2767.2621	1207.2372	-3708.3598
N1	DER07 Min	Top	571.5112	-510.6888	0	-2767.2621	864.6826	-4686.3921
N1	DER07 Min	Bottom	655.2405	-510.6888	0	-2767.2621	1207.2372	-7037.5844
N1	DER08 Max	Top	571.5112	0	511.3876	4193.3781	864.6827	-4686.3919
N1	DER08 Max	Bottom	655.2405	0	511.3876	4193.3781	2873.8128	-5372.9721
N1	DER08 Min	Top	571.5112	0	-511.3876	-4193.3781	864.6825	-4686.3919
N1	DER08 Min	Bottom	655.2405	0	-511.3876	-4193.3781	-459.3384	-5372.9721
N1	DERUD01	Top	889.0174	0	0	0	1345.0619	-7289.9429
N1	DERUD01	Bottom	1019.263	0	0	0	1877.9246	-8357.9566
N1	DERUD02	Top	921.5869	0	0	0	1139.6098	-7557.0129
N1	DERUD02	Bottom	1033.226	0	0	0	1595.951	-8472.4532
N1	DERUD03	Top	948.3189	0	0	0	1499.5406	-7776.2153
N1	DERUD03	Bottom	1059.958	0	0	0	1956.0339	-8691.6556
N1	DERUD04	Top	874.3549	0	0	0	1196.2882	-7169.7105
N1	DERUD04	Bottom	985.994	0	0	0	1652.7791	-8085.1508
N1	DERUD05 Max	Top	840.7349	43.9891	0	214.5102	1058.4462	-6894.0265
N1	DERUD05 Max	Bottom	952.374	43.9891	0	214.5102	1514.9361	-7666.074
N1	DERUD05 Min	Top	840.7349	-43.9891	0	-214.5102	1058.4462	-6894.0265
N1	DERUD05 Min	Bottom	952.374	-43.9891	0	-214.5102	1514.9361	-7952.8596
N1	DERUD06 Max	Top	840.7349	0	43.9887	360.7075	1058.4462	-6894.0265
N1	DERUD06 Max	Bottom	952.374	0	43.9887	360.7075	1658.2922	-7809.4668
N1	DERUD06 Min	Top	840.7349	0	-43.9887	-360.7075	1058.4462	-6894.0265
N1	DERUD06 Min	Bottom	952.374	0	-43.9887	-360.7075	1371.58	-7809.4668
N1	DERUD07 Max	Top	571.5112	43.9891	0	214.5102	864.6826	-4686.3919
N1	DERUD07 Max	Bottom	655.2405	43.9891	0	214.5102	1207.2372	-5229.5793
N1	DERUD07 Min	Top	571.5112	-43.9891	0	-214.5102	864.6826	-4686.3919
N1	DERUD07 Min	Bottom	655.2405	-43.9891	0	-214.5102	1207.2372	-5516.3649
N1	DERUD08 Max	Top	571.5112	0	43.9887	360.7075	864.6826	-4686.3919
N1	DERUD08 Max	Bottom	655.2405	0	43.9887	360.7075	1350.5933	-5372.9721

Story	Load Case/Combo	Location	P kN	VX kN	VY kN	T kN-m	MX kN-m	MY kN-m
N1	DERUD08 Min	Top	571.5112	0	-43.9887	-360.7075	864.6826	-4686.3919
N1	DERUD08 Min	Bottom	655.2405	0	-43.9887	-360.7075	1063.8811	-5372.9721
N1	CIM09 Max	Top	381.0075	223.4264	67.1196	1761.0581	576.4551	-3124.2611
N1	CIM09 Max	Bottom	436.827	223.4264	67.1196	1761.0581	1023.5629	-2853.7135
N1	CIM09 Min	Top	381.0075	-223.4264	-67.1196	-1761.0581	576.4551	-3124.2614
N1	CIM09 Min	Bottom	436.827	-223.4264	-67.1196	-1761.0581	586.0868	-4310.2493
N1	CIM10 Max	Top	381.0075	67.0279	223.7321	2197.8061	576.4551	-3124.2612
N1	CIM10 Max	Bottom	436.827	67.0279	223.7321	2197.8061	1533.9516	-3363.501
N1	CIM10 Min	Top	381.0075	-67.0279	-223.7321	-2197.8061	576.455	-3124.2613
N1	CIM10 Min	Bottom	436.827	-67.0279	-223.7321	-2197.8061	75.698	-3800.4618
N1	CIM11	Top	808.8525	0	0	0	1464.8945	-6632.5901
N1	CIM11	Bottom	901.885	0	0	0	1845.3902	-7395.457
N1	CIM12	Top	824.4325	0	0	0	1268.0125	-6760.3461
N1	CIM12	Bottom	917.465	0	0	0	1648.3512	-7523.213
N1	CIM13 Max	Top	824.4325	169.1657	51.1388	1335.9934	1268.0125	-6760.346
N1	CIM13 Max	Bottom	917.465	169.1657	51.1388	1335.9934	1815.0087	-6971.8102
N1	CIM13 Min	Top	824.4325	-169.1657	-51.1388	-1335.9934	1268.0125	-6760.3462
N1	CIM13 Min	Bottom	917.465	-169.1657	-51.1388	-1335.9934	1481.6936	-8074.6158
N1	CIM14 Max	Top	824.4325	51.0689	169.3971	1665.7827	1268.0126	-6760.3461
N1	CIM14 Max	Bottom	917.465	51.0689	169.3971	1665.7827	2200.4043	-7356.7518
N1	CIM14 Min	Top	824.4325	-51.0689	-169.3971	-1665.7827	1268.0125	-6760.3461
N1	CIM14 Min	Bottom	917.465	-51.0689	-169.3971	-1665.7827	1096.298	-7689.6742
N1	CIM15	Top	381.0075	0	0	0	576.4551	-3124.2613
N1	CIM15	Bottom	436.827	0	0	0	804.8248	-3581.9814
N1	COMB9	Top	974.8869	0	0	0	1253.8359	-7994.0729
N1	COMB9	Bottom	1086.526	0	0	0	1710.1157	-8909.5132
N1	COMB10	Top	1118.8789	0	0	0	1865.0638	-9174.8073
N1	COMB10	Bottom	1230.518	0	0	0	2321.3609	-10090.2476
N1	COMB11	Top	927.6549	0	0	0	1310.5142	-7606.7705
N1	COMB11	Bottom	1039.294	0	0	0	1766.9438	-8522.2108
N1	DER09	Top	974.8869	0	0	0	1253.8359	-7994.0729
N1	DER09	Bottom	1086.526	0	0	0	1710.1157	-8909.5132
N1	DERUD09	Top	974.8869	0	0	0	1253.8359	-7994.0729
N1	DERUD09	Bottom	1086.526	0	0	0	1710.1157	-8909.5132
N1	DER10	Top	1118.8789	0	0	0	1865.0638	-9174.8073
N1	DER10	Bottom	1230.518	0	0	0	2321.3609	-10090.2476
N1	DERUD10	Top	1118.8789	0	0	0	1865.0638	-9174.8073
N1	DERUD10	Bottom	1230.518	0	0	0	2321.3609	-10090.2476
N1	DER11	Top	927.6549	0	0	0	1310.5142	-7606.7705
N1	DER11	Bottom	1039.294	0	0	0	1766.9438	-8522.2108
N1	DERUD11	Top	927.6549	0	0	0	1310.5142	-7606.7705
N1	DERUD11	Bottom	1039.294	0	0	0	1766.9438	-8522.2108

5.3 Point Results

Table 5.8 - Joint Reactions

Story	Joint Label	Unique Name	Load Case/Combo	FX kN	FY kN	FZ kN	MX kN-m	MY kN-m	MZ kN-m
Base	1	13	D	28.6236	7.2566	143.1019	-24.3934	30.1743	0
Base	1	13	L	6.0507	-2.8773	19.8525	-2.1173	6.3785	0
Base	1	13	LR	-0.0642	4.556	8.3177	-4.7195	-0.0676	0
Base	1	13	EX Max	109.0868	76.2141	16.6968	159.1007	231.1746	10.9745
Base	1	13	EY Max	0.0001	85.5623	23.0919	183.9687	0.0001	0
Base	1	13	DISX Max	68.1792	47.6338	10.4355	99.438	144.4842	6.859
Base	1	13	DISY Max	4.044E-05	53.4764	14.4324	114.9804	4.263E-05	0
Base	1	13	W	0	0	0	0	0	0
Base	1	13	G	2.897	7.6734	26.5617	-10.4977	3.054	0
Base	1	13	DERUX Max	9.6307	6.5473	1.3195	13.6508	20.402	0.9404
Base	1	13	DERUY Max	2.76E-06	7.3599	1.9863	15.8247	2.909E-06	0
Base	1	13	COMB1	40.0731	10.1593	200.3426	-34.1507	42.2441	0

Story	Joint Label	Unique Name	Load Case/Combo	FX kN	FY kN	FZ kN	MX kN-m	MY kN-m	MZ kN-m
Base	1	13	COMB2	43.9974	6.3822	207.6452	-35.0195	46.381	0
Base	1	13	COMB3	40.2964	13.1202	204.8832	-38.9405	42.4795	0
Base	1	13	COMB4	40.367	8.1086	195.7337	-33.7491	42.5539	0
Base	1	13	COMB5 Max	108.5783	69.5074	206.34	102.5427	187.0719	6.859
Base	1	13	COMB5 Min	-27.7802	-57.8462	176.8096	-165.3214	-101.8964	-6.859
Base	1	13	COMB6 Max	60.8529	73.5972	209.1379	113.4225	85.933	2.0577
Base	1	13	COMB6 Min	19.9453	-61.936	174.0118	-176.2012	-0.7576	-2.0577
Base	1	13	COMB7 Max	46.2151	74.2976	146.3548	122.8578	70.5022	2.0577
Base	1	13	COMB7 Min	5.3075	-61.2356	111.2286	-166.7658	-16.1884	-2.0577
Base	1	13	COMB8 Max	93.9405	70.2077	143.5569	111.9781	171.6411	6.859
Base	1	13	COMB8 Min	-42.418	-57.1458	114.0265	-155.8861	-117.3273	-6.859
Base	1	13	ENVE Max	108.5783	74.2976	209.1379	122.8578	187.0719	6.859
Base	1	13	ENVE Min	-42.418	-61.936	111.2286	-176.2012	-117.3273	-6.859
Base	1	13	CIM01	28.6236	7.2566	143.1019	-24.3934	30.1743	0
Base	1	13	CIM02	34.6743	4.3793	162.9544	-26.5107	36.5529	0
Base	1	13	CIM03	28.5595	11.8126	151.4196	-29.1129	30.1067	0
Base	1	13	CIM04	33.1135	8.5156	164.2296	-29.521	34.9075	0
Base	1	13	CIM05 Max	76.3491	51.8304	153.4375	69.3591	131.3132	4.8013
Base	1	13	CIM05 Min	-19.1018	-37.3171	132.7662	-118.1458	-70.9646	-4.8013
Base	1	13	CIM06 Max	42.9413	54.6932	155.396	76.9749	60.516	1.4404
Base	1	13	CIM06 Min	14.306	-40.18	130.8077	-125.7616	-0.1674	-1.4404
Base	1	13	CIM07 Max	69.2485	42.3178	172.0696	41.578	111.4841	3.6353
Base	1	13	CIM07 Min	-3.0214	-25.2865	156.3896	-100.62	-41.6691	-3.6353
Base	1	13	CIM08 Max	44.0222	44.4796	173.5484	47.3287	58.025	1.0974
Base	1	13	CIM08 Min	22.2048	-27.4483	154.9107	-106.3707	11.79	-1.0974
Base	1	13	DER01	40.0731	10.1593	200.3426	-34.1507	42.2441	0
Base	1	13	DER02	43.9974	6.3822	207.6452	-35.0195	46.381	0
Base	1	13	DER03	40.2964	13.1202	204.8832	-38.9405	42.4795	0
Base	1	13	DER04	40.367	8.1086	195.7337	-33.7491	42.5539	0
Base	1	13	DER05 Max	149.4858	82.0448	208.2716	127.7114	273.7624	10.9745
Base	1	13	DER05 Min	-68.6877	-70.3835	174.878	-190.4901	-188.5869	-10.9745
Base	1	13	DER06 Max	40.3991	91.3929	214.6667	152.5793	42.5878	0
Base	1	13	DER06 Min	40.399	-79.7317	168.483	-215.358	42.5876	0
Base	1	13	DER07 Max	134.848	82.7451	145.4885	137.1467	258.3315	10.9745
Base	1	13	DER07 Min	-83.3255	-69.6832	112.0949	-181.0547	-204.0177	-10.9745
Base	1	13	DER08 Max	25.7613	92.0933	151.8836	162.0147	27.157	0
Base	1	13	DER08 Min	25.7612	-79.0313	105.6998	-205.9227	27.1568	0
Base	1	13	DERUD01	40.0731	10.1593	200.3426	-34.1507	42.2441	0
Base	1	13	DERUD02	43.9974	6.3822	207.6452	-35.0195	46.381	0
Base	1	13	DERUD03	40.2964	13.1202	204.8832	-38.9405	42.4795	0
Base	1	13	DERUD04	40.367	8.1086	195.7337	-33.7491	42.5539	0
Base	1	13	DERUD05 Max	50.0298	12.378	192.8943	-17.7386	62.9897	0.9404
Base	1	13	DERUD05 Min	30.7683	-0.7167	190.2553	-45.0401	22.1857	-0.9404
Base	1	13	DERUD06 Max	40.3991	13.1905	193.5611	-15.5647	42.5877	0
Base	1	13	DERUD06 Min	40.3991	-1.5293	189.5885	-47.214	42.5877	0
Base	1	13	DERUD07 Max	35.392	13.0783	130.1112	-8.3033	47.5589	0.9404
Base	1	13	DERUD07 Min	16.1305	-0.0164	127.4722	-35.6048	6.7549	-0.9404
Base	1	13	DERUD08 Max	25.7613	13.8909	130.778	-6.1293	27.1569	0
Base	1	13	DERUD08 Min	25.7613	-0.829	126.8054	-37.7787	27.1569	0
Base	1	13	CIM09 Max	64.8996	48.9277	96.1968	79.1164	119.2435	4.8013
Base	1	13	CIM09 Min	-30.5513	-40.2198	75.5255	-108.3885	-83.0343	-4.8013
Base	1	13	CIM10 Max	31.4918	51.7906	98.1553	86.7323	48.4463	1.4404
Base	1	13	CIM10 Min	2.8565	-43.0826	73.567	-116.0043	-12.2371	-1.4404
Base	1	13	CIM11	31.5207	14.93	169.6636	-34.891	33.2283	0
Base	1	13	CIM12	35.3344	10.8536	177.9126	-33.8546	37.2487	0
Base	1	13	CIM13 Max	71.4694	44.6558	185.7526	37.2444	113.8253	3.6353
Base	1	13	CIM13 Min	-0.8005	-22.9485	170.0726	-104.9536	-39.3279	-3.6353
Base	1	13	CIM14 Max	46.2431	46.8176	187.2314	42.9951	60.3662	1.0974
Base	1	13	CIM14 Min	24.4257	-25.1103	168.5937	-110.7043	14.1312	-1.0974
Base	1	13	CIM15	17.1742	4.354	85.8611	-14.636	18.1046	0

Story	Joint Label	Unique Name	Load Case/Combo	FX kN	FY kN	FZ kN	MX kN-m	MY kN-m	MZ kN-m
Base	1	13	COMB9	45.478	7.9409	216.7672	-37.9086	47.9418	0
Base	1	13	COMB10	45.0343	18.108	234.0736	-48.1856	47.4741	0
Base	1	13	COMB11	41.8476	9.6673	204.8557	-36.6382	44.1147	0
Base	1	13	DER09	45.478	7.9409	216.7672	-37.9086	47.9418	0
Base	1	13	DERUD09	45.478	7.9409	216.7672	-37.9086	47.9418	0
Base	1	13	DER10	45.0343	18.108	234.0736	-48.1856	47.4741	0
Base	1	13	DERUD10	45.0343	18.108	234.0736	-48.1856	47.4741	0
Base	1	13	DER11	41.8476	9.6673	204.8557	-36.6382	44.1147	0
Base	1	13	DERUD11	41.8476	9.6673	204.8557	-36.6382	44.1147	0
Base	2	15	D	6.9411	1.5486	50.6706	-18.3	7.0968	0.032
Base	2	15	L	0.1429	5.61	-2.2426	-10.8858	0.1413	0.0001
Base	2	15	LR	0.012	-4.504	8.4287	4.6938	0.0147	0.0101
Base	2	15	EX Max	56.3062	72.4284	24.7848	153.9163	123.5358	10.4999
Base	2	15	EY Max	0.0442	84.7964	23.1006	181.5623	0.0997	0.083
Base	2	15	DISX Max	35.1914	45.2678	15.4905	96.1977	77.2099	6.5624
Base	2	15	DISY Max	0.0276	52.9978	14.4379	113.4764	0.0623	0.0519
Base	2	15	W	0	0	0	0	0	0
Base	2	15	G	0.0954	-6.203	15.7362	3.9447	0.1	0.0203
Base	2	15	DERUX Max	4.4299	6.2056	2.1952	13.1899	9.7448	0.9074
Base	2	15	DERUY Max	0.0038	7.294	1.9871	15.6177	0.0086	0.0071
Base	2	15	COMB1	9.7176	2.1681	70.9388	-25.62	9.9355	0.0448
Base	2	15	COMB2	8.5639	8.5824	61.4309	-37.0304	8.7496	0.0437
Base	2	15	COMB3	8.4914	0.262	72.0481	-25.3357	8.6809	0.0547
Base	2	15	COMB4	8.4782	5.2164	62.7765	-30.4989	8.6648	0.0436
Base	2	15	COMB5 Max	43.6719	68.6355	78.384	97.3948	85.886	6.6165
Base	2	15	COMB5 Min	-26.7274	-53.6987	38.7402	-163.0864	-68.5711	-6.5395
Base	2	15	COMB6 Max	19.0573	74.0465	77.6472	109.4899	31.8827	2.0591
Base	2	15	COMB6 Min	-2.1128	-59.1097	39.477	-175.1816	-14.5678	-1.9821
Base	2	15	COMB7 Max	16.832	67.9719	64.6886	125.8657	29.6124	2.0494
Base	2	15	COMB7 Min	-4.338	-65.1843	26.5185	-158.8058	-16.8382	-1.9918
Base	2	15	COMB8 Max	41.4467	62.5609	65.4254	113.7706	83.6157	6.6068
Base	2	15	COMB8 Min	-28.9527	-59.7733	25.7817	-146.7106	-70.8415	-6.5492
Base	2	15	ENVE Max	43.6719	74.0465	78.384	125.8657	85.886	6.6165
Base	2	15	ENVE Min	-28.9527	-65.1843	25.7817	-175.1816	-70.8415	-6.5492
Base	2	15	CIM01	6.9411	1.5486	50.6706	-18.3	7.0968	0.032
Base	2	15	CIM02	7.084	7.1586	48.428	-29.1858	7.2381	0.0321
Base	2	15	CIM03	6.9531	-2.9554	59.0993	-13.6062	7.1115	0.0421
Base	2	15	CIM04	7.0573	2.3781	55.3102	-22.944	7.2138	0.0397
Base	2	15	CIM05 Max	31.5809	44.3656	64.5459	72.8684	61.1568	4.6366
Base	2	15	CIM05 Min	-17.6986	-41.2683	36.7953	-109.4684	-46.9632	-4.5726
Base	2	15	CIM06 Max	14.3506	48.1533	64.0301	81.335	23.3545	1.4464
Base	2	15	CIM06 Min	-0.4684	-45.056	37.3111	-117.935	-9.1609	-1.3825
Base	2	15	CIM07 Max	25.7131	34.8497	65.8302	46.197	48.145	3.5261
Base	2	15	CIM07 Min	-11.5986	-30.0934	44.7902	-92.085	-33.7174	-3.4467
Base	2	15	CIM08 Max	12.7025	37.7098	65.4408	52.5901	19.6004	1.1172
Base	2	15	CIM08 Min	1.412	-32.9535	45.1796	-98.4782	-5.1728	-1.0378
Base	2	15	DER01	9.7176	2.1681	70.9388	-25.62	9.9355	0.0448
Base	2	15	DER02	8.5639	8.5824	61.4309	-37.0304	8.7496	0.0437
Base	2	15	DER03	8.4914	0.262	72.0481	-25.3357	8.6809	0.0547
Base	2	15	DER04	8.4782	5.2164	62.7765	-30.4989	8.6648	0.0436
Base	2	15	DER05 Max	64.7784	79.8968	83.3469	121.0704	132.1933	10.5384
Base	2	15	DER05 Min	-47.834	-64.9601	33.7773	-186.7621	-114.8784	-10.4614
Base	2	15	DER06 Max	8.5164	92.2648	81.6627	148.7165	8.7571	0.1215
Base	2	15	DER06 Min	8.428	-77.328	35.4615	-214.4082	8.5578	-0.0445
Base	2	15	DER07 Max	62.5532	73.8222	70.3883	137.4463	129.9229	10.5287
Base	2	15	DER07 Min	-50.0592	-71.0347	20.8187	-170.3863	-117.1487	-10.4711
Base	2	15	DER08 Max	6.2912	86.1902	68.7042	165.0923	6.4868	0.1118
Base	2	15	DER08 Min	6.2028	-83.4026	22.5029	-198.0323	6.2874	-0.0543
Base	2	15	DERUD01	9.7176	2.1681	70.9388	-25.62	9.9355	0.0448
Base	2	15	DERUD02	8.5639	8.5824	61.4309	-37.0304	8.7496	0.0437

Story	Joint Label	Unique Name	Load Case/Combo	FX kN	FY kN	FZ kN	MX kN-m	MY kN-m	MZ kN-m
Base	2	15	DERUD03	8.4914	0.262	72.0481	-25.3357	8.6809	0.0547
Base	2	15	DERUD04	8.4782	5.2164	62.7765	-30.4989	8.6648	0.0436
Base	2	15	DERUD05 Max	12.9021	13.6739	60.7573	-19.656	18.4022	0.9459
Base	2	15	DERUD05 Min	4.0424	1.2628	56.3669	-46.0357	-1.0873	-0.8689
Base	2	15	DERUD06 Max	8.476	14.7624	60.5492	-17.2281	8.666	0.0457
Base	2	15	DERUD06 Min	8.4684	0.1743	56.575	-48.4635	8.6489	0.0314
Base	2	15	DERUD07 Max	10.6769	7.5993	47.7987	-3.2801	16.1319	0.9362
Base	2	15	DERUD07 Min	1.8172	-4.8118	43.4083	-29.6599	-3.3577	-0.8786
Base	2	15	DERUD08 Max	6.2508	8.6878	47.5906	-0.8523	6.3957	0.0359
Base	2	15	DERUD08 Min	6.2432	-5.9003	43.6165	-32.0877	6.3785	0.0216
Base	2	15	CIM09 Max	28.8044	43.7461	44.2777	80.1884	58.3181	4.6238
Base	2	15	CIM09 Min	-20.4751	-41.8878	16.527	-102.1484	-49.8019	-4.5854
Base	2	15	CIM10 Max	11.5742	47.5338	43.7619	88.655	20.5158	1.4336
Base	2	15	CIM10 Min	-3.2448	-45.6755	17.0428	-110.615	-11.9996	-1.3952
Base	2	15	CIM11	7.0366	-4.6544	66.4068	-14.3553	7.1968	0.0523
Base	2	15	CIM12	7.1199	1.1039	60.7908	-23.5059	7.2778	0.0473
Base	2	15	CIM13 Max	25.7757	33.5754	71.3108	45.6351	48.209	3.5337
Base	2	15	CIM13 Min	-11.536	-31.3677	50.2707	-92.6469	-33.6534	-3.4391
Base	2	15	CIM14 Max	12.7651	36.4355	70.9214	52.0283	19.6644	1.1248
Base	2	15	CIM14 Min	1.4746	-34.2278	50.6602	-99.04	-5.1088	-1.0302
Base	2	15	CIM15	4.1647	0.9292	30.4024	-10.98	4.2581	0.0192
Base	2	15	COMB9	8.6057	7.7329	65.0846	-37.405	8.7922	0.0487
Base	2	15	COMB10	8.6249	-2.4564	83.74	-26.5343	8.8175	0.071
Base	2	15	COMB11	8.5199	4.3669	66.4302	-30.8735	8.7075	0.0487
Base	2	15	DER09	8.6057	7.7329	65.0846	-37.405	8.7922	0.0487
Base	2	15	DERUD09	8.6057	7.7329	65.0846	-37.405	8.7922	0.0487
Base	2	15	DER10	8.6249	-2.4564	83.74	-26.5343	8.8175	0.071
Base	2	15	DERUD10	8.6249	-2.4564	83.74	-26.5343	8.8175	0.071
Base	2	15	DER11	8.5199	4.3669	66.4302	-30.8735	8.7075	0.0487
Base	2	15	DERUD11	8.5199	4.3669	66.4302	-30.8735	8.7075	0.0487
Base	3	16	D	0	-17.6699	266.0255	1.8723	0	0
Base	3	16	L	0	-12.1944	46.8629	7.7056	0	0
Base	3	16	LR	0	8.3266	16.983	-8.6999	0	0
Base	3	16	EX Max	141.8688	0	0	0	265.995	10.9745
Base	3	16	EY Max	0	85.3459	23.1764	183.9293	0	0
Base	3	16	DISX Max	88.668	0	0	0	166.2468	6.859
Base	3	16	DISY Max	0	53.3412	14.4852	114.9558	0	0
Base	3	16	W	0	0	0	0	0	0
Base	3	16	G	0	10.5561	57.3976	-13.5471	0	0
Base	3	16	DERUX Max	12.5201	0	0	0	23.471	0.9404
Base	3	16	DERUY Max	0	7.3413	1.9936	15.8213	0	0
Base	3	16	COMB1	0	-24.7378	372.4357	2.6212	0	0
Base	3	16	COMB2	0	-36.5515	402.7028	10.2257	0	0
Base	3	16	COMB3	0	-20.0756	393.2664	-3.9676	0	0
Base	3	16	COMB4	0	-29.2349	374.5851	5.6024	0	0
Base	3	16	COMB5 Max	88.668	-17.3959	370.4391	44.4391	166.2468	6.859
Base	3	16	COMB5 Min	-88.668	-49.4006	361.748	-24.5344	-166.2468	-6.859
Base	3	16	COMB6 Max	26.6004	19.943	380.5788	124.9082	49.8741	2.0577
Base	3	16	COMB6 Min	-26.6004	-86.7394	351.6083	-105.0035	-49.8741	-2.0577
Base	3	16	COMB7 Max	26.6004	37.4383	253.9082	116.6409	49.8741	2.0577
Base	3	16	COMB7 Min	-26.6004	-69.2441	224.9377	-113.2708	-49.8741	-2.0577
Base	3	16	COMB8 Max	88.668	0.0995	243.7685	36.1718	166.2468	6.859
Base	3	16	COMB8 Min	-88.668	-31.9052	235.0774	-32.8017	-166.2468	-6.859
Base	3	16	ENVE Max	88.668	37.4383	402.7028	124.9082	166.2468	6.859
Base	3	16	ENVE Min	-88.668	-86.7394	224.9377	-113.2708	-166.2468	-6.859
Base	3	16	CIM01	0	-17.6699	266.0255	1.8723	0	0
Base	3	16	CIM02	0	-29.8642	312.8885	9.5779	0	0
Base	3	16	CIM03	0	-9.3432	283.0086	-6.8277	0	0
Base	3	16	CIM04	0	-20.5707	313.91	1.1265	0	0
Base	3	16	CIM05 Max	62.0676	-6.4682	269.0674	26.013	116.3728	4.8013

Story	Joint Label	Unique Name	Load Case/Combo	FX kN	FY kN	FZ kN	MX kN-m	MY kN-m	MZ kN-m
Base	3	16	CIM05 Min	-62.0676	-28.8715	262.9836	-22.2684	-116.3728	-4.8013
Base	3	16	CIM06 Max	18.6203	19.6689	276.1652	82.3414	34.9118	1.4404
Base	3	16	CIM06 Min	-18.6203	-55.0087	255.8859	-78.5968	-34.9118	-1.4404
Base	3	16	CIM07 Max	46.994	-12.0361	316.2276	19.5195	88.1108	3.6353
Base	3	16	CIM07 Min	-46.994	-29.1053	311.5924	-17.2664	-88.1108	-3.6353
Base	3	16	CIM08 Max	14.1869	7.7001	321.5872	62.0531	26.5995	1.0974
Base	3	16	CIM08 Min	-14.1869	-48.8415	306.2328	-59.8001	-26.5995	-1.0974
Base	3	16	DER01	0	-24.7378	372.4357	2.6212	0	0
Base	3	16	DER02	0	-36.5515	402.7028	10.2257	0	0
Base	3	16	DER03	0	-20.0756	393.2664	-3.9676	0	0
Base	3	16	DER04	0	-29.2349	374.5851	5.6024	0	0
Base	3	16	DER05 Max	141.8688	-33.3982	366.0936	9.9523	265.995	10.9745
Base	3	16	DER05 Min	-141.8688	-33.3982	366.0936	9.9523	-265.995	-10.9745
Base	3	16	DER06 Max	0	51.9477	389.2699	193.8817	0	0
Base	3	16	DER06 Min	0	-118.7441	342.9172	-173.977	0	0
Base	3	16	DER07 Max	141.8688	-15.9029	239.423	1.6851	265.995	10.9745
Base	3	16	DER07 Min	-141.8688	-15.9029	239.423	1.6851	-265.995	-10.9745
Base	3	16	DER08 Max	0	69.443	262.5993	185.6144	0	0
Base	3	16	DER08 Min	0	-101.2488	216.2466	-182.2443	0	0
Base	3	16	DERUD01	0	-24.7378	372.4357	2.6212	0	0
Base	3	16	DERUD02	0	-36.5515	402.7028	10.2257	0	0
Base	3	16	DERUD03	0	-20.0756	393.2664	-3.9676	0	0
Base	3	16	DERUD04	0	-29.2349	374.5851	5.6024	0	0
Base	3	16	DERUD05 Max	12.5201	-33.3982	366.0936	9.9523	23.471	0.9404
Base	3	16	DERUD05 Min	-12.5201	-33.3982	366.0936	9.9523	-23.471	-0.9404
Base	3	16	DERUD06 Max	0	-26.0569	368.0871	25.7736	0	0
Base	3	16	DERUD06 Min	0	-40.7395	364.1	-5.8689	0	0
Base	3	16	DERUD07 Max	12.5201	-15.9029	239.423	1.6851	23.471	0.9404
Base	3	16	DERUD07 Min	-12.5201	-15.9029	239.423	1.6851	-23.471	-0.9404
Base	3	16	DERUD08 Max	0	-8.5616	241.4166	17.5064	0	0
Base	3	16	DERUD08 Min	0	-23.2442	237.4294	-14.1362	0	0
Base	3	16	CIM09 Max	62.0676	0.5997	162.6572	25.2641	116.3728	4.8013
Base	3	16	CIM09 Min	-62.0676	-21.8036	156.5734	-23.0173	-116.3728	-4.8013
Base	3	16	CIM10 Max	18.6203	26.7369	169.755	81.5924	34.9118	1.4404
Base	3	16	CIM10 Min	-18.6203	-47.9407	149.4757	-79.3457	-34.9118	-1.4404
Base	3	16	CIM11	0	-7.1138	323.4231	-11.6748	0	0
Base	3	16	CIM12	0	-18.8986	344.2209	-2.5088	0	0
Base	3	16	CIM13 Max	46.994	-10.364	346.5385	15.8841	88.1108	3.6353
Base	3	16	CIM13 Min	-46.994	-27.4332	341.9032	-20.9018	-88.1108	-3.6353
Base	3	16	CIM14 Max	14.1869	9.3722	351.898	58.4178	26.5995	1.0974
Base	3	16	CIM14 Min	-14.1869	-47.1694	336.5437	-63.4354	-26.5995	-1.0974
Base	3	16	CIM15	0	-10.6019	159.6153	1.1234	0	0
Base	3	16	COMB9	0	-35.4368	422.9101	7.8022	0	0
Base	3	16	COMB10	0	-16.5085	457.9296	-11.723	0	0
Base	3	16	COMB11	0	-28.1202	394.7923	3.1788	0	0
Base	3	16	DER09	0	-35.4368	422.9101	7.8022	0	0
Base	3	16	DERUD09	0	-35.4368	422.9101	7.8022	0	0
Base	3	16	DER10	0	-16.5085	457.9296	-11.723	0	0
Base	3	16	DERUD10	0	-16.5085	457.9296	-11.723	0	0
Base	3	16	DER11	0	-28.1202	394.7923	3.1788	0	0
Base	3	16	DERUD11	0	-28.1202	394.7923	3.1788	0	0
Base	4	18	D	0	0.0594	74.4745	-16.7997	0	0
Base	4	18	L	0	6.729	-3.3628	-12.059	0	0
Base	4	18	LR	0	-8.4307	16.764	8.7412	0	0
Base	4	18	EX Max	76.497	0	0	0	144.9859	11.1031
Base	4	18	EY Max	0	85.3243	23.1588	182.8318	0	0
Base	4	18	DISX Max	47.8106	0	0	0	90.6162	6.9394
Base	4	18	DISY Max	0	53.3277	14.4742	114.2699	0	0
Base	4	18	W	0	0	0	0	0	0
Base	4	18	G	0	-13.4968	31.8466	11.4528	0	0

Story	Joint Label	Unique Name	Load Case/Combo	FX kN	FY kN	FZ kN	MX kN-m	MY kN-m	MZ kN-m
Base	4	18	DERUX Max	6.041	0	0	0	11.4562	0.9588
Base	4	18	DERUY Max	0	7.3395	1.9921	15.7269	0	0
Base	4	18	COMB1	0	0.0831	104.2643	-23.5196	0	0
Base	4	18	COMB2	0	6.6223	92.3709	-35.0835	0	0
Base	4	18	COMB3	0	-6.6888	112.829	-18.2328	0	0
Base	4	18	COMB4	0	2.5849	94.3886	-27.8481	0	0
Base	4	18	COMB5 Max	47.8106	22.7986	90.3489	2.0623	90.6162	6.9394
Base	4	18	COMB5 Min	-47.8106	-9.198	81.6644	-66.4996	-90.6162	-6.9394
Base	4	18	COMB6 Max	14.3432	60.1279	100.4809	82.0512	27.1849	2.0818
Base	4	18	COMB6 Min	-14.3432	-46.5274	71.5324	-146.4885	-27.1849	-2.0818
Base	4	18	COMB7 Max	14.3432	53.3811	81.5013	99.1501	27.1849	2.0818
Base	4	18	COMB7 Min	-14.3432	-53.2742	52.5528	-129.3896	-27.1849	-2.0818
Base	4	18	COMB8 Max	47.8106	16.0517	71.3693	19.1612	90.6162	6.9394
Base	4	18	COMB8 Min	-47.8106	-15.9449	62.6848	-49.4007	-90.6162	-6.9394
Base	4	18	ENVE Max	47.8106	60.1279	112.829	99.1501	90.6162	6.9394
Base	4	18	ENVE Min	-47.8106	-53.2742	52.5528	-146.4885	-90.6162	-6.9394
Base	4	18	CIM01	0	0.0594	74.4745	-16.7997	0	0
Base	4	18	CIM02	0	6.7884	71.1117	-28.8587	0	0
Base	4	18	CIM03	0	-8.3713	91.2385	-8.0586	0	0
Base	4	18	CIM04	0	-1.2169	84.5254	-19.2881	0	0
Base	4	18	CIM05 Max	33.4674	11.2582	77.5141	7.197	63.4313	4.8576
Base	4	18	CIM05 Min	-33.4674	-11.1394	71.4349	-40.7964	-63.4313	-4.8576
Base	4	18	CIM06 Max	10.0402	37.3887	84.6065	63.1892	19.0294	1.4573
Base	4	18	CIM06 Min	-10.0402	-37.27	64.3426	-96.7886	-19.0294	-1.4573
Base	4	18	CIM07 Max	25.3396	7.3156	86.8413	-1.0049	48.0266	3.6779
Base	4	18	CIM07 Min	-25.3396	-9.7493	82.2095	-37.5713	-48.0266	-3.6779
Base	4	18	CIM08 Max	7.6497	27.0468	92.1968	41.2749	14.4986	1.1103
Base	4	18	CIM08 Min	-7.6497	-29.4805	76.8541	-79.8511	-14.4986	-1.1103
Base	4	18	DER01	0	0.0831	104.2643	-23.5196	0	0
Base	4	18	DER02	0	6.6223	92.3709	-35.0835	0	0
Base	4	18	DER03	0	-6.6888	112.829	-18.2328	0	0
Base	4	18	DER04	0	2.5849	94.3886	-27.8481	0	0
Base	4	18	DER05 Max	76.497	6.8003	86.0066	-32.2187	144.9859	11.1031
Base	4	18	DER05 Min	-76.497	6.8003	86.0066	-32.2187	-144.9859	-11.1031
Base	4	18	DER06 Max	0	92.1245	109.1654	150.6131	0	0
Base	4	18	DER06 Min	0	-78.524	62.8479	-215.0505	0	0
Base	4	18	DER07 Max	76.497	0.0534	67.0271	-15.1197	144.9859	11.1031
Base	4	18	DER07 Min	-76.497	0.0534	67.0271	-15.1197	-144.9859	-11.1031
Base	4	18	DER08 Max	0	85.3777	90.1858	167.712	0	0
Base	4	18	DER08 Min	0	-85.2709	43.8683	-197.9515	0	0
Base	4	18	DERUD01	0	0.0831	104.2643	-23.5196	0	0
Base	4	18	DERUD02	0	6.6223	92.3709	-35.0835	0	0
Base	4	18	DERUD03	0	-6.6888	112.829	-18.2328	0	0
Base	4	18	DERUD04	0	2.5849	94.3886	-27.8481	0	0
Base	4	18	DERUD05 Max	6.041	6.8003	86.0066	-32.2187	11.4562	0.9588
Base	4	18	DERUD05 Min	-6.041	6.8003	86.0066	-32.2187	-11.4562	-0.9588
Base	4	18	DERUD06 Max	0	14.1397	87.9987	-16.4918	0	0
Base	4	18	DERUD06 Min	0	-0.5392	84.0145	-47.9456	0	0
Base	4	18	DERUD07 Max	6.041	0.0534	67.0271	-15.1197	11.4562	0.9588
Base	4	18	DERUD07 Min	-6.041	0.0534	67.0271	-15.1197	-11.4562	-0.9588
Base	4	18	DERUD08 Max	0	7.3929	69.0191	0.6072	0	0
Base	4	18	DERUD08 Min	0	-7.286	65.035	-30.8466	0	0
Base	4	18	CIM09 Max	33.4674	11.2344	47.7243	13.9168	63.4313	4.8576
Base	4	18	CIM09 Min	-33.4674	-11.1632	41.6451	-34.0765	-63.4313	-4.8576
Base	4	18	CIM10 Max	10.0402	37.365	54.8167	69.9091	19.0294	1.4573
Base	4	18	CIM10 Min	-10.0402	-37.2938	34.5528	-90.0687	-19.0294	-1.4573
Base	4	18	CIM11	0	-13.4374	106.3211	-5.3469	0	0
Base	4	18	CIM12	0	-5.0165	95.8374	-17.2544	0	0
Base	4	18	CIM13 Max	25.3396	3.516	98.1533	1.0288	48.0266	3.6779
Base	4	18	CIM13 Min	-25.3396	-13.5489	93.5215	-35.5376	-48.0266	-3.6779

Story	Joint Label	Unique Name	Load Case/Combo	FX kN	FY kN	FZ kN	MX kN-m	MY kN-m	MZ kN-m
Base	4	18	CIM14 Max	7.6497	23.2472	103.5087	43.3086	14.4986	1.1103
Base	4	18	CIM14 Min	-7.6497	-33.2801	88.166	-77.8174	-14.4986	-1.1103
Base	4	18	CIM15	0	0.0356	44.6847	-10.0798	0	0
Base	4	18	COMB9	0	4.0893	99.9122	-33.7277	0	0
Base	4	18	COMB10	0	-14.7946	136.9612	-13.8942	0	0
Base	4	18	COMB11	0	0.0519	101.9299	-26.4923	0	0
Base	4	18	DER09	0	4.0893	99.9122	-33.7277	0	0
Base	4	18	DERUD09	0	4.0893	99.9122	-33.7277	0	0
Base	4	18	DER10	0	-14.7946	136.9612	-13.8942	0	0
Base	4	18	DERUD10	0	-14.7946	136.9612	-13.8942	0	0
Base	4	18	DER11	0	0.0519	101.9299	-26.4923	0	0
Base	4	18	DERUD11	0	0.0519	101.9299	-26.4923	0	0
Base	5	19	D	-28.6236	7.2566	143.1019	-24.3934	-30.1743	0
Base	5	19	L	-6.0507	-2.8773	19.8525	-2.1173	-6.3785	0
Base	5	19	LR	0.0642	4.556	8.3177	-4.7195	0.0676	0
Base	5	19	EX Max	109.0868	76.2141	16.6968	159.1007	231.1746	10.9745
Base	5	19	EY Max	0.0001	85.5623	23.0919	183.9687	0.0001	0
Base	5	19	DISX Max	68.1792	47.6338	10.4355	99.438	144.4842	6.859
Base	5	19	DISY Max	4.044E-05	53.4764	14.4324	114.9804	4.263E-05	0
Base	5	19	W	0	0	0	0	0	0
Base	5	19	G	-2.897	7.6734	26.5617	-10.4977	-3.054	0
Base	5	19	DERUX Max	9.6307	6.5473	1.3195	13.6508	20.402	0.9404
Base	5	19	DERUY Max	2.76E-06	7.3599	1.9863	15.8247	2.909E-06	0
Base	5	19	COMB1	-40.0731	10.1593	200.3426	-34.1507	-42.2441	0
Base	5	19	COMB2	-43.9974	6.3822	207.6452	-35.0195	-46.381	0
Base	5	19	COMB3	-40.2964	13.1202	204.8832	-38.9405	-42.4795	0
Base	5	19	COMB4	-40.367	8.1086	195.7337	-33.7491	-42.5539	0
Base	5	19	COMB5 Max	27.7802	69.5074	206.34	102.5427	101.8964	6.859
Base	5	19	COMB5 Min	-108.5783	-57.8462	176.8096	-165.3214	-187.0719	-6.859
Base	5	19	COMB6 Max	-19.9453	73.5972	209.1379	113.4225	0.7576	2.0577
Base	5	19	COMB6 Min	-60.8529	-61.936	174.0118	-176.2012	-85.933	-2.0577
Base	5	19	COMB7 Max	-5.3075	74.2976	146.3548	122.8578	16.1884	2.0577
Base	5	19	COMB7 Min	-46.2151	-61.2356	111.2286	-166.7658	-70.5022	-2.0577
Base	5	19	COMB8 Max	42.418	70.2077	143.5569	111.9781	117.3273	6.859
Base	5	19	COMB8 Min	-93.9405	-57.1458	114.0265	-155.8861	-171.6411	-6.859
Base	5	19	ENVE Max	42.418	74.2976	209.1379	122.8578	117.3273	6.859
Base	5	19	ENVE Min	-108.5783	-61.936	111.2286	-176.2012	-187.0719	-6.859
Base	5	19	CIM01	-28.6236	7.2566	143.1019	-24.3934	-30.1743	0
Base	5	19	CIM02	-34.6743	4.3793	162.9544	-26.5107	-36.5529	0
Base	5	19	CIM03	-28.5595	11.8126	151.4196	-29.1129	-30.1067	0
Base	5	19	CIM04	-33.1135	8.5156	164.2296	-29.521	-34.9075	0
Base	5	19	CIM05 Max	19.1018	51.8304	153.4375	69.3591	70.9646	4.8013
Base	5	19	CIM05 Min	-76.3491	-37.3171	132.7662	-118.1458	-131.3132	-4.8013
Base	5	19	CIM06 Max	-14.306	54.6932	155.396	76.9749	0.1674	1.4404
Base	5	19	CIM06 Min	-42.9413	-40.18	130.8077	-125.7616	-60.516	-1.4404
Base	5	19	CIM07 Max	3.0214	42.3178	172.0696	41.578	41.6691	3.6353
Base	5	19	CIM07 Min	-69.2485	-25.2865	156.3896	-100.62	-111.4841	-3.6353
Base	5	19	CIM08 Max	-22.2048	44.4796	173.5484	47.3287	-11.79	1.0974
Base	5	19	CIM08 Min	-44.0222	-27.4483	154.9107	-106.3707	-58.025	-1.0974
Base	5	19	DER01	-40.0731	10.1593	200.3426	-34.1507	-42.2441	0
Base	5	19	DER02	-43.9974	6.3822	207.6452	-35.0195	-46.381	0
Base	5	19	DER03	-40.2964	13.1202	204.8832	-38.9405	-42.4795	0
Base	5	19	DER04	-40.367	8.1086	195.7337	-33.7491	-42.5539	0
Base	5	19	DER05 Max	68.6877	82.0448	208.2716	127.7114	188.5869	10.9745
Base	5	19	DER05 Min	-149.4858	-70.3835	174.878	-190.4901	-273.7624	-10.9745
Base	5	19	DER06 Max	-40.399	91.3929	214.6667	152.5793	-42.5876	0
Base	5	19	DER06 Min	-40.3991	-79.7317	168.483	-215.358	-42.5878	0
Base	5	19	DER07 Max	83.3255	82.7451	145.4885	137.1467	204.0177	10.9745
Base	5	19	DER07 Min	-134.848	-69.6832	112.0949	-181.0547	-258.3315	-10.9745
Base	5	19	DER08 Max	-25.7612	92.0933	151.8836	162.0147	-27.1568	0

Story	Joint Label	Unique Name	Load Case/Combo	FX kN	FY kN	FZ kN	MX kN-m	MY kN-m	MZ kN-m
Base	5	19	DER08 Min	-25.7613	-79.0313	105.6998	-205.9227	-27.157	0
Base	5	19	DERUD01	-40.0731	10.1593	200.3426	-34.1507	-42.2441	0
Base	5	19	DERUD02	-43.9974	6.3822	207.6452	-35.0195	-46.381	0
Base	5	19	DERUD03	-40.2964	13.1202	204.8832	-38.9405	-42.4795	0
Base	5	19	DERUD04	-40.367	8.1086	195.7337	-33.7491	-42.5539	0
Base	5	19	DERUD05 Max	-30.7683	12.378	192.8943	-17.7386	-22.1857	0.9404
Base	5	19	DERUD05 Min	-50.0298	-0.7167	190.2553	-45.0401	-62.9897	-0.9404
Base	5	19	DERUD06 Max	-40.3991	13.1905	193.5611	-15.5647	-42.5877	0
Base	5	19	DERUD06 Min	-40.3991	-1.5293	189.5885	-47.214	-42.5877	0
Base	5	19	DERUD07 Max	-16.1305	13.0783	130.1112	-8.3033	-6.7549	0.9404
Base	5	19	DERUD07 Min	-35.392	-0.0164	127.4722	-35.6048	-47.5589	-0.9404
Base	5	19	DERUD08 Max	-25.7613	13.8909	130.778	-6.1293	-27.1569	0
Base	5	19	DERUD08 Min	-25.7613	-0.829	126.8054	-37.7787	-27.1569	0
Base	5	19	CIM09 Max	30.5513	48.9277	96.1968	79.1164	83.0343	4.8013
Base	5	19	CIM09 Min	-64.8996	-40.2198	75.5255	-108.3885	-119.2435	-4.8013
Base	5	19	CIM10 Max	-2.8565	51.7906	98.1553	86.7323	12.2371	1.4404
Base	5	19	CIM10 Min	-31.4918	-43.0826	73.567	-116.0043	-48.4463	-1.4404
Base	5	19	CIM11	-31.5207	14.93	169.6636	-34.891	-33.2283	0
Base	5	19	CIM12	-35.3344	10.8536	177.9126	-33.8546	-37.2487	0
Base	5	19	CIM13 Max	0.8005	44.6558	185.7526	37.2444	39.3279	3.6353
Base	5	19	CIM13 Min	-71.4694	-22.9485	170.0726	-104.9536	-113.8253	-3.6353
Base	5	19	CIM14 Max	-24.4257	46.8176	187.2314	42.9951	-14.1312	1.0974
Base	5	19	CIM14 Min	-46.2431	-25.1103	168.5937	-110.7043	-60.3662	-1.0974
Base	5	19	CIM15	-17.1742	4.354	85.8611	-14.636	-18.1046	0
Base	5	19	COMB9	-45.478	7.9409	216.7672	-37.9086	-47.9418	0
Base	5	19	COMB10	-45.0343	18.108	234.0736	-48.1856	-47.4741	0
Base	5	19	COMB11	-41.8476	9.6673	204.8557	-36.6382	-44.1147	0
Base	5	19	DER09	-45.478	7.9409	216.7672	-37.9086	-47.9418	0
Base	5	19	DERUD09	-45.478	7.9409	216.7672	-37.9086	-47.9418	0
Base	5	19	DER10	-45.0343	18.108	234.0736	-48.1856	-47.4741	0
Base	5	19	DERUD10	-45.0343	18.108	234.0736	-48.1856	-47.4741	0
Base	5	19	DER11	-41.8476	9.6673	204.8557	-36.6382	-44.1147	0
Base	5	19	DERUD11	-41.8476	9.6673	204.8557	-36.6382	-44.1147	0
Base	6	21	D	-6.9411	1.5486	50.6706	-18.3	-7.0968	-0.032
Base	6	21	L	-0.1429	5.61	-2.2426	-10.8858	-0.1413	-0.0001
Base	6	21	LR	-0.012	-4.504	8.4287	4.6938	-0.0147	-0.0101
Base	6	21	EX Max	56.3062	72.4284	24.7848	153.9163	123.5358	10.4999
Base	6	21	EY Max	0.0442	84.7964	23.1006	181.5623	0.0997	0.083
Base	6	21	DISX Max	35.1914	45.2678	15.4905	96.1977	77.2099	6.5624
Base	6	21	DISY Max	0.0276	52.9978	14.4379	113.4764	0.0623	0.0519
Base	6	21	W	0	0	0	0	0	0
Base	6	21	G	-0.0954	-6.203	15.7362	3.9447	-0.1	-0.0203
Base	6	21	DERUX Max	4.4299	6.2056	2.1952	13.1899	9.7448	0.9074
Base	6	21	DERUY Max	0.0038	7.294	1.9871	15.6177	0.0086	0.0071
Base	6	21	COMB1	-9.7176	2.1681	70.9388	-25.62	-9.9355	-0.0448
Base	6	21	COMB2	-8.5639	8.5824	61.4309	-37.0304	-8.7496	-0.0437
Base	6	21	COMB3	-8.4914	0.262	72.0481	-25.3357	-8.6809	-0.0547
Base	6	21	COMB4	-8.4782	5.2164	62.7765	-30.4989	-8.6648	-0.0436
Base	6	21	COMB5 Max	26.7274	68.6355	78.384	97.3948	68.5711	6.5395
Base	6	21	COMB5 Min	-43.6719	-53.6987	38.7402	-163.0864	-85.886	-6.6165
Base	6	21	COMB6 Max	2.1128	74.0465	77.6472	109.4899	14.5678	1.9821
Base	6	21	COMB6 Min	-19.0573	-59.1097	39.477	-175.1816	-31.8827	-2.0591
Base	6	21	COMB7 Max	4.338	67.9719	64.6886	125.8657	16.8382	1.9918
Base	6	21	COMB7 Min	-16.832	-65.1843	26.5185	-158.8058	-29.6124	-2.0494
Base	6	21	COMB8 Max	28.9527	62.5609	65.4254	113.7706	70.8415	6.5492
Base	6	21	COMB8 Min	-41.4467	-59.7733	25.7817	-146.7106	-83.6157	-6.6068
Base	6	21	ENVE Max	28.9527	74.0465	78.384	125.8657	70.8415	6.5492
Base	6	21	ENVE Min	-43.6719	-65.1843	25.7817	-175.1816	-85.886	-6.6165
Base	6	21	CIM01	-6.9411	1.5486	50.6706	-18.3	-7.0968	-0.032
Base	6	21	CIM02	-7.084	7.1586	48.428	-29.1858	-7.2381	-0.0321

Story	Joint Label	Unique Name	Load Case/Combo	FX kN	FY kN	FZ kN	MX kN-m	MY kN-m	MZ kN-m
Base	6	21	CIM03	-6.9531	-2.9554	59.0993	-13.6062	-7.1115	-0.0421
Base	6	21	CIM04	-7.0573	2.3781	55.3102	-22.944	-7.2138	-0.0397
Base	6	21	CIM05 Max	17.6986	44.3656	64.5459	72.8684	46.9632	4.5726
Base	6	21	CIM05 Min	-31.5809	-41.2683	36.7953	-109.4684	-61.1568	-4.6366
Base	6	21	CIM06 Max	0.4684	48.1533	64.0301	81.335	9.1609	1.3825
Base	6	21	CIM06 Min	-14.3506	-45.056	37.3111	-117.935	-23.3545	-1.4464
Base	6	21	CIM07 Max	11.5986	34.8497	65.8302	46.197	33.7174	3.4467
Base	6	21	CIM07 Min	-25.7131	-30.0934	44.7902	-92.085	-48.145	-3.5261
Base	6	21	CIM08 Max	-1.412	37.7098	65.4408	52.5901	5.1728	1.0378
Base	6	21	CIM08 Min	-12.7025	-32.9535	45.1796	-98.4782	-19.6004	-1.1172
Base	6	21	DER01	-9.7176	2.1681	70.9388	-25.62	-9.9355	-0.0448
Base	6	21	DER02	-8.5639	8.5824	61.4309	-37.0304	-8.7496	-0.0437
Base	6	21	DER03	-8.4914	0.262	72.0481	-25.3357	-8.6809	-0.0547
Base	6	21	DER04	-8.4782	5.2164	62.7765	-30.4989	-8.6648	-0.0436
Base	6	21	DER05 Max	47.834	79.8968	83.3469	121.0704	114.8784	10.4614
Base	6	21	DER05 Min	-64.7784	-64.9601	33.7773	-186.7621	-132.1933	-10.5384
Base	6	21	DER06 Max	-8.428	92.2648	81.6627	148.7165	-8.5578	0.0445
Base	6	21	DER06 Min	-8.5164	-77.328	35.4615	-214.4082	-8.7571	-0.1215
Base	6	21	DER07 Max	50.0592	73.8222	70.3883	137.4463	117.1487	10.4711
Base	6	21	DER07 Min	-62.5532	-71.0347	20.8187	-170.3863	-129.9229	-10.5287
Base	6	21	DER08 Max	-6.2028	86.1902	68.7042	165.0923	-6.2874	0.0543
Base	6	21	DER08 Min	-6.2912	-83.4026	22.5029	-198.0323	-6.4868	-0.1118
Base	6	21	DERUD01	-9.7176	2.1681	70.9388	-25.62	-9.9355	-0.0448
Base	6	21	DERUD02	-8.5639	8.5824	61.4309	-37.0304	-8.7496	-0.0437
Base	6	21	DERUD03	-8.4914	0.262	72.0481	-25.3357	-8.6809	-0.0547
Base	6	21	DERUD04	-8.4782	5.2164	62.7765	-30.4989	-8.6648	-0.0436
Base	6	21	DERUD05 Max	-4.0424	13.6739	60.7573	-19.656	1.0873	0.8689
Base	6	21	DERUD05 Min	-12.9021	1.2628	56.3669	-46.0357	-18.4022	-0.9459
Base	6	21	DERUD06 Max	-8.4684	14.7624	60.5492	-17.2281	-8.6489	-0.0314
Base	6	21	DERUD06 Min	-8.476	0.1743	56.575	-48.4635	-8.666	-0.0457
Base	6	21	DERUD07 Max	-1.8172	7.5993	47.7987	-3.2801	3.3577	0.8786
Base	6	21	DERUD07 Min	-10.6769	-4.8118	43.4083	-29.6599	-16.1319	-0.9362
Base	6	21	DERUD08 Max	-6.2432	8.6878	47.5906	-0.8523	-6.3785	-0.0216
Base	6	21	DERUD08 Min	-6.2508	-5.9003	43.6165	-32.0877	-6.3957	-0.0359
Base	6	21	CIM09 Max	20.4751	43.7461	44.2777	80.1884	49.8019	4.5854
Base	6	21	CIM09 Min	-28.8044	-41.8878	16.527	-102.1484	-58.3181	-4.6238
Base	6	21	CIM10 Max	3.2448	47.5338	43.7619	88.655	11.9996	1.3952
Base	6	21	CIM10 Min	-11.5742	-45.6755	17.0428	-110.615	-20.5158	-1.4336
Base	6	21	CIM11	-7.0366	-4.6544	66.4068	-14.3553	-7.1968	-0.0523
Base	6	21	CIM12	-7.1199	1.1039	60.7908	-23.5059	-7.2778	-0.0473
Base	6	21	CIM13 Max	11.536	33.5754	71.3108	45.6351	33.6534	3.4391
Base	6	21	CIM13 Min	-25.7757	-31.3677	50.2707	-92.6469	-48.209	-3.5337
Base	6	21	CIM14 Max	-1.4746	36.4355	70.9214	52.0283	5.1088	1.0302
Base	6	21	CIM14 Min	-12.7651	-34.2278	50.6602	-99.04	-19.6644	-1.1248
Base	6	21	CIM15	-4.1647	0.9292	30.4024	-10.98	-4.2581	-0.0192
Base	6	21	COMB9	-8.6057	7.7329	65.0846	-37.405	-8.7922	-0.0487
Base	6	21	COMB10	-8.6249	-2.4564	83.74	-26.5343	-8.8175	-0.071
Base	6	21	COMB11	-8.5199	4.3669	66.4302	-30.8735	-8.7075	-0.0487
Base	6	21	DER09	-8.6057	7.7329	65.0846	-37.405	-8.7922	-0.0487
Base	6	21	DERUD09	-8.6057	7.7329	65.0846	-37.405	-8.7922	-0.0487
Base	6	21	DER10	-8.6249	-2.4564	83.74	-26.5343	-8.8175	-0.071
Base	6	21	DERUD10	-8.6249	-2.4564	83.74	-26.5343	-8.8175	-0.071
Base	6	21	DER11	-8.5199	4.3669	66.4302	-30.8735	-8.7075	-0.0487
Base	6	21	DERUD11	-8.5199	4.3669	66.4302	-30.8735	-8.7075	-0.0487

5.4 Modal Results

Table 5.9 - Modal Periods and Frequencies

Case	Mode	Period sec	Frequency cyc/sec	Circular Frequency rad/sec	Eigenvalue rad²/sec²
Modal	1	0.21	4.773	29.9898	899.3883
Modal	2	0.193	5.187	32.588	1061.9776
Modal	3	0.152	6.574	41.3082	1706.3667
Modal	4	0.055	18.143	113.9981	12995.5724
Modal	5	0.024	42.127	264.6901	70060.8317
Modal	6	0.021	47.121	296.0725	87658.9362
Modal	7	0.019	53.021	333.1437	110984.7233
Modal	8	0.019	53.818	338.1511	114346.1893
Modal	9	0.014	70.631	443.7868	196946.692

Table 5.10 - Modal Participating Mass Ratios (Part 1 of 2)

Case	Mode	Period sec	UX	UY	UZ	Sum UX	Sum UY	Sum UZ
Modal	1	0.21	0.6964	0	0	0.6964	0	0
Modal	2	0.193	0	1	0	0.6964	1	0
Modal	3	0.152	0.3017	0	0	0.9981	1	0
Modal	4	0.055	0.0019	0	0	1	1	0
Modal	5	0.024	0	0	0	1	1	0
Modal	6	0.021	0	9.75E-07	0	1	1	0
Modal	7	0.019	0	3.221E-05	0	1	1	0
Modal	8	0.019	0	0	0	1	1	0
Modal	9	0.014	0	0	0	1	1	0

Table 5.10 - Modal Participating Mass Ratios (Part 2 of 2)

Case	Mode	RX	RY	RZ	Sum RX	Sum RY	Sum RZ
Modal	1	0	0.6964	0.3229	0	0.6964	0.3229
Modal	2	1	0	0	1	0.6964	0.3229
Modal	3	0	0.3017	0.6764	1	0.9981	0.9993
Modal	4	0	0.0019	0.0006	1	1	1
Modal	5	0	0	0	1	1	1
Modal	6	9.75E-07	0	0	1	1	1
Modal	7	3.221E-05	0	0	1	1	1
Modal	8	0	0	2.788E-05	1	1	1
Modal	9	0	0	0	1	1	1

Table 5.11 - Modal Load Participation Ratios

Case	Item Type	Item	Static %	Dynamic %
Modal	Acceleration	UX	100	100
Modal	Acceleration	UY	100	100
Modal	Acceleration	UZ	0	0

Table 5.12 - Modal Direction Factors

Case	Mode	Period sec	UX	UY	UZ	RZ
Modal	1	0.21	0.707	0	0	0.293
Modal	2	0.193	0	1	0	0
Modal	3	0.152	0.311	0	0	0.689
Modal	4	0.055	0.882	0	0	0.118
Modal	5	0.024	0	1	0	0
Modal	6	0.021	0	1	0	0
Modal	7	0.019	0	1	0	0
Modal	8	0.019	0	0	0	1
Modal	9	0.014	0	0	0	1

ETABS® 2016

Integrated Building Design Software

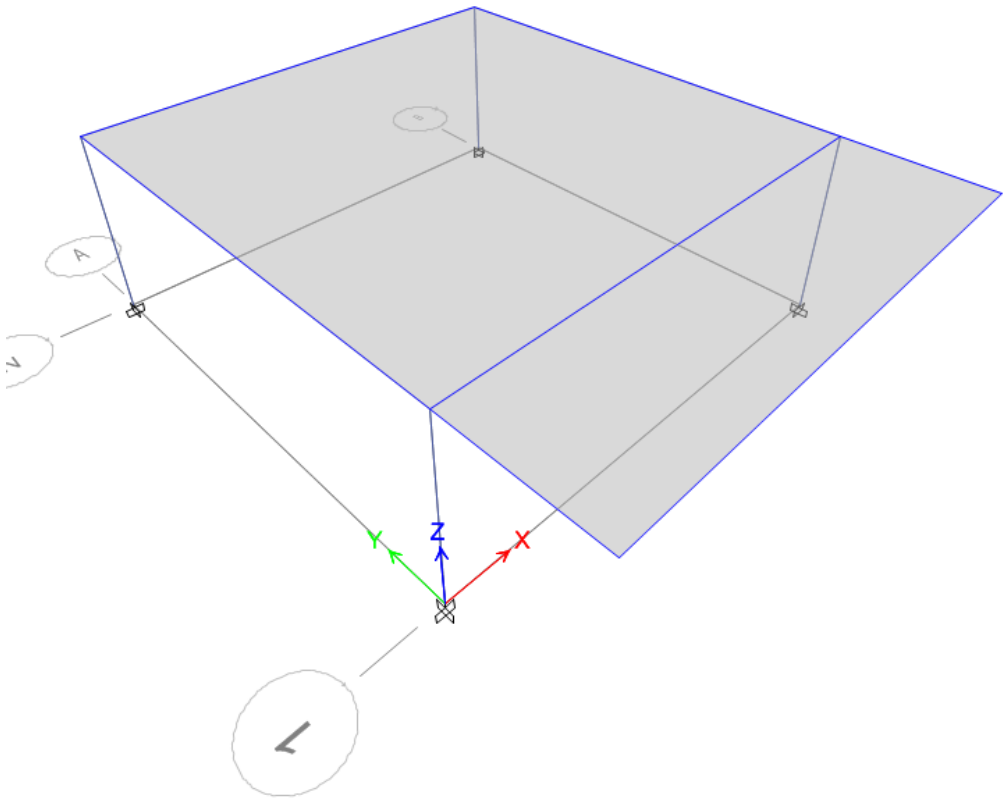

Project Report

Model File: 004 2017 EDUCACION M2B DMI - E, Revision 0
06/04/2017

Table of Contents

1. Structure Data 5
    - 1.1 Story Data 5
    - 1.2 Grid Data 5
    - 1.3 Point Coordinates 5
    - 1.4 Line Connectivity 5
    - 1.5 Area Connectivity 6
    - 1.6 Mass 6
    - 1.7 Groups 7
2. Properties 8
    - 2.1 Materials 8
    - 2.2 Frame Sections 8
    - 2.3 Shell Sections 8
    - 2.4 Reinforcement Sizes 8
    - 2.5 Tendon Sections 8
3. Assignments 9
    - 3.1 Joint Assignments 9
    - 3.2 Frame Assignments 9
    - 3.3 Shell Assignments 9
4. Loads 10
    - 4.1 Load Patterns 10
    - 4.2 Applied Loads 10
        - 4.2.1 Line Loads 10
        - 4.2.2 Area Loads 10
    - 4.3 Functions 10
        - 4.3.1 Response Spectrum Functions 10
    - 4.4 Load Cases 26
    - 4.5 Load Combinations 26
5. Analysis Results 30
    - 5.1 Structure Results 30
    - 5.2 Story Results 33
    - 5.3 Point Results 44
    - 5.4 Modal Results 51
6. Design Data 53
    - 6.1 Concrete Frame Design 53

List of Tables

Table 1.1 Story Data 5
Table 1.2 Grid Systems 5
Table 1.3 Grid Lines 5
Table 1.4 Joint Coordinates Data 5
Table 1.5 Column Connectivity Data 5
Table 1.6 Beam Connectivity Data 5
Table 1.7 Floor Connectivity Data 6
Table 1.8 Mass Source 6
Table 1.9 Centers of Mass and Rigidity 6
Table 1.10 Mass Summary by Diaphragm 6
Table 1.11 Mass Summary by Story 6
Table 1.12 Group Definitions 7
Table 2.1 Material Properties - Summary 8
Table 2.2 Frame Sections - Summary 8
Table 2.3 Shell Sections - Summary 8
Table 2.4 Reinforcing Bar Sizes 8
Table 2.5 Tendon Section Properties 8
Table 3.1 Joint Assignments - Summary 9
Table 3.2 Frame Assignments - Summary 9
Table 3.3 Shell Assignments - Summary 9
Table 4.1 Load Patterns 10
Table 4.2 Frame Loads - Distributed 10
Table 4.3 Shell Loads - Uniform 10
Table 4.4 Response Spectrum Function - User 10
Table 4.5 Load Cases - Summary 26
Table 4.6 Load Combinations 27
Table 5.1 Base Reactions 30
Table 5.2 Centers of Mass and Rigidity 31
Table 5.3 Diaphragm Center of Mass Displacements 31
Table 5.4 Story Max/Avg Displacements 33
Table 5.5 Story Drifts 36
Table 5.6 Story Max/Avg Drifts 38
Table 5.7 Story Forces 41
Table 5.8 Joint Reactions 44
Table 5.9 Modal Periods and Frequencies 51
Table 5.10 Modal Participating Mass Ratios 51
Table 5.11 Modal Load Participation Ratios 51
Table 5.12 Modal Direction Factors 52
Table 6.1 Concrete Frame Preferences - ACI 318-08 53
Table 6.2 Concrete Column Overwrites - ACI 318-08 53
Table 6.3 Concrete Beam Overwrites - ACI 318-08 53
Table 6.4 Concrete Column PMM Envelope 53

Table 6.5 Concrete Column Shear Envelope 54
Table 6.6 Concrete Beam Flexure Envelope 54
Table 6.7 Concrete Beam Shear Envelope 54
Table 6.8 Concrete Joint Envelope 55
Table 6.9 Concrete Column Summary - ACI 318-08 55
Table 6.10 Concrete Beam Summary - ACI 318-08 57
Table 6.11 Concrete Joint Summary - ACI 318-08 61

1 Structure Data

This chapter provides model geometry information, including items such as story levels, point coordinates, and element connectivity.

1.1 Story Data

Table 1.1 - Story Data

Name	Height mm	Elevation mm	Master Story	Similar To	Splice Story
N1	3250	3250	Yes	None	No
Base	0	0	No	None	No

1.2 Grid Data

Table 1.2 - Grid Systems

Name	Type	Story Range	X Origin m	Y Origin m	Rotation deg	Bubble Size mm	Color
G1	Cartesian	Default	0	0	0	1250	Gray

Table 1.3 - Grid Lines

Grid System	Grid Direction	Grid ID	Visible	Bubble Location	Ordinate m
G1	X	A	Yes	End	0
G1	X	B	Yes	End	8.2
G1	Y	1	Yes	Start	0
G1	Y	2	Yes	Start	8.2

1.3 Point Coordinates

Table 1.4 - Joint Coordinates Data

Label	X mm	Y mm	ΔZ Below mm
1	0	0	0
2	0	8200	0
3	8200	0	0
4	8200	8200	0
10	0	-2400	0
9	8200	-2400	0

1.4 Line Connectivity

Table 1.5 - Column Connectivity Data

Column	I-End Point	J-End Point	I-End Story
C1	1	1	Below
C2	2	2	Below
C3	3	3	Below
C4	4	4	Below

Table 1.6 - Beam Connectivity Data

Beam	I-End Point	J-End Point	Curve Type
B1	1	2	None
B2	3	4	None
B4	1	3	None
B6	2	4	None
B8	10	1	None
B15	10	9	None
B17	9	3	None

1.5 Area Connectivity

Table 1.7 - Floor Connectivity Data

Floor	Number of Edges	Edge Number	Point 1	Point 2	Curve Type
F1	4	1	9	3	None
		2	3	1	None
		3	1	10	None
		4	10	9	None
F5	4	1	3	4	None
		2	4	2	None
		3	2	1	None
		4	1	3	None

1.6 Mass

Table 1.8 - Mass Source

Name	Include Elements	Include Added Mass	Include Loads	Include Lateral	Include Vertical	Lump at Stories	IsDefault	Load Pattern	Multiplier
MsSrc1	No	No	Yes	Yes	No	Yes	Yes	D	1
MsSrc1	No	No	Yes	Yes	No	Yes	Yes	L	0.3

Table 1.9 - Centers of Mass and Rigidity

Story	Diaphragm	Mass X kg	Mass Y kg	XCM m	YCM m	Cumulative X kg	Cumulative Y kg	XCCM m	YCCM m	XCR m	YCR m
N1	D1	28388.96	28388.96	4.1	-0.6326	28388.96	28388.96	4.1	-0.6326	4.1	3.2919

Table 1.10 - Mass Summary by Diaphragm

Story	Diaphragm	Mass X kg	Mass Y kg	Mass Moment of Inertia ton-m²	X Mass Center m	Y Mass Center m
N1	D1	28388.96	28388.96	508.9579	4.1	-0.6326

Table 1.11 - Mass Summary by Story

Story	UX kg	UY kg	UZ kg
N1	38680.45	38680.45	0
Base	2498.55	2498.55	0

1.7 Groups

Table 1.12 - Group Definitions

Name	Color
All	Yellow

2 Properties

This chapter provides property information for materials, frame sections, shell sections, and links.

2.1 Materials

Table 2.1 - Material Properties - Summary

Name	Type	E MPa	ν	Unit Weight kN/m³	Design Strengths
A416Gr270	Tendon	196500.6	0	76.9729	Fy=1689.91 MPa, Fu=1861.58 MPa
A615Gr60	Rebar	199947.98	0.3	76.9729	Fy=413.69 MPa, Fu=620.53 MPa
CONC00	Concrete	25267.13	0.2	0	Fc=28 MPa
CONC21	Concrete	21538	0.2	23.56	Fc=21 MPa
RMAT	Rebar	199947.98	0.3	76.9729	Fy=420 MPa, Fu=630 MPa

2.2 Frame Sections

Table 2.2 - Frame Sections - Summary

Name	Material	Shape
C40X40	CONC21	Concrete Rectangular
V30X50	CONC21	Concrete Rectangular
VB20X45	CONC21	Concrete Rectangular

2.3 Shell Sections

Table 2.3 - Shell Sections - Summary

Name	Design Type	Element Type	Material	Total Thickness mm
CUB	Slab	Membrane		5
LOSA	Slab	Membrane		5

2.4 Reinforcement Sizes

Table 2.4 - Reinforcing Bar Sizes

Name	Diameter mm	Area cm²
#2	6.4	0.3226
#3	9.5	1
#5	15.9	2
#6	19.1	3
#8	25.4	5
#9	28.7	6
15M	16	2

2.5 Tendon Sections

Table 2.5 - Tendon Section Properties

Name	Material	StrandArea cm²	Color
Tendon1	A416Gr270	1	Yellow

3 Assignments

This chapter provides a listing of the assignments applied to the model.

3.1 Joint Assignments

Table 3.1 - Joint Assignments - Summary

Story	Label	Unique Name	Diaphragm	Restraints
N1	1	2	D1	
N1	2	14	Disconnected	
N1	3	6	D1	
N1	4	17	Disconnected	
N1	10	25	D1	
N1	9	26	D1	
Base	1	13	Disconnected	UX; UY; UZ; RX; RY; RZ
Base	2	15	Disconnected	UX; UY; UZ; RX; RY; RZ
Base	3	16	Disconnected	UX; UY; UZ; RX; RY; RZ
Base	4	18	Disconnected	UX; UY; UZ; RX; RY; RZ

3.2 Frame Assignments

Table 3.2 - Frame Assignments - Summary

Story	Label	Unique Name	Design Type	Length mm	Analysis Section	Design Section	Min Number Stations
N1	C1	7	Column	3250	C40X40	C40X40	11
N1	C2	8	Column	3250	C40X40	C40X40	11
N1	C3	9	Column	3250	C40X40	C40X40	11
N1	C4	10	Column	3250	C40X40	C40X40	11
N1	B1	13	Beam	8200	V30X50	V30X50	11
N1	B2	14	Beam	8200	V30X50	V30X50	11
N1	B4	16	Beam	8200	V30X50	V30X50	11
N1	B6	18	Beam	8200	V30X50	V30X50	11
N1	B8	2	Beam	2400	V30X50	V30X50	11
N1	B15	22	Beam	8200	VB20X45	VB20X45	11
N1	B17	4	Beam	2400	V30X50	V30X50	11

3.3 Shell Assignments

Table 3.3 - Shell Assignments - Summary

Story	Label	Unique Name	Section	Axis Angle deg
N1	F1	3	LOSA	90
N1	F5	5	CUB	

4 Loads

This chapter provides loading information as applied to the model.

4.1 Load Patterns

Table 4.1 - Load Patterns

Name	Type	Self Weight Multiplier	Auto Load
D	Dead	1	
L	Live	0	
LR	Live	0	
W	Wind	0	None
G	Snow	0	

4.2 Applied Loads

4.2.1 Line Loads

Table 4.2 - Frame Loads - Distributed

Story	Label	Unique Name	Design Type	Load Pattern	LoadType	Direction	Relative Distance Start	Relative Distance End	Absolute Distance Start mm	Absolute Distance End mm	Force at Start kN/m	Force at End kN/m
N1	B1	13	Beam	D	Force	Gravity	0	1	0	8200	4.4	0
N1	B2	14	Beam	D	Force	Gravity	0	1	0	8200	4.4	0
N1	B4	16	Beam	D	Force	Gravity	0	1	0	8200	4.4	4.4

4.2.2 Area Loads

Table 4.3 - Shell Loads - Uniform

Story	Label	Unique Name	Load Pattern	Direction	Load kN/m²
N1	F1	3	D	Gravity	4.3
N1	F5	5	D	Gravity	0.64
N1	F1	3	L	Gravity	2
N1	F5	5	LR	Gravity	0.5
N1	F1	3	G	Gravity	1
N1	F5	5	G	Gravity	1

4.3 Functions

4.3.1 Response Spectrum Functions

Table 4.4 - Response Spectrum Function - User

Name	Period sec	Acceleration	Damping %
Umbral	0	0.03	2
Umbral	0.01	0.032	
Umbral	0.02	0.035	
Umbral	0.03	0.037	
Umbral	0.04	0.04	
Umbral	0.05	0.042	
Umbral	0.06	0.044	
Umbral	0.07	0.047	
Umbral	0.08	0.049	
Umbral	0.09	0.052	
Umbral	0.1	0.054	
Umbral	0.11	0.056	
Umbral	0.12	0.059	
Umbral	0.13	0.061	
Umbral	0.14	0.064	
Umbral	0.15	0.066	

Name	Period sec	Acceleration	Damping %
Umbral	0.16	0.068	
Umbral	0.17	0.071	
Umbral	0.18	0.073	
Umbral	0.19	0.076	
Umbral	0.2	0.078	
Umbral	0.21	0.08	
Umbral	0.22	0.083	
Umbral	0.23	0.085	
Umbral	0.24	0.088	
Umbral	0.25	0.09	
Umbral	0.26	0.09	
Umbral	0.27	0.09	
Umbral	0.28	0.09	
Umbral	0.29	0.09	
Umbral	0.3	0.09	
Umbral	0.31	0.09	
Umbral	0.32	0.09	
Umbral	0.33	0.09	
Umbral	0.34	0.09	
Umbral	0.35	0.09	
Umbral	0.36	0.09	
Umbral	0.37	0.09	
Umbral	0.38	0.09	
Umbral	0.39	0.09	
Umbral	0.4	0.09	
Umbral	0.41	0.09	
Umbral	0.42	0.09	
Umbral	0.43	0.09	
Umbral	0.44	0.09	
Umbral	0.45	0.09	
Umbral	0.46	0.09	
Umbral	0.47	0.09	
Umbral	0.48	0.09	
Umbral	0.49	0.09	
Umbral	0.5	0.09	
Umbral	0.51	0.09	
Umbral	0.52	0.09	
Umbral	0.53	0.09	
Umbral	0.54	0.09	
Umbral	0.55	0.09	
Umbral	0.56	0.09	
Umbral	0.57	0.09	
Umbral	0.58	0.09	
Umbral	0.59	0.09	
Umbral	0.6	0.09	
Umbral	0.61	0.09	
Umbral	0.62	0.09	
Umbral	0.63	0.09	
Umbral	0.64	0.09	
Umbral	0.65	0.09	
Umbral	0.66	0.09	
Umbral	0.67	0.09	
Umbral	0.68	0.09	
Umbral	0.69	0.09	
Umbral	0.7	0.09	
Umbral	0.71	0.09	
Umbral	0.72	0.09	
Umbral	0.73	0.09	
Umbral	0.74	0.09	
Umbral	0.75	0.09	

Name	Period sec	Acceleration	Damping %
Umbral	0.76	0.09	
Umbral	0.77	0.09	
Umbral	0.78	0.09	
Umbral	0.79	0.09	
Umbral	0.8	0.09	
Umbral	0.81	0.09	
Umbral	0.82	0.09	
Umbral	0.83	0.09	
Umbral	0.84	0.09	
Umbral	0.85	0.09	
Umbral	0.86	0.09	
Umbral	0.87	0.09	
Umbral	0.88	0.09	
Umbral	0.89	0.09	
Umbral	0.9	0.09	
Umbral	0.91	0.09	
Umbral	0.92	0.09	
Umbral	0.93	0.09	
Umbral	0.94	0.09	
Umbral	0.95	0.09	
Umbral	0.96	0.09	
Umbral	0.97	0.09	
Umbral	0.98	0.09	
Umbral	0.99	0.09	
Umbral	1	0.09	
Umbral	1.01	0.09	
Umbral	1.02	0.09	
Umbral	1.03	0.09	
Umbral	1.04	0.09	
Umbral	1.05	0.09	
Umbral	1.06	0.09	
Umbral	1.07	0.09	
Umbral	1.08	0.09	
Umbral	1.09	0.09	
Umbral	1.1	0.09	
Umbral	1.11	0.09	
Umbral	1.12	0.09	
Umbral	1.13	0.09	
Umbral	1.14	0.09	
Umbral	1.15	0.09	
Umbral	1.16	0.09	
Umbral	1.17	0.09	
Umbral	1.18	0.09	
Umbral	1.19	0.09	
Umbral	1.2	0.09	
Umbral	1.21	0.09	
Umbral	1.22	0.09	
Umbral	1.23	0.09	
Umbral	1.24	0.09	
Umbral	1.25	0.09	
Umbral	1.26	0.09	
Umbral	1.27	0.09	
Umbral	1.28	0.09	
Umbral	1.29	0.09	
Umbral	1.3	0.09	
Umbral	1.31	0.09	
Umbral	1.32	0.09	
Umbral	1.33	0.09	
Umbral	1.34	0.09	
Umbral	1.35	0.09	

Name	Period sec	Acceleration	Damping %
Umbral	1.36	0.09	
Umbral	1.37	0.09	
Umbral	1.38	0.09	
Umbral	1.39	0.09	
Umbral	1.4	0.09	
Umbral	1.41	0.09	
Umbral	1.42	0.09	
Umbral	1.43	0.09	
Umbral	1.44	0.09	
Umbral	1.45	0.09	
Umbral	1.46	0.09	
Umbral	1.47	0.09	
Umbral	1.48	0.09	
Umbral	1.49	0.09	
Umbral	1.5	0.09	
Umbral	1.51	0.09	
Umbral	1.52	0.09	
Umbral	1.53	0.09	
Umbral	1.54	0.09	
Umbral	1.55	0.09	
Umbral	1.56	0.09	
Umbral	1.57	0.09	
Umbral	1.58	0.09	
Umbral	1.59	0.09	
Umbral	1.6	0.09	
Umbral	1.61	0.09	
Umbral	1.62	0.09	
Umbral	1.63	0.09	
Umbral	1.64	0.09	
Umbral	1.65	0.09	
Umbral	1.66	0.09	
Umbral	1.67	0.09	
Umbral	1.68	0.09	
Umbral	1.69	0.09	
Umbral	1.7	0.09	
Umbral	1.71	0.09	
Umbral	1.72	0.09	
Umbral	1.73	0.09	
Umbral	1.74	0.09	
Umbral	1.75	0.09	
Umbral	1.76	0.09	
Umbral	1.77	0.09	
Umbral	1.78	0.09	
Umbral	1.79	0.09	
Umbral	1.8	0.09	
Umbral	1.81	0.09	
Umbral	1.82	0.09	
Umbral	1.83	0.09	
Umbral	1.84	0.09	
Umbral	1.85	0.09	
Umbral	1.86	0.09	
Umbral	1.87	0.09	
Umbral	1.88	0.09	
Umbral	1.89	0.09	
Umbral	1.9	0.09	
Umbral	1.91	0.09	
Umbral	1.92	0.09	
Umbral	1.93	0.09	
Umbral	1.94	0.09	
Umbral	1.95	0.09	

Name	Period sec	Acceleration	Damping %
Umbral	1.96	0.09	
Umbral	1.97	0.09	
Umbral	1.98	0.09	
Umbral	1.99	0.09	
Umbral	2	0.09	
Umbral	2.01	0.09	
Umbral	2.02	0.09	
Umbral	2.03	0.09	
Umbral	2.04	0.09	
Umbral	2.05	0.09	
Umbral	2.06	0.09	
Umbral	2.07	0.09	
Umbral	2.08	0.09	
Umbral	2.09	0.09	
Umbral	2.1	0.09	
Umbral	2.11	0.09	
Umbral	2.12	0.09	
Umbral	2.13	0.09	
Umbral	2.14	0.09	
Umbral	2.15	0.09	
Umbral	2.16	0.09	
Umbral	2.17	0.09	
Umbral	2.18	0.09	
Umbral	2.19	0.09	
Umbral	2.2	0.089	
Umbral	2.21	0.089	
Umbral	2.22	0.089	
Umbral	2.23	0.088	
Umbral	2.24	0.088	
Umbral	2.25	0.088	
Umbral	2.26	0.087	
Umbral	2.27	0.087	
Umbral	2.28	0.086	
Umbral	2.29	0.086	
Umbral	2.3	0.086	
Umbral	2.31	0.085	
Umbral	2.32	0.085	
Umbral	2.33	0.084	
Umbral	2.34	0.084	
Umbral	2.35	0.084	
Umbral	2.36	0.083	
Umbral	2.37	0.083	
Umbral	2.38	0.083	
Umbral	2.39	0.082	
Umbral	2.4	0.082	
Umbral	2.41	0.082	
Umbral	2.42	0.081	
Umbral	2.43	0.081	
Umbral	2.44	0.081	
Umbral	2.45	0.08	
Umbral	2.46	0.08	
Umbral	2.47	0.08	
Umbral	2.48	0.079	
Umbral	2.49	0.079	
Umbral	2.5	0.079	
Umbral	2.51	0.078	
Umbral	2.52	0.078	
Umbral	2.53	0.078	
Umbral	2.54	0.078	
Umbral	2.55	0.077	

Name	Period sec	Acceleration	Damping %
Umbral	2.56	0.077	
Umbral	2.57	0.077	
Umbral	2.58	0.076	
Umbral	2.59	0.076	
Umbral	2.6	0.076	
Umbral	2.61	0.075	
Umbral	2.62	0.075	
Umbral	2.63	0.075	
Umbral	2.64	0.075	
Umbral	2.65	0.074	
Umbral	2.66	0.074	
Umbral	2.67	0.074	
Umbral	2.68	0.073	
Umbral	2.69	0.073	
Umbral	2.7	0.073	
Umbral	2.71	0.073	
Umbral	2.72	0.072	
Umbral	2.73	0.072	
Umbral	2.74	0.072	
Umbral	2.75	0.072	
Umbral	2.76	0.071	
Umbral	2.77	0.071	
Umbral	2.78	0.071	
Umbral	2.79	0.071	
Umbral	2.8	0.07	
Umbral	2.81	0.07	
Umbral	2.82	0.07	
Umbral	2.83	0.07	
Umbral	2.84	0.069	
Umbral	2.85	0.069	
Umbral	2.86	0.069	
Umbral	2.87	0.069	
Umbral	2.88	0.068	
Umbral	2.89	0.068	
Umbral	2.9	0.068	
Umbral	2.91	0.068	
Umbral	2.92	0.067	
Umbral	2.93	0.067	
Umbral	2.94	0.067	
Umbral	2.95	0.067	
Umbral	2.96	0.067	
Umbral	2.97	0.066	
Umbral	2.98	0.066	
Umbral	2.99	0.066	
Umbral	3	0.066	
Umbral	3.01	0.065	
Umbral	3.02	0.065	
Umbral	3.03	0.065	
Umbral	3.04	0.065	
Umbral	3.05	0.065	
Umbral	3.06	0.064	
Umbral	3.07	0.064	
Umbral	3.08	0.064	
Umbral	3.09	0.064	
Umbral	3.1	0.064	
Umbral	3.11	0.063	
Umbral	3.12	0.063	
Umbral	3.13	0.063	
Umbral	3.14	0.063	
Umbral	3.15	0.063	

Name	Period sec	Acceleration	Damping %
Umbral	3.16	0.062	
Umbral	3.17	0.062	
Umbral	3.18	0.062	
Umbral	3.19	0.062	
Umbral	3.2	0.062	
Umbral	3.21	0.061	
Umbral	3.22	0.061	
Umbral	3.23	0.061	
Umbral	3.24	0.061	
Umbral	3.25	0.061	
Umbral	3.26	0.06	
Umbral	3.27	0.06	
Umbral	3.28	0.06	
Umbral	3.29	0.06	
Umbral	3.3	0.06	
Umbral	3.31	0.059	
Umbral	3.32	0.059	
Umbral	3.33	0.059	
Umbral	3.34	0.059	
Umbral	3.35	0.059	
Umbral	3.36	0.059	
Umbral	3.37	0.058	
Umbral	3.38	0.058	
Umbral	3.39	0.058	
Umbral	3.4	0.058	
Umbral	3.41	0.058	
Umbral	3.42	0.058	
Umbral	3.43	0.057	
Umbral	3.44	0.057	
Umbral	3.45	0.057	
Umbral	3.46	0.057	
Umbral	3.47	0.057	
Umbral	3.48	0.057	
Umbral	3.49	0.056	
Umbral	3.5	0.056	
Umbral	3.51	0.056	
Umbral	3.52	0.056	
Umbral	3.53	0.056	
Umbral	3.54	0.056	
Umbral	3.55	0.055	
Umbral	3.56	0.055	
Umbral	3.57	0.055	
Umbral	3.58	0.055	
Umbral	3.59	0.055	
Umbral	3.6	0.055	
Umbral	3.61	0.055	
Umbral	3.62	0.054	
Umbral	3.63	0.054	
Umbral	3.64	0.054	
Umbral	3.65	0.054	
Umbral	3.66	0.054	
Umbral	3.67	0.054	
Umbral	3.68	0.053	
Umbral	3.69	0.053	
Umbral	3.7	0.053	
Umbral	3.71	0.053	
Umbral	3.72	0.053	
Umbral	3.73	0.053	
Umbral	3.74	0.053	
Umbral	3.75	0.053	

Name	Period sec	Acceleration	Damping %
Umbral	3.76	0.052	
Umbral	3.77	0.052	
Umbral	3.78	0.052	
Umbral	3.79	0.052	
Umbral	3.8	0.052	
Umbral	3.81	0.052	
Umbral	3.82	0.052	
Umbral	3.83	0.051	
Umbral	3.84	0.051	
Umbral	3.85	0.051	
Umbral	3.86	0.051	
Umbral	3.87	0.051	
Umbral	3.88	0.051	
Umbral	3.89	0.051	
Umbral	3.9	0.05	
Umbral	3.91	0.05	
Umbral	3.92	0.05	
Umbral	3.93	0.05	
Umbral	3.94	0.05	
Umbral	3.95	0.05	
Umbral	3.96	0.05	
Umbral	3.97	0.05	
Umbral	3.98	0.049	
Umbral	3.99	0.049	
Umbral	4	0.049	
Umbral	4.01	0.049	
Umbral	4.02	0.049	
Umbral	4.03	0.049	
Umbral	4.04	0.049	
Umbral	4.05	0.049	
Umbral	4.06	0.048	
Umbral	4.07	0.048	
Umbral	4.08	0.048	
Umbral	4.09	0.048	
Umbral	4.1	0.048	
Umbral	4.11	0.048	
Umbral	4.12	0.048	
Umbral	4.13	0.048	
Umbral	4.14	0.048	
Umbral	4.15	0.047	
Umbral	4.16	0.047	
Umbral	4.17	0.047	
Umbral	4.18	0.047	
Umbral	4.19	0.047	
Umbral	4.2	0.047	
Umbral	4.21	0.047	
Umbral	4.22	0.047	
Umbral	4.23	0.047	
Umbral	4.24	0.046	
Umbral	4.25	0.046	
Umbral	4.26	0.046	
Umbral	4.27	0.046	
Umbral	4.28	0.046	
Umbral	4.29	0.046	
Umbral	4.3	0.046	
Umbral	4.31	0.046	
Umbral	4.32	0.046	
Umbral	4.33	0.045	
Umbral	4.34	0.045	
Umbral	4.35	0.045	

Name	Period sec	Acceleration	Damping %
Umbral	4.36	0.045	
Umbral	4.37	0.045	
Umbral	4.38	0.045	
Umbral	4.39	0.045	
Umbral	4.4	0.045	
Umbral	4.41	0.045	
Umbral	4.42	0.045	
Umbral	4.43	0.044	
Umbral	4.44	0.044	
Umbral	4.45	0.044	
Umbral	4.46	0.044	
Umbral	4.47	0.044	
Umbral	4.48	0.044	
Umbral	4.49	0.044	
Umbral	4.5	0.044	
Umbral	4.51	0.044	
Umbral	4.52	0.044	
Umbral	4.53	0.043	
Umbral	4.54	0.043	
Umbral	4.55	0.043	
Umbral	4.56	0.043	
Umbral	4.57	0.043	
Umbral	4.58	0.043	
Umbral	4.59	0.043	
Umbral	4.6	0.043	
Umbral	4.61	0.043	
Umbral	4.62	0.043	
Umbral	4.63	0.043	
Umbral	4.64	0.042	
Umbral	4.65	0.042	
Umbral	4.66	0.042	
Umbral	4.67	0.042	
Umbral	4.68	0.042	
Umbral	4.69	0.042	
Umbral	4.7	0.042	
Umbral	4.71	0.042	
Umbral	4.72	0.042	
Umbral	4.73	0.042	
Umbral	4.74	0.042	
Umbral	4.75	0.041	
Umbral	4.76	0.041	
Umbral	4.77	0.041	
Umbral	4.78	0.041	
Umbral	4.79	0.041	
Umbral	4.8	0.041	
Umbral	4.81	0.041	
Umbral	4.82	0.041	
Umbral	4.83	0.041	
Umbral	4.84	0.041	
Umbral	4.85	0.041	
Umbral	4.86	0.041	
Umbral	4.87	0.04	
Umbral	4.88	0.04	
Umbral	4.89	0.04	
Umbral	4.9	0.04	
Umbral	4.91	0.04	
Umbral	4.92	0.04	
Umbral	4.93	0.04	
Umbral	4.94	0.04	
Umbral	4.95	0.04	

Name	Period sec	Acceleration	Damping %
Umbral	4.96	0.04	
Umbral	4.97	0.04	
Umbral	4.98	0.04	
Umbral	4.99	0.039	
Umbral	5	0.039	
Umbral	5.01	0.039	
Umbral	5.02	0.039	
Umbral	5.03	0.039	
Umbral	5.04	0.039	
Umbral	5.05	0.039	
Umbral	5.06	0.039	
Umbral	5.07	0.039	
Umbral	5.08	0.039	
Umbral	5.09	0.039	
Umbral	5.1	0.039	
Umbral	5.11	0.039	
Umbral	5.12	0.038	
Umbral	5.13	0.038	
Umbral	5.14	0.038	
Umbral	5.15	0.038	
Umbral	5.16	0.038	
Umbral	5.17	0.038	
Umbral	5.18	0.038	
Umbral	5.19	0.038	
Umbral	5.2	0.038	
Umbral	5.21	0.038	
Umbral	5.22	0.038	
Umbral	5.23	0.038	
Umbral	5.24	0.038	
Umbral	5.25	0.038	
Umbral	5.26	0.037	
Umbral	5.27	0.037	
Umbral	5.28	0.037	
Umbral	5.29	0.037	
Umbral	5.3	0.037	
Umbral	5.31	0.037	
Umbral	5.32	0.037	
Umbral	5.33	0.037	
Umbral	5.34	0.037	
Umbral	5.35	0.037	
Umbral	5.36	0.037	
Umbral	5.37	0.037	
Umbral	5.38	0.037	
Umbral	5.39	0.037	
Umbral	5.4	0.036	
Umbral	5.41	0.036	
Umbral	5.42	0.036	
Umbral	5.43	0.036	
Umbral	5.44	0.036	
Umbral	5.45	0.036	
Umbral	5.46	0.036	
Umbral	5.47	0.036	
Umbral	5.48	0.036	
Umbral	5.49	0.036	
Umbral	5.5	0.036	
Umbral	5.51	0.036	
Umbral	5.52	0.036	
Umbral	5.53	0.036	
Umbral	5.54	0.036	
Umbral	5.55	0.035	

Name	Period sec	Acceleration	Damping %
Umbral	5.56	0.035	
Umbral	5.57	0.035	
Umbral	5.58	0.035	
Umbral	5.59	0.035	
Umbral	5.6	0.035	
Umbral	5.61	0.035	
Umbral	5.62	0.035	
Umbral	5.63	0.035	
Umbral	5.64	0.035	
Umbral	5.65	0.035	
Umbral	5.66	0.035	
Umbral	5.67	0.035	
Umbral	5.68	0.035	
Umbral	5.69	0.035	
Umbral	5.7	0.035	
Umbral	5.71	0.034	
Umbral	5.72	0.034	
Umbral	5.73	0.034	
Umbral	5.74	0.034	
Umbral	5.75	0.034	
Umbral	5.76	0.034	
Umbral	5.77	0.034	
Umbral	5.78	0.034	
Umbral	5.79	0.034	
Umbral	5.8	0.034	
Umbral	5.81	0.034	
Umbral	5.82	0.034	
Umbral	5.83	0.034	
Umbral	5.84	0.034	
Umbral	5.85	0.034	
Umbral	5.86	0.034	
Umbral	5.87	0.034	
Umbral	5.88	0.033	
Umbral	5.89	0.033	
Umbral	5.9	0.033	
Umbral	5.91	0.033	
Umbral	5.92	0.033	
Umbral	5.93	0.033	
Umbral	5.94	0.033	
Umbral	5.95	0.033	
Umbral	5.96	0.033	
Umbral	5.97	0.033	
Umbral	5.98	0.033	
Umbral	5.99	0.033	
Umbral	6	0.033	
Umbral	6.01	0.033	
Umbral	6.02	0.033	
Umbral	6.03	0.033	
Umbral	6.04	0.033	
Umbral	6.05	0.033	
Umbral	6.06	0.032	
Umbral	6.07	0.032	
Umbral	6.08	0.032	
Umbral	6.09	0.032	
Umbral	6.1	0.032	
Umbral	6.11	0.032	
Umbral	6.12	0.032	
Umbral	6.13	0.032	
Umbral	6.14	0.032	
Umbral	6.15	0.032	

Name	Period sec	Acceleration	Damping %
Umbral	6.16	0.032	
Umbral	6.17	0.032	
Umbral	6.18	0.032	
Umbral	6.19	0.032	
Umbral	6.2	0.032	
Umbral	6.21	0.032	
Umbral	6.22	0.032	
Umbral	6.23	0.032	
Umbral	6.24	0.032	
Umbral	6.25	0.032	
Umbral	6.26	0.031	
Umbral	6.27	0.031	
Umbral	6.28	0.031	
Umbral	6.29	0.031	
Umbral	6.3	0.031	
Umbral	6.31	0.031	
Umbral	6.32	0.031	
Umbral	6.33	0.031	
Umbral	6.34	0.031	
Umbral	6.35	0.031	
Umbral	6.36	0.031	
Umbral	6.37	0.031	
Umbral	6.38	0.031	
Umbral	6.39	0.031	
Umbral	6.4	0.031	
Umbral	6.41	0.031	
Umbral	6.42	0.031	
Umbral	6.43	0.031	
Umbral	6.44	0.031	
Umbral	6.45	0.031	
Umbral	6.46	0.03	
Umbral	6.47	0.03	
Umbral	6.48	0.03	
Umbral	6.49	0.03	
Umbral	6.5	0.03	
Umbral	6.51	0.03	
Umbral	6.52	0.03	
Umbral	6.53	0.03	
Umbral	6.54	0.03	
Umbral	6.55	0.03	
Umbral	6.56	0.03	
Umbral	6.57	0.03	
Umbral	6.58	0.03	
Umbral	6.59	0.03	
Umbral	6.6	0.03	
Umbral	6.61	0.03	
Umbral	6.62	0.03	
Umbral	6.63	0.03	
Umbral	6.64	0.03	
Umbral	6.65	0.03	
Umbral	6.66	0.03	
Umbral	6.67	0.03	
Umbral	6.68	0.029	
Umbral	6.69	0.029	
Umbral	6.7	0.029	
Umbral	6.71	0.029	
Umbral	6.72	0.029	
Umbral	6.73	0.029	
Umbral	6.74	0.029	
Umbral	6.75	0.029	

Name	Period sec	Acceleration	Damping %
Umbral	6.76	0.029	
Umbral	6.77	0.029	
Umbral	6.78	0.029	
Umbral	6.79	0.029	
Umbral	6.8	0.029	
Umbral	6.81	0.029	
Umbral	6.82	0.029	
Umbral	6.83	0.029	
Umbral	6.84	0.029	
Umbral	6.85	0.029	
Umbral	6.86	0.029	
Umbral	6.87	0.029	
Umbral	6.88	0.029	
Umbral	6.89	0.029	
Umbral	6.9	0.029	
Umbral	6.91	0.028	
Umbral	6.92	0.028	
Umbral	6.93	0.028	
Umbral	6.94	0.028	
Umbral	6.95	0.028	
Umbral	6.96	0.028	
Umbral	6.97	0.028	
Umbral	6.98	0.028	
Umbral	6.99	0.028	
Umbral	7	0.028	
Umbral	7.01	0.028	
Umbral	7.02	0.028	
Umbral	7.03	0.028	
Umbral	7.04	0.028	
Umbral	7.05	0.028	
Umbral	7.06	0.028	
Umbral	7.07	0.028	
Umbral	7.08	0.028	
Umbral	7.09	0.028	
Umbral	7.1	0.028	
Umbral	7.11	0.028	
Umbral	7.12	0.028	
Umbral	7.13	0.028	
Umbral	7.14	0.028	
Umbral	7.15	0.028	
Umbral	7.16	0.027	
Umbral	7.17	0.027	
Umbral	7.18	0.027	
Umbral	7.19	0.027	
Umbral	7.2	0.027	
Umbral	7.21	0.027	
Umbral	7.22	0.027	
Umbral	7.23	0.027	
Umbral	7.24	0.027	
Umbral	7.25	0.027	
Umbral	7.26	0.027	
Umbral	7.27	0.027	
Umbral	7.28	0.027	
Umbral	7.29	0.027	
Umbral	7.3	0.027	
Umbral	7.31	0.027	
Umbral	7.32	0.027	
Umbral	7.33	0.027	
Umbral	7.34	0.027	
Umbral	7.35	0.027	

Name	Period sec	Acceleration	Damping %
Umbral	7.36	0.027	
Umbral	7.37	0.027	
Umbral	7.38	0.027	
Umbral	7.39	0.027	
Umbral	7.4	0.027	
Umbral	7.41	0.027	
Umbral	7.42	0.027	
Umbral	7.43	0.026	
Umbral	7.44	0.026	
Umbral	7.45	0.026	
Umbral	7.46	0.026	
Umbral	7.47	0.026	
Umbral	7.48	0.026	
Umbral	7.49	0.026	
Umbral	7.5	0.026	

4.4 Load Cases

Table 4.5 - Load Cases - Summary

Name	Type
D	Linear Static
L	Linear Static
LR	Linear Static
EX	Response Spectrum
EY	Response Spectrum
DISX	Response Spectrum
DISY	Response Spectrum
W	Linear Static
G	Linear Static
DERUX	Response Spectrum
DERUY	Response Spectrum

4.5 Load Combinations

Table 4.6 - Load Combinations

Name	Load Case/Combo	Scale Factor	Type	Auto
COMB1	D	1.4	Linear Add	No
COMB2	D	1.2	Linear Add	No
COMB2	L	1.6		No
COMB2	LR	0.5		No
COMB3	D	1.2	Linear Add	No
COMB3	L	1		No
COMB3	LR	1.6		No
COMB4	D	1.2	Linear Add	No
COMB4	L	1		No
COMB4	LR	0.5		No
COMB5	D	1.2	Linear Add	No
COMB5	L	1		No
COMB5	DISX	1		No
COMB5	DISY	0.3		No
COMB6	D	1.2	Linear Add	No
COMB6	L	1		No
COMB6	DISY	1		No
COMB6	DISX	0.3		No
COMB7	D	0.9	Linear Add	No
COMB7	DISY	1		No

Name	Load Case/Combo	Scale Factor	Type	Auto
COMB7	DISX	0.3		No
COMB8	D	0.9	Linear Add	No
COMB8	DISY	0.3		No
COMB8	DISX	1		No
ENVE	COMB1	1	Envelope	No
ENVE	COMB2	1		No
ENVE	COMB3	1		No
ENVE	COMB4	1		No
ENVE	COMB5	1		No
ENVE	COMB6	1		No
ENVE	COMB7	1		No
ENVE	COMB8	1		No
CIM01	D	1	Linear Add	No
CIM02	D	1	Linear Add	No
CIM02	L	1		No
CIM03	D	1	Linear Add	No
CIM03	LR	1		No
CIM04	D	1	Linear Add	No
CIM04	L	0.75		No
CIM04	LR	0.75		No
CIM05	D	1	Linear Add	No
CIM05	DISX	0.7		No
CIM05	DISY	0.21		No
CIM06	D	1	Linear Add	No
CIM06	DISX	0.21		No
CIM06	DISY	0.7		No
CIM07	D	1	Linear Add	No
CIM07	DISX	0.53		No
CIM07	DISY	0.16		No
CIM07	L	0.75		No
CIM07	LR	0.75		No
CIM08	D	1	Linear Add	No
CIM08	DISX	0.16		No
CIM08	DISY	0.53		No
CIM08	L	0.75		No
CIM08	LR	0.75		No
DER01	D	1.4	Linear Add	No
DER02	D	1.2	Linear Add	No
DER02	L	1.6		No
DER02	LR	0.5		No
DER03	D	1.2	Linear Add	No
DER03	L	1		No
DER03	LR	1.6		No
DER04	D	1.2	Linear Add	No
DER04	L	1		No
DER04	LR	0.5		No
DER05	D	1.2	Linear Add	No
DER05	L	1		No
DER05	EX	1		No
DER06	D	1.2	Linear Add	No
DER06	L	1		No
DER06	EY	1		No
DER07	D	0.9	Linear Add	No
DER07	EX	1		No
DER08	D	0.9	Linear Add	No
DER08	EY	1		No
DERUD01	D	1.4	Linear Add	No
DERUD02	D	1.2	Linear Add	No
DERUD02	L	1.6		No
DERUD02	LR	0.5		No

Name	Load Case/Combo	Scale Factor	Type	Auto
DERUD03	D	1.2	Linear Add	No
DERUD03	L	1		No
DERUD03	LR	1.6		No
DERUD04	D	1.2	Linear Add	No
DERUD04	L	1		No
DERUD04	LR	0.5		No
DERUD05	D	1.2	Linear Add	No
DERUD05	L	1		No
DERUD05	DERUX	1		No
DERUD06	D	1.2	Linear Add	No
DERUD06	L	1		No
DERUD06	DERUY	1		No
DERUD07	D	0.9	Linear Add	No
DERUD07	DERUX	1		No
DERUD08	D	0.9	Linear Add	No
DERUD08	DERUY	1		No
CIM09	D	0.6	Linear Add	No
CIM09	DISX	0.7		No
CIM09	DISY	0.21		No
CIM10	D	0.6	Linear Add	No
CIM10	DISX	0.21		No
CIM10	DISY	0.7		No
CIM11	D	1	Linear Add	No
CIM11	G	1		No
CIM12	D	1	Linear Add	No
CIM12	G	0.75		No
CIM12	L	0.75		No
CIM13	D	1	Linear Add	No
CIM13	G	0.75		No
CIM13	L	0.75		No
CIM13	DISX	0.53		No
CIM13	DISY	0.16		No
CIM14	D	1	Linear Add	No
CIM14	G	0.75		No
CIM14	L	0.75		No
CIM14	DISX	0.16		No
CIM14	DISY	0.53		No
CIM15	D	0.6	Linear Add	No
COMB9	D	1.2	Linear Add	No
COMB9	L	1.6		No
COMB9	G	0.5		No
COMB10	D	1.2	Linear Add	No
COMB10	L	1		No
COMB10	G	1.6		No
COMB11	D	1.2	Linear Add	No
COMB11	L	1		No
COMB11	G	0.5		No
DER09	D	1.2	Linear Add	No
DER09	L	1.6		No
DER09	G	0.5		No
DERUD09	D	1.2	Linear Add	No
DERUD09	L	1.6		No
DERUD09	G	0.5		No
DER10	D	1.2	Linear Add	No
DER10	L	1		No
DER10	G	1.6		No
DERUD10	D	1.2	Linear Add	No
DERUD10	L	1		No
DERUD10	G	1.6		No
DER11	D	1.2	Linear Add	No

Name	Load Case/Combo	Scale Factor	Type	Auto
DER11	L	1		No
DER11	G	0.5		No
DERUD11	D	1.2	Linear Add	No
DERUD11	L	1		No
DERUD11	G	0.5		No

5 Analysis Results

This chapter provides analysis results.

5.1 Structure Results

Table 5.1 - Base Reactions

Load Case/Combo	FX kN	FY kN	FZ kN	MX kN-m	MY kN-m	MZ kN-m	X m	Y m	Z m
D	0	0	392.0201	764.181	-1607.2823	0	0	0	0
L	0	0	39.36	-47.3468	-161.376	0	0	0	0
LR	0	0	33.62	137.8429	-137.842	0	0	0	0
EX Max	275.1249	0	0	0	897.3983	1304.4575	0	0	0
EY Max	0	275.1002	0	896.7983	0	1127.9109	0	0	0
DISX Max	152.8471	0	0	0	498.5546	724.6986	0	0	0
DISY Max	0	152.8335	0	498.2213	0	626.6171	0	0	0
W	0	0	0	0	0	0	0	0	0
G	0	0	86.92	252.0123	-356.372	0	0	0	0
DERUX Max	23.647	0	0	0	77.1426	97.2715	0	0	0
DERUY Max	0	24.2781	0	79.144	0	99.5401	0	0	0
COMB1	0	0	548.8281	1069.8534	-2250.1953	0	0	0	0
COMB2	0	0	550.2101	910.1837	-2255.8614	0	0	0	0
COMB3	0	0	563.5761	1090.219	-2310.662	0	0	0	0
COMB4	0	0	526.5941	938.5918	-2159.0358	0	0	0	0
COMB5 Max	152.8471	45.85	509.7841	1019.1368	-1591.5602	912.6837	0	0	0
COMB5 Min	-152.8471	-45.85	509.7841	720.204	-2588.6694	-912.6837	0	0	0
COMB6 Max	45.8541	152.8335	509.7841	1367.8917	-1940.5484	844.0267	0	0	0
COMB6 Min	-45.8541	-152.8335	509.7841	371.4491	-2239.6812	-844.0267	0	0	0
COMB7 Max	45.8541	152.8335	352.8181	1185.9842	-1296.9877	844.0267	0	0	0
COMB7 Min	-45.8541	-152.8335	352.8181	189.5416	-1596.1205	-844.0267	0	0	0
COMB8 Max	152.8471	45.85	352.8181	837.2293	-947.9995	912.6837	0	0	0
COMB8 Min	-152.8471	-45.85	352.8181	538.2965	-1945.1087	-912.6837	0	0	0
ENVE Max	152.8471	152.8335	563.5761	1367.8917	-947.9995	912.6837	0	0	0
ENVE Min	-152.8471	-152.8335	352.8181	189.5416	-2588.6694	-912.6837	0	0	0
CIM01	0	0	392.0201	764.181	-1607.2823	0	0	0	0
CIM02	0	0	431.3801	716.8342	-1768.6583	0	0	0	0
CIM03	0	0	425.6401	902.0239	-1745.1243	0	0	0	0
CIM04	0	0	446.7551	832.053	-1831.6958	0	0	0	0
CIM05 Max	106.993	32.095	392.0201	868.8075	-1258.2941	638.8786	0	0	0
CIM05 Min	-106.993	-32.095	392.0201	659.5546	-1956.2706	-638.8786	0	0	0
CIM06 Max	32.0979	106.9834	392.0201	1112.9359	-1502.5859	590.8187	0	0	0
CIM06 Min	-32.0979	-106.9834	392.0201	415.4261	-1711.9788	-590.8187	0	0	0
CIM07 Max	81.009	24.4534	446.7551	911.7684	-1567.4619	484.349	0	0	0
CIM07 Min	-81.009	-24.4534	446.7551	752.3376	-2095.9298	-484.349	0	0	0
CIM08 Max	24.4555	81.0017	446.7551	1096.1103	-1751.9271	448.0589	0	0	0
CIM08 Min	-24.4555	-81.0017	446.7551	567.9958	-1911.4646	-448.0589	0	0	0
DER01	0	0	548.8281	1069.8534	-2250.1953	0	0	0	0
DER02	0	0	550.2101	910.1837	-2255.8614	0	0	0	0
DER03	0	0	563.5761	1090.219	-2310.662	0	0	0	0
DER04	0	0	526.5941	938.5918	-2159.0358	0	0	0	0
DER05 Max	275.1249	0	509.7841	869.6704	-1192.7165	1304.4575	0	0	0
DER05 Min	-275.1249	0	509.7841	869.6704	-2987.5131	-1304.4575	0	0	0
DER06 Max	0	275.1002	509.7841	1766.4687	-2090.1148	1127.9109	0	0	0
DER06 Min	0	-275.1002	509.7841	-27.1279	-2090.1148	-1127.9109	0	0	0
DER07 Max	275.1249	0	352.8181	687.7629	-549.1558	1304.4575	0	0	0
DER07 Min	-275.1249	0	352.8181	687.7629	-2343.9524	-1304.4575	0	0	0
DER08 Max	0	275.1002	352.8181	1584.5612	-1446.5541	1127.9109	0	0	0
DER08 Min	0	-275.1002	352.8181	-209.0354	-1446.5541	-1127.9109	0	0	0
DERUD01	0	0	548.8281	1069.8534	-2250.1953	0	0	0	0
DERUD02	0	0	550.2101	910.1837	-2255.8614	0	0	0	0
DERUD03	0	0	563.5761	1090.219	-2310.662	0	0	0	0
DERUD04	0	0	526.5941	938.5918	-2159.0358	0	0	0	0
DERUD05 Max	23.647	0	509.7841	869.6704	-2012.9722	97.2715	0	0	0

Load Case/Combo	FX kN	FY kN	FZ kN	MX kN-m	MY kN-m	MZ kN-m	X m	Y m	Z m
DERUD05 Min	-23.647	0	509.7841	869.6704	-2167.2574	-97.2715	0	0	0
DERUD06 Max	0	24.2781	509.7841	948.8144	-2090.1148	99.5401	0	0	0
DERUD06 Min	0	-24.2781	509.7841	790.5264	-2090.1148	-99.5401	0	0	0
DERUD07 Max	23.647	0	352.8181	687.7629	-1369.4115	97.2715	0	0	0
DERUD07 Min	-23.647	0	352.8181	687.7629	-1523.6967	-97.2715	0	0	0
DERUD08 Max	0	24.2781	352.8181	766.9069	-1446.5541	99.5401	0	0	0
DERUD08 Min	0	-24.2781	352.8181	608.6189	-1446.5541	-99.5401	0	0	0
CIM09 Max	106.993	32.095	235.212	563.1351	-615.3812	638.8786	0	0	0
CIM09 Min	-106.993	-32.095	235.212	353.8821	-1313.3576	-638.8786	0	0	0
CIM10 Max	32.0979	106.9834	235.212	807.2635	-859.6729	590.8187	0	0	0
CIM10 Min	-32.0979	-106.9834	235.212	109.7537	-1069.0659	-590.8187	0	0	0
CIM11	0	0	478.9401	1016.1933	-1963.6543	0	0	0	0
CIM12	0	0	486.7301	917.6801	-1995.5933	0	0	0	0
CIM13 Max	81.009	24.4534	486.7301	997.3955	-1731.3594	484.349	0	0	0
CIM13 Min	-81.009	-24.4534	486.7301	837.9647	-2259.8273	-484.349	0	0	0
CIM14 Max	24.4555	81.0017	486.7301	1181.7374	-1915.8246	448.0589	0	0	0
CIM14 Min	-24.4555	-81.0017	486.7301	653.6228	-2075.3621	-448.0589	0	0	0
CIM15	0	0	235.212	458.5086	-964.3694	0	0	0	0
COMB9	0	0	576.8601	967.2684	-2365.1264	0	0	0	0
COMB10	0	0	648.8561	1272.8901	-2660.31	0	0	0	0
COMB11	0	0	553.2441	995.6765	-2268.3008	0	0	0	0
DER09	0	0	576.8601	967.2684	-2365.1264	0	0	0	0
DERUD09	0	0	576.8601	967.2684	-2365.1264	0	0	0	0
DER10	0	0	648.8561	1272.8901	-2660.31	0	0	0	0
DERUD10	0	0	648.8561	1272.8901	-2660.31	0	0	0	0
DER11	0	0	553.2441	995.6765	-2268.3008	0	0	0	0
DERUD11	0	0	553.2441	995.6765	-2268.3008	0	0	0	0

Table 5.2 - Centers of Mass and Rigidity

Story	Diaphragm	Mass X kg	Mass Y kg	XCM m	YCM m	Cumulative X kg	Cumulative Y kg	XCCM m	YCCM m	XCR m	YCR m
N1	D1	28388.96	28388.96	4.1	-0.6326	28388.96	28388.96	4.1	-0.6326	4.1	3.2919

Table 5.3 - Diaphragm Center of Mass Displacements

Story	Diaphragm	Load Case/Combo	UX mm	UY mm	RZ rad	Point	X m	Y m	Z m
N1	D1	D	0	-1	0	1	4.1	-0.6326	3.25
N1	D1	L	0	-0.3	0	1	4.1	-0.6326	3.25
N1	D1	LR	0	0.004376	0	1	4.1	-0.6326	3.25
N1	D1	EX Max	11.6	0	0.001204	1	4.1	-0.6326	3.25
N1	D1	EY Max	0	7.4	0	1	4.1	-0.6326	3.25
N1	D1	DISX Max	6.4	0	0.000669	1	4.1	-0.6326	3.25
N1	D1	DISY Max	0	4.1	0	1	4.1	-0.6326	3.25
N1	D1	W	0	0	0	1	4.1	-0.6326	3.25
N1	D1	G	0	-0.1	0	1	4.1	-0.6326	3.25
N1	D1	DERUX Max	1	0	0.000105	1	4.1	-0.6326	3.25
N1	D1	DERUY Max	0	0.7	0	1	4.1	-0.6326	3.25
N1	D1	COMB1	0	-1.4	0	1	4.1	-0.6326	3.25
N1	D1	COMB2	0	-1.7	0	1	4.1	-0.6326	3.25
N1	D1	COMB3	0	-1.5	0	1	4.1	-0.6326	3.25
N1	D1	COMB4	0	-1.5	0	1	4.1	-0.6326	3.25
N1	D1	COMB5 Max	6.4	-0.3	0.000669	1	4.1	-0.6326	3.25
N1	D1	COMB5 Min	-6.4	-2.8	-0.000669	1	4.1	-0.6326	3.25
N1	D1	COMB6 Max	1.9	2.6	0.000201	1	4.1	-0.6326	3.25
N1	D1	COMB6 Min	-1.9	-5.6	-0.000201	1	4.1	-0.6326	3.25
N1	D1	COMB7 Max	1.9	3.2	0.000201	1	4.1	-0.6326	3.25
N1	D1	COMB7 Min	-1.9	-5	-0.000201	1	4.1	-0.6326	3.25
N1	D1	COMB8 Max	6.4	0.3	0.000669	1	4.1	-0.6326	3.25
N1	D1	COMB8 Min	-6.4	-2.1	-0.000669	1	4.1	-0.6326	3.25

Story	Diaphragm	Load Case/Combo	UX mm	UY mm	RZ rad	Point	X m	Y m	Z m
N1	D1	ENVE Max	6.4	3.2	0.000669	1	4.1	-0.6326	3.25
N1	D1	ENVE Min	-6.4	-5.6	-0.000669	1	4.1	-0.6326	3.25
N1	D1	CIM01	0	-1	0	1	4.1	-0.6326	3.25
N1	D1	CIM02	0	-1.3	0	1	4.1	-0.6326	3.25
N1	D1	CIM03	0	-1	0	1	4.1	-0.6326	3.25
N1	D1	CIM04	0	-1.2	0	1	4.1	-0.6326	3.25
N1	D1	CIM05 Max	4.5	-0.1	0.000468	1	4.1	-0.6326	3.25
N1	D1	CIM05 Min	-4.5	-1.9	-0.000468	1	4.1	-0.6326	3.25
N1	D1	CIM06 Max	1.3	1.9	0.00014	1	4.1	-0.6326	3.25
N1	D1	CIM06 Min	-1.3	-3.9	-0.00014	1	4.1	-0.6326	3.25
N1	D1	CIM07 Max	3.4	-0.6	0.000355	1	4.1	-0.6326	3.25
N1	D1	CIM07 Min	-3.4	-1.9	-0.000355	1	4.1	-0.6326	3.25
N1	D1	CIM08 Max	1	0.9	0.000107	1	4.1	-0.6326	3.25
N1	D1	CIM08 Min	-1	-3.4	-0.000107	1	4.1	-0.6326	3.25
N1	D1	DER01	0	-1.4	0	1	4.1	-0.6326	3.25
N1	D1	DER02	0	-1.7	0	1	4.1	-0.6326	3.25
N1	D1	DER03	0	-1.5	0	1	4.1	-0.6326	3.25
N1	D1	DER04	0	-1.5	0	1	4.1	-0.6326	3.25
N1	D1	DER05 Max	11.6	-1.5	0.001204	1	4.1	-0.6326	3.25
N1	D1	DER05 Min	-11.6	-1.5	-0.001204	1	4.1	-0.6326	3.25
N1	D1	DER06 Max	0	5.9	0	1	4.1	-0.6326	3.25
N1	D1	DER06 Min	0	-8.9	0	1	4.1	-0.6326	3.25
N1	D1	DER07 Max	11.6	-0.9	0.001204	1	4.1	-0.6326	3.25
N1	D1	DER07 Min	-11.6	-0.9	-0.001204	1	4.1	-0.6326	3.25
N1	D1	DER08 Max	0	6.5	0	1	4.1	-0.6326	3.25
N1	D1	DER08 Min	0	-8.3	0	1	4.1	-0.6326	3.25
N1	D1	DERUD01	0	-1.4	0	1	4.1	-0.6326	3.25
N1	D1	DERUD02	0	-1.7	0	1	4.1	-0.6326	3.25
N1	D1	DERUD03	0	-1.5	0	1	4.1	-0.6326	3.25
N1	D1	DERUD04	0	-1.5	0	1	4.1	-0.6326	3.25
N1	D1	DERUD05 Max	1	-1.5	0.000105	1	4.1	-0.6326	3.25
N1	D1	DERUD05 Min	-1	-1.5	-0.000105	1	4.1	-0.6326	3.25
N1	D1	DERUD06 Max	0	-0.9	0	1	4.1	-0.6326	3.25
N1	D1	DERUD06 Min	0	-2.2	0	1	4.1	-0.6326	3.25
N1	D1	DERUD07 Max	1	-0.9	0.000105	1	4.1	-0.6326	3.25
N1	D1	DERUD07 Min	-1	-0.9	-0.000105	1	4.1	-0.6326	3.25
N1	D1	DERUD08 Max	0	-0.3	0	1	4.1	-0.6326	3.25
N1	D1	DERUD08 Min	0	-1.6	0	1	4.1	-0.6326	3.25
N1	D1	CIM09 Max	4.5	0.3	0.000468	1	4.1	-0.6326	3.25
N1	D1	CIM09 Min	-4.5	-1.5	-0.000468	1	4.1	-0.6326	3.25
N1	D1	CIM10 Max	1.3	2.3	0.00014	1	4.1	-0.6326	3.25
N1	D1	CIM10 Min	-1.3	-3.5	-0.00014	1	4.1	-0.6326	3.25
N1	D1	CIM11	0	-1.2	0	1	4.1	-0.6326	3.25
N1	D1	CIM12	0	-1.4	0	1	4.1	-0.6326	3.25
N1	D1	CIM13 Max	3.4	-0.7	0.000355	1	4.1	-0.6326	3.25
N1	D1	CIM13 Min	-3.4	-2	-0.000355	1	4.1	-0.6326	3.25
N1	D1	CIM14 Max	1	0.8	0.000107	1	4.1	-0.6326	3.25
N1	D1	CIM14 Min	-1	-3.5	-0.000107	1	4.1	-0.6326	3.25
N1	D1	CIM15	0	-0.6	0	1	4.1	-0.6326	3.25
N1	D1	COMB9	0	-1.8	0	1	4.1	-0.6326	3.25
N1	D1	COMB10	0	-1.8	0	1	4.1	-0.6326	3.25
N1	D1	COMB11	0	-1.6	0	1	4.1	-0.6326	3.25
N1	D1	DER09	0	-1.8	0	1	4.1	-0.6326	3.25
N1	D1	DERUD09	0	-1.8	0	1	4.1	-0.6326	3.25
N1	D1	DER10	0	-1.8	0	1	4.1	-0.6326	3.25
N1	D1	DERUD10	0	-1.8	0	1	4.1	-0.6326	3.25
N1	D1	DER11	0	-1.6	0	1	4.1	-0.6326	3.25
N1	D1	DERUD11	0	-1.6	0	1	4.1	-0.6326	3.25

5.2 Story Results

Table 5.4 - Story Max/Avg Displacements

Story	Load Case/Combo	Direction	Maximum mm	Average mm	Ratio
N1	D	Y	1	1	1
N1	L	Y	0.3	0.3	1
N1	LR	Y	0.004376	0.004376	1
N1	EX Max	X	10.9	10.9	1
N1	EX Max	Y	4.9	4.9	1
N1	EY Max	Y	7.4	7.4	1
N1	DISX Max	X	6.1	6.1	1
N1	DISX Max	Y	2.7	2.7	1
N1	DISY Max	Y	4.1	4.1	1
N1	G	Y	0.1	0.1	1
N1	DERUX Max	X	1	1	1
N1	DERUX Max	Y	0.4	0.4	1
N1	DERUY Max	Y	0.7	0.7	1
N1	COMB1	Y	1.4	1.4	1
N1	COMB2	Y	1.7	1.7	1
N1	COMB3	Y	1.5	1.5	1
N1	COMB4	Y	1.5	1.5	1
N1	COMB5 Max	X	6.1	6.1	1
N1	COMB5 Max	Y	2.5	2.5	1
N1	COMB5 Min	X	6.1	6.1	1
N1	COMB5 Min	Y	5.5	5.5	1
N1	COMB6 Max	X	1.8	1.8	1
N1	COMB6 Max	Y	3.4	3.4	1
N1	COMB6 Min	X	1.8	1.8	1
N1	COMB6 Min	Y	6.5	6.5	1
N1	COMB7 Max	X	1.8	1.8	1
N1	COMB7 Max	Y	4	4	1
N1	COMB7 Min	X	1.8	1.8	1
N1	COMB7 Min	Y	5.9	5.9	1
N1	COMB8 Max	X	6.1	6.1	1
N1	COMB8 Max	Y	3.1	3.1	1
N1	COMB8 Min	X	6.1	6.1	1
N1	COMB8 Min	Y	4.9	4.9	1
N1	ENVE Max	X	6.1	6.1	1
N1	ENVE Max	Y	4	4	1
N1	ENVE Min	X	6.1	6.1	1
N1	ENVE Min	Y	6.5	6.5	1
N1	CIM01	Y	1	1	1
N1	CIM02	Y	1.3	1.3	1
N1	CIM03	Y	1	1	1
N1	CIM04	Y	1.2	1.2	1
N1	CIM05 Max	X	4.2	4.2	1
N1	CIM05 Max	Y	1.8	1.8	1
N1	CIM05 Min	X	4.2	4.2	1
N1	CIM05 Min	Y	3.8	3.8	1
N1	CIM06 Max	X	1.3	1.3	1
N1	CIM06 Max	Y	2.5	2.5	1
N1	CIM06 Min	X	1.3	1.3	1
N1	CIM06 Min	Y	4.5	4.5	1
N1	CIM07 Max	X	3.2	3.2	1
N1	CIM07 Max	Y	0.9	0.9	1
N1	CIM07 Min	X	3.2	3.2	1
N1	CIM07 Min	Y	3.4	3.4	1
N1	CIM08 Max	X	1	1	1
N1	CIM08 Max	Y	1.4	1.4	1
N1	CIM08 Min	X	1	1	1
N1	CIM08 Min	Y	3.9	3.9	1
N1	DER01	Y	1.4	1.4	1
N1	DER02	Y	1.7	1.7	1

Story	Load Case/Combo	Direction	Maximum mm	Average mm	Ratio
N1	DER03	Y	1.5	1.5	1
N1	DER04	Y	1.5	1.5	1
N1	DER05 Max	X	10.9	10.9	1
N1	DER05 Max	Y	3.4	3.4	1
N1	DER05 Min	X	10.9	10.9	1
N1	DER05 Min	Y	6.5	6.5	1
N1	DER06 Max	Y	5.9	5.9	1
N1	DER06 Min	Y	8.9	8.9	1
N1	DER07 Max	X	10.9	10.9	1
N1	DER07 Max	Y	4	4	1
N1	DER07 Min	X	10.9	10.9	1
N1	DER07 Min	Y	5.8	5.8	1
N1	DER08 Max	Y	6.5	6.5	1
N1	DER08 Min	Y	8.3	8.3	1
N1	DERUD01	Y	1.4	1.4	1
N1	DERUD02	Y	1.7	1.7	1
N1	DERUD03	Y	1.5	1.5	1
N1	DERUD04	Y	1.5	1.5	1
N1	DERUD05 Max	X	1	1	1
N1	DERUD05 Max	Y	1.1	1.1	1
N1	DERUD05 Min	X	1	1	1
N1	DERUD05 Min	Y	2	2	1
N1	DERUD06 Max	Y	0.9	0.9	1
N1	DERUD06 Min	Y	2.2	2.2	1
N1	DERUD07 Max	X	1	1	1
N1	DERUD07 Max	Y	0.5	0.5	1
N1	DERUD07 Min	X	1	1	1
N1	DERUD07 Min	Y	1.3	1.3	1
N1	DERUD08 Max	Y	0.3	0.3	1
N1	DERUD08 Min	Y	1.6	1.6	1
N1	CIM09 Max	X	4.2	4.2	1
N1	CIM09 Max	Y	2.2	2.2	1
N1	CIM09 Min	X	4.2	4.2	1
N1	CIM09 Min	Y	3.4	3.4	1
N1	CIM10 Max	X	1.3	1.3	1
N1	CIM10 Max	Y	2.9	2.9	1
N1	CIM10 Min	X	1.3	1.3	1
N1	CIM10 Min	Y	4.1	4.1	1
N1	CIM11	Y	1.2	1.2	1
N1	CIM12	Y	1.4	1.4	1
N1	CIM13 Max	X	3.2	3.2	1
N1	CIM13 Max	Y	0.8	0.8	1
N1	CIM13 Min	X	3.2	3.2	1
N1	CIM13 Min	Y	3.5	3.5	1
N1	CIM14 Max	X	1	1	1
N1	CIM14 Max	Y	1.3	1.3	1
N1	CIM14 Min	X	1	1	1
N1	CIM14 Min	Y	4	4	1
N1	CIM15	Y	0.6	0.6	1
N1	COMB9	Y	1.8	1.8	1
N1	COMB10	Y	1.8	1.8	1
N1	COMB11	Y	1.6	1.6	1
N1	DER09	Y	1.8	1.8	1
N1	DERUD09	Y	1.8	1.8	1
N1	DER10	Y	1.8	1.8	1
N1	DERUD10	Y	1.8	1.8	1
N1	DER11	Y	1.6	1.6	1
N1	DERUD11	Y	1.6	1.6	1

Table 5.5 - Story Drifts

Story	Load Case/Combo	Direction	Drift	Label	X m	Y m	Z m
N1	D	Y	0.000312	4	8.2	8.2	3.25
N1	L	Y	9.7E-05	3	8.2	0	3.25
N1	LR	Y	1E-06	3	8.2	0	3.25
N1	EX Max	X	0.00336	3	8.2	0	3.25
N1	EX Max	Y	0.001519	3	8.2	0	3.25
N1	EY Max	Y	0.002284	3	8.2	0	3.25
N1	DISX Max	X	0.001867	3	8.2	0	3.25
N1	DISX Max	Y	0.000844	3	8.2	0	3.25
N1	DISY Max	Y	0.001269	3	8.2	0	3.25
N1	G	Y	5E-05	4	8.2	8.2	3.25
N1	DERUX Max	X	0.000301	3	8.2	0	3.25
N1	DERUX Max	Y	0.000132	3	8.2	0	3.25
N1	DERUY Max	Y	0.000202	3	8.2	0	3.25
N1	COMB1	Y	0.000437	4	8.2	8.2	3.25
N1	COMB2	Y	0.000527	3	8.2	0	3.25
N1	COMB3	Y	0.00047	4	8.2	8.2	3.25
N1	COMB4	Y	0.000469	4	8.2	8.2	3.25
N1	COMB5 Max	X	0.001867	3	8.2	0	3.25
N1	COMB5 Max	Y	0.000755	3	8.2	0	3.25
N1	COMB5 Min	X	0.001867	3	8.2	0	3.25
N1	COMB5 Min	Y	0.001694	3	8.2	0	3.25
N1	COMB6 Max	X	0.00056	3	8.2	0	3.25
N1	COMB6 Max	Y	0.001053	3	8.2	0	3.25
N1	COMB6 Min	X	0.00056	3	8.2	0	3.25
N1	COMB6 Min	Y	0.001992	3	8.2	0	3.25
N1	COMB7 Max	X	0.00056	3	8.2	0	3.25
N1	COMB7 Max	Y	0.001243	3	8.2	0	3.25
N1	COMB7 Min	X	0.00056	3	8.2	0	3.25
N1	COMB7 Min	Y	0.001802	3	8.2	0	3.25
N1	COMB8 Max	X	0.001867	3	8.2	0	3.25
N1	COMB8 Max	Y	0.000945	3	8.2	0	3.25
N1	COMB8 Min	X	0.001867	3	8.2	0	3.25
N1	COMB8 Min	Y	0.001504	3	8.2	0	3.25
N1	ENVE Max	X	0.001867	3	8.2	0	3.25
N1	ENVE Max	Y	0.001243	3	8.2	0	3.25
N1	ENVE Min	X	0.001867	3	8.2	0	3.25
N1	ENVE Min	Y	0.001992	3	8.2	0	3.25
N1	CIM01	Y	0.000312	4	8.2	8.2	3.25
N1	CIM02	Y	0.000407	3	8.2	0	3.25
N1	CIM03	Y	0.000313	4	8.2	8.2	3.25
N1	CIM04	Y	0.000383	4	8.2	8.2	3.25
N1	CIM05 Max	X	0.001307	3	8.2	0	3.25
N1	CIM05 Max	Y	0.000547	3	8.2	0	3.25
N1	CIM05 Min	X	0.001307	3	8.2	0	3.25
N1	CIM05 Min	Y	0.001168	3	8.2	0	3.25
N1	CIM06 Max	X	0.000392	3	8.2	0	3.25
N1	CIM06 Max	Y	0.000755	3	8.2	0	3.25
N1	CIM06 Min	X	0.000392	3	8.2	0	3.25
N1	CIM06 Min	Y	0.001376	3	8.2	0	3.25
N1	CIM07 Max	X	0.000989	3	8.2	0	3.25
N1	CIM07 Max	Y	0.000268	3	8.2	0	3.25
N1	CIM07 Min	X	0.000989	3	8.2	0	3.25
N1	CIM07 Min	Y	0.001032	3	8.2	0	3.25
N1	CIM08 Max	X	0.000299	3	8.2	0	3.25
N1	CIM08 Max	Y	0.000426	3	8.2	0	3.25
N1	CIM08 Min	X	0.000299	3	8.2	0	3.25
N1	CIM08 Min	Y	0.00119	3	8.2	0	3.25
N1	DER01	Y	0.000437	4	8.2	8.2	3.25
N1	DER02	Y	0.000527	3	8.2	0	3.25
N1	DER03	Y	0.00047	4	8.2	8.2	3.25

Story	Load Case/Combo	Direction	Drift	Label	X m	Y m	Z m
N1	DER04	Y	0.000469	4	8.2	8.2	3.25
N1	DER05 Max	X	0.00336	3	8.2	0	3.25
N1	DER05 Max	Y	0.00105	3	8.2	0	3.25
N1	DER05 Min	X	0.00336	3	8.2	0	3.25
N1	DER05 Min	Y	0.001988	3	8.2	0	3.25
N1	DER06 Max	Y	0.001815	3	8.2	0	3.25
N1	DER06 Min	Y	0.002754	3	8.2	0	3.25
N1	DER07 Max	X	0.00336	3	8.2	0	3.25
N1	DER07 Max	Y	0.00124	3	8.2	0	3.25
N1	DER07 Min	X	0.00336	3	8.2	0	3.25
N1	DER07 Min	Y	0.001798	3	8.2	0	3.25
N1	DER08 Max	Y	0.002005	3	8.2	0	3.25
N1	DER08 Min	Y	0.002564	3	8.2	0	3.25
N1	DERUD01	Y	0.000437	4	8.2	8.2	3.25
N1	DERUD02	Y	0.000527	3	8.2	0	3.25
N1	DERUD03	Y	0.00047	4	8.2	8.2	3.25
N1	DERUD04	Y	0.000469	4	8.2	8.2	3.25
N1	DERUD05 Max	X	0.000301	3	8.2	0	3.25
N1	DERUD05 Max	Y	0.000337	4	8.2	8.2	3.25
N1	DERUD05 Min	X	0.000301	3	8.2	0	3.25
N1	DERUD05 Min	Y	0.000602	3	8.2	0	3.25
N1	DERUD06 Max	Y	0.000268	4	8.2	8.2	3.25
N1	DERUD06 Min	Y	0.000671	3	8.2	0	3.25
N1	DERUD07 Max	X	0.000301	3	8.2	0	3.25
N1	DERUD07 Max	Y	0.00015	4	8.2	8.2	3.25
N1	DERUD07 Min	X	0.000301	3	8.2	0	3.25
N1	DERUD07 Min	Y	0.000412	3	8.2	0	3.25
N1	DERUD08 Max	Y	8.1E-05	4	8.2	8.2	3.25
N1	DERUD08 Min	Y	0.000481	3	8.2	0	3.25
N1	CIM09 Max	X	0.001307	3	8.2	0	3.25
N1	CIM09 Max	Y	0.000671	3	8.2	0	3.25
N1	CIM09 Min	X	0.001307	3	8.2	0	3.25
N1	CIM09 Min	Y	0.001044	3	8.2	0	3.25
N1	CIM10 Max	X	0.000392	3	8.2	0	3.25
N1	CIM10 Max	Y	0.000879	3	8.2	0	3.25
N1	CIM10 Min	X	0.000392	3	8.2	0	3.25
N1	CIM10 Min	Y	0.001252	3	8.2	0	3.25
N1	CIM11	Y	0.000361	4	8.2	8.2	3.25
N1	CIM12	Y	0.000419	4	8.2	8.2	3.25
N1	CIM13 Max	X	0.000989	3	8.2	0	3.25
N1	CIM13 Max	Y	0.000233	3	8.2	0	3.25
N1	CIM13 Min	X	0.000989	3	8.2	0	3.25
N1	CIM13 Min	Y	0.001068	3	8.2	0	3.25
N1	CIM14 Max	X	0.000299	3	8.2	0	3.25
N1	CIM14 Max	Y	0.00039	3	8.2	0	3.25
N1	CIM14 Min	X	0.000299	3	8.2	0	3.25
N1	CIM14 Min	Y	0.001225	3	8.2	0	3.25
N1	CIM15	Y	0.000187	4	8.2	8.2	3.25
N1	COMB9	Y	0.00055	3	8.2	0	3.25
N1	COMB10	Y	0.000548	4	8.2	8.2	3.25
N1	COMB11	Y	0.000493	4	8.2	8.2	3.25
N1	DER09	Y	0.00055	3	8.2	0	3.25
N1	DERUD09	Y	0.00055	3	8.2	0	3.25
N1	DER10	Y	0.000548	4	8.2	8.2	3.25
N1	DERUD10	Y	0.000548	4	8.2	8.2	3.25
N1	DER11	Y	0.000493	4	8.2	8.2	3.25
N1	DERUD11	Y	0.000493	4	8.2	8.2	3.25

Table 5.6 - Story Max/Avg Drifts

Story	Load Case/Combo	Direction	Max Drift mm	Avg Drift mm	Ratio
N1	D	Y	1	1	1.002
N1	L	Y	0.3	0.3	1.015
N1	LR	Y	0.004376	1.635E-05	267.617
N1	EX Max	X	10.9	8.3	1.317
N1	EX Max	Y	4.9	4.9	1.006
N1	EY Max	Y	7.4	7.4	1.005
N1	DISX Max	X	6.1	4.6	1.317
N1	DISX Max	Y	2.7	2.7	1.006
N1	DISY Max	Y	4.1	4.1	1.005
N1	G	Y	0.2	0.2	1.042
N1	DERUX Max	X	1	0.7	1.409
N1	DERUX Max	Y	0.4	0.4	1.006
N1	DERUY Max	Y	0.7	0.7	1.005
N1	COMB1	Y	1.4	1.4	1.002
N1	COMB2	Y	1.7	1.7	1.001
N1	COMB3	Y	1.5	1.5	1.003
N1	COMB4	Y	1.5	1.5	1
N1	COMB5 Max	X	6.1	4.6	1.318
N1	COMB5 Max	Y	2.5	2.4	1.009
N1	COMB5 Min	X	6.1	4.6	1.318
N1	COMB5 Min	Y	5.5	5.5	1.005
N1	COMB6 Max	X	1.8	1.4	1.322
N1	COMB6 Max	Y	3.4	3.4	1.007
N1	COMB6 Min	X	1.8	1.4	1.322
N1	COMB6 Min	Y	6.5	6.4	1.004
N1	COMB7 Max	X	1.8	1.4	1.32
N1	COMB7 Max	Y	4	4	1.007
N1	COMB7 Min	X	1.8	1.4	1.32
N1	COMB7 Min	Y	5.9	5.8	1.004
N1	COMB8 Max	X	6.1	4.6	1.318
N1	COMB8 Max	Y	3.1	3	1.008
N1	COMB8 Min	X	6.1	4.6	1.318
N1	COMB8 Min	Y	4.9	4.9	1.004
N1	ENVE Max	X	6.1	4.6	1.318
N1	ENVE Max	Y	4	4	1.007
N1	ENVE Min	X	6.1	4.6	1.318
N1	ENVE Min	Y	6.5	6.4	1.004
N1	CIM01	Y	1	1	1.002
N1	CIM02	Y	1.3	1.3	1.002
N1	CIM03	Y	1	1	1.006
N1	CIM04	Y	1.2	1.2	1.002
N1	CIM05 Max	X	4.2	3.2	1.318
N1	CIM05 Max	Y	1.8	1.8	1.01
N1	CIM05 Min	X	4.2	3.2	1.318
N1	CIM05 Min	Y	3.8	3.8	1.004
N1	CIM06 Max	X	1.3	1	1.322
N1	CIM06 Max	Y	2.5	2.4	1.008
N1	CIM06 Min	X	1.3	1	1.322
N1	CIM06 Min	Y	4.5	4.5	1.003
N1	CIM07 Max	X	3.2	2.4	1.319
N1	CIM07 Max	Y	0.9	0.9	1.017
N1	CIM07 Min	X	3.2	2.4	1.319
N1	CIM07 Min	Y	3.4	3.3	1.003
N1	CIM08 Max	X	1	0.7	1.325
N1	CIM08 Max	Y	1.4	1.4	1.011
N1	CIM08 Min	X	1	0.7	1.325
N1	CIM08 Min	Y	3.9	3.9	1.003
N1	DER01	Y	1.4	1.4	1.002
N1	DER02	Y	1.7	1.7	1.001
N1	DER03	Y	1.5	1.5	1.003

Story	Load Case/Combo	Direction	Max Drift mm	Avg Drift mm	Ratio
N1	DER04	Y	1.5	1.5	1
N1	DER05 Max	X	10.9	8.3	1.318
N1	DER05 Max	Y	3.4	3.4	1.009
N1	DER05 Min	X	10.9	8.3	1.318
N1	DER05 Min	Y	6.5	6.4	1.005
N1	DER06 Max	Y	5.9	5.9	1.006
N1	DER06 Min	Y	8.9	8.9	1.004
N1	DER07 Max	X	10.9	8.3	1.317
N1	DER07 Max	Y	4	4	1.008
N1	DER07 Min	X	10.9	8.3	1.317
N1	DER07 Min	Y	5.8	5.8	1.005
N1	DER08 Max	Y	6.5	6.5	1.006
N1	DER08 Min	Y	8.3	8.3	1.004
N1	DERUD01	Y	1.4	1.4	1.002
N1	DERUD02	Y	1.7	1.7	1.001
N1	DERUD03	Y	1.5	1.5	1.003
N1	DERUD04	Y	1.5	1.5	1
N1	DERUD05 Max	X	1	0.7	1.42
N1	DERUD05 Max	Y	1.1	1.1	1.001
N1	DERUD05 Min	X	1	0.7	1.42
N1	DERUD05 Min	Y	2	2	1.002
N1	DERUD06 Max	Y	0.9	0.9	1.001
N1	DERUD06 Min	Y	2.2	2.2	1.002
N1	DERUD07 Max	X	1	0.7	1.417
N1	DERUD07 Max	Y	0.5	0.5	1.009
N1	DERUD07 Min	X	1	0.7	1.417
N1	DERUD07 Min	Y	1.3	1.3	1.001
N1	DERUD08 Max	Y	0.3	0.3	1.019
N1	DERUD08 Min	Y	1.6	1.6	1.001
N1	CIM09 Max	X	4.2	3.2	1.318
N1	CIM09 Max	Y	2.2	2.2	1.008
N1	CIM09 Min	X	4.2	3.2	1.318
N1	CIM09 Min	Y	3.4	3.4	1.004
N1	CIM10 Max	X	1.3	1	1.32
N1	CIM10 Max	Y	2.9	2.8	1.007
N1	CIM10 Min	X	1.3	1	1.32
N1	CIM10 Min	Y	4.1	4.1	1.004
N1	CIM11	Y	1.2	1.2	1.007
N1	CIM12	Y	1.4	1.4	1.003
N1	CIM13 Max	X	3.2	2.4	1.319
N1	CIM13 Max	Y	0.8	0.7	1.021
N1	CIM13 Min	X	3.2	2.4	1.319
N1	CIM13 Min	Y	3.5	3.5	1.002
N1	CIM14 Max	X	1	0.7	1.325
N1	CIM14 Max	Y	1.3	1.3	1.013
N1	CIM14 Min	X	1	0.7	1.325
N1	CIM14 Min	Y	4	4	1.002
N1	CIM15	Y	0.6	0.6	1.002
N1	COMB9	Y	1.8	1.8	1.001
N1	COMB10	Y	1.8	1.8	1.005
N1	COMB11	Y	1.6	1.6	1.001
N1	DER09	Y	1.8	1.8	1.001
N1	DERUD09	Y	1.8	1.8	1.001
N1	DER10	Y	1.8	1.8	1.005
N1	DERUD10	Y	1.8	1.8	1.005
N1	DER11	Y	1.6	1.6	1.001
N1	DERUD11	Y	1.6	1.6	1.001

Table 5.7 - Story Forces

Story	Load Case/Combo	Location	P kN	VX kN	VY kN	T kN-m	MX kN-m	MY kN-m
N1	D	Top	343.0153	0	0	0	563.6326	-1406.3626
N1	D	Bottom	392.0201	0	0	0	764.181	-1607.2823
N1	L	Top	39.36	0	0	0	-47.2321	-161.376
N1	L	Bottom	39.36	0	0	0	-47.3468	-161.376
N1	LR	Top	33.62	0	0	0	137.842	-137.842
N1	LR	Bottom	33.62	0	0	0	137.8429	-137.842
N1	EX Max	Top	0	275.1249	0	1304.4575	0	0.0003
N1	EX Max	Bottom	0	275.1249	0	1304.4575	0	897.3983
N1	EY Max	Top	0	0	275.1002	1127.9109	0.0002	0
N1	EY Max	Bottom	0	0	275.1002	1127.9109	896.7983	0
N1	DISX Max	Top	0	152.8471	0	724.6986	0	0.0002
N1	DISX Max	Bottom	0	152.8471	0	724.6986	0	498.5546
N1	DISY Max	Top	0	0	152.8335	626.6171	0.0001	0
N1	DISY Max	Bottom	0	0	152.8335	626.6171	498.2213	0
N1	W	Top	0	0	0	0	0	0
N1	W	Bottom	0	0	0	0	0	0
N1	G	Top	86.92	0	0	0	252.068	-356.372
N1	G	Bottom	86.92	0	0	0	252.0123	-356.372
N1	DERUX Max	Top	0	23.647	0	97.2715	0	2.633E-05
N1	DERUX Max	Bottom	0	23.647	0	97.2715	0	77.1426
N1	DERUY Max	Top	0	0	24.2781	99.5401	1.437E-05	0
N1	DERUY Max	Bottom	0	0	24.2781	99.5401	79.144	0
N1	COMB1	Top	480.2214	0	0	0	789.0856	-1968.9077
N1	COMB1	Bottom	548.8281	0	0	0	1069.8534	-2250.1953
N1	COMB2	Top	491.4043	0	0	0	669.7087	-2014.7578
N1	COMB2	Bottom	550.2101	0	0	0	910.1837	-2255.8614
N1	COMB3	Top	504.7703	0	0	0	849.6742	-2069.5584
N1	COMB3	Bottom	563.5761	0	0	0	1090.219	-2310.662
N1	COMB4	Top	467.7883	0	0	0	698.048	-1917.9322
N1	COMB4	Bottom	526.5941	0	0	0	938.5918	-2159.0358
N1	COMB5 Max	Top	450.9783	152.8471	45.85	912.6837	629.127	-1849.011
N1	COMB5 Max	Bottom	509.7841	152.8471	45.85	912.6837	1019.1368	-1591.5602
N1	COMB5 Min	Top	450.9783	-152.8471	-45.85	-912.6837	629.127	-1849.0113
N1	COMB5 Min	Bottom	509.7841	-152.8471	-45.85	-912.6837	720.204	-2588.6694
N1	COMB6 Max	Top	450.9783	45.8541	152.8335	844.0267	629.1271	-1849.0111
N1	COMB6 Max	Bottom	509.7841	45.8541	152.8335	844.0267	1367.8917	-1940.5484
N1	COMB6 Min	Top	450.9783	-45.8541	-152.8335	-844.0267	629.1269	-1849.0112
N1	COMB6 Min	Bottom	509.7841	-45.8541	-152.8335	-844.0267	371.4491	-2239.6812
N1	COMB7 Max	Top	308.7138	45.8541	152.8335	844.0267	507.2694	-1265.7263
N1	COMB7 Max	Bottom	352.8181	45.8541	152.8335	844.0267	1185.9842	-1296.9877
N1	COMB7 Min	Top	308.7138	-45.8541	-152.8335	-844.0267	507.2692	-1265.7264
N1	COMB7 Min	Bottom	352.8181	-45.8541	-152.8335	-844.0267	189.5416	-1596.1205
N1	COMB8 Max	Top	308.7138	152.8471	45.85	912.6837	507.2693	-1265.7262
N1	COMB8 Max	Bottom	352.8181	152.8471	45.85	912.6837	837.2293	-947.9995
N1	COMB8 Min	Top	308.7138	-152.8471	-45.85	-912.6837	507.2693	-1265.7266
N1	COMB8 Min	Bottom	352.8181	-152.8471	-45.85	-912.6837	538.2965	-1945.1087
N1	ENVE Max	Top	504.7703	152.8471	152.8335	912.6837	849.6742	-1265.7262
N1	ENVE Max	Bottom	563.5761	152.8471	152.8335	912.6837	1367.8917	-947.9995
N1	ENVE Min	Top	308.7138	-152.8471	-152.8335	-912.6837	507.2692	-2069.5584
N1	ENVE Min	Bottom	352.8181	-152.8471	-152.8335	-912.6837	189.5416	-2588.6694
N1	CIM01	Top	343.0153	0	0	0	563.6326	-1406.3626
N1	CIM01	Bottom	392.0201	0	0	0	764.181	-1607.2823
N1	CIM02	Top	382.3753	0	0	0	516.4005	-1567.7386
N1	CIM02	Bottom	431.3801	0	0	0	716.8342	-1768.6583
N1	CIM03	Top	376.6353	0	0	0	701.4746	-1544.2046
N1	CIM03	Bottom	425.6401	0	0	0	902.0239	-1745.1243
N1	CIM04	Top	397.7503	0	0	0	631.59	-1630.7761
N1	CIM04	Bottom	446.7551	0	0	0	832.053	-1831.6958
N1	CIM05 Max	Top	343.0153	106.993	32.095	638.8786	563.6326	-1406.3625
N1	CIM05 Max	Bottom	392.0201	106.993	32.095	638.8786	868.8075	-1258.2941

Story	Load Case/Combo	Location	P kN	VX kN	VY kN	T kN-m	MX kN-m	MY kN-m
N1	CIM05 Min	Top	343.0153	-106.993	-32.095	-638.8786	563.6326	-1406.3628
N1	CIM05 Min	Bottom	392.0201	-106.993	-32.095	-638.8786	659.5546	-1956.2706
N1	CIM06 Max	Top	343.0153	32.0979	106.9834	590.8187	563.6326	-1406.3626
N1	CIM06 Max	Bottom	392.0201	32.0979	106.9834	590.8187	1112.9359	-1502.5859
N1	CIM06 Min	Top	343.0153	-32.0979	-106.9834	-590.8187	563.6325	-1406.3627
N1	CIM06 Min	Bottom	392.0201	-32.0979	-106.9834	-590.8187	415.4261	-1711.9788
N1	CIM07 Max	Top	397.7503	81.009	24.4534	484.349	631.59	-1630.7761
N1	CIM07 Max	Bottom	446.7551	81.009	24.4534	484.349	911.7684	-1567.4619
N1	CIM07 Min	Top	397.7503	-81.009	-24.4534	-484.349	631.59	-1630.7762
N1	CIM07 Min	Bottom	446.7551	-81.009	-24.4534	-484.349	752.3376	-2095.9298
N1	CIM08 Max	Top	397.7503	24.4555	81.0017	448.0589	631.5901	-1630.7761
N1	CIM08 Max	Bottom	446.7551	24.4555	81.0017	448.0589	1096.1103	-1751.9271
N1	CIM08 Min	Top	397.7503	-24.4555	-81.0017	-448.0589	631.59	-1630.7762
N1	CIM08 Min	Bottom	446.7551	-24.4555	-81.0017	-448.0589	567.9958	-1911.4646
N1	DER01	Top	480.2214	0	0	0	789.0856	-1968.9077
N1	DER01	Bottom	548.8281	0	0	0	1069.8534	-2250.1953
N1	DER02	Top	491.4043	0	0	0	669.7087	-2014.7578
N1	DER02	Bottom	550.2101	0	0	0	910.1837	-2255.8614
N1	DER03	Top	504.7703	0	0	0	849.6742	-2069.5584
N1	DER03	Bottom	563.5761	0	0	0	1090.219	-2310.662
N1	DER04	Top	467.7883	0	0	0	698.048	-1917.9322
N1	DER04	Bottom	526.5941	0	0	0	938.5918	-2159.0358
N1	DER05 Max	Top	450.9783	275.1249	0	1304.4575	629.127	-1849.0109
N1	DER05 Max	Bottom	509.7841	275.1249	0	1304.4575	869.6704	-1192.7165
N1	DER05 Min	Top	450.9783	-275.1249	0	-1304.4575	629.127	-1849.0115
N1	DER05 Min	Bottom	509.7841	-275.1249	0	-1304.4575	869.6704	-2987.5131
N1	DER06 Max	Top	450.9783	0	275.1002	1127.9109	629.1272	-1849.0112
N1	DER06 Max	Bottom	509.7841	0	275.1002	1127.9109	1766.4687	-2090.1148
N1	DER06 Min	Top	450.9783	0	-275.1002	-1127.9109	629.1268	-1849.0112
N1	DER06 Min	Bottom	509.7841	0	-275.1002	-1127.9109	-27.1279	-2090.1148
N1	DER07 Max	Top	308.7138	275.1249	0	1304.4575	507.2693	-1265.7261
N1	DER07 Max	Bottom	352.8181	275.1249	0	1304.4575	687.7629	-549.1558
N1	DER07 Min	Top	308.7138	-275.1249	0	-1304.4575	507.2693	-1265.7267
N1	DER07 Min	Bottom	352.8181	-275.1249	0	-1304.4575	687.7629	-2343.9524
N1	DER08 Max	Top	308.7138	0	275.1002	1127.9109	507.2695	-1265.7264
N1	DER08 Max	Bottom	352.8181	0	275.1002	1127.9109	1584.5612	-1446.5541
N1	DER08 Min	Top	308.7138	0	-275.1002	-1127.9109	507.2692	-1265.7264
N1	DER08 Min	Bottom	352.8181	0	-275.1002	-1127.9109	-209.0354	-1446.5541
N1	DERUD01	Top	480.2214	0	0	0	789.0856	-1968.9077
N1	DERUD01	Bottom	548.8281	0	0	0	1069.8534	-2250.1953
N1	DERUD02	Top	491.4043	0	0	0	669.7087	-2014.7578
N1	DERUD02	Bottom	550.2101	0	0	0	910.1837	-2255.8614
N1	DERUD03	Top	504.7703	0	0	0	849.6742	-2069.5584
N1	DERUD03	Bottom	563.5761	0	0	0	1090.219	-2310.662
N1	DERUD04	Top	467.7883	0	0	0	698.048	-1917.9322
N1	DERUD04	Bottom	526.5941	0	0	0	938.5918	-2159.0358
N1	DERUD05 Max	Top	450.9783	23.647	0	97.2715	629.127	-1849.0112
N1	DERUD05 Max	Bottom	509.7841	23.647	0	97.2715	869.6704	-2012.9722
N1	DERUD05 Min	Top	450.9783	-23.647	0	-97.2715	629.127	-1849.0112
N1	DERUD05 Min	Bottom	509.7841	-23.647	0	-97.2715	869.6704	-2167.2574
N1	DERUD06 Max	Top	450.9783	0	24.2781	99.5401	629.127	-1849.0112
N1	DERUD06 Max	Bottom	509.7841	0	24.2781	99.5401	948.8144	-2090.1148
N1	DERUD06 Min	Top	450.9783	0	-24.2781	-99.5401	629.127	-1849.0112
N1	DERUD06 Min	Bottom	509.7841	0	-24.2781	-99.5401	790.5264	-2090.1148
N1	DERUD07 Max	Top	308.7138	23.647	0	97.2715	507.2693	-1265.7264
N1	DERUD07 Max	Bottom	352.8181	23.647	0	97.2715	687.7629	-1369.4115
N1	DERUD07 Min	Top	308.7138	-23.647	0	-97.2715	507.2693	-1265.7264
N1	DERUD07 Min	Bottom	352.8181	-23.647	0	-97.2715	687.7629	-1523.6967
N1	DERUD08 Max	Top	308.7138	0	24.2781	99.5401	507.2693	-1265.7264
N1	DERUD08 Max	Bottom	352.8181	0	24.2781	99.5401	766.9069	-1446.5541

Story	Load Case/Combo	Location	P kN	VX kN	VY kN	T kN-m	MX kN-m	MY kN-m
N1	DERUD08 Min	Top	308.7138	0	-24.2781	-99.5401	507.2693	-1265.7264
N1	DERUD08 Min	Bottom	352.8181	0	-24.2781	-99.5401	608.6189	-1446.5541
N1	CIM09 Max	Top	205.8092	106.993	32.095	638.8786	338.1796	-843.8175
N1	CIM09 Max	Bottom	235.212	106.993	32.095	638.8786	563.1351	-615.3812
N1	CIM09 Min	Top	205.8092	-106.993	-32.095	-638.8786	338.1795	-843.8177
N1	CIM09 Min	Bottom	235.212	-106.993	-32.095	-638.8786	353.8821	-1313.3576
N1	CIM10 Max	Top	205.8092	32.0979	106.9834	590.8187	338.1796	-843.8176
N1	CIM10 Max	Bottom	235.212	32.0979	106.9834	590.8187	807.2635	-859.6729
N1	CIM10 Min	Top	205.8092	-32.0979	-106.9834	-590.8187	338.1795	-843.8176
N1	CIM10 Min	Bottom	235.212	-32.0979	-106.9834	-590.8187	109.7537	-1069.0659
N1	CIM11	Top	429.9353	0	0	0	815.7005	-1762.7346
N1	CIM11	Bottom	478.9401	0	0	0	1016.1933	-1963.6543
N1	CIM12	Top	437.7253	0	0	0	717.2595	-1794.6736
N1	CIM12	Bottom	486.7301	0	0	0	917.6801	-1995.5933
N1	CIM13 Max	Top	437.7253	81.009	24.4534	484.349	717.2595	-1794.6736
N1	CIM13 Max	Bottom	486.7301	81.009	24.4534	484.349	997.3955	-1731.3594
N1	CIM13 Min	Top	437.7253	-81.009	-24.4534	-484.349	717.2595	-1794.6737
N1	CIM13 Min	Bottom	486.7301	-81.009	-24.4534	-484.349	837.9647	-2259.8273
N1	CIM14 Max	Top	437.7253	24.4555	81.0017	448.0589	717.2595	-1794.6736
N1	CIM14 Max	Bottom	486.7301	24.4555	81.0017	448.0589	1181.7374	-1915.8246
N1	CIM14 Min	Top	437.7253	-24.4555	-81.0017	-448.0589	717.2594	-1794.6737
N1	CIM14 Min	Bottom	486.7301	-24.4555	-81.0017	-448.0589	653.6228	-2075.3621
N1	CIM15	Top	205.8092	0	0	0	338.1795	-843.8176
N1	CIM15	Bottom	235.212	0	0	0	458.5086	-964.3694
N1	COMB9	Top	518.0543	0	0	0	726.8217	-2124.0228
N1	COMB9	Bottom	576.8601	0	0	0	967.2684	-2365.1264
N1	COMB10	Top	590.0503	0	0	0	1032.4357	-2419.2064
N1	COMB10	Bottom	648.8561	0	0	0	1272.8901	-2660.31
N1	COMB11	Top	494.4383	0	0	0	755.161	-2027.1972
N1	COMB11	Bottom	553.2441	0	0	0	995.6765	-2268.3008
N1	DER09	Top	518.0543	0	0	0	726.8217	-2124.0228
N1	DER09	Bottom	576.8601	0	0	0	967.2684	-2365.1264
N1	DERUD09	Top	518.0543	0	0	0	726.8217	-2124.0228
N1	DERUD09	Bottom	576.8601	0	0	0	967.2684	-2365.1264
N1	DER10	Top	590.0503	0	0	0	1032.4357	-2419.2064
N1	DER10	Bottom	648.8561	0	0	0	1272.8901	-2660.31
N1	DERUD10	Top	590.0503	0	0	0	1032.4357	-2419.2064
N1	DERUD10	Bottom	648.8561	0	0	0	1272.8901	-2660.31
N1	DER11	Top	494.4383	0	0	0	755.161	-2027.1972
N1	DER11	Bottom	553.2441	0	0	0	995.6765	-2268.3008
N1	DERUD11	Top	494.4383	0	0	0	755.161	-2027.1972
N1	DERUD11	Bottom	553.2441	0	0	0	995.6765	-2268.3008

5.3 Point Results

Table 5.8 - Joint Reactions

Story	Joint Label	Unique Name	Load Case/Combo	FX kN	FY kN	FZ kN	MX kN-m	MY kN-m	MZ kN-m
Base	1	13	D	30.9453	2.0376	147.264	-10.9642	32.8311	0
Base	1	13	L	6.708	-4.125	21.9089	1.6348	7.1168	0
Base	1	13	LR	-4.293E-05	4.0074	8.4046	-4.2135	-4.554E-05	0
Base	1	13	EX Max	107.6627	50.8218	24.0753	96.9712	209.4748	11.9872
Base	1	13	EY Max	0.0003	68.8805	21.1878	137.8357	0.0004	0
Base	1	13	DISX Max	59.8126	28.2343	13.3752	53.8729	116.3749	6.6596
Base	1	13	DISY Max	0.0002	38.2669	11.771	76.5754	0.0002	0
Base	1	13	W	0	0	0	0	0	0
Base	1	13	G	3.3539	5.9524	27.7636	-7.6095	3.5583	0
Base	1	13	DERUX Max	9.6637	4.4444	2.0833	8.4642	18.7961	1.0438
Base	1	13	DERUY Max	3.073E-05	6.0788	1.8699	12.1642	3.261E-05	0
Base	1	13	COMB1	43.3234	2.8526	206.1696	-15.3499	45.9635	0
Base	1	13	COMB2	47.8671	-2.1512	215.9733	-12.648	50.7841	0

Story	Joint Label	Unique Name	Load Case/Combo	FX kN	FY kN	FZ kN	MX kN-m	MY kN-m	MZ kN-m
Base	1	13	COMB3	43.8423	4.732	212.073	-18.2638	46.514	0
Base	1	13	COMB4	43.8423	0.3238	202.828	-13.6289	46.514	0
Base	1	13	COMB5 Max	103.655	38.0345	215.5322	65.3233	162.889	6.6596
Base	1	13	COMB5 Min	-15.9704	-41.3943	181.7192	-88.3677	-69.8609	-6.6596
Base	1	13	COMB6 Max	61.7863	45.0573	214.4093	81.2151	81.4267	1.9979
Base	1	13	COMB6 Min	25.8984	-48.4172	182.8421	-104.2594	11.6014	-1.9979
Base	1	13	COMB7 Max	45.7947	48.571	148.3212	82.8695	64.4606	1.9979
Base	1	13	COMB7 Min	9.9068	-44.9034	116.754	-102.605	-5.3647	-1.9979
Base	1	13	COMB8 Max	87.6635	41.5482	149.4441	66.9777	145.9229	6.6596
Base	1	13	COMB8 Min	-31.9619	-37.8806	115.6311	-86.7133	-86.827	-6.6596
Base	1	13	ENVE Max	103.655	48.571	215.9733	82.8695	162.889	6.6596
Base	1	13	ENVE Min	-31.9619	-48.4172	115.6311	-104.2594	-86.827	-6.6596
Base	1	13	CIM01	30.9453	2.0376	147.264	-10.9642	32.8311	0
Base	1	13	CIM02	37.6533	-2.0874	169.1729	-9.3293	39.9478	0
Base	1	13	CIM03	30.9452	6.045	155.6686	-15.1777	32.831	0
Base	1	13	CIM04	35.9762	1.9494	169.9991	-12.8982	38.1686	0
Base	1	13	CIM05 Max	72.8142	29.8377	159.0985	42.8277	114.2935	4.6617
Base	1	13	CIM05 Min	-10.9236	-25.7625	135.4294	-64.756	-48.6314	-4.6617
Base	1	13	CIM06 Max	43.5061	34.7536	158.3125	53.9519	57.2699	1.3985
Base	1	13	CIM06 Min	18.3845	-30.6785	136.2155	-75.8803	8.3922	-1.3985
Base	1	13	CIM07 Max	67.677	23.0363	178.9713	27.9065	99.8473	3.5296
Base	1	13	CIM07 Min	4.2755	-19.1375	161.0269	-53.7029	-23.5101	-3.5296
Base	1	13	CIM08 Max	45.5464	26.7484	178.3778	36.3064	56.7887	1.0655
Base	1	13	CIM08 Min	26.4061	-22.8496	161.6204	-62.1028	19.5485	-1.0655
Base	1	13	DER01	43.3234	2.8526	206.1696	-15.3499	45.9635	0
Base	1	13	DER02	47.8671	-2.1512	215.9733	-12.648	50.7841	0
Base	1	13	DER03	43.8423	4.732	212.073	-18.2638	46.514	0
Base	1	13	DER04	43.8423	0.3238	202.828	-13.6289	46.514	0
Base	1	13	DER05 Max	151.5051	49.1419	222.701	85.449	255.9888	11.9872
Base	1	13	DER05 Min	-63.8204	-52.5017	174.5504	-108.4934	-162.9607	-11.9872
Base	1	13	DER06 Max	43.8427	67.2006	219.8135	126.3135	46.5144	0
Base	1	13	DER06 Min	43.842	-70.5604	177.4379	-149.3579	46.5137	0
Base	1	13	DER07 Max	135.5135	52.6556	156.6129	87.1034	239.0227	11.9872
Base	1	13	DER07 Min	-79.812	-48.988	108.4623	-106.839	-179.9268	-11.9872
Base	1	13	DER08 Max	27.8511	70.7143	153.7254	127.9679	29.5483	0
Base	1	13	DER08 Min	27.8504	-67.0467	111.3498	-147.7035	29.5476	0
Base	1	13	DERUD01	43.3234	2.8526	206.1696	-15.3499	45.9635	0
Base	1	13	DERUD02	47.8671	-2.1512	215.9733	-12.648	50.7841	0
Base	1	13	DERUD03	43.8423	4.732	212.073	-18.2638	46.514	0
Base	1	13	DERUD04	43.8423	0.3238	202.828	-13.6289	46.514	0
Base	1	13	DERUD05 Max	53.506	2.7645	200.709	-3.058	65.3102	1.0438
Base	1	13	DERUD05 Min	34.1787	-6.1243	196.5424	-19.9864	27.7179	-1.0438
Base	1	13	DERUD06 Max	43.8424	4.3989	200.4956	0.6421	46.5141	0
Base	1	13	DERUD06 Min	43.8423	-7.7587	196.7558	-23.6864	46.514	0
Base	1	13	DERUD07 Max	37.5144	6.2782	134.6209	-1.4036	48.3441	1.0438
Base	1	13	DERUD07 Min	18.1871	-2.6106	130.4543	-18.3319	10.7518	-1.0438
Base	1	13	DERUD08 Max	27.8508	7.9126	134.4075	2.2965	29.548	0
Base	1	13	DERUD08 Min	27.8507	-4.245	130.6677	-22.032	29.5479	0
Base	1	13	CIM09 Max	60.4361	29.0226	100.1929	47.2133	101.1611	4.6617
Base	1	13	CIM09 Min	-23.3017	-26.5776	76.5239	-60.3704	-61.7638	-4.6617
Base	1	13	CIM10 Max	31.128	33.9386	99.4069	58.3376	44.1375	1.3985
Base	1	13	CIM10 Min	6.0064	-31.4935	77.3099	-71.4946	-4.7402	-1.3985
Base	1	13	CIM11	34.2992	7.99	175.0276	-18.5737	36.3893	0
Base	1	13	CIM12	38.4917	3.4081	184.5184	-15.4452	40.8373	0
Base	1	13	CIM13 Max	70.1924	24.495	193.4906	25.3595	102.5161	3.5296
Base	1	13	CIM13 Min	6.791	-17.6788	175.5462	-56.2499	-20.8414	-3.5296
Base	1	13	CIM14 Max	48.0618	28.2071	192.897	33.7594	59.4574	1.0655
Base	1	13	CIM14 Min	28.9216	-21.3909	176.1397	-64.6498	22.2173	-1.0655
Base	1	13	CIM15	18.5672	1.2225	88.3584	-6.5785	19.6986	0
Base	1	13	COMB9	49.5441	-1.1787	225.6528	-14.3461	52.5632	0

Story	Joint Label	Unique Name	Load Case/Combo	FX kN	FY kN	FZ kN	MX kN-m	MY kN-m	MZ kN-m
Base	1	13	COMB10	49.2086	7.8439	243.0474	-23.6975	52.2073	0
Base	1	13	COMB11	45.5193	1.2963	212.5075	-15.327	48.2932	0
Base	1	13	DER09	49.5441	-1.1787	225.6528	-14.3461	52.5632	0
Base	1	13	DERUD09	49.5441	-1.1787	225.6528	-14.3461	52.5632	0
Base	1	13	DER10	49.2086	7.8439	243.0474	-23.6975	52.2073	0
Base	1	13	DERUD10	49.2086	7.8439	243.0474	-23.6975	52.2073	0
Base	1	13	DER11	45.5193	1.2963	212.5075	-15.327	48.2932	0
Base	1	13	DERUD11	45.5193	1.2963	212.5075	-15.327	48.2932	0
Base	2	15	D	7.8689	-2.0376	48.7461	-6.6629	8.2639	0.0151
Base	2	15	L	0.2755	4.125	-2.2289	-7.0312	0.2882	0.0008
Base	2	15	LR	0.0009	-4.0074	8.4054	4.2104	0.0021	-0.0002
Base	2	15	EX Max	53.088	46.6649	19.3522	91.9147	105.6175	11.5338
Base	2	15	EY Max	0.0073	68.6696	21.1878	136.8233	0.017	0.0018
Base	2	15	DISX Max	29.4933	25.9249	10.7512	51.0637	58.6764	6.4076
Base	2	15	DISY Max	0.0041	38.1498	11.771	76.013	0.0094	0.001
Base	2	15	W	0	0	0	0	0	0
Base	2	15	G	0.1396	-5.9524	15.6964	4.9052	0.1483	-0.0001
Base	2	15	DERUX Max	3.8344	4.0608	1.6568	8.0017	7.6446	1.0086
Base	2	15	DERUY Max	0.0006	6.0602	1.8699	12.0749	0.0015	0.0002
Base	2	15	COMB1	11.0165	-2.8526	68.2445	-9.3281	11.5695	0.0212
Base	2	15	COMB2	9.884	2.1512	59.1317	-17.1402	10.3788	0.0193
Base	2	15	COMB3	9.7197	-4.732	69.715	-8.2901	10.2082	0.0186
Base	2	15	COMB4	9.7187	-0.3238	60.4691	-12.9215	10.2059	0.0188
Base	2	15	COMB5 Max	39.2128	39.0498	70.5489	58.8409	68.8841	6.4269
Base	2	15	COMB5 Min	-19.7763	-35.69	41.9838	-88.8943	-48.4743	-6.389
Base	2	15	COMB6 Max	18.5703	47.6072	71.2627	76.3054	27.8172	1.9422
Base	2	15	COMB6 Min	0.8662	-44.2473	41.27	-106.3588	-7.4075	-1.9044
Base	2	15	COMB7 Max	15.9341	44.0935	58.8678	85.3354	25.0499	1.9369
Base	2	15	COMB7 Min	-1.7701	-47.7611	28.8751	-97.3287	-10.1748	-1.9097
Base	2	15	COMB8 Max	36.5766	35.5361	58.154	67.8709	66.1167	6.4216
Base	2	15	COMB8 Min	-22.4125	-39.2037	29.5889	-79.8642	-51.2417	-6.3943
Base	2	15	ENVE Max	39.2128	47.6072	71.2627	85.3354	68.8841	6.4269
Base	2	15	ENVE Min	-22.4125	-47.7611	28.8751	-106.3588	-51.2417	-6.3943
Base	2	15	CIM01	7.8689	-2.0376	48.7461	-6.6629	8.2639	0.0151
Base	2	15	CIM02	8.1444	2.0874	46.5171	-13.6941	8.5521	0.0159
Base	2	15	CIM03	7.8698	-6.045	57.1515	-2.4526	8.266	0.0149
Base	2	15	CIM04	8.0762	-1.9494	53.3784	-8.7785	8.4816	0.0155
Base	2	15	CIM05 Max	28.5151	24.1214	58.7438	45.0444	49.3394	4.5007
Base	2	15	CIM05 Min	-12.7773	-28.1965	38.7483	-58.3702	-32.8115	-4.4704
Base	2	15	CIM06 Max	14.0654	30.1115	59.2435	57.2695	20.5926	1.3614
Base	2	15	CIM06 Min	1.6725	-34.1867	38.2486	-70.5954	-4.0647	-1.3312
Base	2	15	CIM07 Max	23.7083	17.8948	60.96	30.4473	39.5816	3.4117
Base	2	15	CIM07 Min	-7.5559	-21.7936	45.7969	-48.0044	-22.6184	-3.3807
Base	2	15	CIM08 Max	12.7973	22.418	61.3373	39.6785	17.8748	1.0413
Base	2	15	CIM08 Min	3.3551	-26.3168	45.4196	-57.2356	-0.9116	-1.0102
Base	2	15	DER01	11.0165	-2.8526	68.2445	-9.3281	11.5695	0.0212
Base	2	15	DER02	9.884	2.1512	59.1317	-17.1402	10.3788	0.0193
Base	2	15	DER03	9.7197	-4.732	69.715	-8.2901	10.2082	0.0186
Base	2	15	DER04	9.7187	-0.3238	60.4691	-12.9215	10.2059	0.0188
Base	2	15	DER05 Max	62.8062	48.3448	75.6186	76.8879	115.8224	11.5527
Base	2	15	DER05 Min	-43.3698	-44.985	36.9141	-106.9414	-95.4126	-11.5148
Base	2	15	DER06 Max	9.7255	70.3496	77.4542	121.7966	10.2218	0.0207
Base	2	15	DER06 Min	9.7109	-66.9897	35.0785	-151.8501	10.1879	0.0171
Base	2	15	DER07 Max	60.17	44.8311	63.2237	85.918	113.055	11.5474
Base	2	15	DER07 Min	-46.006	-48.4987	24.5192	-97.9113	-98.18	-11.5201
Base	2	15	DER08 Max	7.0893	66.8358	65.0593	130.8267	7.4545	0.0154
Base	2	15	DER08 Min	7.0747	-70.5034	22.6836	-142.82	7.4206	0.0118
Base	2	15	DERUD01	11.0165	-2.8526	68.2445	-9.3281	11.5695	0.0212
Base	2	15	DERUD02	9.884	2.1512	59.1317	-17.1402	10.3788	0.0193
Base	2	15	DERUD03	9.7197	-4.732	69.715	-8.2901	10.2082	0.0186

Story	Joint Label	Unique Name	Load Case/Combo	FX kN	FY kN	FZ kN	MX kN-m	MY kN-m	MZ kN-m
Base	2	15	DERUD04	9.7187	-0.3238	60.4691	-12.9215	10.2059	0.0188
Base	2	15	DERUD05 Max	13.5526	5.7407	57.9232	-7.0251	17.8494	1.0275
Base	2	15	DERUD05 Min	5.8838	-2.3809	54.6095	-23.0284	2.5603	-0.9897
Base	2	15	DERUD06 Max	9.7189	7.7401	58.1362	-2.9518	10.2064	0.0191
Base	2	15	DERUD06 Min	9.7176	-4.3803	54.3965	-27.1016	10.2034	0.0188
Base	2	15	DERUD07 Max	10.9164	2.227	45.5283	2.005	15.0821	1.0222
Base	2	15	DERUD07 Min	3.2476	-5.8946	42.2146	-13.9983	-0.207	-0.995
Base	2	15	DERUD08 Max	7.0827	4.2264	45.7413	6.0783	7.439	0.0138
Base	2	15	DERUD08 Min	7.0814	-7.894	42.0016	-18.0715	7.436	0.0135
Base	2	15	CIM09 Max	25.3675	24.9364	39.2454	47.7096	46.0338	4.4946
Base	2	15	CIM09 Min	-15.9248	-27.3815	19.2499	-55.7051	-36.1171	-4.4765
Base	2	15	CIM10 Max	10.9178	30.9266	39.7451	59.9347	17.287	1.3554
Base	2	15	CIM10 Min	-1.4751	-33.3716	18.7502	-67.9302	-7.3703	-1.3372
Base	2	15	CIM11	8.0085	-7.99	64.4425	-1.7578	8.4122	0.0151
Base	2	15	CIM12	8.1802	-3.4081	58.8467	-8.2575	8.5912	0.0157
Base	2	15	CIM13 Max	23.8123	16.4361	66.4282	30.9684	39.6912	3.4119
Base	2	15	CIM13 Min	-7.4519	-23.2523	51.2652	-47.4833	-22.5087	-3.3806
Base	2	15	CIM14 Max	12.9013	20.9593	66.8055	40.1996	17.9845	1.0414
Base	2	15	CIM14 Min	3.4591	-27.7755	50.8878	-56.7145	-0.802	-1.0101
Base	2	15	CIM15	4.7213	-1.2225	29.2476	-3.9978	4.9584	0.0091
Base	2	15	COMB9	9.9533	1.1787	62.7772	-16.7928	10.4519	0.0193
Base	2	15	COMB10	9.9415	-7.8439	81.3806	-7.1785	10.4421	0.0188
Base	2	15	COMB11	9.788	-1.2963	64.1146	-12.5741	10.279	0.0189
Base	2	15	DER09	9.9533	1.1787	62.7772	-16.7928	10.4519	0.0193
Base	2	15	DERUD09	9.9533	1.1787	62.7772	-16.7928	10.4519	0.0193
Base	2	15	DER10	9.9415	-7.8439	81.3806	-7.1785	10.4421	0.0188
Base	2	15	DERUD10	9.9415	-7.8439	81.3806	-7.1785	10.4421	0.0188
Base	2	15	DER11	9.788	-1.2963	64.1146	-12.5741	10.279	0.0189
Base	2	15	DERUD11	9.788	-1.2963	64.1146	-12.5741	10.279	0.0189
Base	3	16	D	-30.9453	2.0376	147.264	-10.9642	-32.8311	0
Base	3	16	L	-6.708	-4.125	21.9089	1.6348	-7.1168	0
Base	3	16	LR	4.293E-05	4.0074	8.4046	-4.2135	4.554E-05	0
Base	3	16	EX Max	107.6627	50.8218	24.0753	96.9712	209.4748	11.9872
Base	3	16	EY Max	0.0003	68.8805	21.1878	137.8357	0.0004	0
Base	3	16	DISX Max	59.8126	28.2343	13.3752	53.8729	116.3749	6.6596
Base	3	16	DISY Max	0.0002	38.2669	11.771	76.5754	0.0002	0
Base	3	16	W	0	0	0	0	0	0
Base	3	16	G	-3.3539	5.9524	27.7636	-7.6095	-3.5583	0
Base	3	16	DERUX Max	9.6637	4.4444	2.0833	8.4642	18.7961	1.0438
Base	3	16	DERUY Max	3.073E-05	6.0788	1.8699	12.1642	3.261E-05	0
Base	3	16	COMB1	-43.3234	2.8526	206.1696	-15.3499	-45.9635	0
Base	3	16	COMB2	-47.8671	-2.1512	215.9733	-12.648	-50.7841	0
Base	3	16	COMB3	-43.8423	4.732	212.073	-18.2638	-46.514	0
Base	3	16	COMB4	-43.8423	0.3238	202.828	-13.6289	-46.514	0
Base	3	16	COMB5 Max	15.9704	38.0345	215.5322	65.3233	69.8609	6.6596
Base	3	16	COMB5 Min	-103.655	-41.3943	181.7192	-88.3677	-162.889	-6.6596
Base	3	16	COMB6 Max	-25.8984	45.0573	214.4093	81.2151	-11.6014	1.9979
Base	3	16	COMB6 Min	-61.7863	-48.4172	182.8421	-104.2594	-81.4267	-1.9979
Base	3	16	COMB7 Max	-9.9068	48.571	148.3212	82.8695	5.3647	1.9979
Base	3	16	COMB7 Min	-45.7947	-44.9034	116.754	-102.605	-64.4606	-1.9979
Base	3	16	COMB8 Max	31.9619	41.5482	149.4441	66.9777	86.827	6.6596
Base	3	16	COMB8 Min	-87.6635	-37.8806	115.6311	-86.7133	-145.9229	-6.6596
Base	3	16	ENVE Max	31.9619	48.571	215.9733	82.8695	86.827	6.6596
Base	3	16	ENVE Min	-103.655	-48.4172	115.6311	-104.2594	-162.889	-6.6596
Base	3	16	CIM01	-30.9453	2.0376	147.264	-10.9642	-32.8311	0
Base	3	16	CIM02	-37.6533	-2.0874	169.1729	-9.3293	-39.9478	0
Base	3	16	CIM03	-30.9452	6.045	155.6686	-15.1777	-32.831	0
Base	3	16	CIM04	-35.9762	1.9494	169.9991	-12.8982	-38.1686	0
Base	3	16	CIM05 Max	10.9236	29.8377	159.0985	42.8277	48.6314	4.6617
Base	3	16	CIM05 Min	-72.8142	-25.7625	135.4294	-64.756	-114.2935	-4.6617

Story	Joint Label	Unique Name	Load Case/Combo	FX kN	FY kN	FZ kN	MX kN-m	MY kN-m	MZ kN-m
Base	3	16	CIM06 Max	-18.3845	34.7536	158.3125	53.9519	-8.3922	1.3985
Base	3	16	CIM06 Min	-43.5061	-30.6785	136.2155	-75.8803	-57.2699	-1.3985
Base	3	16	CIM07 Max	-4.2755	23.0363	178.9713	27.9065	23.5101	3.5296
Base	3	16	CIM07 Min	-67.677	-19.1375	161.0269	-53.7029	-99.8473	-3.5296
Base	3	16	CIM08 Max	-26.4061	26.7484	178.3778	36.3064	-19.5485	1.0655
Base	3	16	CIM08 Min	-45.5464	-22.8496	161.6204	-62.1028	-56.7887	-1.0655
Base	3	16	DER01	-43.3234	2.8526	206.1696	-15.3499	-45.9635	0
Base	3	16	DER02	-47.8671	-2.1512	215.9733	-12.648	-50.7841	0
Base	3	16	DER03	-43.8423	4.732	212.073	-18.2638	-46.514	0
Base	3	16	DER04	-43.8423	0.3238	202.828	-13.6289	-46.514	0
Base	3	16	DER05 Max	63.8204	49.1419	222.701	85.449	162.9607	11.9872
Base	3	16	DER05 Min	-151.5051	-52.5017	174.5504	-108.4934	-255.9888	-11.9872
Base	3	16	DER06 Max	-43.842	67.2006	219.8135	126.3135	-46.5137	0
Base	3	16	DER06 Min	-43.8427	-70.5604	177.4379	-149.3579	-46.5144	0
Base	3	16	DER07 Max	79.812	52.6556	156.6129	87.1034	179.9268	11.9872
Base	3	16	DER07 Min	-135.5135	-48.988	108.4623	-106.839	-239.0227	-11.9872
Base	3	16	DER08 Max	-27.8504	70.7143	153.7254	127.9679	-29.5476	0
Base	3	16	DER08 Min	-27.8511	-67.0467	111.3498	-147.7035	-29.5483	0
Base	3	16	DERUD01	-43.3234	2.8526	206.1696	-15.3499	-45.9635	0
Base	3	16	DERUD02	-47.8671	-2.1512	215.9733	-12.648	-50.7841	0
Base	3	16	DERUD03	-43.8423	4.732	212.073	-18.2638	-46.514	0
Base	3	16	DERUD04	-43.8423	0.3238	202.828	-13.6289	-46.514	0
Base	3	16	DERUD05 Max	-34.1787	2.7645	200.709	-3.058	-27.7179	1.0438
Base	3	16	DERUD05 Min	-53.506	-6.1243	196.5424	-19.9864	-65.3102	-1.0438
Base	3	16	DERUD06 Max	-43.8423	4.3989	200.4956	0.6421	-46.514	0
Base	3	16	DERUD06 Min	-43.8424	-7.7587	196.7558	-23.6864	-46.5141	0
Base	3	16	DERUD07 Max	-18.1871	6.2782	134.6209	-1.4036	-10.7518	1.0438
Base	3	16	DERUD07 Min	-37.5144	-2.6106	130.4543	-18.3319	-48.3441	-1.0438
Base	3	16	DERUD08 Max	-27.8507	7.9126	134.4075	2.2965	-29.5479	0
Base	3	16	DERUD08 Min	-27.8508	-4.245	130.6677	-22.032	-29.548	0
Base	3	16	CIM09 Max	23.3017	29.0226	100.1929	47.2133	61.7638	4.6617
Base	3	16	CIM09 Min	-60.4361	-26.5776	76.5239	-60.3704	-101.1611	-4.6617
Base	3	16	CIM10 Max	-6.0064	33.9386	99.4069	58.3376	4.7402	1.3985
Base	3	16	CIM10 Min	-31.128	-31.4935	77.3099	-71.4946	-44.1375	-1.3985
Base	3	16	CIM11	-34.2992	7.99	175.0276	-18.5737	-36.3893	0
Base	3	16	CIM12	-38.4917	3.4081	184.5184	-15.4452	-40.8373	0
Base	3	16	CIM13 Max	-6.791	24.495	193.4906	25.3595	20.8414	3.5296
Base	3	16	CIM13 Min	-70.1924	-17.6788	175.5462	-56.2499	-102.5161	-3.5296
Base	3	16	CIM14 Max	-28.9216	28.2071	192.897	33.7594	-22.2173	1.0655
Base	3	16	CIM14 Min	-48.0618	-21.3909	176.1397	-64.6498	-59.4574	-1.0655
Base	3	16	CIM15	-18.5672	1.2225	88.3584	-6.5785	-19.6986	0
Base	3	16	COMB9	-49.5441	-1.1787	225.6528	-14.3461	-52.5632	0
Base	3	16	COMB10	-49.2086	7.8439	243.0474	-23.6975	-52.2073	0
Base	3	16	COMB11	-45.5193	1.2963	212.5075	-15.327	-48.2932	0
Base	3	16	DER09	-49.5441	-1.1787	225.6528	-14.3461	-52.5632	0
Base	3	16	DERUD09	-49.5441	-1.1787	225.6528	-14.3461	-52.5632	0
Base	3	16	DER10	-49.2086	7.8439	243.0474	-23.6975	-52.2073	0
Base	3	16	DERUD10	-49.2086	7.8439	243.0474	-23.6975	-52.2073	0
Base	3	16	DER11	-45.5193	1.2963	212.5075	-15.327	-48.2932	0
Base	3	16	DERUD11	-45.5193	1.2963	212.5075	-15.327	-48.2932	0
Base	4	18	D	-7.8689	-2.0376	48.7461	-6.6629	-8.2639	-0.0151
Base	4	18	L	-0.2755	4.125	-2.2289	-7.0312	-0.2882	-0.0008
Base	4	18	LR	-0.0009	-4.0074	8.4054	4.2104	-0.0021	0.0002
Base	4	18	EX Max	53.088	46.6649	19.3522	91.9147	105.6175	11.5338
Base	4	18	EY Max	0.0073	68.6696	21.1878	136.8233	0.017	0.0018
Base	4	18	DISX Max	29.4933	25.9249	10.7512	51.0637	58.6764	6.4076
Base	4	18	DISY Max	0.0041	38.1498	11.771	76.013	0.0094	0.001
Base	4	18	W	0	0	0	0	0	0
Base	4	18	G	-0.1396	-5.9524	15.6964	4.9052	-0.1483	0.0001
Base	4	18	DERUX Max	3.8344	4.0608	1.6568	8.0017	7.6446	1.0086

Story	Joint Label	Unique Name	Load Case/Combo	FX kN	FY kN	FZ kN	MX kN-m	MY kN-m	MZ kN-m
Base	4	18	DERUY Max	0.0006	6.0602	1.8699	12.0749	0.0015	0.0002
Base	4	18	COMB1	-11.0165	-2.8526	68.2445	-9.3281	-11.5695	-0.0212
Base	4	18	COMB2	-9.884	2.1512	59.1317	-17.1402	-10.3788	-0.0193
Base	4	18	COMB3	-9.7197	-4.732	69.715	-8.2901	-10.2082	-0.0186
Base	4	18	COMB4	-9.7187	-0.3238	60.4691	-12.9215	-10.2059	-0.0188
Base	4	18	COMB5 Max	19.7763	39.0498	70.5489	58.8409	48.4743	6.389
Base	4	18	COMB5 Min	-39.2128	-35.69	41.9838	-88.8943	-68.8841	-6.4269
Base	4	18	COMB6 Max	-0.8662	47.6072	71.2627	76.3054	7.4075	1.9044
Base	4	18	COMB6 Min	-18.5703	-44.2473	41.27	-106.3588	-27.8172	-1.9422
Base	4	18	COMB7 Max	1.7701	44.0935	58.8678	85.3354	10.1748	1.9097
Base	4	18	COMB7 Min	-15.9341	-47.7611	28.8751	-97.3287	-25.0499	-1.9369
Base	4	18	COMB8 Max	22.4125	35.5361	58.154	67.8709	51.2417	6.3943
Base	4	18	COMB8 Min	-36.5766	-39.2037	29.5889	-79.8642	-66.1167	-6.4216
Base	4	18	ENVE Max	22.4125	47.6072	71.2627	85.3354	51.2417	6.3943
Base	4	18	ENVE Min	-39.2128	-47.7611	28.8751	-106.3588	-68.8841	-6.4269
Base	4	18	CIM01	-7.8689	-2.0376	48.7461	-6.6629	-8.2639	-0.0151
Base	4	18	CIM02	-8.1444	2.0874	46.5171	-13.6941	-8.5521	-0.0159
Base	4	18	CIM03	-7.8698	-6.045	57.1515	-2.4526	-8.266	-0.0149
Base	4	18	CIM04	-8.0762	-1.9494	53.3784	-8.7785	-8.4816	-0.0155
Base	4	18	CIM05 Max	12.7773	24.1214	58.7438	45.0444	32.8115	4.4704
Base	4	18	CIM05 Min	-28.5151	-28.1965	38.7483	-58.3702	-49.3394	-4.5007
Base	4	18	CIM06 Max	-1.6725	30.1115	59.2435	57.2695	4.0647	1.3312
Base	4	18	CIM06 Min	-14.0654	-34.1867	38.2486	-70.5954	-20.5926	-1.3614
Base	4	18	CIM07 Max	7.5559	17.8948	60.96	30.4473	22.6184	3.3807
Base	4	18	CIM07 Min	-23.7083	-21.7936	45.7969	-48.0044	-39.5816	-3.4117
Base	4	18	CIM08 Max	-3.3551	22.418	61.3373	39.6785	0.9116	1.0102
Base	4	18	CIM08 Min	-12.7973	-26.3168	45.4196	-57.2356	-17.8748	-1.0413
Base	4	18	DER01	-11.0165	-2.8526	68.2445	-9.3281	-11.5695	-0.0212
Base	4	18	DER02	-9.884	2.1512	59.1317	-17.1402	-10.3788	-0.0193
Base	4	18	DER03	-9.7197	-4.732	69.715	-8.2901	-10.2082	-0.0186
Base	4	18	DER04	-9.7187	-0.3238	60.4691	-12.9215	-10.2059	-0.0188
Base	4	18	DER05 Max	43.3698	48.3448	75.6186	76.8879	95.4126	11.5148
Base	4	18	DER05 Min	-62.8062	-44.985	36.9141	-106.9414	-115.8224	-11.5527
Base	4	18	DER06 Max	-9.7109	70.3496	77.4542	121.7966	-10.1879	-0.0171
Base	4	18	DER06 Min	-9.7255	-66.9897	35.0785	-151.8501	-10.2218	-0.0207
Base	4	18	DER07 Max	46.006	44.8311	63.2237	85.918	98.18	11.5201
Base	4	18	DER07 Min	-60.17	-48.4987	24.5192	-97.9113	-113.055	-11.5474
Base	4	18	DER08 Max	-7.0747	66.8358	65.0593	130.8267	-7.4206	-0.0118
Base	4	18	DER08 Min	-7.0893	-70.5034	22.6836	-142.82	-7.4545	-0.0154
Base	4	18	DERUD01	-11.0165	-2.8526	68.2445	-9.3281	-11.5695	-0.0212
Base	4	18	DERUD02	-9.884	2.1512	59.1317	-17.1402	-10.3788	-0.0193
Base	4	18	DERUD03	-9.7197	-4.732	69.715	-8.2901	-10.2082	-0.0186
Base	4	18	DERUD04	-9.7187	-0.3238	60.4691	-12.9215	-10.2059	-0.0188
Base	4	18	DERUD05 Max	-5.8838	5.7407	57.9232	-7.0251	-2.5603	0.9897
Base	4	18	DERUD05 Min	-13.5526	-2.3809	54.6095	-23.0284	-17.8494	-1.0275
Base	4	18	DERUD06 Max	-9.7176	7.7401	58.1362	-2.9518	-10.2034	-0.0188
Base	4	18	DERUD06 Min	-9.7189	-4.3803	54.3965	-27.1016	-10.2064	-0.0191
Base	4	18	DERUD07 Max	-3.2476	2.227	45.5283	2.005	0.207	0.995
Base	4	18	DERUD07 Min	-10.9164	-5.8946	42.2146	-13.9983	-15.0821	-1.0222
Base	4	18	DERUD08 Max	-7.0814	4.2264	45.7413	6.0783	-7.436	-0.0135
Base	4	18	DERUD08 Min	-7.0827	-7.894	42.0016	-18.0715	-7.439	-0.0138
Base	4	18	CIM09 Max	15.9248	24.9364	39.2454	47.7096	36.1171	4.4765
Base	4	18	CIM09 Min	-25.3675	-27.3815	19.2499	-55.7051	-46.0338	-4.4946
Base	4	18	CIM10 Max	1.4751	30.9266	39.7451	59.9347	7.3703	1.3372
Base	4	18	CIM10 Min	-10.9178	-33.3716	18.7502	-67.9302	-17.287	-1.3554
Base	4	18	CIM11	-8.0085	-7.99	64.4425	-1.7578	-8.4122	-0.0151
Base	4	18	CIM12	-8.1802	-3.4081	58.8467	-8.2575	-8.5912	-0.0157
Base	4	18	CIM13 Max	7.4519	16.4361	66.4282	30.9684	22.5087	3.3806
Base	4	18	CIM13 Min	-23.8123	-23.2523	51.2652	-47.4833	-39.6912	-3.4119
Base	4	18	CIM14 Max	-3.4591	20.9593	66.8055	40.1996	0.802	1.0101

Story	Joint Label	Unique Name	Load Case/Combo	FX kN	FY kN	FZ kN	MX kN-m	MY kN-m	MZ kN-m
Base	4	18	CIM14 Min	-12.9013	-27.7755	50.8878	-56.7145	-17.9845	-1.0414
Base	4	18	CIM15	-4.7213	-1.2225	29.2476	-3.9978	-4.9584	-0.0091
Base	4	18	COMB9	-9.9533	1.1787	62.7772	-16.7928	-10.4519	-0.0193
Base	4	18	COMB10	-9.9415	-7.8439	81.3806	-7.1785	-10.4421	-0.0188
Base	4	18	COMB11	-9.788	-1.2963	64.1146	-12.5741	-10.279	-0.0189
Base	4	18	DER09	-9.9533	1.1787	62.7772	-16.7928	-10.4519	-0.0193
Base	4	18	DERUD09	-9.9533	1.1787	62.7772	-16.7928	-10.4519	-0.0193
Base	4	18	DER10	-9.9415	-7.8439	81.3806	-7.1785	-10.4421	-0.0188
Base	4	18	DERUD10	-9.9415	-7.8439	81.3806	-7.1785	-10.4421	-0.0188
Base	4	18	DER11	-9.788	-1.2963	64.1146	-12.5741	-10.279	-0.0189
Base	4	18	DERUD11	-9.788	-1.2963	64.1146	-12.5741	-10.279	-0.0189

5.4 Modal Results

Table 5.9 - Modal Periods and Frequencies

Case	Mode	Period sec	Frequency cyc/sec	Circular Frequency rad/sec	Eigenvalue rad²/sec²
Modal	1	0.238	4.201	26.395	696.6979
Modal	2	0.203	4.932	30.9904	960.4074
Modal	3	0.162	6.162	38.7196	1499.2086
Modal	4	0.052	19.354	121.604	14787.525
Modal	5	0.019	53.044	333.2841	111078.2755
Modal	6	0.018	55.751	350.2948	122706.4162
Modal	7	0.015	65.943	414.333	171671.7939

Table 5.10 - Modal Participating Mass Ratios (Part 1 of 2)

Case	Mode	Period sec	UX	UY	UZ	Sum UX	Sum UY	Sum UZ
Modal	1	0.238	0.6538	0	0	0.6538	0	0
Modal	2	0.203	0	1	0	0.6538	1	0
Modal	3	0.162	0.3456	0	0	0.9994	1	0
Modal	4	0.052	0.0006	0	0	1	1	0
Modal	5	0.019	0	0	0	1	1	0
Modal	6	0.018	0	1.759E-05	0	1	1	0
Modal	7	0.015	0	0	0	1	1	0

Table 5.10 - Modal Participating Mass Ratios (Part 2 of 2)

Case	Mode	RX	RY	RZ	Sum RX	Sum RY	Sum RZ
Modal	1	0	0.6538	0.3703	0	0.6538	0.3703
Modal	2	1	0	0	1	0.6538	0.3703
Modal	3	0	0.3456	0.6292	1	0.9994	0.9995
Modal	4	0	0.0006	0.0005	1	1	1
Modal	5	0	0	1.327E-05	1	1	1
Modal	6	1.759E-05	0	0	1	1	1
Modal	7	0	0	0	1	1	1

Table 5.11 - Modal Load Participation Ratios

Case	Item Type	Item	Static %	Dynamic %
Modal	Acceleration	UX	100	100
Modal	Acceleration	UY	100	100
Modal	Acceleration	UZ	0	0

Table 5.12 - Modal Direction Factors

Case	Mode	Period sec	UX	UY	UZ	RZ
Modal	1	0.238	0.662	0	0	0.338
Modal	2	0.203	0	1	0	0
Modal	3	0.162	0.348	0	0	0.652

Case	Mode	Period sec	UX	UY	UZ	RZ
Modal	4	0.052	0.009	0	0	0.991
Modal	5	0.019	0	0	0	1
Modal	6	0.018	0	1	0	0
Modal	7	0.015	0	1	0	0

6 Design Data

This chapter provides design data and results.

6.1 Concrete Frame Design

Table 6.1 - Concrete Frame Preferences - ACI 318-08

Item	Value
Multi-Response Design	Step-by-Step
Seismic Design Category	D
# Interaction Curves	24
# Interaction Points	11
Minimum Eccentricity	Yes
Phi (Tension)	0.9
Phi (Compression Tied)	0.65
Phi (Compression Spiral)	0.7
Phi (Shear and Torsion)	0.85
Phi (Shear Seismic)	0.6
Phi (Shear Joint)	0.85
Pattern Live Load Factor	0.75
D/C Ratio Limit	0.95

Table 6.2 - Concrete Column Overwrites - ACI 318-08 (Part 1 of 2)

Story	Label	Unique Name	Design Type	Design Section	LLRF	LMajor	LMinor	KMajor	KMinor	CmMajor	CmMinor
N1	C1	7	Column	Program Determined	0.880924	0.846154	0.846154	1	1	1	1
N1	C2	8	Column	Program Determined	0.984836	0.846154	0.846154	1	1	1	1
N1	C3	9	Column	Program Determined	0.880924	0.846154	0.846154	1	1	1	1
N1	C4	10	Column	Program Determined	0.984836	0.846154	0.846154	1	1	1	1

Table 6.2 - Concrete Column Overwrites - ACI 318-08 (Part 2 of 2)

Story	Label	Unique Name	DnsMajor	DnsMinor	DsMajor	DsMinor
N1	C1	7	1	1	1	1
N1	C2	8	1	1	1	1
N1	C3	9	1	1	1	1
N1	C4	10	1	1	1	1

Table 6.3 - Concrete Beam Overwrites - ACI 318-08

Story	Label	Unique Name	Design Type	Design Section	LLRF	LMajor	LMinor
N1	B1	13	Beam	Program Determined	0.830494	0.95122	0.95122
N1	B2	14	Beam	Program Determined	0.830494	0.95122	0.95122
N1	B4	16	Beam	Program Determined	1	0.95122	0.95122
N1	B6	18	Beam	Program Determined	1	0.95122	0.95122
N1	B8	2	Beam	Program Determined	1	0.916667	0.916667
N1	B15	22	Beam	Program Determined	1	1	1
N1	B17	4	Beam	Program Determined	1	0.916667	0.916667

Table 6.4 - Concrete Column PMM Envelope

Label	Story	Section	Location	P kN	M Major kN-m	M Minor kN-m	PMM Combo	PMM Ratio or Rebar %

Label	Story	Section	Location	P kN	M Major kN-m	M Minor kN-m	PMM Combo	PMM Ratio or Rebar %
C1	N1	C40X40	Top	169.2795	122.9883	-48.8555	COMB5	1.58 %
C1	N1	C40X40	Bottom	215.5322	-162.889	-88.3677	COMB5	2.86 %
C2	N1	C40X40	Top	51.6749	16.6435	-16.0907	COMB11	1 %
C2	N1	C40X40	Bottom	41.9838	-68.8841	-88.8943	COMB5	1.41 %
C3	N1	C40X40	Top	169.2795	-122.9883	-48.8555	COMB5	1.58 %
C3	N1	C40X40	Bottom	215.5322	162.889	-88.3677	COMB5	2.86 %
C4	N1	C40X40	Top	51.6749	-16.6435	-16.0907	COMB11	1 %
C4	N1	C40X40	Bottom	41.9838	68.8841	-88.8943	COMB5	1.41 %

Table 6.5 - Concrete Column Shear Envelope

Label	Story	Section	Location	V Major kN	Major Combo	At Major cm²/m	V Minor kN	Minor Combo	At Minor cm²/m
C1	N1	C40X40	Top	45.5193	COMB11	3.33	41.5482	COMB8	3.33
C1	N1	C40X40	Bottom	45.5193	COMB11	3.33	41.5482	COMB8	3.33
C2	N1	C40X40	Top	9.788		0	39.2037	COMB8	3.33
C2	N1	C40X40	Bottom	9.788		0	39.2037	COMB8	3.33
C3	N1	C40X40	Top	45.5193	COMB11	3.33	41.5482	COMB8	3.33
C3	N1	C40X40	Bottom	45.5193	COMB11	3.33	41.5482	COMB8	3.33
C4	N1	C40X40	Top	9.788		0	39.2037	COMB8	3.33
C4	N1	C40X40	Bottom	9.788		0	39.2037	COMB8	3.33

Table 6.6 - Concrete Beam Flexure Envelope

Label	Story	Section	Location	(-) Moment kN-m	(-) Combo	As Top cm²	(+) Moment kN-m	(+) Combo	As Bot cm²
B1	N1	V30X50	End-I	-148.0746	COMB6	10	0	COMB7	2
B1	N1	V30X50	Middle	-22.5532	COMB6	2	52.262	COMB6	4
B1	N1	V30X50	End-J	0	COMB7	4	49.6417	COMB6	4
B2	N1	V30X50	End-I	-148.0746	COMB6	10	0	COMB7	2
B2	N1	V30X50	Middle	-22.5532	COMB6	2	52.262	COMB6	4
B2	N1	V30X50	End-J	0	COMB7	4	49.6417	COMB6	4
B4	N1	V30X50	End-I	-119.7476	COMB5	8	55.9647	COMB8	4
B4	N1	V30X50	Middle	0	COMB11	0	90.3106	COMB2	6
B4	N1	V30X50	End-J	-119.7476	COMB5	8	55.9647	COMB8	4
B6	N1	V30X50	End-I	-48.9266	COMB5	4	27.7929	COMB5	2
B6	N1	V30X50	Middle	-4.2505	COMB8	0.2155	27.235	COMB5	2
B6	N1	V30X50	End-J	-48.9266	COMB5	4	27.7929	COMB5	2
B8	N1	V30X50	End-I	-24.1809	COMB9	2	0.8134	COMB8	0.0645
B8	N1	V30X50	Middle	-88.225	COMB9	6	0	COMB11	0
B8	N1	V30X50	End-J	-129.1146	COMB9	8	0	COMB11	0
B15	N1	VB20X45	End-I	-38.7939	COMB5	3	37.5396	COMB10	3
B15	N1	VB20X45	Middle	0	COMB11	0	77.7328	COMB9	5
B15	N1	VB20X45	End-J	-38.7939	COMB5	3	37.5396	COMB10	3
B17	N1	V30X50	End-I	-24.1809	COMB9	2	0.8134	COMB8	0.0645
B17	N1	V30X50	Middle	-88.225	COMB9	6	0	COMB11	0
B17	N1	V30X50	End-J	-129.1146	COMB9	8	0	COMB11	0

Table 6.7 - Concrete Beam Shear Envelope

Label	Story	Section	Location	V kN	V Combo	At cm²/m	T for At kN-m	T Combo At	At Torsion cm²/m	T for As kN-m	T Combo As	As Torsion cm²
B1	N1	V30X50	End-I	38.5092	COMB7	2.5	4.3868	COMB5	1.7	4.3868	COMB5	5
B1	N1	V30X50	Middle	6.6265	COMB4	0.67	4.3868	COMB5	1.7	4.3868	COMB5	5
B1	N1	V30X50	End-J	28.3809	COMB4	0.67	4.3868	COMB5	1.7	4.3868	COMB5	5
B2	N1	V30X50	End-I	38.5092	COMB7	2.5	4.3868	COMB5	1.7	4.3868	COMB5	5
B2	N1	V30X50	Middle	6.6265	COMB4	0.67	4.3868	COMB5	1.7	4.3868	COMB5	5
B2	N1	V30X50	End-J	28.3809	COMB4	0.67	4.3868	COMB5	1.7	4.3868	COMB5	5
B4	N1	V30X50	End-I	43.788	COMB11	2.5	0	COMB11	0	0	COMB11	0

Label	Story	Section	Location	V kN	V Combo	At cm²/m	T for At kN-m	T Combo At	At Torsion cm²/m	T for As kN-m	T Combo As	As Torsion cm²
B4	N1	V30X50	Middle	44.0348	COMB5	2.5	0	COMB11	0	0	COMB11	0
B4	N1	V30X50	End-J	72.9799	COMB11	2.5	0	COMB11	0	0	COMB11	0
B6	N1	V30X50	End-I	9.9235	COMB11	0	0	COMB11	0	0	COMB11	0
B6	N1	V30X50	Middle	6.6156	COMB11	0	0	COMB11	0	0	COMB11	0
B6	N1	V30X50	End-J	16.5391	COMB11	0	0	COMB11	0	0	COMB11	0
B8	N1	V30X50	End-I		O/S		38.7939	COMB5	8.48	38.7939	COMB5	11
B8	N1	V30X50	Middle		O/S		38.7939	COMB5	8.48	38.7939	COMB5	11
B8	N1	V30X50	End-J		O/S		38.7939	COMB5	8.48	38.7939	COMB5	11
B15	N1	VB20X45	End-I	28.8717	COMB11	1.67	0	COMB11	0	0	COMB11	0
B15	N1	VB20X45	Middle	19.2478	COMB11	0	0	COMB11	0	0	COMB11	0
B15	N1	VB20X45	End-J	48.1196	COMB11	1.67	0	COMB11	0	0	COMB11	0
B17	N1	V30X50	End-I		O/S		38.7939	COMB5	8.48	38.7939	COMB5	11
B17	N1	V30X50	Middle		O/S		38.7939	COMB5	8.48	38.7939	COMB5	11
B17	N1	V30X50	End-J		O/S		38.7939	COMB5	8.48	38.7939	COMB5	11

Table 6.8 - Concrete Joint Envelope

Label	Story	Section	B/C Major Combo	B/C Major Ratio	B/C Minor Combo	B/C Minor Ratio	JS Major Combo	JS Major Ratio	JS Minor Combo	JS Minor Ratio
C1	N1	C40X40								
C2	N1	C40X40								
C3	N1	C40X40								
C4	N1	C40X40								

Table 6.9 - Concrete Column Summary - ACI 318-08 (Part 1 of 2)

Story	Label	Unique Name	Station mm	Design Section	Design/Check	Status	PMM Ratio	PMM Combo	As,min cm²	As cm²
N1	C1	7	0	C40X40	Design	No Message		COMB5	16	46
N1	C1	7	275	C40X40	Design	No Message		COMB5	16	35
N1	C1	7	550	C40X40	Design	No Message		COMB5	16	24
N1	C1	7	825	C40X40	Design	No Message		COMB11	16	16
N1	C1	7	1100	C40X40	Design	No Message		COMB11	16	16
N1	C1	7	1375	C40X40	Design	No Message		COMB11	16	16
N1	C1	7	1650	C40X40	Design	No Message		COMB11	16	16
N1	C1	7	1925	C40X40	Design	No Message		COMB11	16	16
N1	C1	7	2200	C40X40	Design	No Message		COMB11	16	16
N1	C1	7	2475	C40X40	Design	No Message		COMB11	16	16
N1	C1	7	2750	C40X40	Design	No Message		COMB5	16	25
N1	C2	8	0	C40X40	Design	No Message		COMB5	16	23
N1	C2	8	275	C40X40	Design	No Message		COMB6	16	17
N1	C2	8	550	C40X40	Design	No Message		COMB11	16	16
N1	C2	8	825	C40X40	Design	No Message		COMB11	16	16
N1	C2	8	1100	C40X40	Design	No Message		COMB11	16	16
N1	C2	8	1375	C40X40	Design	No Message		COMB11	16	16
N1	C2	8	1650	C40X40	Design	No Message		COMB11	16	16
N1	C2	8	1925	C40X40	Design	No Message		COMB11	16	16
N1	C2	8	2200	C40X40	Design	No Message		COMB11	16	16
N1	C2	8	2475	C40X40	Design	No Message		COMB11	16	16
N1	C2	8	2750	C40X40	Design	No Message		COMB11	16	16
N1	C3	9	0	C40X40	Design	No Message		COMB5	16	46
N1	C3	9	275	C40X40	Design	No Message		COMB5	16	35
N1	C3	9	550	C40X40	Design	No Message		COMB5	16	24
N1	C3	9	825	C40X40	Design	No Message		COMB11	16	16
N1	C3	9	1100	C40X40	Design	No Message		COMB11	16	16
N1	C3	9	1375	C40X40	Design	No Message		COMB11	16	16
N1	C3	9	1650	C40X40	Design	No Message		COMB11	16	16
N1	C3	9	1925	C40X40	Design	No Message		COMB11	16	16
N1	C3	9	2200	C40X40	Design	No Message		COMB11	16	16
N1	C3	9	2475	C40X40	Design	No Message		COMB11	16	16
N1	C3	9	2750	C40X40	Design	No Message		COMB5	16	25

Story	Label	Unique Name	Station mm	Design Section	Design/Check	Status	PMM Ratio	PMM Combo	As,min cm²	As cm²
N1	C4	10	0	C40X40	Design	No Message		COMB5	16	23
N1	C4	10	275	C40X40	Design	No Message		COMB6	16	17
N1	C4	10	550	C40X40	Design	No Message		COMB11	16	16
N1	C4	10	825	C40X40	Design	No Message		COMB11	16	16
N1	C4	10	1100	C40X40	Design	No Message		COMB11	16	16
N1	C4	10	1375	C40X40	Design	No Message		COMB11	16	16
N1	C4	10	1650	C40X40	Design	No Message		COMB11	16	16
N1	C4	10	1925	C40X40	Design	No Message		COMB11	16	16
N1	C4	10	2200	C40X40	Design	No Message		COMB11	16	16
N1	C4	10	2475	C40X40	Design	No Message		COMB11	16	16
N1	C4	10	2750	C40X40	Design	No Message		COMB11	16	16

Table 6.9 - Concrete Column Summary - ACI 318-08 (Part 2 of 2)

Story	Label	Unique Name	Station mm	Mid Bar As cm²	Corner Bar As cm²	V Major Combo	At V Major cm²/m	V Minor Combo	At V Minor cm²/m	Warnings	Errors
N1	C1	7	0	5	7	COMB11	3.33	COMB8	3.33	No Message	No Message
N1	C1	7	275	4	5	COMB11	3.33	COMB8	3.33	No Message	No Message
N1	C1	7	550	3	4	COMB11	3.33	COMB8	3.33	No Message	No Message
N1	C1	7	825	2	2	COMB11	3.33	COMB8	3.33	No Message	No Message
N1	C1	7	1100	2	2	COMB11	3.33	COMB8	3.33	No Message	No Message
N1	C1	7	1375	2	2	COMB11	3.33	COMB8	3.33	No Message	No Message
N1	C1	7	1650	2	2	COMB11	3.33	COMB8	3.33	No Message	No Message
N1	C1	7	1925	2	2	COMB11	3.33	COMB8	3.33	No Message	No Message
N1	C1	7	2200	2	2	COMB11	3.33	COMB8	3.33	No Message	No Message
N1	C1	7	2475	2	2	COMB11	3.33	COMB8	3.33	No Message	No Message
N1	C1	7	2750	3	4	COMB11	3.33	COMB8	3.33	No Message	No Message
N1	C2	8	0	2	3	COMB11	0	COMB7	3.33	No Message	No Message
N1	C2	8	275	2	3	COMB11	0	COMB7	3.33	No Message	No Message
N1	C2	8	550	2	2	COMB11	0	COMB7	3.33	No Message	No Message
N1	C2	8	825	2	2	COMB11	0	COMB7	3.33	No Message	No Message
N1	C2	8	1100	2	2	COMB11	0	COMB8	3.33	No Message	No Message
N1	C2	8	1375	2	2	COMB11	0	COMB8	3.33	No Message	No Message
N1	C2	8	1650	2	2	COMB11	0	COMB8	3.33	No Message	No Message
N1	C2	8	1925	2	2	COMB11	0	COMB8	3.33	No Message	No Message
N1	C2	8	2200	2	2	COMB11	0	COMB8	3.33	No Message	No Message
N1	C2	8	2475	2	2	COMB11	0	COMB8	3.33	No Message	No Message
N1	C2	8	2750	2	2	COMB11	0	COMB8	3.33	No Message	No Message
N1	C3	9	0	5	7	COMB11	3.33	COMB8	3.33	No Message	No Message
N1	C3	9	275	4	5	COMB11	3.33	COMB8	3.33	No Message	No Message
N1	C3	9	550	3	4	COMB11	3.33	COMB8	3.33	No Message	No Message
N1	C3	9	825	2	2	COMB11	3.33	COMB8	3.33	No Message	No Message
N1	C3	9	1100	2	2	COMB11	3.33	COMB8	3.33	No Message	No Message

Story	Label	Unique Name	Station mm	Mid Bar As cm²	Corner Bar As cm²	V Major Combo	At V Major cm²/m	V Minor Combo	At V Minor cm²/m	Warnings	Errors
N1	C3	9	1375	2	2	COMB11	3.33	COMB8	3.33	No Message	No Message
N1	C3	9	1650	2	2	COMB11	3.33	COMB8	3.33	No Message	No Message
N1	C3	9	1925	2	2	COMB11	3.33	COMB8	3.33	No Message	No Message
N1	C3	9	2200	2	2	COMB11	3.33	COMB8	3.33	No Message	No Message
N1	C3	9	2475	2	2	COMB11	3.33	COMB8	3.33	No Message	No Message
N1	C3	9	2750	3	4	COMB11	3.33	COMB8	3.33	No Message	No Message
N1	C4	10	0	2	3	COMB11	0	COMB7	3.33	No Message	No Message
N1	C4	10	275	2	3	COMB11	0	COMB7	3.33	No Message	No Message
N1	C4	10	550	2	2	COMB11	0	COMB7	3.33	No Message	No Message
N1	C4	10	825	2	2	COMB11	0	COMB7	3.33	No Message	No Message
N1	C4	10	1100	2	2	COMB11	0	COMB8	3.33	No Message	No Message
N1	C4	10	1375	2	2	COMB11	0	COMB8	3.33	No Message	No Message
N1	C4	10	1650	2	2	COMB11	0	COMB8	3.33	No Message	No Message
N1	C4	10	1925	2	2	COMB11	0	COMB8	3.33	No Message	No Message
N1	C4	10	2200	2	2	COMB11	0	COMB8	3.33	No Message	No Message
N1	C4	10	2475	2	2	COMB11	0	COMB8	3.33	No Message	No Message
N1	C4	10	2750	2	2	COMB11	0	COMB8	3.33	No Message	No Message

Table 6.10 - Concrete Beam Summary - ACI 318-08 (Part 1 of 2)

Story	Label	Unique Name	Station mm	Design Section	Status	As Top Combo	As,min Top cm²	As Top cm²	As Bottom Combo	As,min Bottom cm²	As Bottom cm²
N1	B1	13	200	V30X50	No Message	COMB6	4	10	COMB6	0.3714	0.3714
N1	B1	13	980	V30X50	No Message	COMB6	4	7	COMB7	1	1
N1	B1	13	1760	V30X50	No Message	COMB6	4	4	COMB7	2	2
N1	B1	13	2540	V30X50	No Message	COMB6	2	2	COMB7	2	2
N1	B1	13	3320	V30X50	No Message	COMB6	0.3714	0.3714	COMB3	3	3
N1	B1	13	4100	V30X50	No Message	COMB6	0.3714	0.3714	COMB10	4	4
N1	B1	13	4880	V30X50	No Message	COMB6	0.3714	0.3714	COMB10	4	4
N1	B1	13	5660	V30X50	No Message	COMB6	0.3714	0.3714	COMB6	4	4
N1	B1	13	6440	V30X50	No Message	COMB7	2	2	COMB6	4	4
N1	B1	13	7220	V30X50	No Message	COMB7	3	3	COMB6	4	4
N1	B1	13	8000	V30X50	No Message	COMB7	4	4	COMB6	4	4
N1	B2	14	200	V30X50	No Message	COMB6	4	10	COMB6	0.3714	0.3714
N1	B2	14	980	V30X50	No Message	COMB6	4	7	COMB7	1	1
N1	B2	14	1760	V30X50	No Message	COMB6	4	4	COMB7	2	2
N1	B2	14	2540	V30X50	No Message	COMB6	2	2	COMB7	2	2
N1	B2	14	3320	V30X50	No Message	COMB6	0.3714	0.3714	COMB3	3	3
N1	B2	14	4100	V30X50	No	COMB6	0.3714	0.3714	COMB10	4	4

Story	Label	Unique Name	Station mm	Design Section	Status	As Top Combo	As,min Top cm²	As Top cm²	As Bottom Combo	As,min Bottom cm²	As Bottom cm²
					Message						
N1	B2	14	4880	V30X50	No Message	COMB6	0.3714	0.3714	COMB10	4	4
N1	B2	14	5660	V30X50	No Message	COMB6	0.3714	0.3714	COMB6	4	4
N1	B2	14	6440	V30X50	No Message	COMB7	2	2	COMB6	4	4
N1	B2	14	7220	V30X50	No Message	COMB7	3	3	COMB6	4	4
N1	B2	14	8000	V30X50	No Message	COMB7	4	4	COMB6	4	4
N1	B4	16	200	V30X50	No Message	COMB5	4	8	COMB8	2	2
N1	B4	16	980	V30X50	No Message	COMB8	4	4	COMB8	4	4
N1	B4	16	1760	V30X50	No Message	COMB8	1	1	COMB8	4	4
N1	B4	16	2540	V30X50	No Message	COMB11	0	0	COMB5	4	5
N1	B4	16	3320	V30X50	No Message	COMB11	0	0	COMB5	4	5
N1	B4	16	4100	V30X50	No Message	COMB11	0	0	COMB2	4	6
N1	B4	16	4880	V30X50	No Message	COMB11	0	0	COMB5	4	5
N1	B4	16	5660	V30X50	No Message	COMB11	0	0	COMB5	4	5
N1	B4	16	6440	V30X50	No Message	COMB8	1	1	COMB8	4	4
N1	B4	16	7220	V30X50	No Message	COMB8	4	4	COMB8	4	4
N1	B4	16	8000	V30X50	No Message	COMB5	4	8	COMB8	2	2
N1	B6	18	200	V30X50	No Message	COMB5	4	4	COMB8	2	2
N1	B6	18	980	V30X50	No Message	COMB8	2	2	COMB8	2	2
N1	B6	18	1760	V30X50	No Message	COMB8	1	1	COMB5	2	2
N1	B6	18	2540	V30X50	No Message	COMB8	0.2155	0.2155	COMB5	2	2
N1	B6	18	3320	V30X50	No Message	COMB11	0	0	COMB5	2	2
N1	B6	18	4100	V30X50	No Message	COMB11	0	0	COMB1	2	2
N1	B6	18	4880	V30X50	No Message	COMB11	0	0	COMB5	2	2
N1	B6	18	5660	V30X50	No Message	COMB8	0.2155	0.2155	COMB5	2	2
N1	B6	18	6440	V30X50	No Message	COMB8	1	1	COMB5	2	2
N1	B6	18	7220	V30X50	No Message	COMB8	2	2	COMB8	2	2
N1	B6	18	8000	V30X50	No Message	COMB5	4	4	COMB8	2	2
N1	B8	2	0	V30X50	See ErrMsg	COMB5	0.0645	0.0645	COMB8	0.0645	0.0645
N1	B8	2	220	V30X50	See ErrMsg	COMB9	1	1	COMB11	0	0
N1	B8	2	440	V30X50	See ErrMsg	COMB9	2	2	COMB11	0	0
N1	B8	2	660	V30X50	See ErrMsg	COMB9	3	3	COMB11	0	0
N1	B8	2	880	V30X50	See ErrMsg	COMB9	4	4	COMB11	0	0
N1	B8	2	1100	V30X50	See ErrMsg	COMB11	4	4	COMB11	0	0
N1	B8	2	1320	V30X50	See ErrMsg	COMB9	4	5	COMB11	0	0
N1	B8	2	1540	V30X50	See ErrMsg	COMB9	4	6	COMB11	0	0
N1	B8	2	1760	V30X50	See ErrMsg	COMB9	4	6	COMB11	0	0
N1	B8	2	1980	V30X50	See ErrMsg	COMB9	4	7	COMB11	0	0
N1	B8	2	2200	V30X50	See ErrMsg	COMB9	4	8	COMB11	0	0
N1	B15	22	0	VB20X45	No Message	COMB5	3	3	COMB11	0	0
N1	B15	22	820	VB20X45	No Message	COMB8	0.3941	0.3941	COMB5	1	1

Story	Label	Unique Name	Station mm	Design Section	Status	As Top Combo	As,min Top cm²	As Top cm²	As Bottom Combo	As,min Bottom cm²	As Bottom cm²
N1	B15	22	1640	VB20X45	No Message	COMB11	0	0	COMB10	3	3
N1	B15	22	2460	VB20X45	No Message	COMB11	0	0	COMB2	3	4
N1	B15	22	3280	VB20X45	No Message	COMB11	0	0	COMB9	3	5
N1	B15	22	4100	VB20X45	No Message	COMB11	0	0	COMB9	3	5
N1	B15	22	4920	VB20X45	No Message	COMB11	0	0	COMB9	3	5
N1	B15	22	5740	VB20X45	No Message	COMB11	0	0	COMB2	3	4
N1	B15	22	6560	VB20X45	No Message	COMB11	0	0	COMB10	3	3
N1	B15	22	7380	VB20X45	No Message	COMB8	0.3941	0.3941	COMB5	1	1
N1	B15	22	8200	VB20X45	No Message	COMB5	3	3	COMB11	0	0
N1	B17	4	0	V30X50	See ErrMsg	COMB5	0.0645	0.0645	COMB8	0.0645	0.0645
N1	B17	4	220	V30X50	See ErrMsg	COMB9	1	1	COMB11	0	0
N1	B17	4	440	V30X50	See ErrMsg	COMB9	2	2	COMB11	0	0
N1	B17	4	660	V30X50	See ErrMsg	COMB9	3	3	COMB11	0	0
N1	B17	4	880	V30X50	See ErrMsg	COMB9	4	4	COMB11	0	0
N1	B17	4	1100	V30X50	See ErrMsg	COMB11	4	4	COMB11	0	0
N1	B17	4	1320	V30X50	See ErrMsg	COMB9	4	5	COMB11	0	0
N1	B17	4	1540	V30X50	See ErrMsg	COMB9	4	6	COMB11	0	0
N1	B17	4	1760	V30X50	See ErrMsg	COMB9	4	6	COMB11	0	0
N1	B17	4	1980	V30X50	See ErrMsg	COMB9	4	7	COMB11	0	0
N1	B17	4	2200	V30X50	See ErrMsg	COMB9	4	8	COMB11	0	0

Table 6.10 - Concrete Beam Summary - ACI 318-08 (Part 2 of 2)

Story	Label	Unique Name	Station mm	V Combo	At Shear cm²/m	Torsion Long Combo	Al Torsion cm²	Torsion Tran Combo	At Torsion cm²/m	Warnings
N1	B1	13	200	COMB7	2.5	COMB11	5	COMB5	1.7	No Message
N1	B1	13	980	COMB7	2.5	COMB11	5	COMB5	1.7	No Message
N1	B1	13	1760	COMB7	2.5	COMB11	5	COMB5	1.7	No Message
N1	B1	13	2540	COMB4	0.67	COMB11	5	COMB5	1.7	No Message
N1	B1	13	3320	COMB4	0.67	COMB11	5	COMB5	1.7	No Message
N1	B1	13	4100	COMB4	0.67	COMB11	5	COMB5	1.7	No Message
N1	B1	13	4880	COMB4	0.67	COMB11	5	COMB5	1.7	No Message
N1	B1	13	5660	COMB4	0.67	COMB11	5	COMB5	1.7	No Message
N1	B1	13	6440	COMB4	0.67	COMB11	5	COMB5	1.7	No Message
N1	B1	13	7220	COMB4	0.67	COMB11	5	COMB5	1.7	No Message
N1	B1	13	8000	COMB4	0.67	COMB11	5	COMB5	1.7	No Message
N1	B2	14	200	COMB7	2.5	COMB11	5	COMB5	1.7	No Message
N1	B2	14	980	COMB7	2.5	COMB11	5	COMB5	1.7	No Message
N1	B2	14	1760	COMB7	2.5	COMB11	5	COMB5	1.7	No Message
N1	B2	14	2540	COMB4	0.67	COMB11	5	COMB5	1.7	No Message
N1	B2	14	3320	COMB4	0.67	COMB11	5	COMB5	1.7	No Message
N1	B2	14	4100	COMB4	0.67	COMB11	5	COMB5	1.7	No Message
N1	B2	14	4880	COMB4	0.67	COMB11	5	COMB5	1.7	No Message
N1	B2	14	5660	COMB4	0.67	COMB11	5	COMB5	1.7	No Message
N1	B2	14	6440	COMB4	0.67	COMB11	5	COMB5	1.7	No Message
N1	B2	14	7220	COMB4	0.67	COMB11	5	COMB5	1.7	No Message
N1	B2	14	8000	COMB4	0.67	COMB11	5	COMB5	1.7	No Message
N1	B4	16	200	COMB11	2.5	COMB11	0	COMB11	0	No Message
N1	B4	16	980	COMB11	2.5	COMB11	0	COMB11	0	No Message
N1	B4	16	1760	COMB11	2.5	COMB11	0	COMB11	0	No Message
N1	B4	16	2540	COMB5	2.5	COMB11	0	COMB11	0	No Message
N1	B4	16	3320	COMB11	0	COMB11	0	COMB11	0	No Message
N1	B4	16	4100	COMB11	0	COMB11	0	COMB11	0	No Message
N1	B4	16	4880	COMB11	0	COMB11	0	COMB11	0	No Message

Story	Label	Unique Name	Station mm	V Combo	At Shear cm²/m	Torsion Long Combo	Al Torsion cm²	Torsion Tran Combo	At Torsion cm²/m	Warnings
N1	B4	16	5660	COMB5	2.5	COMB11	0	COMB11	0	No Message
N1	B4	16	6440	COMB11	2.5	COMB11	0	COMB11	0	No Message
N1	B4	16	7220	COMB11	2.5	COMB11	0	COMB11	0	No Message
N1	B4	16	8000	COMB11	2.5	COMB11	0	COMB11	0	No Message
N1	B6	18	200	COMB11	0	COMB11	0	COMB11	0	No Message
N1	B6	18	980	COMB11	0	COMB11	0	COMB11	0	No Message
N1	B6	18	1760	COMB11	0	COMB11	0	COMB11	0	No Message
N1	B6	18	2540	COMB11	0	COMB11	0	COMB11	0	No Message
N1	B6	18	3320	COMB11	0	COMB11	0	COMB11	0	No Message
N1	B6	18	4100	COMB11	0	COMB11	0	COMB11	0	No Message
N1	B6	18	4880	COMB11	0	COMB11	0	COMB11	0	No Message
N1	B6	18	5660	COMB11	0	COMB11	0	COMB11	0	No Message
N1	B6	18	6440	COMB11	0	COMB11	0	COMB11	0	No Message
N1	B6	18	7220	COMB11	0	COMB11	0	COMB11	0	No Message
N1	B6	18	8000	COMB11	0	COMB11	0	COMB11	0	No Message
N1	B8	2	0	COMB2	0	COMB5	11	COMB5	8.48	No Message
N1	B8	2	220	COMB2	0	COMB5	11	COMB5	8.48	No Message
N1	B8	2	440	COMB2	0	COMB5	11	COMB5	8.48	No Message
N1	B8	2	660	COMB2	0	COMB5	11	COMB5	8.48	No Message
N1	B8	2	880	COMB2	0	COMB5	11	COMB5	8.48	No Message
N1	B8	2	1100	COMB2	0	COMB5	11	COMB5	8.48	No Message
N1	B8	2	1320	COMB2	0	COMB5	11	COMB5	8.48	No Message
N1	B8	2	1540	COMB2	0	COMB5	11	COMB5	8.48	No Message
N1	B8	2	1760	COMB2	0	COMB5	11	COMB5	8.48	No Message
N1	B8	2	1980	COMB2	0	COMB5	11	COMB5	8.48	No Message
N1	B8	2	2200	COMB2	0	COMB5	11	COMB5	8.48	No Message
N1	B15	22	0	COMB11	1.67	COMB11	0	COMB11	0	No Message
N1	B15	22	820	COMB11	1.67	COMB11	0	COMB11	0	No Message
N1	B15	22	1640	COMB11	1.67	COMB11	0	COMB11	0	No Message
N1	B15	22	2460	COMB11	0	COMB11	0	COMB11	0	No Message
N1	B15	22	3280	COMB11	0	COMB11	0	COMB11	0	No Message
N1	B15	22	4100	COMB11	0	COMB11	0	COMB11	0	No Message
N1	B15	22	4920	COMB11	0	COMB11	0	COMB11	0	No Message
N1	B15	22	5740	COMB11	0	COMB11	0	COMB11	0	No Message
N1	B15	22	6560	COMB11	1.67	COMB11	0	COMB11	0	No Message
N1	B15	22	7380	COMB11	1.67	COMB11	0	COMB11	0	No Message
N1	B15	22	8200	COMB11	1.67	COMB11	0	COMB11	0	No Message
N1	B17	4	0	COMB2	0	COMB5	11	COMB5	8.48	No Message
N1	B17	4	220	COMB2	0	COMB5	11	COMB5	8.48	No Message
N1	B17	4	440	COMB2	0	COMB5	11	COMB5	8.48	No Message
N1	B17	4	660	COMB2	0	COMB5	11	COMB5	8.48	No Message
N1	B17	4	880	COMB2	0	COMB5	11	COMB5	8.48	No Message
N1	B17	4	1100	COMB2	0	COMB5	11	COMB5	8.48	No Message
N1	B17	4	1320	COMB2	0	COMB5	11	COMB5	8.48	No Message
N1	B17	4	1540	COMB2	0	COMB5	11	COMB5	8.48	No Message
N1	B17	4	1760	COMB2	0	COMB5	11	COMB5	8.48	No Message
N1	B17	4	1980	COMB2	0	COMB5	11	COMB5	8.48	No Message
N1	B17	4	2200	COMB2	0	COMB5	11	COMB5	8.48	No Message

Table 6.10 - Concrete Beam Summary - ACI 318-08 (Part 3 of 2)

Story	Label	Unique Name	Station mm	Errors
N1	B1	13	200	No Message
N1	B1	13	980	No Message
N1	B1	13	1760	No Message
N1	B1	13	2540	No Message
N1	B1	13	3320	No Message
N1	B1	13	4100	No Message
N1	B1	13	4880	No Message

Story	Label	Unique Name	Station mm	Errors
N1	B1	13	5660	No Message
N1	B1	13	6440	No Message
N1	B1	13	7220	No Message
N1	B1	13	8000	No Message
N1	B2	14	200	No Message
N1	B2	14	980	No Message
N1	B2	14	1760	No Message
N1	B2	14	2540	No Message
N1	B2	14	3320	No Message
N1	B2	14	4100	No Message
N1	B2	14	4880	No Message
N1	B2	14	5660	No Message
N1	B2	14	6440	No Message
N1	B2	14	7220	No Message
N1	B2	14	8000	No Message
N1	B4	16	200	No Message
N1	B4	16	980	No Message
N1	B4	16	1760	No Message
N1	B4	16	2540	No Message
N1	B4	16	3320	No Message
N1	B4	16	4100	No Message
N1	B4	16	4880	No Message
N1	B4	16	5660	No Message
N1	B4	16	6440	No Message
N1	B4	16	7220	No Message
N1	B4	16	8000	No Message
N1	B6	18	200	No Message
N1	B6	18	980	No Message
N1	B6	18	1760	No Message
N1	B6	18	2540	No Message
N1	B6	18	3320	No Message
N1	B6	18	4100	No Message
N1	B6	18	4880	No Message
N1	B6	18	5660	No Message
N1	B6	18	6440	No Message
N1	B6	18	7220	No Message
N1	B6	18	8000	No Message
N1	B8	2	0	Shear stress due to shear force and torsion together exceeds maximum allowed
N1	B8	2	220	Shear stress due to shear force and torsion together exceeds maximum allowed
N1	B8	2	440	Shear stress due to shear force and torsion together exceeds maximum allowed
N1	B8	2	660	Shear stress due to shear force and torsion together exceeds maximum allowed
N1	B8	2	880	Shear stress due to shear force and torsion together exceeds maximum allowed
N1	B8	2	1100	Shear stress due to shear force and torsion together exceeds maximum allowed
N1	B8	2	1320	Shear stress due to shear force and torsion together exceeds maximum allowed
N1	B8	2	1540	Shear stress due to shear force and torsion together exceeds maximum allowed
N1	B8	2	1760	Shear stress due to shear force and torsion together exceeds maximum allowed
N1	B8	2	1980	Shear stress due to shear force and torsion together exceeds maximum allowed
N1	B8	2	2200	Shear stress due to shear force and torsion together exceeds maximum allowed
N1	B15	22	0	No Message
N1	B15	22	820	No Message
N1	B15	22	1640	No Message
N1	B15	22	2460	No Message
N1	B15	22	3280	No Message

Story	Label	Unique Name	Station mm	Errors
N1	B15	22	4100	No Message
N1	B15	22	4920	No Message
N1	B15	22	5740	No Message
N1	B15	22	6560	No Message
N1	B15	22	7380	No Message
N1	B15	22	8200	No Message
N1	B17	4	0	Shear stress due to shear force and torsion together exceeds maximum allowed
N1	B17	4	220	Shear stress due to shear force and torsion together exceeds maximum allowed
N1	B17	4	440	Shear stress due to shear force and torsion together exceeds maximum allowed
N1	B17	4	660	Shear stress due to shear force and torsion together exceeds maximum allowed
N1	B17	4	880	Shear stress due to shear force and torsion together exceeds maximum allowed
N1	B17	4	1100	Shear stress due to shear force and torsion together exceeds maximum allowed
N1	B17	4	1320	Shear stress due to shear force and torsion together exceeds maximum allowed
N1	B17	4	1540	Shear stress due to shear force and torsion together exceeds maximum allowed
N1	B17	4	1760	Shear stress due to shear force and torsion together exceeds maximum allowed
N1	B17	4	1980	Shear stress due to shear force and torsion together exceeds maximum allowed
N1	B17	4	2200	Shear stress due to shear force and torsion together exceeds maximum allowed

Table 6.11 - Concrete Joint Summary - ACI 318-08 (Part 1 of 2)

Story	Label	Unique Name	Design Section	Status	B/C Major Combo	B/C Major Ratio	B/C Minor Combo	B/C Minor Ratio
N1	C1	7	C40X40	Joint check not done.				
N1	C2	8	C40X40	Joint check not done.				
N1	C3	9	C40X40	Joint check not done.				
N1	C4	10	C40X40	Joint check not done.				

Table 6.11 - Concrete Joint Summary - ACI 318-08 (Part 2 of 2)

Story	Label	Unique Name	JS Major Combo	JS Major Ratio	JS Minor Combo	JS Minor Ratio	Warnings	Errors
N1	C1	7					No Message	No Message
N1	C2	8					No Message	No Message
N1	C3	9					No Message	No Message
N1	C4	10					No Message	No Message

ETABS® 2016

Integrated Building Design Software

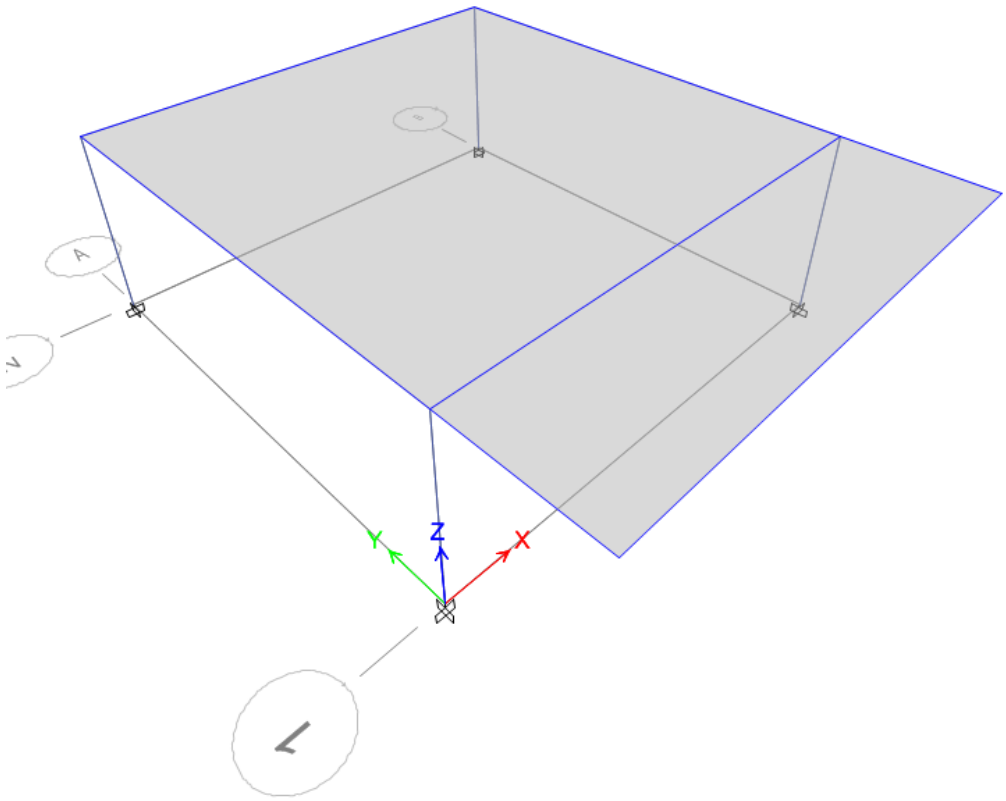

Project Report

Model File: 004 2017 EDUCACION 3 DMI - E, Revision 0
06/04/2017

Table of Contents

1. Structure Data 4
    - 1.1 Story Data 4
    - 1.2 Grid Data 4
    - 1.3 Point Coordinates 4
    - 1.4 Line Connectivity 4
    - 1.5 Area Connectivity 5
    - 1.6 Mass 5
    - 1.7 Groups 5
2. Properties 6
    - 2.1 Materials 6
    - 2.2 Frame Sections 6
    - 2.3 Shell Sections 6
    - 2.4 Reinforcement Sizes 6
    - 2.5 Tendon Sections 6
3. Assignments 7
    - 3.1 Joint Assignments 7
    - 3.2 Frame Assignments 7
    - 3.3 Shell Assignments 7
4. Loads 8
    - 4.1 Load Patterns 8
    - 4.2 Applied Loads 8
        - 4.2.1 Line Loads 8
        - 4.2.2 Area Loads 8
    - 4.3 Functions 8
        - 4.3.1 Response Spectrum Functions 8
    - 4.4 Load Cases 24
    - 4.5 Load Combinations 24
5. Design Data 28
    - 5.1 Concrete Frame Design 28

List of Tables

Table 1.1 Story Data 4
Table 1.2 Grid Systems 4
Table 1.3 Grid Lines 4
Table 1.4 Joint Coordinates Data 4
Table 1.5 Column Connectivity Data 4
Table 1.6 Beam Connectivity Data 4
Table 1.7 Floor Connectivity Data 5
Table 1.8 Mass Source 5
Table 1.9 Group Definitions 5
Table 2.1 Material Properties - Summary 6
Table 2.2 Frame Sections - Summary 6
Table 2.3 Shell Sections - Summary 6
Table 2.4 Reinforcing Bar Sizes 6
Table 2.5 Tendon Section Properties 6
Table 3.1 Joint Assignments - Summary 7
Table 3.2 Frame Assignments - Summary 7
Table 3.3 Shell Assignments - Summary 7
Table 4.1 Load Patterns 8
Table 4.2 Frame Loads - Distributed 8
Table 4.3 Shell Loads - Uniform 8
Table 4.4 Response Spectrum Function - User 8
Table 4.5 Load Cases - Summary 24
Table 4.6 Load Combinations 25
Table 5.1 Concrete Frame Preferences - ACI 318-08 28
Table 5.2 Concrete Column Overwrites - ACI 318-08 28
Table 5.3 Concrete Beam Overwrites - ACI 318-08 28

1 Structure Data

This chapter provides model geometry information, including items such as story levels, point coordinates, and element connectivity.

1.1 Story Data

Table 1.1 - Story Data

Name	Height mm	Elevation mm	Master Story	Similar To	Splice Story
N1	3250	3250	Yes	None	No
Base	0	0	No	None	No

1.2 Grid Data

Table 1.2 - Grid Systems

Name	Type	Story Range	X Origin m	Y Origin m	Rotation deg	Bubble Size mm	Color
G1	Cartesian	Default	0	0	0	1250	Gray

Table 1.3 - Grid Lines

Grid System	Grid Direction	Grid ID	Visible	Bubble Location	Ordinate m
G1	X	A	Yes	End	0
G1	X	B	Yes	End	8.2
G1	Y	1	Yes	Start	0
G1	Y	2	Yes	Start	8.2

1.3 Point Coordinates

Table 1.4 - Joint Coordinates Data

Label	X mm	Y mm	ΔZ Below mm
1	0	0	0
2	0	8200	0
3	8200	0	0
4	8200	8200	0
10	0	-2400	0
9	8200	-2400	0

1.4 Line Connectivity

Table 1.5 - Column Connectivity Data

Column	I-End Point	J-End Point	I-End Story
C1	1	1	Below
C2	2	2	Below
C3	3	3	Below
C4	4	4	Below

Table 1.6 - Beam Connectivity Data

Beam	I-End Point	J-End Point	Curve Type
B1	1	2	None
B2	3	4	None
B4	1	3	None
B6	2	4	None
B8	10	1	None
B15	10	9	None
B17	9	3	None

1.5 Area Connectivity

Table 1.7 - Floor Connectivity Data

Floor	Number of Edges	Edge Number	Point 1	Point 2	Curve Type
F1	4	1	9	3	None
		2	3	1	None
		3	1	10	None
		4	10	9	None
F5	4	1	3	4	None
		2	4	2	None
		3	2	1	None
		4	1	3	None

1.6 Mass

Table 1.8 - Mass Source

Name	Include Elements	Include Added Mass	Include Loads	Include Lateral	Include Vertical	Lump at Stories	IsDefault	Load Pattern	Multiplier
MsSrc1	No	No	Yes	Yes	No	Yes	Yes	D	1
MsSrc1	No	No	Yes	Yes	No	Yes	Yes	L	0.3

1.7 Groups

Table 1.9 - Group Definitions

Name	Color
All	Yellow

2 Properties

This chapter provides property information for materials, frame sections, shell sections, and links.

2.1 Materials

Table 2.1 - Material Properties - Summary

Name	Type	E MPa	ν	Unit Weight kN/m³	Design Strengths
A416Gr270	Tendon	196500.6	0	76.9729	Fy=1689.91 MPa, Fu=1861.58 MPa
A615Gr60	Rebar	199947.98	0.3	76.9729	Fy=413.69 MPa, Fu=620.53 MPa
CONC00	Concrete	25267.13	0.2	0	Fc=28 MPa
CONC21	Concrete	21538	0.2	23.56	Fc=21 MPa
RMAT	Rebar	199947.98	0.3	76.9729	Fy=420 MPa, Fu=630 MPa

2.2 Frame Sections

Table 2.2 - Frame Sections - Summary

Name	Material	Shape
C40X40	CONC21	Concrete Rectangular
V30X50	CONC21	Concrete Rectangular
VB20X45	CONC21	Concrete Rectangular

2.3 Shell Sections

Table 2.3 - Shell Sections - Summary

Name	Design Type	Element Type	Material	Total Thickness mm
CUB	Slab	Membrane		5
LOSA	Slab	Membrane		5

2.4 Reinforcement Sizes

Table 2.4 - Reinforcing Bar Sizes

Name	Diameter mm	Area cm²
#2	6.4	0.3226
#3	9.5	1
#5	15.9	2
#6	19.1	3
#8	25.4	5
#9	28.7	6
15M	16	2

2.5 Tendon Sections

Table 2.5 - Tendon Section Properties

Name	Material	StrandArea cm²	Color
Tendon1	A416Gr270	1	Yellow

3 Assignments

This chapter provides a listing of the assignments applied to the model.

3.1 Joint Assignments

Table 3.1 - Joint Assignments - Summary

Story	Label	Unique Name	Diaphragm	Restraints
N1	1	2	D1	
N1	2	14	Disconnected	
N1	3	6	D1	
N1	4	17	Disconnected	
N1	10	25	D1	
N1	9	26	D1	
Base	1	13	Disconnected	UX; UY; UZ; RX; RY; RZ
Base	2	15	Disconnected	UX; UY; UZ; RX; RY; RZ
Base	3	16	Disconnected	UX; UY; UZ; RX; RY; RZ
Base	4	18	Disconnected	UX; UY; UZ; RX; RY; RZ

3.2 Frame Assignments

Table 3.2 - Frame Assignments - Summary

Story	Label	Unique Name	Design Type	Length mm	Analysis Section	Design Section	Min Number Stations
N1	C1	7	Column	3250	C40X40	C40X40	11
N1	C2	8	Column	3250	C40X40	C40X40	11
N1	C3	9	Column	3250	C40X40	C40X40	11
N1	C4	10	Column	3250	C40X40	C40X40	11
N1	B1	13	Beam	8200	V30X50	V30X50	11
N1	B2	14	Beam	8200	V30X50	V30X50	11
N1	B4	16	Beam	8200	V30X50	V30X50	11
N1	B6	18	Beam	8200	V30X50	V30X50	11
N1	B8	2	Beam	2400	V30X50	V30X50	11
N1	B15	22	Beam	8200	VB20X45	VB20X45	11
N1	B17	4	Beam	2400	V30X50	V30X50	11

3.3 Shell Assignments

Table 3.3 - Shell Assignments - Summary

Story	Label	Unique Name	Section	Axis Angle deg
N1	F1	3	LOSA	90
N1	F5	5	CUB	

4 Loads

This chapter provides loading information as applied to the model.

4.1 Load Patterns

Table 4.1 - Load Patterns

Name	Type	Self Weight Multiplier	Auto Load
D	Dead	1	
L	Live	0	
LR	Live	0	
W	Wind	0	None
G	Snow	0	

4.2 Applied Loads

4.2.1 Line Loads

Table 4.2 - Frame Loads - Distributed

Story	Label	Unique Name	Design Type	Load Pattern	LoadType	Direction	Relative Distance Start	Relative Distance End	Absolute Distance Start mm	Absolute Distance End mm	Force at Start kN/m	Force at End kN/m
N1	B1	13	Beam	D	Force	Gravity	0	1	0	8200	4.4	0
N1	B2	14	Beam	D	Force	Gravity	0	1	0	8200	4.4	0
N1	B4	16	Beam	D	Force	Gravity	0	1	0	8200	4.4	4.4

4.2.2 Area Loads

Table 4.3 - Shell Loads - Uniform

Story	Label	Unique Name	Load Pattern	Direction	Load kN/m²
N1	F1	3	D	Gravity	4.3
N1	F5	5	D	Gravity	0.64
N1	F1	3	L	Gravity	2
N1	F5	5	LR	Gravity	0.5
N1	F1	3	G	Gravity	1
N1	F5	5	G	Gravity	1

4.3 Functions

4.3.1 Response Spectrum Functions

Table 4.4 - Response Spectrum Function - User

Name	Period sec	Acceleration	Damping %
Umbral	0	0.03	2
Umbral	0.01	0.032	
Umbral	0.02	0.035	
Umbral	0.03	0.037	
Umbral	0.04	0.04	
Umbral	0.05	0.042	
Umbral	0.06	0.044	
Umbral	0.07	0.047	
Umbral	0.08	0.049	
Umbral	0.09	0.052	
Umbral	0.1	0.054	
Umbral	0.11	0.056	
Umbral	0.12	0.059	
Umbral	0.13	0.061	
Umbral	0.14	0.064	
Umbral	0.15	0.066	

Name	Period sec	Acceleration	Damping %
Umbral	0.16	0.068	
Umbral	0.17	0.071	
Umbral	0.18	0.073	
Umbral	0.19	0.076	
Umbral	0.2	0.078	
Umbral	0.21	0.08	
Umbral	0.22	0.083	
Umbral	0.23	0.085	
Umbral	0.24	0.088	
Umbral	0.25	0.09	
Umbral	0.26	0.09	
Umbral	0.27	0.09	
Umbral	0.28	0.09	
Umbral	0.29	0.09	
Umbral	0.3	0.09	
Umbral	0.31	0.09	
Umbral	0.32	0.09	
Umbral	0.33	0.09	
Umbral	0.34	0.09	
Umbral	0.35	0.09	
Umbral	0.36	0.09	
Umbral	0.37	0.09	
Umbral	0.38	0.09	
Umbral	0.39	0.09	
Umbral	0.4	0.09	
Umbral	0.41	0.09	
Umbral	0.42	0.09	
Umbral	0.43	0.09	
Umbral	0.44	0.09	
Umbral	0.45	0.09	
Umbral	0.46	0.09	
Umbral	0.47	0.09	
Umbral	0.48	0.09	
Umbral	0.49	0.09	
Umbral	0.5	0.09	
Umbral	0.51	0.09	
Umbral	0.52	0.09	
Umbral	0.53	0.09	
Umbral	0.54	0.09	
Umbral	0.55	0.09	
Umbral	0.56	0.09	
Umbral	0.57	0.09	
Umbral	0.58	0.09	
Umbral	0.59	0.09	
Umbral	0.6	0.09	
Umbral	0.61	0.09	
Umbral	0.62	0.09	
Umbral	0.63	0.09	
Umbral	0.64	0.09	
Umbral	0.65	0.09	
Umbral	0.66	0.09	
Umbral	0.67	0.09	
Umbral	0.68	0.09	
Umbral	0.69	0.09	
Umbral	0.7	0.09	
Umbral	0.71	0.09	
Umbral	0.72	0.09	
Umbral	0.73	0.09	
Umbral	0.74	0.09	
Umbral	0.75	0.09	

Name	Period sec	Acceleration	Damping %
Umbral	0.76	0.09	
Umbral	0.77	0.09	
Umbral	0.78	0.09	
Umbral	0.79	0.09	
Umbral	0.8	0.09	
Umbral	0.81	0.09	
Umbral	0.82	0.09	
Umbral	0.83	0.09	
Umbral	0.84	0.09	
Umbral	0.85	0.09	
Umbral	0.86	0.09	
Umbral	0.87	0.09	
Umbral	0.88	0.09	
Umbral	0.89	0.09	
Umbral	0.9	0.09	
Umbral	0.91	0.09	
Umbral	0.92	0.09	
Umbral	0.93	0.09	
Umbral	0.94	0.09	
Umbral	0.95	0.09	
Umbral	0.96	0.09	
Umbral	0.97	0.09	
Umbral	0.98	0.09	
Umbral	0.99	0.09	
Umbral	1	0.09	
Umbral	1.01	0.09	
Umbral	1.02	0.09	
Umbral	1.03	0.09	
Umbral	1.04	0.09	
Umbral	1.05	0.09	
Umbral	1.06	0.09	
Umbral	1.07	0.09	
Umbral	1.08	0.09	
Umbral	1.09	0.09	
Umbral	1.1	0.09	
Umbral	1.11	0.09	
Umbral	1.12	0.09	
Umbral	1.13	0.09	
Umbral	1.14	0.09	
Umbral	1.15	0.09	
Umbral	1.16	0.09	
Umbral	1.17	0.09	
Umbral	1.18	0.09	
Umbral	1.19	0.09	
Umbral	1.2	0.09	
Umbral	1.21	0.09	
Umbral	1.22	0.09	
Umbral	1.23	0.09	
Umbral	1.24	0.09	
Umbral	1.25	0.09	
Umbral	1.26	0.09	
Umbral	1.27	0.09	
Umbral	1.28	0.09	
Umbral	1.29	0.09	
Umbral	1.3	0.09	
Umbral	1.31	0.09	
Umbral	1.32	0.09	
Umbral	1.33	0.09	
Umbral	1.34	0.09	
Umbral	1.35	0.09	

Name	Period sec	Acceleration	Damping %
Umbral	1.36	0.09	
Umbral	1.37	0.09	
Umbral	1.38	0.09	
Umbral	1.39	0.09	
Umbral	1.4	0.09	
Umbral	1.41	0.09	
Umbral	1.42	0.09	
Umbral	1.43	0.09	
Umbral	1.44	0.09	
Umbral	1.45	0.09	
Umbral	1.46	0.09	
Umbral	1.47	0.09	
Umbral	1.48	0.09	
Umbral	1.49	0.09	
Umbral	1.5	0.09	
Umbral	1.51	0.09	
Umbral	1.52	0.09	
Umbral	1.53	0.09	
Umbral	1.54	0.09	
Umbral	1.55	0.09	
Umbral	1.56	0.09	
Umbral	1.57	0.09	
Umbral	1.58	0.09	
Umbral	1.59	0.09	
Umbral	1.6	0.09	
Umbral	1.61	0.09	
Umbral	1.62	0.09	
Umbral	1.63	0.09	
Umbral	1.64	0.09	
Umbral	1.65	0.09	
Umbral	1.66	0.09	
Umbral	1.67	0.09	
Umbral	1.68	0.09	
Umbral	1.69	0.09	
Umbral	1.7	0.09	
Umbral	1.71	0.09	
Umbral	1.72	0.09	
Umbral	1.73	0.09	
Umbral	1.74	0.09	
Umbral	1.75	0.09	
Umbral	1.76	0.09	
Umbral	1.77	0.09	
Umbral	1.78	0.09	
Umbral	1.79	0.09	
Umbral	1.8	0.09	
Umbral	1.81	0.09	
Umbral	1.82	0.09	
Umbral	1.83	0.09	
Umbral	1.84	0.09	
Umbral	1.85	0.09	
Umbral	1.86	0.09	
Umbral	1.87	0.09	
Umbral	1.88	0.09	
Umbral	1.89	0.09	
Umbral	1.9	0.09	
Umbral	1.91	0.09	
Umbral	1.92	0.09	
Umbral	1.93	0.09	
Umbral	1.94	0.09	
Umbral	1.95	0.09	

Name	Period sec	Acceleration	Damping %
Umbral	1.96	0.09	
Umbral	1.97	0.09	
Umbral	1.98	0.09	
Umbral	1.99	0.09	
Umbral	2	0.09	
Umbral	2.01	0.09	
Umbral	2.02	0.09	
Umbral	2.03	0.09	
Umbral	2.04	0.09	
Umbral	2.05	0.09	
Umbral	2.06	0.09	
Umbral	2.07	0.09	
Umbral	2.08	0.09	
Umbral	2.09	0.09	
Umbral	2.1	0.09	
Umbral	2.11	0.09	
Umbral	2.12	0.09	
Umbral	2.13	0.09	
Umbral	2.14	0.09	
Umbral	2.15	0.09	
Umbral	2.16	0.09	
Umbral	2.17	0.09	
Umbral	2.18	0.09	
Umbral	2.19	0.09	
Umbral	2.2	0.089	
Umbral	2.21	0.089	
Umbral	2.22	0.089	
Umbral	2.23	0.088	
Umbral	2.24	0.088	
Umbral	2.25	0.088	
Umbral	2.26	0.087	
Umbral	2.27	0.087	
Umbral	2.28	0.086	
Umbral	2.29	0.086	
Umbral	2.3	0.086	
Umbral	2.31	0.085	
Umbral	2.32	0.085	
Umbral	2.33	0.084	
Umbral	2.34	0.084	
Umbral	2.35	0.084	
Umbral	2.36	0.083	
Umbral	2.37	0.083	
Umbral	2.38	0.083	
Umbral	2.39	0.082	
Umbral	2.4	0.082	
Umbral	2.41	0.082	
Umbral	2.42	0.081	
Umbral	2.43	0.081	
Umbral	2.44	0.081	
Umbral	2.45	0.08	
Umbral	2.46	0.08	
Umbral	2.47	0.08	
Umbral	2.48	0.079	
Umbral	2.49	0.079	
Umbral	2.5	0.079	
Umbral	2.51	0.078	
Umbral	2.52	0.078	
Umbral	2.53	0.078	
Umbral	2.54	0.078	
Umbral	2.55	0.077	

Name	Period sec	Acceleration	Damping %
Umbral	2.56	0.077	
Umbral	2.57	0.077	
Umbral	2.58	0.076	
Umbral	2.59	0.076	
Umbral	2.6	0.076	
Umbral	2.61	0.075	
Umbral	2.62	0.075	
Umbral	2.63	0.075	
Umbral	2.64	0.075	
Umbral	2.65	0.074	
Umbral	2.66	0.074	
Umbral	2.67	0.074	
Umbral	2.68	0.073	
Umbral	2.69	0.073	
Umbral	2.7	0.073	
Umbral	2.71	0.073	
Umbral	2.72	0.072	
Umbral	2.73	0.072	
Umbral	2.74	0.072	
Umbral	2.75	0.072	
Umbral	2.76	0.071	
Umbral	2.77	0.071	
Umbral	2.78	0.071	
Umbral	2.79	0.071	
Umbral	2.8	0.07	
Umbral	2.81	0.07	
Umbral	2.82	0.07	
Umbral	2.83	0.07	
Umbral	2.84	0.069	
Umbral	2.85	0.069	
Umbral	2.86	0.069	
Umbral	2.87	0.069	
Umbral	2.88	0.068	
Umbral	2.89	0.068	
Umbral	2.9	0.068	
Umbral	2.91	0.068	
Umbral	2.92	0.067	
Umbral	2.93	0.067	
Umbral	2.94	0.067	
Umbral	2.95	0.067	
Umbral	2.96	0.067	
Umbral	2.97	0.066	
Umbral	2.98	0.066	
Umbral	2.99	0.066	
Umbral	3	0.066	
Umbral	3.01	0.065	
Umbral	3.02	0.065	
Umbral	3.03	0.065	
Umbral	3.04	0.065	
Umbral	3.05	0.065	
Umbral	3.06	0.064	
Umbral	3.07	0.064	
Umbral	3.08	0.064	
Umbral	3.09	0.064	
Umbral	3.1	0.064	
Umbral	3.11	0.063	
Umbral	3.12	0.063	
Umbral	3.13	0.063	
Umbral	3.14	0.063	
Umbral	3.15	0.063	

Name	Period sec	Acceleration	Damping %
Umbral	3.16	0.062	
Umbral	3.17	0.062	
Umbral	3.18	0.062	
Umbral	3.19	0.062	
Umbral	3.2	0.062	
Umbral	3.21	0.061	
Umbral	3.22	0.061	
Umbral	3.23	0.061	
Umbral	3.24	0.061	
Umbral	3.25	0.061	
Umbral	3.26	0.06	
Umbral	3.27	0.06	
Umbral	3.28	0.06	
Umbral	3.29	0.06	
Umbral	3.3	0.06	
Umbral	3.31	0.059	
Umbral	3.32	0.059	
Umbral	3.33	0.059	
Umbral	3.34	0.059	
Umbral	3.35	0.059	
Umbral	3.36	0.059	
Umbral	3.37	0.058	
Umbral	3.38	0.058	
Umbral	3.39	0.058	
Umbral	3.4	0.058	
Umbral	3.41	0.058	
Umbral	3.42	0.058	
Umbral	3.43	0.057	
Umbral	3.44	0.057	
Umbral	3.45	0.057	
Umbral	3.46	0.057	
Umbral	3.47	0.057	
Umbral	3.48	0.057	
Umbral	3.49	0.056	
Umbral	3.5	0.056	
Umbral	3.51	0.056	
Umbral	3.52	0.056	
Umbral	3.53	0.056	
Umbral	3.54	0.056	
Umbral	3.55	0.055	
Umbral	3.56	0.055	
Umbral	3.57	0.055	
Umbral	3.58	0.055	
Umbral	3.59	0.055	
Umbral	3.6	0.055	
Umbral	3.61	0.055	
Umbral	3.62	0.054	
Umbral	3.63	0.054	
Umbral	3.64	0.054	
Umbral	3.65	0.054	
Umbral	3.66	0.054	
Umbral	3.67	0.054	
Umbral	3.68	0.053	
Umbral	3.69	0.053	
Umbral	3.7	0.053	
Umbral	3.71	0.053	
Umbral	3.72	0.053	
Umbral	3.73	0.053	
Umbral	3.74	0.053	
Umbral	3.75	0.053	

Name	Period sec	Acceleration	Damping %
Umbral	3.76	0.052	
Umbral	3.77	0.052	
Umbral	3.78	0.052	
Umbral	3.79	0.052	
Umbral	3.8	0.052	
Umbral	3.81	0.052	
Umbral	3.82	0.052	
Umbral	3.83	0.051	
Umbral	3.84	0.051	
Umbral	3.85	0.051	
Umbral	3.86	0.051	
Umbral	3.87	0.051	
Umbral	3.88	0.051	
Umbral	3.89	0.051	
Umbral	3.9	0.05	
Umbral	3.91	0.05	
Umbral	3.92	0.05	
Umbral	3.93	0.05	
Umbral	3.94	0.05	
Umbral	3.95	0.05	
Umbral	3.96	0.05	
Umbral	3.97	0.05	
Umbral	3.98	0.049	
Umbral	3.99	0.049	
Umbral	4	0.049	
Umbral	4.01	0.049	
Umbral	4.02	0.049	
Umbral	4.03	0.049	
Umbral	4.04	0.049	
Umbral	4.05	0.049	
Umbral	4.06	0.048	
Umbral	4.07	0.048	
Umbral	4.08	0.048	
Umbral	4.09	0.048	
Umbral	4.1	0.048	
Umbral	4.11	0.048	
Umbral	4.12	0.048	
Umbral	4.13	0.048	
Umbral	4.14	0.048	
Umbral	4.15	0.047	
Umbral	4.16	0.047	
Umbral	4.17	0.047	
Umbral	4.18	0.047	
Umbral	4.19	0.047	
Umbral	4.2	0.047	
Umbral	4.21	0.047	
Umbral	4.22	0.047	
Umbral	4.23	0.047	
Umbral	4.24	0.046	
Umbral	4.25	0.046	
Umbral	4.26	0.046	
Umbral	4.27	0.046	
Umbral	4.28	0.046	
Umbral	4.29	0.046	
Umbral	4.3	0.046	
Umbral	4.31	0.046	
Umbral	4.32	0.046	
Umbral	4.33	0.045	
Umbral	4.34	0.045	
Umbral	4.35	0.045	

Name	Period sec	Acceleration	Damping %
Umbral	4.36	0.045	
Umbral	4.37	0.045	
Umbral	4.38	0.045	
Umbral	4.39	0.045	
Umbral	4.4	0.045	
Umbral	4.41	0.045	
Umbral	4.42	0.045	
Umbral	4.43	0.044	
Umbral	4.44	0.044	
Umbral	4.45	0.044	
Umbral	4.46	0.044	
Umbral	4.47	0.044	
Umbral	4.48	0.044	
Umbral	4.49	0.044	
Umbral	4.5	0.044	
Umbral	4.51	0.044	
Umbral	4.52	0.044	
Umbral	4.53	0.043	
Umbral	4.54	0.043	
Umbral	4.55	0.043	
Umbral	4.56	0.043	
Umbral	4.57	0.043	
Umbral	4.58	0.043	
Umbral	4.59	0.043	
Umbral	4.6	0.043	
Umbral	4.61	0.043	
Umbral	4.62	0.043	
Umbral	4.63	0.043	
Umbral	4.64	0.042	
Umbral	4.65	0.042	
Umbral	4.66	0.042	
Umbral	4.67	0.042	
Umbral	4.68	0.042	
Umbral	4.69	0.042	
Umbral	4.7	0.042	
Umbral	4.71	0.042	
Umbral	4.72	0.042	
Umbral	4.73	0.042	
Umbral	4.74	0.042	
Umbral	4.75	0.041	
Umbral	4.76	0.041	
Umbral	4.77	0.041	
Umbral	4.78	0.041	
Umbral	4.79	0.041	
Umbral	4.8	0.041	
Umbral	4.81	0.041	
Umbral	4.82	0.041	
Umbral	4.83	0.041	
Umbral	4.84	0.041	
Umbral	4.85	0.041	
Umbral	4.86	0.041	
Umbral	4.87	0.04	
Umbral	4.88	0.04	
Umbral	4.89	0.04	
Umbral	4.9	0.04	
Umbral	4.91	0.04	
Umbral	4.92	0.04	
Umbral	4.93	0.04	
Umbral	4.94	0.04	
Umbral	4.95	0.04	

Name	Period sec	Acceleration	Damping %
Umbral	4.96	0.04	
Umbral	4.97	0.04	
Umbral	4.98	0.04	
Umbral	4.99	0.039	
Umbral	5	0.039	
Umbral	5.01	0.039	
Umbral	5.02	0.039	
Umbral	5.03	0.039	
Umbral	5.04	0.039	
Umbral	5.05	0.039	
Umbral	5.06	0.039	
Umbral	5.07	0.039	
Umbral	5.08	0.039	
Umbral	5.09	0.039	
Umbral	5.1	0.039	
Umbral	5.11	0.039	
Umbral	5.12	0.038	
Umbral	5.13	0.038	
Umbral	5.14	0.038	
Umbral	5.15	0.038	
Umbral	5.16	0.038	
Umbral	5.17	0.038	
Umbral	5.18	0.038	
Umbral	5.19	0.038	
Umbral	5.2	0.038	
Umbral	5.21	0.038	
Umbral	5.22	0.038	
Umbral	5.23	0.038	
Umbral	5.24	0.038	
Umbral	5.25	0.038	
Umbral	5.26	0.037	
Umbral	5.27	0.037	
Umbral	5.28	0.037	
Umbral	5.29	0.037	
Umbral	5.3	0.037	
Umbral	5.31	0.037	
Umbral	5.32	0.037	
Umbral	5.33	0.037	
Umbral	5.34	0.037	
Umbral	5.35	0.037	
Umbral	5.36	0.037	
Umbral	5.37	0.037	
Umbral	5.38	0.037	
Umbral	5.39	0.037	
Umbral	5.4	0.036	
Umbral	5.41	0.036	
Umbral	5.42	0.036	
Umbral	5.43	0.036	
Umbral	5.44	0.036	
Umbral	5.45	0.036	
Umbral	5.46	0.036	
Umbral	5.47	0.036	
Umbral	5.48	0.036	
Umbral	5.49	0.036	
Umbral	5.5	0.036	
Umbral	5.51	0.036	
Umbral	5.52	0.036	
Umbral	5.53	0.036	
Umbral	5.54	0.036	
Umbral	5.55	0.035	

Name	Period sec	Acceleration	Damping %
Umbral	5.56	0.035	
Umbral	5.57	0.035	
Umbral	5.58	0.035	
Umbral	5.59	0.035	
Umbral	5.6	0.035	
Umbral	5.61	0.035	
Umbral	5.62	0.035	
Umbral	5.63	0.035	
Umbral	5.64	0.035	
Umbral	5.65	0.035	
Umbral	5.66	0.035	
Umbral	5.67	0.035	
Umbral	5.68	0.035	
Umbral	5.69	0.035	
Umbral	5.7	0.035	
Umbral	5.71	0.034	
Umbral	5.72	0.034	
Umbral	5.73	0.034	
Umbral	5.74	0.034	
Umbral	5.75	0.034	
Umbral	5.76	0.034	
Umbral	5.77	0.034	
Umbral	5.78	0.034	
Umbral	5.79	0.034	
Umbral	5.8	0.034	
Umbral	5.81	0.034	
Umbral	5.82	0.034	
Umbral	5.83	0.034	
Umbral	5.84	0.034	
Umbral	5.85	0.034	
Umbral	5.86	0.034	
Umbral	5.87	0.034	
Umbral	5.88	0.033	
Umbral	5.89	0.033	
Umbral	5.9	0.033	
Umbral	5.91	0.033	
Umbral	5.92	0.033	
Umbral	5.93	0.033	
Umbral	5.94	0.033	
Umbral	5.95	0.033	
Umbral	5.96	0.033	
Umbral	5.97	0.033	
Umbral	5.98	0.033	
Umbral	5.99	0.033	
Umbral	6	0.033	
Umbral	6.01	0.033	
Umbral	6.02	0.033	
Umbral	6.03	0.033	
Umbral	6.04	0.033	
Umbral	6.05	0.033	
Umbral	6.06	0.032	
Umbral	6.07	0.032	
Umbral	6.08	0.032	
Umbral	6.09	0.032	
Umbral	6.1	0.032	
Umbral	6.11	0.032	
Umbral	6.12	0.032	
Umbral	6.13	0.032	
Umbral	6.14	0.032	
Umbral	6.15	0.032	

Name	Period sec	Acceleration	Damping %
Umbral	6.16	0.032	
Umbral	6.17	0.032	
Umbral	6.18	0.032	
Umbral	6.19	0.032	
Umbral	6.2	0.032	
Umbral	6.21	0.032	
Umbral	6.22	0.032	
Umbral	6.23	0.032	
Umbral	6.24	0.032	
Umbral	6.25	0.032	
Umbral	6.26	0.031	
Umbral	6.27	0.031	
Umbral	6.28	0.031	
Umbral	6.29	0.031	
Umbral	6.3	0.031	
Umbral	6.31	0.031	
Umbral	6.32	0.031	
Umbral	6.33	0.031	
Umbral	6.34	0.031	
Umbral	6.35	0.031	
Umbral	6.36	0.031	
Umbral	6.37	0.031	
Umbral	6.38	0.031	
Umbral	6.39	0.031	
Umbral	6.4	0.031	
Umbral	6.41	0.031	
Umbral	6.42	0.031	
Umbral	6.43	0.031	
Umbral	6.44	0.031	
Umbral	6.45	0.031	
Umbral	6.46	0.03	
Umbral	6.47	0.03	
Umbral	6.48	0.03	
Umbral	6.49	0.03	
Umbral	6.5	0.03	
Umbral	6.51	0.03	
Umbral	6.52	0.03	
Umbral	6.53	0.03	
Umbral	6.54	0.03	
Umbral	6.55	0.03	
Umbral	6.56	0.03	
Umbral	6.57	0.03	
Umbral	6.58	0.03	
Umbral	6.59	0.03	
Umbral	6.6	0.03	
Umbral	6.61	0.03	
Umbral	6.62	0.03	
Umbral	6.63	0.03	
Umbral	6.64	0.03	
Umbral	6.65	0.03	
Umbral	6.66	0.03	
Umbral	6.67	0.03	
Umbral	6.68	0.029	
Umbral	6.69	0.029	
Umbral	6.7	0.029	
Umbral	6.71	0.029	
Umbral	6.72	0.029	
Umbral	6.73	0.029	
Umbral	6.74	0.029	
Umbral	6.75	0.029	

Name	Period sec	Acceleration	Damping %
Umbral	6.76	0.029	
Umbral	6.77	0.029	
Umbral	6.78	0.029	
Umbral	6.79	0.029	
Umbral	6.8	0.029	
Umbral	6.81	0.029	
Umbral	6.82	0.029	
Umbral	6.83	0.029	
Umbral	6.84	0.029	
Umbral	6.85	0.029	
Umbral	6.86	0.029	
Umbral	6.87	0.029	
Umbral	6.88	0.029	
Umbral	6.89	0.029	
Umbral	6.9	0.029	
Umbral	6.91	0.028	
Umbral	6.92	0.028	
Umbral	6.93	0.028	
Umbral	6.94	0.028	
Umbral	6.95	0.028	
Umbral	6.96	0.028	
Umbral	6.97	0.028	
Umbral	6.98	0.028	
Umbral	6.99	0.028	
Umbral	7	0.028	
Umbral	7.01	0.028	
Umbral	7.02	0.028	
Umbral	7.03	0.028	
Umbral	7.04	0.028	
Umbral	7.05	0.028	
Umbral	7.06	0.028	
Umbral	7.07	0.028	
Umbral	7.08	0.028	
Umbral	7.09	0.028	
Umbral	7.1	0.028	
Umbral	7.11	0.028	
Umbral	7.12	0.028	
Umbral	7.13	0.028	
Umbral	7.14	0.028	
Umbral	7.15	0.028	
Umbral	7.16	0.027	
Umbral	7.17	0.027	
Umbral	7.18	0.027	
Umbral	7.19	0.027	
Umbral	7.2	0.027	
Umbral	7.21	0.027	
Umbral	7.22	0.027	
Umbral	7.23	0.027	
Umbral	7.24	0.027	
Umbral	7.25	0.027	
Umbral	7.26	0.027	
Umbral	7.27	0.027	
Umbral	7.28	0.027	
Umbral	7.29	0.027	
Umbral	7.3	0.027	
Umbral	7.31	0.027	
Umbral	7.32	0.027	
Umbral	7.33	0.027	
Umbral	7.34	0.027	
Umbral	7.35	0.027	

Name	Period sec	Acceleration	Damping %
Umbral	7.36	0.027	
Umbral	7.37	0.027	
Umbral	7.38	0.027	
Umbral	7.39	0.027	
Umbral	7.4	0.027	
Umbral	7.41	0.027	
Umbral	7.42	0.027	
Umbral	7.43	0.026	
Umbral	7.44	0.026	
Umbral	7.45	0.026	
Umbral	7.46	0.026	
Umbral	7.47	0.026	
Umbral	7.48	0.026	
Umbral	7.49	0.026	
Umbral	7.5	0.026	

4.4 Load Cases

Table 4.5 - Load Cases - Summary

Name	Type
D	Linear Static
L	Linear Static
LR	Linear Static
EX	Response Spectrum
EY	Response Spectrum
DISX	Response Spectrum
DISY	Response Spectrum
W	Linear Static
G	Linear Static
DERUX	Response Spectrum
DERUY	Response Spectrum

4.5 Load Combinations

Table 4.6 - Load Combinations

Name	Load Case/Combo	Scale Factor	Type	Auto
COMB1	D	1.4	Linear Add	No
COMB2	D	1.2	Linear Add	No
COMB2	L	1.6		No
COMB2	LR	0.5		No
COMB3	D	1.2	Linear Add	No
COMB3	L	1		No
COMB3	LR	1.6		No
COMB4	D	1.2	Linear Add	No
COMB4	L	1		No
COMB4	LR	0.5		No
COMB5	D	1.2	Linear Add	No
COMB5	L	1		No
COMB5	DISX	1		No
COMB5	DISY	0.3		No
COMB6	D	1.2	Linear Add	No
COMB6	L	1		No
COMB6	DISY	1		No
COMB6	DISX	0.3		No
COMB7	D	0.9	Linear Add	No
COMB7	DISY	1		No

Name	Load Case/Combo	Scale Factor	Type	Auto
COMB7	DISX	0.3		No
COMB8	D	0.9	Linear Add	No
COMB8	DISY	0.3		No
COMB8	DISX	1		No
ENVE	COMB1	1	Envelope	No
ENVE	COMB2	1		No
ENVE	COMB3	1		No
ENVE	COMB4	1		No
ENVE	COMB5	1		No
ENVE	COMB6	1		No
ENVE	COMB7	1		No
ENVE	COMB8	1		No
CIM01	D	1	Linear Add	No
CIM02	D	1	Linear Add	No
CIM02	L	1		No
CIM03	D	1	Linear Add	No
CIM03	LR	1		No
CIM04	D	1	Linear Add	No
CIM04	L	0.75		No
CIM04	LR	0.75		No
CIM05	D	1	Linear Add	No
CIM05	DISX	0.7		No
CIM05	DISY	0.21		No
CIM06	D	1	Linear Add	No
CIM06	DISX	0.21		No
CIM06	DISY	0.7		No
CIM07	D	1	Linear Add	No
CIM07	DISX	0.53		No
CIM07	DISY	0.16		No
CIM07	L	0.75		No
CIM07	LR	0.75		No
CIM08	D	1	Linear Add	No
CIM08	DISX	0.16		No
CIM08	DISY	0.53		No
CIM08	L	0.75		No
CIM08	LR	0.75		No
DER01	D	1.4	Linear Add	No
DER02	D	1.2	Linear Add	No
DER02	L	1.6		No
DER02	LR	0.5		No
DER03	D	1.2	Linear Add	No
DER03	L	1		No
DER03	LR	1.6		No
DER04	D	1.2	Linear Add	No
DER04	L	1		No
DER04	LR	0.5		No
DER05	D	1.2	Linear Add	No
DER05	L	1		No
DER05	EX	1		No
DER06	D	1.2	Linear Add	No
DER06	L	1		No
DER06	EY	1		No
DER07	D	0.9	Linear Add	No
DER07	EX	1		No
DER08	D	0.9	Linear Add	No
DER08	EY	1		No
DERUD01	D	1.4	Linear Add	No
DERUD02	D	1.2	Linear Add	No
DERUD02	L	1.6		No
DERUD02	LR	0.5		No

Name	Load Case/Combo	Scale Factor	Type	Auto
DERUD03	D	1.2	Linear Add	No
DERUD03	L	1		No
DERUD03	LR	1.6		No
DERUD04	D	1.2	Linear Add	No
DERUD04	L	1		No
DERUD04	LR	0.5		No
DERUD05	D	1.2	Linear Add	No
DERUD05	L	1		No
DERUD05	DERUX	1		No
DERUD06	D	1.2	Linear Add	No
DERUD06	L	1		No
DERUD06	DERUY	1		No
DERUD07	D	0.9	Linear Add	No
DERUD07	DERUX	1		No
DERUD08	D	0.9	Linear Add	No
DERUD08	DERUY	1		No
CIM09	D	0.6	Linear Add	No
CIM09	DISX	0.7		No
CIM09	DISY	0.21		No
CIM10	D	0.6	Linear Add	No
CIM10	DISX	0.21		No
CIM10	DISY	0.7		No
CIM11	D	1	Linear Add	No
CIM11	G	1		No
CIM12	D	1	Linear Add	No
CIM12	G	0.75		No
CIM12	L	0.75		No
CIM13	D	1	Linear Add	No
CIM13	G	0.75		No
CIM13	L	0.75		No
CIM13	DISX	0.53		No
CIM13	DISY	0.16		No
CIM14	D	1	Linear Add	No
CIM14	G	0.75		No
CIM14	L	0.75		No
CIM14	DISX	0.16		No
CIM14	DISY	0.53		No
CIM15	D	0.6	Linear Add	No
COMB9	D	1.2	Linear Add	No
COMB9	L	1.6		No
COMB9	G	0.5		No
COMB10	D	1.2	Linear Add	No
COMB10	L	1		No
COMB10	G	1.6		No
COMB11	D	1.2	Linear Add	No
COMB11	L	1		No
COMB11	G	0.5		No
DER09	D	1.2	Linear Add	No
DER09	L	1.6		No
DER09	G	0.5		No
DERUD09	D	1.2	Linear Add	No
DERUD09	L	1.6		No
DERUD09	G	0.5		No
DER10	D	1.2	Linear Add	No
DER10	L	1		No
DER10	G	1.6		No
DERUD10	D	1.2	Linear Add	No
DERUD10	L	1		No
DERUD10	G	1.6		No
DER11	D	1.2	Linear Add	No

Name	Load Case/Combo	Scale Factor	Type	Auto
DER11	L	1		No
DER11	G	0.5		No
DERUD11	D	1.2	Linear Add	No
DERUD11	L	1		No
DERUD11	G	0.5		No

5 Design Data

This chapter provides design data and results.

5.1 Concrete Frame Design

Table 5.1 - Concrete Frame Preferences - ACI 318-08

Item	Value
Multi-Response Design	Step-by-Step
Seismic Design Category	D
# Interaction Curves	24
# Interaction Points	11
Minimum Eccentricity	Yes
Phi (Tension)	0.9
Phi (Compression Tied)	0.65
Phi (Compression Spiral)	0.7
Phi (Shear and Torsion)	0.85
Phi (Shear Seismic)	0.6
Phi (Shear Joint)	0.85
Pattern Live Load Factor	0.75
D/C Ratio Limit	0.95

Table 5.2 - Concrete Column Overwrites - ACI 318-08 (Part 1 of 2)

Story	Label	Unique Name	Design Type	Design Section	LLRF	LMajor	LMinor	KMajor	KMinor	CmMajor	CmMinor
N1	C1	7	Column	Program Determined	0.880924	0.846154	0.846154	1	1	1	1
N1	C2	8	Column	Program Determined	0.984836	0.846154	0.846154	1	1	1	1
N1	C3	9	Column	Program Determined	0.880924	0.846154	0.846154	1	1	1	1
N1	C4	10	Column	Program Determined	0.984836	0.846154	0.846154	1	1	1	1

Table 5.2 - Concrete Column Overwrites - ACI 318-08 (Part 2 of 2)

Story	Label	Unique Name	DnsMajor	DnsMinor	DsMajor	DsMinor
N1	C1	7	1	1	1	1
N1	C2	8	1	1	1	1
N1	C3	9	1	1	1	1
N1	C4	10	1	1	1	1

Table 5.3 - Concrete Beam Overwrites - ACI 318-08

Story	Label	Unique Name	Design Type	Design Section	LLRF	LMajor	LMinor
N1	B1	13	Beam	Program Determined	0.830494	0.95122	0.95122
N1	B2	14	Beam	Program Determined	0.830494	0.95122	0.95122
N1	B4	16	Beam	Program Determined	1	0.95122	0.95122
N1	B6	18	Beam	Program Determined	1	0.95122	0.95122
N1	B8	2	Beam	Program Determined	1	0.916667	0.916667
N1	B15	22	Beam	Program Determined	1	1	1
N1	B17	4	Beam	Program Determined	1	0.916667	0.916667

ETABS® 2016

Integrated Building Design Software

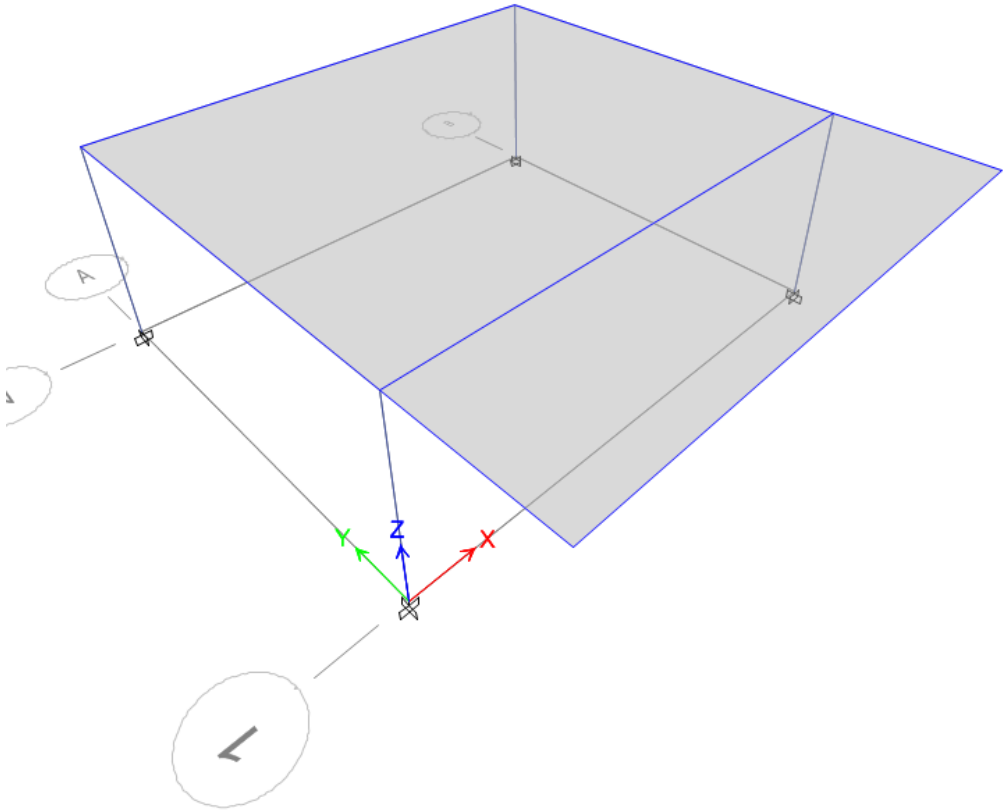

Project Report

Model File: 004 2017 EDUCACION M4A DMI - E, Revision 0
07/04/2017

Table of Contents

1. Structure Data 5
    - 1.1 Story Data 5
    - 1.2 Grid Data 5
    - 1.3 Point Coordinates 5
    - 1.4 Line Connectivity 5
    - 1.5 Area Connectivity 6
    - 1.6 Mass 6
    - 1.7 Groups 7
2. Properties 8
    - 2.1 Materials 8
    - 2.2 Frame Sections 8
    - 2.3 Shell Sections 8
    - 2.4 Reinforcement Sizes 8
    - 2.5 Tendon Sections 8
3. Assignments 9
    - 3.1 Joint Assignments 9
    - 3.2 Frame Assignments 9
    - 3.3 Shell Assignments 9
4. Loads 10
    - 4.1 Load Patterns 10
    - 4.2 Applied Loads 10
        - 4.2.1 Line Loads 10
        - 4.2.2 Area Loads 10
    - 4.3 Functions 10
        - 4.3.1 Response Spectrum Functions 10
    - 4.4 Load Cases 26
    - 4.5 Load Combinations 26
5. Analysis Results 30
    - 5.1 Structure Results 30
    - 5.2 Story Results 33
    - 5.3 Point Results 44
    - 5.4 Modal Results 51
6. Design Data 53
    - 6.1 Concrete Frame Design 53

List of Tables

Table 1.1 Story Data 5
Table 1.2 Grid Systems 5
Table 1.3 Grid Lines 5
Table 1.4 Joint Coordinates Data 5
Table 1.5 Column Connectivity Data 5
Table 1.6 Beam Connectivity Data 5
Table 1.7 Floor Connectivity Data 6
Table 1.8 Mass Source 6
Table 1.9 Centers of Mass and Rigidity 6
Table 1.10 Mass Summary by Diaphragm 6
Table 1.11 Mass Summary by Story 6
Table 1.12 Group Definitions 7
Table 2.1 Material Properties - Summary 8
Table 2.2 Frame Sections - Summary 8
Table 2.3 Shell Sections - Summary 8
Table 2.4 Reinforcing Bar Sizes 8
Table 2.5 Tendon Section Properties 8
Table 3.1 Joint Assignments - Summary 9
Table 3.2 Frame Assignments - Summary 9
Table 3.3 Shell Assignments - Summary 9
Table 4.1 Load Patterns 10
Table 4.2 Frame Loads - Distributed 10
Table 4.3 Shell Loads - Uniform 10
Table 4.4 Response Spectrum Function - User 10
Table 4.5 Load Cases - Summary 26
Table 4.6 Load Combinations 27
Table 5.1 Base Reactions 30
Table 5.2 Centers of Mass and Rigidity 31
Table 5.3 Diaphragm Center of Mass Displacements 31
Table 5.4 Story Max/Avg Displacements 33
Table 5.5 Story Drifts 36
Table 5.6 Story Max/Avg Drifts 38
Table 5.7 Story Forces 41
Table 5.8 Joint Reactions 44
Table 5.9 Modal Periods and Frequencies 51
Table 5.10 Modal Participating Mass Ratios 51
Table 5.11 Modal Load Participation Ratios 51
Table 5.12 Modal Direction Factors 52
Table 6.1 Concrete Frame Preferences - ACI 318-08 53
Table 6.2 Concrete Column Overwrites - ACI 318-08 53
Table 6.3 Concrete Beam Overwrites - ACI 318-08 53
Table 6.4 Concrete Column PMM Envelope 53

Table 6.5 Concrete Column Shear Envelope 54
Table 6.6 Concrete Beam Flexure Envelope 54
Table 6.7 Concrete Beam Shear Envelope 54
Table 6.8 Concrete Joint Envelope 55
Table 6.9 Concrete Column Summary - ACI 318-08 55
Table 6.10 Concrete Beam Summary - ACI 318-08 57
Table 6.11 Concrete Joint Summary - ACI 318-08 61

1 Structure Data

This chapter provides model geometry information, including items such as story levels, point coordinates, and element connectivity.

1.1 Story Data

Table 1.1 - Story Data

Name	Height mm	Elevation mm	Master Story	Similar To	Splice Story
N1	3250	3250	Yes	None	No
Base	0	0	No	None	No

1.2 Grid Data

Table 1.2 - Grid Systems

Name	Type	Story Range	X Origin m	Y Origin m	Rotation deg	Bubble Size mm	Color
G1	Cartesian	Default	0	0	0	1250	Gray

Table 1.3 - Grid Lines

Grid System	Grid Direction	Grid ID	Visible	Bubble Location	Ordinate m
G1	X	A	Yes	End	0
G1	X	B	Yes	End	8.2
G1	Y	1	Yes	Start	0
G1	Y	2	Yes	Start	6.7

1.3 Point Coordinates

Table 1.4 - Joint Coordinates Data

Label	X mm	Y mm	ΔZ Below mm
1	0	0	0
2	0	6700	0
3	8200	0	0
4	8200	6700	0
10	0	-2400	0
9	8200	-2400	0

1.4 Line Connectivity

Table 1.5 - Column Connectivity Data

Column	I-End Point	J-End Point	I-End Story
C1	1	1	Below
C2	2	2	Below
C3	3	3	Below
C4	4	4	Below

Table 1.6 - Beam Connectivity Data

Beam	I-End Point	J-End Point	Curve Type
B1	1	2	None
B2	3	4	None
B4	1	3	None
B6	2	4	None
B8	10	1	None
B15	10	9	None
B17	9	3	None

1.5 Area Connectivity

Table 1.7 - Floor Connectivity Data

Floor	Number of Edges	Edge Number	Point 1	Point 2	Curve Type
F1	4	1	9	3	None
		2	3	1	None
		3	1	10	None
		4	10	9	None
F5	4	1	3	4	None
		2	4	2	None
		3	2	1	None
		4	1	3	None

1.6 Mass

Table 1.8 - Mass Source

Name	Include Elements	Include Added Mass	Include Loads	Include Lateral	Include Vertical	Lump at Stories	IsDefault	Load Pattern	Multiplier
MsSrc1	No	No	Yes	Yes	No	Yes	Yes	D	1
MsSrc1	No	No	Yes	Yes	No	Yes	Yes	L	0.3

Table 1.9 - Centers of Mass and Rigidity

Story	Diaphragm	Mass X kg	Mass Y kg	XCM m	YCM m	Cumulative X kg	Cumulative Y kg	XCCM m	YCCM m	XCR m	YCR m
N1	D1	27195.38	27195.38	4.1	-0.6777	27195.38	27195.38	4.1	-0.6777	4.1	2.7687

Table 1.10 - Mass Summary by Diaphragm

Story	Diaphragm	Mass X kg	Mass Y kg	Mass Moment of Inertia ton-m²	X Mass Center m	Y Mass Center m
N1	D1	27195.38	27195.38	488.8972	4.1	-0.6777

Table 1.11 - Mass Summary by Story

Story	UX kg	UY kg	UZ kg
N1	36320.62	36320.62	0
Base	2498.55	2498.55	0

1.7 Groups

Table 1.12 - Group Definitions

Name	Color
All	Yellow

2 Properties

This chapter provides property information for materials, frame sections, shell sections, and links.

2.1 Materials

Table 2.1 - Material Properties - Summary

Name	Type	E MPa	ν	Unit Weight kN/m³	Design Strengths
A416Gr270	Tendon	196500.6	0	76.9729	Fy=1689.91 MPa, Fu=1861.58 MPa
A615Gr60	Rebar	199947.98	0.3	76.9729	Fy=413.69 MPa, Fu=620.53 MPa
CONC00	Concrete	25267.13	0.2	0	Fc=28 MPa
CONC21	Concrete	21538	0.2	23.56	Fc=21 MPa
RMAT	Rebar	199947.98	0.3	76.9729	Fy=420 MPa, Fu=630 MPa

2.2 Frame Sections

Table 2.2 - Frame Sections - Summary

Name	Material	Shape
C40X40	CONC21	Concrete Rectangular
V30X50	CONC21	Concrete Rectangular
VB20X50	CONC21	Concrete Rectangular

2.3 Shell Sections

Table 2.3 - Shell Sections - Summary

Name	Design Type	Element Type	Material	Total Thickness mm
CUB	Slab	Membrane		5
LOSA	Slab	Membrane		5

2.4 Reinforcement Sizes

Table 2.4 - Reinforcing Bar Sizes

Name	Diameter mm	Area cm²
#2	6.4	0.3226
#3	9.5	1
#5	15.9	2
#6	19.1	3
#8	25.4	5
#9	28.7	6
15M	16	2

2.5 Tendon Sections

Table 2.5 - Tendon Section Properties

Name	Material	StrandArea cm²	Color
Tendon1	A416Gr270	1	Yellow

3 Assignments

This chapter provides a listing of the assignments applied to the model.

3.1 Joint Assignments

Table 3.1 - Joint Assignments - Summary

Story	Label	Unique Name	Diaphragm	Restraints
N1	1	2	D1	
N1	2	14	Disconnected	
N1	3	6	D1	
N1	4	17	Disconnected	
N1	10	25	D1	
N1	9	26	D1	
Base	1	13	Disconnected	UX; UY; UZ; RX; RY; RZ
Base	2	15	Disconnected	UX; UY; UZ; RX; RY; RZ
Base	3	16	Disconnected	UX; UY; UZ; RX; RY; RZ
Base	4	18	Disconnected	UX; UY; UZ; RX; RY; RZ

3.2 Frame Assignments

Table 3.2 - Frame Assignments - Summary

Story	Label	Unique Name	Design Type	Length mm	Analysis Section	Design Section	Min Number Stations
N1	C1	7	Column	3250	C40X40	C40X40	11
N1	C2	8	Column	3250	C40X40	C40X40	11
N1	C3	9	Column	3250	C40X40	C40X40	11
N1	C4	10	Column	3250	C40X40	C40X40	11
N1	B1	13	Beam	6700	V30X50	V30X50	11
N1	B2	14	Beam	6700	V30X50	V30X50	11
N1	B4	16	Beam	8200	V30X50	V30X50	11
N1	B6	18	Beam	8200	V30X50	V30X50	11
N1	B8	2	Beam	2400	V30X50	V30X50	11
N1	B15	22	Beam	8200	VB20X50	VB20X50	11
N1	B17	4	Beam	2400	V30X50	V30X50	11

3.3 Shell Assignments

Table 3.3 - Shell Assignments - Summary

Story	Label	Unique Name	Section	Axis Angle deg
N1	F1	3	LOSA	90
N1	F5	5	CUB	

4 Loads

This chapter provides loading information as applied to the model.

4.1 Load Patterns

Table 4.1 - Load Patterns

Name	Type	Self Weight Multiplier	Auto Load
D	Dead	1	
L	Live	0	
LR	Live	0	
W	Wind	0	None
G	Snow	0	

4.2 Applied Loads

4.2.1 Line Loads

Table 4.2 - Frame Loads - Distributed (Part 1 of 2)

Story	Label	Unique Name	Design Type	Load Pattern	LoadType	Direction	Relative Distance Start	Relative Distance End	Absolute Distance Start mm	Absolute Distance End mm
N1	B1	13	Beam	D	Force	Gravity	0	1	0	6700
N1	B2	14	Beam	D	Force	Gravity	0	1	0	6700
N1	B4	16	Beam	D	Force	Gravity	0	1	0	8200

Table 4.2 - Frame Loads - Distributed (Part 2 of 2)

Story	Label	Unique Name	Force at Start kN/m	Force at End kN/m
N1	B1	13	4.4	0
N1	B2	14	4.4	0
N1	B4	16	4.4	4.4

4.2.2 Area Loads

Table 4.3 - Shell Loads - Uniform

Story	Label	Unique Name	Load Pattern	Direction	Load kN/m²
N1	F1	3	D	Gravity	4.3
N1	F5	5	D	Gravity	0.64
N1	F1	3	L	Gravity	2
N1	F5	5	LR	Gravity	0.5
N1	F1	3	G	Gravity	1
N1	F5	5	G	Gravity	1

4.3 Functions

4.3.1 Response Spectrum Functions

Table 4.4 - Response Spectrum Function - User

Name	Period sec	Acceleration	Damping %
Umbral	0	0.03	2
Umbral	0.01	0.032	
Umbral	0.02	0.035	
Umbral	0.03	0.037	
Umbral	0.04	0.04	
Umbral	0.05	0.042	

Name	Period sec	Acceleration	Damping %
Umbral	0.06	0.044	
Umbral	0.07	0.047	
Umbral	0.08	0.049	
Umbral	0.09	0.052	
Umbral	0.1	0.054	
Umbral	0.11	0.056	
Umbral	0.12	0.059	
Umbral	0.13	0.061	
Umbral	0.14	0.064	
Umbral	0.15	0.066	
Umbral	0.16	0.068	
Umbral	0.17	0.071	
Umbral	0.18	0.073	
Umbral	0.19	0.076	
Umbral	0.2	0.078	
Umbral	0.21	0.08	
Umbral	0.22	0.083	
Umbral	0.23	0.085	
Umbral	0.24	0.088	
Umbral	0.25	0.09	
Umbral	0.26	0.09	
Umbral	0.27	0.09	
Umbral	0.28	0.09	
Umbral	0.29	0.09	
Umbral	0.3	0.09	
Umbral	0.31	0.09	
Umbral	0.32	0.09	
Umbral	0.33	0.09	
Umbral	0.34	0.09	
Umbral	0.35	0.09	
Umbral	0.36	0.09	
Umbral	0.37	0.09	
Umbral	0.38	0.09	
Umbral	0.39	0.09	
Umbral	0.4	0.09	
Umbral	0.41	0.09	
Umbral	0.42	0.09	
Umbral	0.43	0.09	
Umbral	0.44	0.09	
Umbral	0.45	0.09	
Umbral	0.46	0.09	
Umbral	0.47	0.09	
Umbral	0.48	0.09	
Umbral	0.49	0.09	
Umbral	0.5	0.09	
Umbral	0.51	0.09	
Umbral	0.52	0.09	
Umbral	0.53	0.09	
Umbral	0.54	0.09	
Umbral	0.55	0.09	
Umbral	0.56	0.09	
Umbral	0.57	0.09	
Umbral	0.58	0.09	
Umbral	0.59	0.09	
Umbral	0.6	0.09	
Umbral	0.61	0.09	
Umbral	0.62	0.09	
Umbral	0.63	0.09	
Umbral	0.64	0.09	
Umbral	0.65	0.09	

Name	Period sec	Acceleration	Damping %
Umbral	0.66	0.09	
Umbral	0.67	0.09	
Umbral	0.68	0.09	
Umbral	0.69	0.09	
Umbral	0.7	0.09	
Umbral	0.71	0.09	
Umbral	0.72	0.09	
Umbral	0.73	0.09	
Umbral	0.74	0.09	
Umbral	0.75	0.09	
Umbral	0.76	0.09	
Umbral	0.77	0.09	
Umbral	0.78	0.09	
Umbral	0.79	0.09	
Umbral	0.8	0.09	
Umbral	0.81	0.09	
Umbral	0.82	0.09	
Umbral	0.83	0.09	
Umbral	0.84	0.09	
Umbral	0.85	0.09	
Umbral	0.86	0.09	
Umbral	0.87	0.09	
Umbral	0.88	0.09	
Umbral	0.89	0.09	
Umbral	0.9	0.09	
Umbral	0.91	0.09	
Umbral	0.92	0.09	
Umbral	0.93	0.09	
Umbral	0.94	0.09	
Umbral	0.95	0.09	
Umbral	0.96	0.09	
Umbral	0.97	0.09	
Umbral	0.98	0.09	
Umbral	0.99	0.09	
Umbral	1	0.09	
Umbral	1.01	0.09	
Umbral	1.02	0.09	
Umbral	1.03	0.09	
Umbral	1.04	0.09	
Umbral	1.05	0.09	
Umbral	1.06	0.09	
Umbral	1.07	0.09	
Umbral	1.08	0.09	
Umbral	1.09	0.09	
Umbral	1.1	0.09	
Umbral	1.11	0.09	
Umbral	1.12	0.09	
Umbral	1.13	0.09	
Umbral	1.14	0.09	
Umbral	1.15	0.09	
Umbral	1.16	0.09	
Umbral	1.17	0.09	
Umbral	1.18	0.09	
Umbral	1.19	0.09	
Umbral	1.2	0.09	
Umbral	1.21	0.09	
Umbral	1.22	0.09	
Umbral	1.23	0.09	
Umbral	1.24	0.09	
Umbral	1.25	0.09	

Name	Period sec	Acceleration	Damping %
Umbral	1.26	0.09	
Umbral	1.27	0.09	
Umbral	1.28	0.09	
Umbral	1.29	0.09	
Umbral	1.3	0.09	
Umbral	1.31	0.09	
Umbral	1.32	0.09	
Umbral	1.33	0.09	
Umbral	1.34	0.09	
Umbral	1.35	0.09	
Umbral	1.36	0.09	
Umbral	1.37	0.09	
Umbral	1.38	0.09	
Umbral	1.39	0.09	
Umbral	1.4	0.09	
Umbral	1.41	0.09	
Umbral	1.42	0.09	
Umbral	1.43	0.09	
Umbral	1.44	0.09	
Umbral	1.45	0.09	
Umbral	1.46	0.09	
Umbral	1.47	0.09	
Umbral	1.48	0.09	
Umbral	1.49	0.09	
Umbral	1.5	0.09	
Umbral	1.51	0.09	
Umbral	1.52	0.09	
Umbral	1.53	0.09	
Umbral	1.54	0.09	
Umbral	1.55	0.09	
Umbral	1.56	0.09	
Umbral	1.57	0.09	
Umbral	1.58	0.09	
Umbral	1.59	0.09	
Umbral	1.6	0.09	
Umbral	1.61	0.09	
Umbral	1.62	0.09	
Umbral	1.63	0.09	
Umbral	1.64	0.09	
Umbral	1.65	0.09	
Umbral	1.66	0.09	
Umbral	1.67	0.09	
Umbral	1.68	0.09	
Umbral	1.69	0.09	
Umbral	1.7	0.09	
Umbral	1.71	0.09	
Umbral	1.72	0.09	
Umbral	1.73	0.09	
Umbral	1.74	0.09	
Umbral	1.75	0.09	
Umbral	1.76	0.09	
Umbral	1.77	0.09	
Umbral	1.78	0.09	
Umbral	1.79	0.09	
Umbral	1.8	0.09	
Umbral	1.81	0.09	
Umbral	1.82	0.09	
Umbral	1.83	0.09	
Umbral	1.84	0.09	
Umbral	1.85	0.09	

Name	Period sec	Acceleration	Damping %
Umbral	1.86	0.09	
Umbral	1.87	0.09	
Umbral	1.88	0.09	
Umbral	1.89	0.09	
Umbral	1.9	0.09	
Umbral	1.91	0.09	
Umbral	1.92	0.09	
Umbral	1.93	0.09	
Umbral	1.94	0.09	
Umbral	1.95	0.09	
Umbral	1.96	0.09	
Umbral	1.97	0.09	
Umbral	1.98	0.09	
Umbral	1.99	0.09	
Umbral	2	0.09	
Umbral	2.01	0.09	
Umbral	2.02	0.09	
Umbral	2.03	0.09	
Umbral	2.04	0.09	
Umbral	2.05	0.09	
Umbral	2.06	0.09	
Umbral	2.07	0.09	
Umbral	2.08	0.09	
Umbral	2.09	0.09	
Umbral	2.1	0.09	
Umbral	2.11	0.09	
Umbral	2.12	0.09	
Umbral	2.13	0.09	
Umbral	2.14	0.09	
Umbral	2.15	0.09	
Umbral	2.16	0.09	
Umbral	2.17	0.09	
Umbral	2.18	0.09	
Umbral	2.19	0.09	
Umbral	2.2	0.089	
Umbral	2.21	0.089	
Umbral	2.22	0.089	
Umbral	2.23	0.088	
Umbral	2.24	0.088	
Umbral	2.25	0.088	
Umbral	2.26	0.087	
Umbral	2.27	0.087	
Umbral	2.28	0.086	
Umbral	2.29	0.086	
Umbral	2.3	0.086	
Umbral	2.31	0.085	
Umbral	2.32	0.085	
Umbral	2.33	0.084	
Umbral	2.34	0.084	
Umbral	2.35	0.084	
Umbral	2.36	0.083	
Umbral	2.37	0.083	
Umbral	2.38	0.083	
Umbral	2.39	0.082	
Umbral	2.4	0.082	
Umbral	2.41	0.082	
Umbral	2.42	0.081	
Umbral	2.43	0.081	
Umbral	2.44	0.081	
Umbral	2.45	0.08	

Name	Period sec	Acceleration	Damping %
Umbral	2.46	0.08	
Umbral	2.47	0.08	
Umbral	2.48	0.079	
Umbral	2.49	0.079	
Umbral	2.5	0.079	
Umbral	2.51	0.078	
Umbral	2.52	0.078	
Umbral	2.53	0.078	
Umbral	2.54	0.078	
Umbral	2.55	0.077	
Umbral	2.56	0.077	
Umbral	2.57	0.077	
Umbral	2.58	0.076	
Umbral	2.59	0.076	
Umbral	2.6	0.076	
Umbral	2.61	0.075	
Umbral	2.62	0.075	
Umbral	2.63	0.075	
Umbral	2.64	0.075	
Umbral	2.65	0.074	
Umbral	2.66	0.074	
Umbral	2.67	0.074	
Umbral	2.68	0.073	
Umbral	2.69	0.073	
Umbral	2.7	0.073	
Umbral	2.71	0.073	
Umbral	2.72	0.072	
Umbral	2.73	0.072	
Umbral	2.74	0.072	
Umbral	2.75	0.072	
Umbral	2.76	0.071	
Umbral	2.77	0.071	
Umbral	2.78	0.071	
Umbral	2.79	0.071	
Umbral	2.8	0.07	
Umbral	2.81	0.07	
Umbral	2.82	0.07	
Umbral	2.83	0.07	
Umbral	2.84	0.069	
Umbral	2.85	0.069	
Umbral	2.86	0.069	
Umbral	2.87	0.069	
Umbral	2.88	0.068	
Umbral	2.89	0.068	
Umbral	2.9	0.068	
Umbral	2.91	0.068	
Umbral	2.92	0.067	
Umbral	2.93	0.067	
Umbral	2.94	0.067	
Umbral	2.95	0.067	
Umbral	2.96	0.067	
Umbral	2.97	0.066	
Umbral	2.98	0.066	
Umbral	2.99	0.066	
Umbral	3	0.066	
Umbral	3.01	0.065	
Umbral	3.02	0.065	
Umbral	3.03	0.065	
Umbral	3.04	0.065	
Umbral	3.05	0.065	

Name	Period sec	Acceleration	Damping %
Umbral	3.06	0.064	
Umbral	3.07	0.064	
Umbral	3.08	0.064	
Umbral	3.09	0.064	
Umbral	3.1	0.064	
Umbral	3.11	0.063	
Umbral	3.12	0.063	
Umbral	3.13	0.063	
Umbral	3.14	0.063	
Umbral	3.15	0.063	
Umbral	3.16	0.062	
Umbral	3.17	0.062	
Umbral	3.18	0.062	
Umbral	3.19	0.062	
Umbral	3.2	0.062	
Umbral	3.21	0.061	
Umbral	3.22	0.061	
Umbral	3.23	0.061	
Umbral	3.24	0.061	
Umbral	3.25	0.061	
Umbral	3.26	0.06	
Umbral	3.27	0.06	
Umbral	3.28	0.06	
Umbral	3.29	0.06	
Umbral	3.3	0.06	
Umbral	3.31	0.059	
Umbral	3.32	0.059	
Umbral	3.33	0.059	
Umbral	3.34	0.059	
Umbral	3.35	0.059	
Umbral	3.36	0.059	
Umbral	3.37	0.058	
Umbral	3.38	0.058	
Umbral	3.39	0.058	
Umbral	3.4	0.058	
Umbral	3.41	0.058	
Umbral	3.42	0.058	
Umbral	3.43	0.057	
Umbral	3.44	0.057	
Umbral	3.45	0.057	
Umbral	3.46	0.057	
Umbral	3.47	0.057	
Umbral	3.48	0.057	
Umbral	3.49	0.056	
Umbral	3.5	0.056	
Umbral	3.51	0.056	
Umbral	3.52	0.056	
Umbral	3.53	0.056	
Umbral	3.54	0.056	
Umbral	3.55	0.055	
Umbral	3.56	0.055	
Umbral	3.57	0.055	
Umbral	3.58	0.055	
Umbral	3.59	0.055	
Umbral	3.6	0.055	
Umbral	3.61	0.055	
Umbral	3.62	0.054	
Umbral	3.63	0.054	
Umbral	3.64	0.054	
Umbral	3.65	0.054	

Name	Period sec	Acceleration	Damping %
Umbral	3.66	0.054	
Umbral	3.67	0.054	
Umbral	3.68	0.053	
Umbral	3.69	0.053	
Umbral	3.7	0.053	
Umbral	3.71	0.053	
Umbral	3.72	0.053	
Umbral	3.73	0.053	
Umbral	3.74	0.053	
Umbral	3.75	0.053	
Umbral	3.76	0.052	
Umbral	3.77	0.052	
Umbral	3.78	0.052	
Umbral	3.79	0.052	
Umbral	3.8	0.052	
Umbral	3.81	0.052	
Umbral	3.82	0.052	
Umbral	3.83	0.051	
Umbral	3.84	0.051	
Umbral	3.85	0.051	
Umbral	3.86	0.051	
Umbral	3.87	0.051	
Umbral	3.88	0.051	
Umbral	3.89	0.051	
Umbral	3.9	0.05	
Umbral	3.91	0.05	
Umbral	3.92	0.05	
Umbral	3.93	0.05	
Umbral	3.94	0.05	
Umbral	3.95	0.05	
Umbral	3.96	0.05	
Umbral	3.97	0.05	
Umbral	3.98	0.049	
Umbral	3.99	0.049	
Umbral	4	0.049	
Umbral	4.01	0.049	
Umbral	4.02	0.049	
Umbral	4.03	0.049	
Umbral	4.04	0.049	
Umbral	4.05	0.049	
Umbral	4.06	0.048	
Umbral	4.07	0.048	
Umbral	4.08	0.048	
Umbral	4.09	0.048	
Umbral	4.1	0.048	
Umbral	4.11	0.048	
Umbral	4.12	0.048	
Umbral	4.13	0.048	
Umbral	4.14	0.048	
Umbral	4.15	0.047	
Umbral	4.16	0.047	
Umbral	4.17	0.047	
Umbral	4.18	0.047	
Umbral	4.19	0.047	
Umbral	4.2	0.047	
Umbral	4.21	0.047	
Umbral	4.22	0.047	
Umbral	4.23	0.047	
Umbral	4.24	0.046	
Umbral	4.25	0.046	

Name	Period sec	Acceleration	Damping %
Umbral	4.26	0.046	
Umbral	4.27	0.046	
Umbral	4.28	0.046	
Umbral	4.29	0.046	
Umbral	4.3	0.046	
Umbral	4.31	0.046	
Umbral	4.32	0.046	
Umbral	4.33	0.045	
Umbral	4.34	0.045	
Umbral	4.35	0.045	
Umbral	4.36	0.045	
Umbral	4.37	0.045	
Umbral	4.38	0.045	
Umbral	4.39	0.045	
Umbral	4.4	0.045	
Umbral	4.41	0.045	
Umbral	4.42	0.045	
Umbral	4.43	0.044	
Umbral	4.44	0.044	
Umbral	4.45	0.044	
Umbral	4.46	0.044	
Umbral	4.47	0.044	
Umbral	4.48	0.044	
Umbral	4.49	0.044	
Umbral	4.5	0.044	
Umbral	4.51	0.044	
Umbral	4.52	0.044	
Umbral	4.53	0.043	
Umbral	4.54	0.043	
Umbral	4.55	0.043	
Umbral	4.56	0.043	
Umbral	4.57	0.043	
Umbral	4.58	0.043	
Umbral	4.59	0.043	
Umbral	4.6	0.043	
Umbral	4.61	0.043	
Umbral	4.62	0.043	
Umbral	4.63	0.043	
Umbral	4.64	0.042	
Umbral	4.65	0.042	
Umbral	4.66	0.042	
Umbral	4.67	0.042	
Umbral	4.68	0.042	
Umbral	4.69	0.042	
Umbral	4.7	0.042	
Umbral	4.71	0.042	
Umbral	4.72	0.042	
Umbral	4.73	0.042	
Umbral	4.74	0.042	
Umbral	4.75	0.041	
Umbral	4.76	0.041	
Umbral	4.77	0.041	
Umbral	4.78	0.041	
Umbral	4.79	0.041	
Umbral	4.8	0.041	
Umbral	4.81	0.041	
Umbral	4.82	0.041	
Umbral	4.83	0.041	
Umbral	4.84	0.041	
Umbral	4.85	0.041	

Name	Period sec	Acceleration	Damping %
Umbral	4.86	0.041	
Umbral	4.87	0.04	
Umbral	4.88	0.04	
Umbral	4.89	0.04	
Umbral	4.9	0.04	
Umbral	4.91	0.04	
Umbral	4.92	0.04	
Umbral	4.93	0.04	
Umbral	4.94	0.04	
Umbral	4.95	0.04	
Umbral	4.96	0.04	
Umbral	4.97	0.04	
Umbral	4.98	0.04	
Umbral	4.99	0.039	
Umbral	5	0.039	
Umbral	5.01	0.039	
Umbral	5.02	0.039	
Umbral	5.03	0.039	
Umbral	5.04	0.039	
Umbral	5.05	0.039	
Umbral	5.06	0.039	
Umbral	5.07	0.039	
Umbral	5.08	0.039	
Umbral	5.09	0.039	
Umbral	5.1	0.039	
Umbral	5.11	0.039	
Umbral	5.12	0.038	
Umbral	5.13	0.038	
Umbral	5.14	0.038	
Umbral	5.15	0.038	
Umbral	5.16	0.038	
Umbral	5.17	0.038	
Umbral	5.18	0.038	
Umbral	5.19	0.038	
Umbral	5.2	0.038	
Umbral	5.21	0.038	
Umbral	5.22	0.038	
Umbral	5.23	0.038	
Umbral	5.24	0.038	
Umbral	5.25	0.038	
Umbral	5.26	0.037	
Umbral	5.27	0.037	
Umbral	5.28	0.037	
Umbral	5.29	0.037	
Umbral	5.3	0.037	
Umbral	5.31	0.037	
Umbral	5.32	0.037	
Umbral	5.33	0.037	
Umbral	5.34	0.037	
Umbral	5.35	0.037	
Umbral	5.36	0.037	
Umbral	5.37	0.037	
Umbral	5.38	0.037	
Umbral	5.39	0.037	
Umbral	5.4	0.036	
Umbral	5.41	0.036	
Umbral	5.42	0.036	
Umbral	5.43	0.036	
Umbral	5.44	0.036	
Umbral	5.45	0.036	

Name	Period sec	Acceleration	Damping %
Umbral	5.46	0.036	
Umbral	5.47	0.036	
Umbral	5.48	0.036	
Umbral	5.49	0.036	
Umbral	5.5	0.036	
Umbral	5.51	0.036	
Umbral	5.52	0.036	
Umbral	5.53	0.036	
Umbral	5.54	0.036	
Umbral	5.55	0.035	
Umbral	5.56	0.035	
Umbral	5.57	0.035	
Umbral	5.58	0.035	
Umbral	5.59	0.035	
Umbral	5.6	0.035	
Umbral	5.61	0.035	
Umbral	5.62	0.035	
Umbral	5.63	0.035	
Umbral	5.64	0.035	
Umbral	5.65	0.035	
Umbral	5.66	0.035	
Umbral	5.67	0.035	
Umbral	5.68	0.035	
Umbral	5.69	0.035	
Umbral	5.7	0.035	
Umbral	5.71	0.034	
Umbral	5.72	0.034	
Umbral	5.73	0.034	
Umbral	5.74	0.034	
Umbral	5.75	0.034	
Umbral	5.76	0.034	
Umbral	5.77	0.034	
Umbral	5.78	0.034	
Umbral	5.79	0.034	
Umbral	5.8	0.034	
Umbral	5.81	0.034	
Umbral	5.82	0.034	
Umbral	5.83	0.034	
Umbral	5.84	0.034	
Umbral	5.85	0.034	
Umbral	5.86	0.034	
Umbral	5.87	0.034	
Umbral	5.88	0.033	
Umbral	5.89	0.033	
Umbral	5.9	0.033	
Umbral	5.91	0.033	
Umbral	5.92	0.033	
Umbral	5.93	0.033	
Umbral	5.94	0.033	
Umbral	5.95	0.033	
Umbral	5.96	0.033	
Umbral	5.97	0.033	
Umbral	5.98	0.033	
Umbral	5.99	0.033	
Umbral	6	0.033	
Umbral	6.01	0.033	
Umbral	6.02	0.033	
Umbral	6.03	0.033	
Umbral	6.04	0.033	
Umbral	6.05	0.033	

Name	Period sec	Acceleration	Damping %
Umbral	6.06	0.032	
Umbral	6.07	0.032	
Umbral	6.08	0.032	
Umbral	6.09	0.032	
Umbral	6.1	0.032	
Umbral	6.11	0.032	
Umbral	6.12	0.032	
Umbral	6.13	0.032	
Umbral	6.14	0.032	
Umbral	6.15	0.032	
Umbral	6.16	0.032	
Umbral	6.17	0.032	
Umbral	6.18	0.032	
Umbral	6.19	0.032	
Umbral	6.2	0.032	
Umbral	6.21	0.032	
Umbral	6.22	0.032	
Umbral	6.23	0.032	
Umbral	6.24	0.032	
Umbral	6.25	0.032	
Umbral	6.26	0.031	
Umbral	6.27	0.031	
Umbral	6.28	0.031	
Umbral	6.29	0.031	
Umbral	6.3	0.031	
Umbral	6.31	0.031	
Umbral	6.32	0.031	
Umbral	6.33	0.031	
Umbral	6.34	0.031	
Umbral	6.35	0.031	
Umbral	6.36	0.031	
Umbral	6.37	0.031	
Umbral	6.38	0.031	
Umbral	6.39	0.031	
Umbral	6.4	0.031	
Umbral	6.41	0.031	
Umbral	6.42	0.031	
Umbral	6.43	0.031	
Umbral	6.44	0.031	
Umbral	6.45	0.031	
Umbral	6.46	0.03	
Umbral	6.47	0.03	
Umbral	6.48	0.03	
Umbral	6.49	0.03	
Umbral	6.5	0.03	
Umbral	6.51	0.03	
Umbral	6.52	0.03	
Umbral	6.53	0.03	
Umbral	6.54	0.03	
Umbral	6.55	0.03	
Umbral	6.56	0.03	
Umbral	6.57	0.03	
Umbral	6.58	0.03	
Umbral	6.59	0.03	
Umbral	6.6	0.03	
Umbral	6.61	0.03	
Umbral	6.62	0.03	
Umbral	6.63	0.03	
Umbral	6.64	0.03	
Umbral	6.65	0.03	

Name	Period sec	Acceleration	Damping %
Umbral	6.66	0.03	
Umbral	6.67	0.03	
Umbral	6.68	0.029	
Umbral	6.69	0.029	
Umbral	6.7	0.029	
Umbral	6.71	0.029	
Umbral	6.72	0.029	
Umbral	6.73	0.029	
Umbral	6.74	0.029	
Umbral	6.75	0.029	
Umbral	6.76	0.029	
Umbral	6.77	0.029	
Umbral	6.78	0.029	
Umbral	6.79	0.029	
Umbral	6.8	0.029	
Umbral	6.81	0.029	
Umbral	6.82	0.029	
Umbral	6.83	0.029	
Umbral	6.84	0.029	
Umbral	6.85	0.029	
Umbral	6.86	0.029	
Umbral	6.87	0.029	
Umbral	6.88	0.029	
Umbral	6.89	0.029	
Umbral	6.9	0.029	
Umbral	6.91	0.028	
Umbral	6.92	0.028	
Umbral	6.93	0.028	
Umbral	6.94	0.028	
Umbral	6.95	0.028	
Umbral	6.96	0.028	
Umbral	6.97	0.028	
Umbral	6.98	0.028	
Umbral	6.99	0.028	
Umbral	7	0.028	
Umbral	7.01	0.028	
Umbral	7.02	0.028	
Umbral	7.03	0.028	
Umbral	7.04	0.028	
Umbral	7.05	0.028	
Umbral	7.06	0.028	
Umbral	7.07	0.028	
Umbral	7.08	0.028	
Umbral	7.09	0.028	
Umbral	7.1	0.028	
Umbral	7.11	0.028	
Umbral	7.12	0.028	
Umbral	7.13	0.028	
Umbral	7.14	0.028	
Umbral	7.15	0.028	
Umbral	7.16	0.027	
Umbral	7.17	0.027	
Umbral	7.18	0.027	
Umbral	7.19	0.027	
Umbral	7.2	0.027	
Umbral	7.21	0.027	
Umbral	7.22	0.027	
Umbral	7.23	0.027	
Umbral	7.24	0.027	
Umbral	7.25	0.027	

Name	Period sec	Acceleration	Damping %
Umbral	7.26	0.027	
Umbral	7.27	0.027	
Umbral	7.28	0.027	
Umbral	7.29	0.027	
Umbral	7.3	0.027	
Umbral	7.31	0.027	
Umbral	7.32	0.027	
Umbral	7.33	0.027	
Umbral	7.34	0.027	
Umbral	7.35	0.027	
Umbral	7.36	0.027	
Umbral	7.37	0.027	
Umbral	7.38	0.027	
Umbral	7.39	0.027	
Umbral	7.4	0.027	
Umbral	7.41	0.027	
Umbral	7.42	0.027	
Umbral	7.43	0.026	
Umbral	7.44	0.026	
Umbral	7.45	0.026	
Umbral	7.46	0.026	
Umbral	7.47	0.026	
Umbral	7.48	0.026	
Umbral	7.49	0.026	
Umbral	7.5	0.026	

4.4 Load Cases

Table 4.5 - Load Cases - Summary

Name	Type
D	Linear Static
L	Linear Static
LR	Linear Static
EX	Response Spectrum
EY	Response Spectrum
DISX	Response Spectrum
DISY	Response Spectrum
W	Linear Static
G	Linear Static
DERUX	Response Spectrum
DERUY	Response Spectrum

4.5 Load Combinations

Table 4.6 - Load Combinations

Name	Load Case/Combo	Scale Factor	Type	Auto
COMB1	D	1.4	Linear Add	No
COMB2	D	1.2	Linear Add	No
COMB2	L	1.6		No
COMB2	LR	0.5		No
COMB3	D	1.2	Linear Add	No
COMB3	L	1		No
COMB3	LR	1.6		No
COMB4	D	1.2	Linear Add	No
COMB4	L	1		No
COMB4	LR	0.5		No
COMB5	D	1.2	Linear Add	No
COMB5	L	1		No
COMB5	DISX	1		No

Name	Load Case/Combo	Scale Factor	Type	Auto
COMB5	DISY	0.3		No
COMB6	D	1.2	Linear Add	No
COMB6	L	1		No
COMB6	DISY	1		No
COMB6	DISX	0.3		No
COMB7	D	0.9	Linear Add	No
COMB7	DISY	1		No
COMB7	DISX	0.3		No
COMB8	D	0.9	Linear Add	No
COMB8	DISY	0.3		No
COMB8	DISX	1		No
ENVE	COMB1	1	Envelope	No
ENVE	COMB2	1		No
ENVE	COMB3	1		No
ENVE	COMB4	1		No
ENVE	COMB5	1		No
ENVE	COMB6	1		No
ENVE	COMB7	1		No
ENVE	COMB8	1		No
CIM01	D	1	Linear Add	No
CIM02	D	1	Linear Add	No
CIM02	L	1		No
CIM03	D	1	Linear Add	No
CIM03	LR	1		No
CIM04	D	1	Linear Add	No
CIM04	L	0.75		No
CIM04	LR	0.75		No
CIM05	D	1	Linear Add	No
CIM05	DISX	0.7		No
CIM05	DISY	0.21		No
CIM06	D	1	Linear Add	No
CIM06	DISX	0.21		No
CIM06	DISY	0.7		No
CIM07	D	1	Linear Add	No
CIM07	DISX	0.53		No
CIM07	DISY	0.16		No
CIM07	L	0.75		No
CIM07	LR	0.75		No
CIM08	D	1	Linear Add	No
CIM08	DISX	0.16		No
CIM08	DISY	0.53		No
CIM08	L	0.75		No
CIM08	LR	0.75		No
DER01	D	1.4	Linear Add	No
DER02	D	1.2	Linear Add	No
DER02	L	1.6		No
DER02	LR	0.5		No
DER03	D	1.2	Linear Add	No
DER03	L	1		No
DER03	LR	1.6		No
DER04	D	1.2	Linear Add	No
DER04	L	1		No
DER04	LR	0.5		No
DER05	D	1.2	Linear Add	No
DER05	L	1		No
DER05	EX	1		No
DER06	D	1.2	Linear Add	No
DER06	L	1		No
DER06	EY	1		No
DER07	D	0.9	Linear Add	No

Name	Load Case/Combo	Scale Factor	Type	Auto
DER07	EX	1		No
DER08	D	0.9	Linear Add	No
DER08	EY	1		No
DERUD01	D	1.4	Linear Add	No
DERUD02	D	1.2	Linear Add	No
DERUD02	L	1.6		No
DERUD02	LR	0.5		No
DERUD03	D	1.2	Linear Add	No
DERUD03	L	1		No
DERUD03	LR	1.6		No
DERUD04	D	1.2	Linear Add	No
DERUD04	L	1		No
DERUD04	LR	0.5		No
DERUD05	D	1.2	Linear Add	No
DERUD05	L	1		No
DERUD05	DERUX	1		No
DERUD06	D	1.2	Linear Add	No
DERUD06	L	1		No
DERUD06	DERUY	1		No
DERUD07	D	0.9	Linear Add	No
DERUD07	DERUX	1		No
DERUD08	D	0.9	Linear Add	No
DERUD08	DERUY	1		No
CIM09	D	0.6	Linear Add	No
CIM09	DISX	0.7		No
CIM09	DISY	0.21		No
CIM10	D	0.6	Linear Add	No
CIM10	DISX	0.21		No
CIM10	DISY	0.7		No
CIM11	D	1	Linear Add	No
CIM11	G	1		No
CIM12	D	1	Linear Add	No
CIM12	G	0.75		No
CIM12	L	0.75		No
CIM13	D	1	Linear Add	No
CIM13	G	0.75		No
CIM13	L	0.75		No
CIM13	DISX	0.53		No
CIM13	DISY	0.16		No
CIM14	D	1	Linear Add	No
CIM14	G	0.75		No
CIM14	L	0.75		No
CIM14	DISX	0.16		No
CIM14	DISY	0.53		No
CIM15	D	0.06	Linear Add	No
COMB9	D	1.2	Linear Add	No
COMB9	L	1.6		No
COMB9	G	0.5		No
COMB10	D	1.2	Linear Add	No
COMB10	L	1		No
COMB10	G	1.6		No
COMB11	D	1.2	Linear Add	No
COMB11	L	1		No
COMB11	G	0.5		No
DER09	D	1.2	Linear Add	No
DER09	L	1.6		No
DER09	G	0.5		No
DERUD09	D	1.2	Linear Add	No
DERUD09	L	1.6		No
DERUD09	G	0.5		No

Name	Load Case/Combo	Scale Factor	Type	Auto
DER10	D	1.2	Linear Add	No
DER10	L	1		No
DER10	G	1.6		No
DERUD10	D	1.2	Linear Add	No
DERUD10	L	1		No
DERUD10	G	1.6		No
DER11	D	1.2	Linear Add	No
DER11	L	1		No
DER11	G	0.5		No
DERUD11	D	1.2	Linear Add	No
DERUD11	L	1		No
DERUD11	G	0.5		No

5 Analysis Results

This chapter provides analysis results.

5.1 Structure Results

Table 5.1 - Base Reactions

Load Case/Combo	FX kN	FY kN	FZ kN	MX kN-m	MY kN-m	MZ kN-m	X m	Y m	Z m
D	0	0	368.878	513.2084	-1512.3998	0	0	0	0
L	0	0	39.36	-47.3244	-161.376	0	0	0	0
LR	0	0	27.47	92.025	-112.627	0	0	0	0
EX Max	258.2121	0	0	0	842.037	1103.7157	0	0	0
EY Max	0	260.5445	0	849.049	0	1068.2324	0	0	0
DISX Max	143.4512	0	0	0	467.7984	613.1754	0	0	0
DISY Max	0	144.7469	0	471.6939	0	593.4624	0	0	0
W	0	0	0	0	0	0	0	0	0
G	0	0	74.62	160.3877	-305.942	0	0	0	0
DERUX Max	22.1473	0	0	0	72.2315	83.9784	0	0	0
DERUY Max	0	22.3265	0	72.7566	0	91.5388	0	0	0
COMB1	0	0	516.4292	718.4918	-2117.3597	0	0	0	0
COMB2	0	0	519.3646	586.1435	-2129.3949	0	0	0	0
COMB3	0	0	525.9656	715.7656	-2156.459	0	0	0	0
COMB4	0	0	495.7486	614.5382	-2032.5693	0	0	0	0
COMB5 Max	143.4512	43.4241	482.0136	710.0339	-1508.4574	791.2141	0	0	0
COMB5 Min	-143.4512	-43.4241	482.0136	427.0175	-2444.0541	-791.2141	0	0	0
COMB6 Max	43.0354	144.7469	482.0136	1040.2196	-1835.9163	777.415	0	0	0
COMB6 Min	-43.0354	-144.7469	482.0136	96.8318	-2116.5953	-777.415	0	0	0
COMB7 Max	43.0354	144.7469	331.9902	933.5815	-1220.8203	777.415	0	0	0
COMB7 Min	-43.0354	-144.7469	331.9902	-9.8063	-1501.4993	-777.415	0	0	0
COMB8 Max	143.4512	43.4241	331.9902	603.3957	-893.3615	791.2141	0	0	0
COMB8 Min	-143.4512	-43.4241	331.9902	320.3794	-1828.9582	-791.2141	0	0	0
ENVE Max	143.4512	144.7469	525.9656	1040.2196	-893.3615	791.2141	0	0	0
ENVE Min	-143.4512	-144.7469	331.9902	-9.8063	-2444.0541	-791.2141	0	0	0
CIM01	0	0	368.878	513.2084	-1512.3998	0	0	0	0
CIM02	0	0	408.238	465.884	-1673.7758	0	0	0	0
CIM03	0	0	396.348	605.2334	-1625.0268	0	0	0	0
CIM04	0	0	419.0005	546.7338	-1717.9021	0	0	0	0
CIM05 Max	100.4158	30.3969	368.878	612.2641	-1184.9409	553.8499	0	0	0
CIM05 Min	-100.4158	-30.3969	368.878	414.1527	-1839.8587	-553.8499	0	0	0
CIM06 Max	30.1247	101.3229	368.878	843.3941	-1414.1621	544.1905	0	0	0
CIM06 Min	-30.1247	-101.3229	368.878	183.0227	-1610.6375	-544.1905	0	0	0
CIM07 Max	76.0291	23.1595	419.0005	622.2049	-1469.9689	419.9369	0	0	0
CIM07 Min	-76.0291	-23.1595	419.0005	471.2628	-1965.8352	-419.9369	0	0	0
CIM08 Max	22.9522	76.7159	419.0005	796.7316	-1643.0543	412.6432	0	0	0
CIM08 Min	-22.9522	-76.7159	419.0005	296.7361	-1792.7498	-412.6432	0	0	0
DER01	0	0	516.4292	718.4918	-2117.3597	0	0	0	0
DER02	0	0	519.3646	586.1435	-2129.3949	0	0	0	0
DER03	0	0	525.9656	715.7656	-2156.459	0	0	0	0
DER04	0	0	495.7486	614.5382	-2032.5693	0	0	0	0
DER05 Max	258.2121	0	482.0136	568.5257	-1134.2187	1103.7157	0	0	0
DER05 Min	-258.2121	0	482.0136	568.5257	-2818.2928	-1103.7157	0	0	0
DER06 Max	0	260.5445	482.0136	1417.5747	-1976.2558	1068.2324	0	0	0
DER06 Min	0	-260.5445	482.0136	-280.5233	-1976.2558	-1068.2324	0	0	0
DER07 Max	258.2121	0	331.9902	461.8876	-519.1228	1103.7157	0	0	0
DER07 Min	-258.2121	0	331.9902	461.8876	-2203.1969	-1103.7157	0	0	0
DER08 Max	0	260.5445	331.9902	1310.9366	-1361.1598	1068.2324	0	0	0
DER08 Min	0	-260.5445	331.9902	-387.1615	-1361.1598	-1068.2324	0	0	0
DERUD01	0	0	516.4292	718.4918	-2117.3597	0	0	0	0
DERUD02	0	0	519.3646	586.1435	-2129.3949	0	0	0	0
DERUD03	0	0	525.9656	715.7656	-2156.459	0	0	0	0
DERUD04	0	0	495.7486	614.5382	-2032.5693	0	0	0	0
DERUD05 Max	22.1473	0	482.0136	568.5257	-1904.0243	83.9784	0	0	0

Load Case/Combo	FX kN	FY kN	FZ kN	MX kN-m	MY kN-m	MZ kN-m	X m	Y m	Z m
DERUD05 Min	-22.1473	0	482.0136	568.5257	-2048.4873	-83.9784	0	0	0
DERUD06 Max	0	22.3265	482.0136	641.2823	-1976.2558	91.5388	0	0	0
DERUD06 Min	0	-22.3265	482.0136	495.7691	-1976.2558	-91.5388	0	0	0
DERUD07 Max	22.1473	0	331.9902	461.8876	-1288.9283	83.9784	0	0	0
DERUD07 Min	-22.1473	0	331.9902	461.8876	-1433.3913	-83.9784	0	0	0
DERUD08 Max	0	22.3265	331.9902	534.6441	-1361.1598	91.5388	0	0	0
DERUD08 Min	0	-22.3265	331.9902	389.131	-1361.1598	-91.5388	0	0	0
CIM09 Max	100.4158	30.3969	221.3268	406.9808	-579.981	553.8499	0	0	0
CIM09 Min	-100.4158	-30.3969	221.3268	208.8693	-1234.8987	-553.8499	0	0	0
CIM10 Max	30.1247	101.3229	221.3268	638.1108	-809.2022	544.1905	0	0	0
CIM10 Min	-30.1247	-101.3229	221.3268	-22.2607	-1005.6775	-544.1905	0	0	0
CIM11	0	0	443.498	673.5961	-1818.3418	0	0	0	0
CIM12	0	0	454.363	598.0059	-1862.8883	0	0	0	0
CIM13 Max	76.0291	23.1595	454.363	673.4769	-1614.9552	419.9369	0	0	0
CIM13 Min	-76.0291	-23.1595	454.363	522.5349	-2110.8214	-419.9369	0	0	0
CIM14 Max	22.9522	76.7159	454.363	848.0037	-1788.0406	412.6432	0	0	0
CIM14 Min	-22.9522	-76.7159	454.363	348.0081	-1937.736	-412.6432	0	0	0
CIM15	0	0	22.1327	30.7925	-90.744	0	0	0	0
COMB9	0	0	542.9396	620.3249	-2226.0524	0	0	0	0
COMB10	0	0	601.4056	825.1461	-2465.763	0	0	0	0
COMB11	0	0	519.3236	648.7196	-2129.2268	0	0	0	0
DER09	0	0	542.9396	620.3249	-2226.0524	0	0	0	0
DERUD09	0	0	542.9396	620.3249	-2226.0524	0	0	0	0
DER10	0	0	601.4056	825.1461	-2465.763	0	0	0	0
DERUD10	0	0	601.4056	825.1461	-2465.763	0	0	0	0
DER11	0	0	519.3236	648.7196	-2129.2268	0	0	0	0
DERUD11	0	0	519.3236	648.7196	-2129.2268	0	0	0	0

Table 5.2 - Centers of Mass and Rigidity

Story	Diaphragm	Mass X kg	Mass Y kg	XCM m	YCM m	Cumulative X kg	Cumulative Y kg	XCCM m	YCCM m	XCR m	YCR m
N1	D1	27195.38	27195.38	4.1	-0.6777	27195.38	27195.38	4.1	-0.6777	4.1	2.7687

Table 5.3 - Diaphragm Center of Mass Displacements

Story	Diaphragm	Load Case/Combo	UX mm	UY mm	RZ rad	Point	X m	Y m	Z m
N1	D1	D	0	-0.9	0	1	4.1	-0.6777	3.25
N1	D1	L	0	-0.3	0	1	4.1	-0.6777	3.25
N1	D1	LR	0	0.002267	0	1	4.1	-0.6777	3.25
N1	D1	EX Max	10.5	0	0.001191	1	4.1	-0.6777	3.25
N1	D1	EY Max	0	6.6	0	1	4.1	-0.6777	3.25
N1	D1	DISX Max	5.8	0	0.000662	1	4.1	-0.6777	3.25
N1	D1	DISY Max	0	3.7	0	1	4.1	-0.6777	3.25
N1	D1	W	0	0	0	1	4.1	-0.6777	3.25
N1	D1	G	0	-0.1	0	1	4.1	-0.6777	3.25
N1	D1	DERUX Max	0.9	0	0.000103	1	4.1	-0.6777	3.25
N1	D1	DERUY Max	0	0.6	0	1	4.1	-0.6777	3.25
N1	D1	COMB1	0	-1.3	0	1	4.1	-0.6777	3.25
N1	D1	COMB2	0	-1.5	0	1	4.1	-0.6777	3.25
N1	D1	COMB3	0	-1.4	0	1	4.1	-0.6777	3.25
N1	D1	COMB4	0	-1.4	0	1	4.1	-0.6777	3.25
N1	D1	COMB5 Max	5.8	-0.3	0.000662	1	4.1	-0.6777	3.25
N1	D1	COMB5 Min	-5.8	-2.5	-0.000662	1	4.1	-0.6777	3.25
N1	D1	COMB6 Max	1.7	2.3	0.000198	1	4.1	-0.6777	3.25
N1	D1	COMB6 Min	-1.7	-5.1	-0.000198	1	4.1	-0.6777	3.25
N1	D1	COMB7 Max	1.7	2.9	0.000198	1	4.1	-0.6777	3.25
N1	D1	COMB7 Min	-1.7	-4.5	-0.000198	1	4.1	-0.6777	3.25
N1	D1	COMB8 Max	5.8	0.3	0.000662	1	4.1	-0.6777	3.25

Story	Diaphragm	Load Case/Combo	UX mm	UY mm	RZ rad	Point	X m	Y m	Z m
N1	D1	COMB8 Min	-5.8	-1.9	-0.000662	1	4.1	-0.6777	3.25
N1	D1	ENVE Max	5.8	2.9	0.000662	1	4.1	-0.6777	3.25
N1	D1	ENVE Min	-5.8	-5.1	-0.000662	1	4.1	-0.6777	3.25
N1	D1	CIM01	0	-0.9	0	1	4.1	-0.6777	3.25
N1	D1	CIM02	0	-1.2	0	1	4.1	-0.6777	3.25
N1	D1	CIM03	0	-0.9	0	1	4.1	-0.6777	3.25
N1	D1	CIM04	0	-1.1	0	1	4.1	-0.6777	3.25
N1	D1	CIM05 Max	4.1	-0.1	0.000463	1	4.1	-0.6777	3.25
N1	D1	CIM05 Min	-4.1	-1.7	-0.000463	1	4.1	-0.6777	3.25
N1	D1	CIM06 Max	1.2	1.7	0.000139	1	4.1	-0.6777	3.25
N1	D1	CIM06 Min	-1.2	-3.5	-0.000139	1	4.1	-0.6777	3.25
N1	D1	CIM07 Max	3.1	-0.5	0.000351	1	4.1	-0.6777	3.25
N1	D1	CIM07 Min	-3.1	-1.7	-0.000351	1	4.1	-0.6777	3.25
N1	D1	CIM08 Max	0.9	0.8	0.000106	1	4.1	-0.6777	3.25
N1	D1	CIM08 Min	-0.9	-3.1	-0.000106	1	4.1	-0.6777	3.25
N1	D1	DER01	0	-1.3	0	1	4.1	-0.6777	3.25
N1	D1	DER02	0	-1.5	0	1	4.1	-0.6777	3.25
N1	D1	DER03	0	-1.4	0	1	4.1	-0.6777	3.25
N1	D1	DER04	0	-1.4	0	1	4.1	-0.6777	3.25
N1	D1	DER05 Max	10.5	-1.4	0.001191	1	4.1	-0.6777	3.25
N1	D1	DER05 Min	-10.5	-1.4	-0.001191	1	4.1	-0.6777	3.25
N1	D1	DER06 Max	0	5.3	0	1	4.1	-0.6777	3.25
N1	D1	DER06 Min	0	-8	0	1	4.1	-0.6777	3.25
N1	D1	DER07 Max	10.5	-0.8	0.001191	1	4.1	-0.6777	3.25
N1	D1	DER07 Min	-10.5	-0.8	-0.001191	1	4.1	-0.6777	3.25
N1	D1	DER08 Max	0	5.8	0	1	4.1	-0.6777	3.25
N1	D1	DER08 Min	0	-7.5	0	1	4.1	-0.6777	3.25
N1	D1	DERUD01	0	-1.3	0	1	4.1	-0.6777	3.25
N1	D1	DERUD02	0	-1.5	0	1	4.1	-0.6777	3.25
N1	D1	DERUD03	0	-1.4	0	1	4.1	-0.6777	3.25
N1	D1	DERUD04	0	-1.4	0	1	4.1	-0.6777	3.25
N1	D1	DERUD05 Max	0.9	-1.4	0.000103	1	4.1	-0.6777	3.25
N1	D1	DERUD05 Min	-0.9	-1.4	-0.000103	1	4.1	-0.6777	3.25
N1	D1	DERUD06 Max	0	-0.8	0	1	4.1	-0.6777	3.25
N1	D1	DERUD06 Min	0	-1.9	0	1	4.1	-0.6777	3.25
N1	D1	DERUD07 Max	0.9	-0.8	0.000103	1	4.1	-0.6777	3.25
N1	D1	DERUD07 Min	-0.9	-0.8	-0.000103	1	4.1	-0.6777	3.25
N1	D1	DERUD08 Max	0	-0.3	0	1	4.1	-0.6777	3.25
N1	D1	DERUD08 Min	0	-1.4	0	1	4.1	-0.6777	3.25
N1	D1	CIM09 Max	4.1	0.2	0.000463	1	4.1	-0.6777	3.25
N1	D1	CIM09 Min	-4.1	-1.3	-0.000463	1	4.1	-0.6777	3.25
N1	D1	CIM10 Max	1.2	2	0.000139	1	4.1	-0.6777	3.25
N1	D1	CIM10 Min	-1.2	-3.1	-0.000139	1	4.1	-0.6777	3.25
N1	D1	CIM11	0	-1	0	1	4.1	-0.6777	3.25
N1	D1	CIM12	0	-1.2	0	1	4.1	-0.6777	3.25
N1	D1	CIM13 Max	3.1	-0.6	0.000351	1	4.1	-0.6777	3.25
N1	D1	CIM13 Min	-3.1	-1.8	-0.000351	1	4.1	-0.6777	3.25
N1	D1	CIM14 Max	0.9	0.7	0.000106	1	4.1	-0.6777	3.25
N1	D1	CIM14 Min	-0.9	-3.2	-0.000106	1	4.1	-0.6777	3.25
N1	D1	CIM15	0	-0.1	0	1	4.1	-0.6777	3.25
N1	D1	COMB9	0	-1.6	0	1	4.1	-0.6777	3.25
N1	D1	COMB10	0	-1.6	0	1	4.1	-0.6777	3.25
N1	D1	COMB11	0	-1.4	0	1	4.1	-0.6777	3.25
N1	D1	DER09	0	-1.6	0	1	4.1	-0.6777	3.25
N1	D1	DERUD09	0	-1.6	0	1	4.1	-0.6777	3.25
N1	D1	DER10	0	-1.6	0	1	4.1	-0.6777	3.25
N1	D1	DERUD10	0	-1.6	0	1	4.1	-0.6777	3.25
N1	D1	DER11	0	-1.4	0	1	4.1	-0.6777	3.25
N1	D1	DERUD11	0	-1.4	0	1	4.1	-0.6777	3.25

5.2 Story Results

Table 5.4 - Story Max/Avg Displacements

Story	Load Case/Combo	Direction	Maximum mm	Average mm	Ratio
N1	D	Y	0.9	0.9	1
N1	L	Y	0.3	0.3	1
N1	LR	Y	0.002267	0.002267	1
N1	EX Max	X	9.8	9.8	1
N1	EX Max	Y	4.9	4.9	1
N1	EY Max	Y	6.6	6.6	1
N1	DISX Max	X	5.4	5.4	1
N1	DISX Max	Y	2.7	2.7	1
N1	DISY Max	Y	3.7	3.7	1
N1	G	Y	0.1	0.1	1
N1	DERUX Max	X	0.9	0.9	1
N1	DERUX Max	Y	0.4	0.4	1
N1	DERUY Max	Y	0.6	0.6	1
N1	COMB1	Y	1.3	1.3	1
N1	COMB2	Y	1.5	1.5	1
N1	COMB3	Y	1.4	1.4	1
N1	COMB4	Y	1.4	1.4	1
N1	COMB5 Max	X	5.4	5.4	1
N1	COMB5 Max	Y	2.4	2.4	1
N1	COMB5 Min	X	5.4	5.4	1
N1	COMB5 Min	Y	5.2	5.2	1
N1	COMB6 Max	X	1.6	1.6	1
N1	COMB6 Max	Y	3.1	3.1	1
N1	COMB6 Min	X	1.6	1.6	1
N1	COMB6 Min	Y	5.9	5.9	1
N1	COMB7 Max	X	1.6	1.6	1
N1	COMB7 Max	Y	3.7	3.7	1
N1	COMB7 Min	X	1.6	1.6	1
N1	COMB7 Min	Y	5.3	5.3	1
N1	COMB8 Max	X	5.4	5.4	1
N1	COMB8 Max	Y	3	3	1
N1	COMB8 Min	X	5.4	5.4	1
N1	COMB8 Min	Y	4.6	4.6	1
N1	ENVE Max	X	5.4	5.4	1
N1	ENVE Max	Y	3.7	3.7	1
N1	ENVE Min	X	5.4	5.4	1
N1	ENVE Min	Y	5.9	5.9	1
N1	CIM01	Y	0.9	0.9	1
N1	CIM02	Y	1.2	1.2	1
N1	CIM03	Y	0.9	0.9	1
N1	CIM04	Y	1.1	1.1	1
N1	CIM05 Max	X	3.8	3.8	1
N1	CIM05 Max	Y	1.8	1.8	1
N1	CIM05 Min	X	3.8	3.8	1
N1	CIM05 Min	Y	3.6	3.6	1
N1	CIM06 Max	X	1.1	1.1	1
N1	CIM06 Max	Y	2.2	2.2	1
N1	CIM06 Min	X	1.1	1.1	1
N1	CIM06 Min	Y	4.1	4.1	1
N1	CIM07 Max	X	2.9	2.9	1
N1	CIM07 Max	Y	0.9	0.9	1
N1	CIM07 Min	X	2.9	2.9	1
N1	CIM07 Min	Y	3.1	3.1	1
N1	CIM08 Max	X	0.9	0.9	1
N1	CIM08 Max	Y	1.3	1.3	1
N1	CIM08 Min	X	0.9	0.9	1
N1	CIM08 Min	Y	3.5	3.5	1

Story	Load Case/Combo	Direction	Maximum mm	Average mm	Ratio
N1	DER01	Y	1.3	1.3	1
N1	DER02	Y	1.5	1.5	1
N1	DER03	Y	1.4	1.4	1
N1	DER04	Y	1.4	1.4	1
N1	DER05 Max	X	9.8	9.8	1
N1	DER05 Max	Y	3.5	3.5	1
N1	DER05 Min	X	9.8	9.8	1
N1	DER05 Min	Y	6.3	6.3	1
N1	DER06 Max	Y	5.3	5.3	1
N1	DER06 Min	Y	8	8	1
N1	DER07 Max	X	9.8	9.8	1
N1	DER07 Max	Y	4.1	4.1	1
N1	DER07 Min	X	9.8	9.8	1
N1	DER07 Min	Y	5.7	5.7	1
N1	DER08 Max	Y	5.8	5.8	1
N1	DER08 Min	Y	7.5	7.5	1
N1	DERUD01	Y	1.3	1.3	1
N1	DERUD02	Y	1.5	1.5	1
N1	DERUD03	Y	1.4	1.4	1
N1	DERUD04	Y	1.4	1.4	1
N1	DERUD05 Max	X	0.9	0.9	1
N1	DERUD05 Max	Y	1	1	1
N1	DERUD05 Min	X	0.9	0.9	1
N1	DERUD05 Min	Y	1.8	1.8	1
N1	DERUD06 Max	Y	0.8	0.8	1
N1	DERUD06 Min	Y	1.9	1.9	1
N1	DERUD07 Max	X	0.9	0.9	1
N1	DERUD07 Max	Y	0.4	0.4	1
N1	DERUD07 Min	X	0.9	0.9	1
N1	DERUD07 Min	Y	1.2	1.2	1
N1	DERUD08 Max	Y	0.3	0.3	1
N1	DERUD08 Min	Y	1.4	1.4	1
N1	CIM09 Max	X	3.8	3.8	1
N1	CIM09 Max	Y	2.1	2.1	1
N1	CIM09 Min	X	3.8	3.8	1
N1	CIM09 Min	Y	3.2	3.2	1
N1	CIM10 Max	X	1.1	1.1	1
N1	CIM10 Max	Y	2.6	2.6	1
N1	CIM10 Min	X	1.1	1.1	1
N1	CIM10 Min	Y	3.7	3.7	1
N1	CIM11	Y	1	1	1
N1	CIM12	Y	1.2	1.2	1
N1	CIM13 Max	X	2.9	2.9	1
N1	CIM13 Max	Y	0.8	0.8	1
N1	CIM13 Min	X	2.9	2.9	1
N1	CIM13 Min	Y	3.2	3.2	1
N1	CIM14 Max	X	0.9	0.9	1
N1	CIM14 Max	Y	1.2	1.2	1
N1	CIM14 Min	X	0.9	0.9	1
N1	CIM14 Min	Y	3.6	3.6	1
N1	CIM15	Y	0.1	0.1	1
N1	COMB9	Y	1.6	1.6	1
N1	COMB10	Y	1.6	1.6	1
N1	COMB11	Y	1.4	1.4	1
N1	DER09	Y	1.6	1.6	1
N1	DERUD09	Y	1.6	1.6	1
N1	DER10	Y	1.6	1.6	1
N1	DERUD10	Y	1.6	1.6	1
N1	DER11	Y	1.4	1.4	1
N1	DERUD11	Y	1.4	1.4	1

Table 5.5 - Story Drifts

Story	Load Case/Combo	Direction	Drift	Label	X m	Y m	Z m
N1	D	Y	0.000283	1	0	0	3.25
N1	L	Y	8.3E-05	1	0	0	3.25
N1	LR	Y	1E-06	1	0	0	3.25
N1	EX Max	X	0.003009	3	8.2	0	3.25
N1	EX Max	Y	0.001502	1	0	0	3.25
N1	EY Max	Y	0.002041	1	0	0	3.25
N1	DISX Max	X	0.001672	3	8.2	0	3.25
N1	DISX Max	Y	0.000835	1	0	0	3.25
N1	DISY Max	Y	0.001134	1	0	0	3.25
N1	G	Y	4.2E-05	2	0	6.7	3.25
N1	DERUX Max	X	0.000268	3	8.2	0	3.25
N1	DERUX Max	Y	0.00013	1	0	0	3.25
N1	DERUY Max	Y	0.000175	1	0	0	3.25
N1	COMB1	Y	0.000396	1	0	0	3.25
N1	COMB2	Y	0.000472	1	0	0	3.25
N1	COMB3	Y	0.000421	1	0	0	3.25
N1	COMB4	Y	0.000422	1	0	0	3.25
N1	COMB5 Max	X	0.001672	3	8.2	0	3.25
N1	COMB5 Max	Y	0.000752	1	0	0	3.25
N1	COMB5 Min	X	0.001672	3	8.2	0	3.25
N1	COMB5 Min	Y	0.001597	1	0	0	3.25
N1	COMB6 Max	X	0.000502	3	8.2	0	3.25
N1	COMB6 Max	Y	0.000962	1	0	0	3.25
N1	COMB6 Min	X	0.000502	3	8.2	0	3.25
N1	COMB6 Min	Y	0.001806	1	0	0	3.25
N1	COMB7 Max	X	0.000502	3	8.2	0	3.25
N1	COMB7 Max	Y	0.00113	1	0	0	3.25
N1	COMB7 Min	X	0.000502	3	8.2	0	3.25
N1	COMB7 Min	Y	0.001639	1	0	0	3.25
N1	COMB8 Max	X	0.001672	3	8.2	0	3.25
N1	COMB8 Max	Y	0.00092	1	0	0	3.25
N1	COMB8 Min	X	0.001672	3	8.2	0	3.25
N1	COMB8 Min	Y	0.001429	1	0	0	3.25
N1	ENVE Max	X	0.001672	3	8.2	0	3.25
N1	ENVE Max	Y	0.00113	1	0	0	3.25
N1	ENVE Min	X	0.001672	3	8.2	0	3.25
N1	ENVE Min	Y	0.001806	1	0	0	3.25
N1	CIM01	Y	0.000283	1	0	0	3.25
N1	CIM02	Y	0.000366	1	0	0	3.25
N1	CIM03	Y	0.000282	1	0	0	3.25
N1	CIM04	Y	0.000345	1	0	0	3.25
N1	CIM05 Max	X	0.00117	3	8.2	0	3.25
N1	CIM05 Max	Y	0.000539	1	0	0	3.25
N1	CIM05 Min	X	0.00117	3	8.2	0	3.25
N1	CIM05 Min	Y	0.001105	1	0	0	3.25
N1	CIM06 Max	X	0.000351	3	8.2	0	3.25
N1	CIM06 Max	Y	0.000686	1	0	0	3.25
N1	CIM06 Min	X	0.000351	3	8.2	0	3.25
N1	CIM06 Min	Y	0.001252	1	0	0	3.25
N1	CIM07 Max	X	0.000886	3	8.2	0	3.25
N1	CIM07 Max	Y	0.000279	1	0	0	3.25
N1	CIM07 Min	X	0.000886	3	8.2	0	3.25
N1	CIM07 Min	Y	0.000968	1	0	0	3.25
N1	CIM08 Max	X	0.000267	3	8.2	0	3.25
N1	CIM08 Max	Y	0.00039	1	0	0	3.25
N1	CIM08 Min	X	0.000267	3	8.2	0	3.25
N1	CIM08 Min	Y	0.001079	1	0	0	3.25
N1	DER01	Y	0.000396	1	0	0	3.25

Story	Load Case/Combo	Direction	Drift	Label	X m	Y m	Z m
N1	DER02	Y	0.000472	1	0	0	3.25
N1	DER03	Y	0.000421	1	0	0	3.25
N1	DER04	Y	0.000422	1	0	0	3.25
N1	DER05 Max	X	0.003009	3	8.2	0	3.25
N1	DER05 Max	Y	0.00108	1	0	0	3.25
N1	DER05 Min	X	0.003009	3	8.2	0	3.25
N1	DER05 Min	Y	0.001925	1	0	0	3.25
N1	DER06 Max	Y	0.001618	1	0	0	3.25
N1	DER06 Min	Y	0.002463	1	0	0	3.25
N1	DER07 Max	X	0.003009	3	8.2	0	3.25
N1	DER07 Max	Y	0.001248	1	0	0	3.25
N1	DER07 Min	X	0.003009	3	8.2	0	3.25
N1	DER07 Min	Y	0.001757	1	0	0	3.25
N1	DER08 Max	Y	0.001786	1	0	0	3.25
N1	DER08 Min	Y	0.002295	1	0	0	3.25
N1	DERUD01	Y	0.000396	1	0	0	3.25
N1	DERUD02	Y	0.000472	1	0	0	3.25
N1	DERUD03	Y	0.000421	1	0	0	3.25
N1	DERUD04	Y	0.000422	1	0	0	3.25
N1	DERUD05 Max	X	0.000268	3	8.2	0	3.25
N1	DERUD05 Max	Y	0.000292	3	8.2	0	3.25
N1	DERUD05 Min	X	0.000268	3	8.2	0	3.25
N1	DERUD05 Min	Y	0.000552	1	0	0	3.25
N1	DERUD06 Max	Y	0.000248	1	0	0	3.25
N1	DERUD06 Min	Y	0.000597	1	0	0	3.25
N1	DERUD07 Max	X	0.000268	3	8.2	0	3.25
N1	DERUD07 Max	Y	0.000124	3	8.2	0	3.25
N1	DERUD07 Min	X	0.000268	3	8.2	0	3.25
N1	DERUD07 Min	Y	0.000385	1	0	0	3.25
N1	DERUD08 Max	Y	8E-05	1	0	0	3.25
N1	DERUD08 Min	Y	0.000429	1	0	0	3.25
N1	CIM09 Max	X	0.00117	3	8.2	0	3.25
N1	CIM09 Max	Y	0.000653	1	0	0	3.25
N1	CIM09 Min	X	0.00117	3	8.2	0	3.25
N1	CIM09 Min	Y	0.000992	1	0	0	3.25
N1	CIM10 Max	X	0.000351	3	8.2	0	3.25
N1	CIM10 Max	Y	0.000799	1	0	0	3.25
N1	CIM10 Min	X	0.000351	3	8.2	0	3.25
N1	CIM10 Min	Y	0.001138	1	0	0	3.25
N1	CIM11	Y	0.000323	1	0	0	3.25
N1	CIM12	Y	0.000375	1	0	0	3.25
N1	CIM13 Max	X	0.000886	3	8.2	0	3.25
N1	CIM13 Max	Y	0.000248	1	0	0	3.25
N1	CIM13 Min	X	0.000886	3	8.2	0	3.25
N1	CIM13 Min	Y	0.000999	1	0	0	3.25
N1	CIM14 Max	X	0.000267	3	8.2	0	3.25
N1	CIM14 Max	Y	0.000359	1	0	0	3.25
N1	CIM14 Min	X	0.000267	3	8.2	0	3.25
N1	CIM14 Min	Y	0.00111	1	0	0	3.25
N1	CIM15	Y	1.7E-05	1	0	0	3.25
N1	COMB9	Y	0.000492	1	0	0	3.25
N1	COMB10	Y	0.000487	1	0	0	3.25
N1	COMB11	Y	0.000443	1	0	0	3.25
N1	DER09	Y	0.000492	1	0	0	3.25
N1	DERUD09	Y	0.000492	1	0	0	3.25
N1	DER10	Y	0.000487	1	0	0	3.25
N1	DERUD10	Y	0.000487	1	0	0	3.25
N1	DER11	Y	0.000443	1	0	0	3.25
N1	DERUD11	Y	0.000443	1	0	0	3.25

Table 5.6 - Story Max/Avg Drifts

Story	Load Case/Combo	Direction	Max Drift mm	Avg Drift mm	Ratio
N1	D	Y	0.9	0.9	1.004
N1	L	Y	0.3	0.3	1.013
N1	LR	Y	0.002267	4.331E-06	523.596
N1	EX Max	X	9.8	7.5	1.307
N1	EX Max	Y	4.9	4.9	1.005
N1	EY Max	Y	6.6	6.6	1.004
N1	DISX Max	X	5.4	4.2	1.307
N1	DISX Max	Y	2.7	2.7	1.005
N1	DISY Max	Y	3.7	3.7	1.004
N1	G	Y	0.1	0.1	1.021
N1	DERUX Max	X	0.9	0.6	1.385
N1	DERUX Max	Y	0.4	0.4	1.005
N1	DERUY Max	Y	0.6	0.6	1.004
N1	COMB1	Y	1.3	1.3	1.004
N1	COMB2	Y	1.5	1.5	1.006
N1	COMB3	Y	1.4	1.4	1.003
N1	COMB4	Y	1.4	1.4	1.005
N1	COMB5 Max	X	5.4	4.2	1.309
N1	COMB5 Max	Y	2.4	2.4	1.005
N1	COMB5 Min	X	5.4	4.2	1.309
N1	COMB5 Min	Y	5.2	5.2	1.005
N1	COMB6 Max	X	1.6	1.2	1.313
N1	COMB6 Max	Y	3.1	3.1	1.004
N1	COMB6 Min	X	1.6	1.2	1.313
N1	COMB6 Min	Y	5.9	5.8	1.005
N1	COMB7 Max	X	1.6	1.2	1.311
N1	COMB7 Max	Y	3.7	3.7	1.005
N1	COMB7 Min	X	1.6	1.2	1.311
N1	COMB7 Min	Y	5.3	5.3	1.004
N1	COMB8 Max	X	5.4	4.2	1.308
N1	COMB8 Max	Y	3	3	1.006
N1	COMB8 Min	X	5.4	4.2	1.308
N1	COMB8 Min	Y	4.6	4.6	1.005
N1	ENVE Max	X	5.4	4.2	1.308
N1	ENVE Max	Y	3.7	3.7	1.005
N1	ENVE Min	X	5.4	4.2	1.308
N1	ENVE Min	Y	5.9	5.8	1.005
N1	CIM01	Y	0.9	0.9	1.004
N1	CIM02	Y	1.2	1.2	1.006
N1	CIM03	Y	0.9	0.9	1.001
N1	CIM04	Y	1.1	1.1	1.004
N1	CIM05 Max	X	3.8	2.9	1.309
N1	CIM05 Max	Y	1.8	1.7	1.006
N1	CIM05 Min	X	3.8	2.9	1.309
N1	CIM05 Min	Y	3.6	3.6	1.005
N1	CIM06 Max	X	1.1	0.9	1.314
N1	CIM06 Max	Y	2.2	2.2	1.005
N1	CIM06 Min	X	1.1	0.9	1.314
N1	CIM06 Min	Y	4.1	4	1.004
N1	CIM07 Max	X	2.9	2.2	1.31
N1	CIM07 Max	Y	0.9	0.9	1.007
N1	CIM07 Min	X	2.9	2.2	1.31
N1	CIM07 Min	Y	3.1	3.1	1.005
N1	CIM08 Max	X	0.9	0.7	1.316
N1	CIM08 Max	Y	1.3	1.3	1.005
N1	CIM08 Min	X	0.9	0.7	1.316
N1	CIM08 Min	Y	3.5	3.5	1.004
N1	DER01	Y	1.3	1.3	1.004

Story	Load Case/Combo	Direction	Max Drift mm	Avg Drift mm	Ratio
N1	DER02	Y	1.5	1.5	1.006
N1	DER03	Y	1.4	1.4	1.003
N1	DER04	Y	1.4	1.4	1.005
N1	DER05 Max	X	9.8	7.5	1.308
N1	DER05 Max	Y	3.5	3.5	1.005
N1	DER05 Min	X	9.8	7.5	1.308
N1	DER05 Min	Y	6.3	6.2	1.005
N1	DER06 Max	Y	5.3	5.2	1.004
N1	DER06 Min	Y	8	8	1.005
N1	DER07 Max	X	9.8	7.5	1.308
N1	DER07 Max	Y	4.1	4	1.006
N1	DER07 Min	X	9.8	7.5	1.308
N1	DER07 Min	Y	5.7	5.7	1.005
N1	DER08 Max	Y	5.8	5.8	1.004
N1	DER08 Min	Y	7.5	7.4	1.004
N1	DERUD01	Y	1.3	1.3	1.004
N1	DERUD02	Y	1.5	1.5	1.006
N1	DERUD03	Y	1.4	1.4	1.003
N1	DERUD04	Y	1.4	1.4	1.005
N1	DERUD05 Max	X	0.9	0.6	1.398
N1	DERUD05 Max	Y	1	0.9	1.006
N1	DERUD05 Min	X	0.9	0.6	1.398
N1	DERUD05 Min	Y	1.8	1.8	1.005
N1	DERUD06 Max	Y	0.8	0.8	1.006
N1	DERUD06 Min	Y	1.9	1.9	1.005
N1	DERUD07 Max	X	0.9	0.6	1.395
N1	DERUD07 Max	Y	0.4	0.4	1.002
N1	DERUD07 Min	X	0.9	0.6	1.395
N1	DERUD07 Min	Y	1.2	1.2	1.004
N1	DERUD08 Max	Y	0.3	0.3	1.002
N1	DERUD08 Min	Y	1.4	1.4	1.004
N1	CIM09 Max	X	3.8	2.9	1.308
N1	CIM09 Max	Y	2.1	2.1	1.006
N1	CIM09 Min	X	3.8	2.9	1.308
N1	CIM09 Min	Y	3.2	3.2	1.005
N1	CIM10 Max	X	1.1	0.9	1.311
N1	CIM10 Max	Y	2.6	2.6	1.005
N1	CIM10 Min	X	1.1	0.9	1.311
N1	CIM10 Min	Y	3.7	3.7	1.004
N1	CIM11	Y	1	1	1.001
N1	CIM12	Y	1.2	1.2	1.003
N1	CIM13 Max	X	2.9	2.2	1.31
N1	CIM13 Max	Y	0.8	0.8	1.008
N1	CIM13 Min	X	2.9	2.2	1.31
N1	CIM13 Min	Y	3.2	3.2	1.004
N1	CIM14 Max	X	0.9	0.7	1.316
N1	CIM14 Max	Y	1.2	1.2	1.006
N1	CIM14 Min	X	0.9	0.7	1.316
N1	CIM14 Min	Y	3.6	3.6	1.004
N1	CIM15	Y	0.1	0.1	1.004
N1	COMB9	Y	1.6	1.6	1.005
N1	COMB10	Y	1.6	1.6	1.002
N1	COMB11	Y	1.4	1.4	1.004
N1	DER09	Y	1.6	1.6	1.005
N1	DERUD09	Y	1.6	1.6	1.005
N1	DER10	Y	1.6	1.6	1.002
N1	DERUD10	Y	1.6	1.6	1.002
N1	DER11	Y	1.4	1.4	1.004
N1	DERUD11	Y	1.4	1.4	1.004

Table 5.7 - Story Forces

Story	Load Case/Combo	Location	P kN	VX kN	VY kN	T kN-m	MX kN-m	MY kN-m
N1	D	Top	319.8732	0	0	0	349.3583	-1311.4801
N1	D	Bottom	368.878	0	0	0	513.2084	-1512.3998
N1	L	Top	39.36	0	0	0	-47.2318	-161.376
N1	L	Bottom	39.36	0	0	0	-47.3244	-161.376
N1	LR	Top	27.47	0	0	0	92.0245	-112.627
N1	LR	Bottom	27.47	0	0	0	92.025	-112.627
N1	EX Max	Top	0	258.2121	0	1103.7157	0	0.0004
N1	EX Max	Bottom	0	258.2121	0	1103.7157	0	842.037
N1	EY Max	Top	0	0	260.5445	1068.2324	0.0003	0
N1	EY Max	Bottom	0	0	260.5445	1068.2324	849.049	0
N1	DISX Max	Top	0	143.4512	0	613.1754	0	0.0002
N1	DISX Max	Bottom	0	143.4512	0	613.1754	0	467.7984
N1	DISY Max	Top	0	0	144.7469	593.4624	0.0002	0
N1	DISY Max	Bottom	0	0	144.7469	593.4624	471.6939	0
N1	W	Top	0	0	0	0	0	0
N1	W	Bottom	0	0	0	0	0	0
N1	G	Top	74.62	0	0	0	160.4331	-305.942
N1	G	Bottom	74.62	0	0	0	160.3877	-305.942
N1	DERUX Max	Top	0	22.1473	0	83.9784	0	3.115E-05
N1	DERUX Max	Bottom	0	22.1473	0	83.9784	0	72.2315
N1	DERUY Max	Top	0	0	22.3265	91.5388	2.987E-05	0
N1	DERUY Max	Bottom	0	0	22.3265	91.5388	72.7566	0
N1	COMB1	Top	447.8225	0	0	0	489.1017	-1836.0722
N1	COMB1	Bottom	516.4292	0	0	0	718.4918	-2117.3597
N1	COMB2	Top	460.5588	0	0	0	389.6713	-1888.2912
N1	COMB2	Bottom	519.3646	0	0	0	586.1435	-2129.3949
N1	COMB3	Top	467.1598	0	0	0	519.2374	-1915.3553
N1	COMB3	Bottom	525.9656	0	0	0	715.7656	-2156.459
N1	COMB4	Top	436.9428	0	0	0	418.0104	-1791.4656
N1	COMB4	Bottom	495.7486	0	0	0	614.5382	-2032.5693
N1	COMB5 Max	Top	423.2078	143.4512	43.4241	791.2141	371.9983	-1735.1519
N1	COMB5 Max	Bottom	482.0136	143.4512	43.4241	791.2141	710.0339	-1508.4574
N1	COMB5 Min	Top	423.2078	-143.4512	-43.4241	-791.2141	371.9981	-1735.1523
N1	COMB5 Min	Bottom	482.0136	-143.4512	-43.4241	-791.2141	427.0175	-2444.0541
N1	COMB6 Max	Top	423.2078	43.0354	144.7469	777.415	371.9984	-1735.1521
N1	COMB6 Max	Bottom	482.0136	43.0354	144.7469	777.415	1040.2196	-1835.9163
N1	COMB6 Min	Top	423.2078	-43.0354	-144.7469	-777.415	371.998	-1735.1522
N1	COMB6 Min	Bottom	482.0136	-43.0354	-144.7469	-777.415	96.8318	-2116.5953
N1	COMB7 Max	Top	287.8859	43.0354	144.7469	777.415	314.4227	-1180.332
N1	COMB7 Max	Bottom	331.9902	43.0354	144.7469	777.415	933.5815	-1220.8203
N1	COMB7 Min	Top	287.8859	-43.0354	-144.7469	-777.415	314.4223	-1180.3322
N1	COMB7 Min	Bottom	331.9902	-43.0354	-144.7469	-777.415	-9.8063	-1501.4993
N1	COMB8 Max	Top	287.8859	143.4512	43.4241	791.2141	314.4226	-1180.3319
N1	COMB8 Max	Bottom	331.9902	143.4512	43.4241	791.2141	603.3957	-893.3615
N1	COMB8 Min	Top	287.8859	-143.4512	-43.4241	-791.2141	314.4225	-1180.3323
N1	COMB8 Min	Bottom	331.9902	-143.4512	-43.4241	-791.2141	320.3794	-1828.9582
N1	ENVE Max	Top	467.1598	143.4512	144.7469	791.2141	519.2374	-1180.3319
N1	ENVE Max	Bottom	525.9656	143.4512	144.7469	791.2141	1040.2196	-893.3615
N1	ENVE Min	Top	287.8859	-143.4512	-144.7469	-791.2141	314.4223	-1915.3553
N1	ENVE Min	Bottom	331.9902	-143.4512	-144.7469	-791.2141	-9.8063	-2444.0541
N1	CIM01	Top	319.8732	0	0	0	349.3583	-1311.4801
N1	CIM01	Bottom	368.878	0	0	0	513.2084	-1512.3998
N1	CIM02	Top	359.2332	0	0	0	302.1265	-1472.8561
N1	CIM02	Bottom	408.238	0	0	0	465.884	-1673.7758
N1	CIM03	Top	347.3432	0	0	0	441.3828	-1424.1071
N1	CIM03	Bottom	396.348	0	0	0	605.2334	-1625.0268
N1	CIM04	Top	369.9957	0	0	0	382.9529	-1516.9824
N1	CIM04	Bottom	419.0005	0	0	0	546.7338	-1717.9021

Story	Load Case/Combo	Location	P kN	VX kN	VY kN	T kN-m	MX kN-m	MY kN-m
N1	CIM05 Max	Top	319.8732	100.4158	30.3969	553.8499	349.3584	-1311.48
N1	CIM05 Max	Bottom	368.878	100.4158	30.3969	553.8499	612.2641	-1184.9409
N1	CIM05 Min	Top	319.8732	-100.4158	-30.3969	-553.8499	349.3583	-1311.4803
N1	CIM05 Min	Bottom	368.878	-100.4158	-30.3969	-553.8499	414.1527	-1839.8587
N1	CIM06 Max	Top	319.8732	30.1247	101.3229	544.1905	349.3585	-1311.4801
N1	CIM06 Max	Bottom	368.878	30.1247	101.3229	544.1905	843.3941	-1414.1621
N1	CIM06 Min	Top	319.8732	-30.1247	-101.3229	-544.1905	349.3582	-1311.4802
N1	CIM06 Min	Bottom	368.878	-30.1247	-101.3229	-544.1905	183.0227	-1610.6375
N1	CIM07 Max	Top	369.9957	76.0291	23.1595	419.9369	382.9529	-1516.9823
N1	CIM07 Max	Bottom	419.0005	76.0291	23.1595	419.9369	622.2049	-1469.9689
N1	CIM07 Min	Top	369.9957	-76.0291	-23.1595	-419.9369	382.9528	-1516.9825
N1	CIM07 Min	Bottom	419.0005	-76.0291	-23.1595	-419.9369	471.2628	-1965.8352
N1	CIM08 Max	Top	369.9957	22.9522	76.7159	412.6432	382.953	-1516.9823
N1	CIM08 Max	Bottom	419.0005	22.9522	76.7159	412.6432	796.7316	-1643.0543
N1	CIM08 Min	Top	369.9957	-22.9522	-76.7159	-412.6432	382.9528	-1516.9824
N1	CIM08 Min	Bottom	419.0005	-22.9522	-76.7159	-412.6432	296.7361	-1792.7498
N1	DER01	Top	447.8225	0	0	0	489.1017	-1836.0722
N1	DER01	Bottom	516.4292	0	0	0	718.4918	-2117.3597
N1	DER02	Top	460.5588	0	0	0	389.6713	-1888.2912
N1	DER02	Bottom	519.3646	0	0	0	586.1435	-2129.3949
N1	DER03	Top	467.1598	0	0	0	519.2374	-1915.3553
N1	DER03	Bottom	525.9656	0	0	0	715.7656	-2156.459
N1	DER04	Top	436.9428	0	0	0	418.0104	-1791.4656
N1	DER04	Bottom	495.7486	0	0	0	614.5382	-2032.5693
N1	DER05 Max	Top	423.2078	258.2121	0	1103.7157	371.9982	-1735.1518
N1	DER05 Max	Bottom	482.0136	258.2121	0	1103.7157	568.5257	-1134.2187
N1	DER05 Min	Top	423.2078	-258.2121	0	-1103.7157	371.9982	-1735.1525
N1	DER05 Min	Bottom	482.0136	-258.2121	0	-1103.7157	568.5257	-2818.2928
N1	DER06 Max	Top	423.2078	0	260.5445	1068.2324	371.9985	-1735.1521
N1	DER06 Max	Bottom	482.0136	0	260.5445	1068.2324	1417.5747	-1976.2558
N1	DER06 Min	Top	423.2078	0	-260.5445	-1068.2324	371.9978	-1735.1521
N1	DER06 Min	Bottom	482.0136	0	-260.5445	-1068.2324	-280.5233	-1976.2558
N1	DER07 Max	Top	287.8859	258.2121	0	1103.7157	314.4225	-1180.3318
N1	DER07 Max	Bottom	331.9902	258.2121	0	1103.7157	461.8876	-519.1228
N1	DER07 Min	Top	287.8859	-258.2121	0	-1103.7157	314.4225	-1180.3325
N1	DER07 Min	Bottom	331.9902	-258.2121	0	-1103.7157	461.8876	-2203.1969
N1	DER08 Max	Top	287.8859	0	260.5445	1068.2324	314.4229	-1180.3321
N1	DER08 Max	Bottom	331.9902	0	260.5445	1068.2324	1310.9366	-1361.1598
N1	DER08 Min	Top	287.8859	0	-260.5445	-1068.2324	314.4222	-1180.3321
N1	DER08 Min	Bottom	331.9902	0	-260.5445	-1068.2324	-387.1615	-1361.1598
N1	DERUD01	Top	447.8225	0	0	0	489.1017	-1836.0722
N1	DERUD01	Bottom	516.4292	0	0	0	718.4918	-2117.3597
N1	DERUD02	Top	460.5588	0	0	0	389.6713	-1888.2912
N1	DERUD02	Bottom	519.3646	0	0	0	586.1435	-2129.3949
N1	DERUD03	Top	467.1598	0	0	0	519.2374	-1915.3553
N1	DERUD03	Bottom	525.9656	0	0	0	715.7656	-2156.459
N1	DERUD04	Top	436.9428	0	0	0	418.0104	-1791.4656
N1	DERUD04	Bottom	495.7486	0	0	0	614.5382	-2032.5693
N1	DERUD05 Max	Top	423.2078	22.1473	0	83.9784	371.9982	-1735.1521
N1	DERUD05 Max	Bottom	482.0136	22.1473	0	83.9784	568.5257	-1904.0243
N1	DERUD05 Min	Top	423.2078	-22.1473	0	-83.9784	371.9982	-1735.1522
N1	DERUD05 Min	Bottom	482.0136	-22.1473	0	-83.9784	568.5257	-2048.4873
N1	DERUD06 Max	Top	423.2078	0	22.3265	91.5388	371.9982	-1735.1521
N1	DERUD06 Max	Bottom	482.0136	0	22.3265	91.5388	641.2823	-1976.2558
N1	DERUD06 Min	Top	423.2078	0	-22.3265	-91.5388	371.9982	-1735.1521
N1	DERUD06 Min	Bottom	482.0136	0	-22.3265	-91.5388	495.7691	-1976.2558
N1	DERUD07 Max	Top	287.8859	22.1473	0	83.9784	314.4225	-1180.3321
N1	DERUD07 Max	Bottom	331.9902	22.1473	0	83.9784	461.8876	-1288.9283
N1	DERUD07 Min	Top	287.8859	-22.1473	0	-83.9784	314.4225	-1180.3321
N1	DERUD07 Min	Bottom	331.9902	-22.1473	0	-83.9784	461.8876	-1433.3913

Story	Load Case/Combo	Location	P kN	VX kN	VY kN	T kN-m	MX kN-m	MY kN-m
N1	DERUD08 Max	Top	287.8859	0	22.3265	91.5388	314.4225	-1180.3321
N1	DERUD08 Max	Bottom	331.9902	0	22.3265	91.5388	534.6441	-1361.1598
N1	DERUD08 Min	Top	287.8859	0	-22.3265	-91.5388	314.4225	-1180.3321
N1	DERUD08 Min	Bottom	331.9902	0	-22.3265	-91.5388	389.131	-1361.1598
N1	CIM09 Max	Top	191.9239	100.4158	30.3969	553.8499	209.6151	-786.8879
N1	CIM09 Max	Bottom	221.3268	100.4158	30.3969	553.8499	406.9808	-579.981
N1	CIM09 Min	Top	191.9239	-100.4158	-30.3969	-553.8499	209.615	-786.8882
N1	CIM09 Min	Bottom	221.3268	-100.4158	-30.3969	-553.8499	208.8693	-1234.8987
N1	CIM10 Max	Top	191.9239	30.1247	101.3229	544.1905	209.6151	-786.888
N1	CIM10 Max	Bottom	221.3268	30.1247	101.3229	544.1905	638.1108	-809.2022
N1	CIM10 Min	Top	191.9239	-30.1247	-101.3229	-544.1905	209.6149	-786.8881
N1	CIM10 Min	Bottom	221.3268	-30.1247	-101.3229	-544.1905	-22.2607	-1005.6775
N1	CIM11	Top	394.4932	0	0	0	509.7914	-1617.4221
N1	CIM11	Bottom	443.498	0	0	0	673.5961	-1818.3418
N1	CIM12	Top	405.3582	0	0	0	434.2593	-1661.9686
N1	CIM12	Bottom	454.363	0	0	0	598.0059	-1862.8883
N1	CIM13 Max	Top	405.3582	76.0291	23.1595	419.9369	434.2593	-1661.9685
N1	CIM13 Max	Bottom	454.363	76.0291	23.1595	419.9369	673.4769	-1614.9552
N1	CIM13 Min	Top	405.3582	-76.0291	-23.1595	-419.9369	434.2593	-1661.9687
N1	CIM13 Min	Bottom	454.363	-76.0291	-23.1595	-419.9369	522.5349	-2110.8214
N1	CIM14 Max	Top	405.3582	22.9522	76.7159	412.6432	434.2594	-1661.9686
N1	CIM14 Max	Bottom	454.363	22.9522	76.7159	412.6432	848.0037	-1788.0406
N1	CIM14 Min	Top	405.3582	-22.9522	-76.7159	-412.6432	434.2592	-1661.9687
N1	CIM14 Min	Bottom	454.363	-22.9522	-76.7159	-412.6432	348.0081	-1937.736
N1	CIM15	Top	19.1924	0	0	0	20.9615	-78.6888
N1	CIM15	Bottom	22.1327	0	0	0	30.7925	-90.744
N1	COMB9	Top	484.1338	0	0	0	423.8756	-1984.9487
N1	COMB9	Bottom	542.9396	0	0	0	620.3249	-2226.0524
N1	COMB10	Top	542.5998	0	0	0	628.6911	-2224.6593
N1	COMB10	Bottom	601.4056	0	0	0	825.1461	-2465.763
N1	COMB11	Top	460.5178	0	0	0	452.2147	-1888.1231
N1	COMB11	Bottom	519.3236	0	0	0	648.7196	-2129.2268
N1	DER09	Top	484.1338	0	0	0	423.8756	-1984.9487
N1	DER09	Bottom	542.9396	0	0	0	620.3249	-2226.0524
N1	DERUD09	Top	484.1338	0	0	0	423.8756	-1984.9487
N1	DERUD09	Bottom	542.9396	0	0	0	620.3249	-2226.0524
N1	DER10	Top	542.5998	0	0	0	628.6911	-2224.6593
N1	DER10	Bottom	601.4056	0	0	0	825.1461	-2465.763
N1	DERUD10	Top	542.5998	0	0	0	628.6911	-2224.6593
N1	DERUD10	Bottom	601.4056	0	0	0	825.1461	-2465.763
N1	DER11	Top	460.5178	0	0	0	452.2147	-1888.1231
N1	DER11	Bottom	519.3236	0	0	0	648.7196	-2129.2268
N1	DERUD11	Top	460.5178	0	0	0	452.2147	-1888.1231
N1	DERUD11	Bottom	519.3236	0	0	0	648.7196	-2129.2268

5.3 Point Results

Table 5.8 - Joint Reactions

Story	Joint Label	Unique Name	Load Case/Combo	FX kN	FY kN	FZ kN	MX kN-m	MY kN-m	MZ kN-m
Base	1	13	D	29.6393	-3.6139	143.7584	-4.1819	31.4445	0
Base	1	13	L	6.2562	-3.9253	22.5185	1.8079	6.6373	0
Base	1	13	LR	-2.7E-05	2.5461	6.8671	-2.6814	-2.864E-05	0
Base	1	13	EX Max	96.8659	52.4171	19.1628	98.1864	188.0642	11.8551
Base	1	13	EY Max	0.0003	65.2216	25.5676	127.0372	0.0004	0
Base	1	13	DISX Max	53.8144	29.1206	10.646	54.548	104.4801	6.5861
Base	1	13	DISY Max	0.0002	36.2342	14.2042	70.5762	0.0002	0
Base	1	13	W	0	0	0	0	0	0
Base	1	13	G	3.1281	3.1295	24.9935	-4.4589	3.3186	0
Base	1	13	DERUX Max	8.6258	4.5544	1.5646	8.5173	16.7402	1.0261

Story	Joint Label	Unique Name	Load Case/Combo	FX kN	FY kN	FZ kN	MX kN-m	MY kN-m	MZ kN-m
Base	1	13	DERUY Max	2.973E-05	5.589	2.1909	10.886	3.155E-05	0
Base	1	13	COMB1	41.495	-5.0594	201.2618	-5.8547	44.0224	0
Base	1	13	COMB2	45.5771	-9.3441	211.9733	-3.4664	48.3531	0
Base	1	13	COMB3	41.8233	-4.1882	206.016	-7.5007	44.3707	0
Base	1	13	COMB4	41.8233	-6.9889	198.4622	-4.5511	44.3707	0
Base	1	13	COMB5 Max	95.6378	31.7289	209.9359	72.5104	148.8509	6.5861
Base	1	13	COMB5 Min	-11.9911	-48.2529	180.1214	-78.9313	-60.1094	-6.5861
Base	1	13	COMB6 Max	57.9679	36.7084	212.4267	83.7302	75.715	1.9758
Base	1	13	COMB6 Min	25.6788	-53.2324	177.6306	-90.151	13.0265	-1.9758
Base	1	13	COMB7 Max	42.8199	41.7179	146.7806	83.1769	59.6443	1.9758
Base	1	13	COMB7 Min	10.5308	-48.2229	111.9845	-90.7043	-3.0441	-1.9758
Base	1	13	COMB8 Max	80.4898	36.7384	144.2898	71.9571	132.7803	6.5861
Base	1	13	COMB8 Min	-27.1391	-43.2434	114.4753	-79.4846	-76.1801	-6.5861
Base	1	13	ENVE Max	95.6378	41.7179	212.4267	83.7302	148.8509	6.5861
Base	1	13	ENVE Min	-27.1391	-53.2324	111.9845	-90.7043	-76.1801	-6.5861
Base	1	13	CIM01	29.6393	-3.6139	143.7584	-4.1819	31.4445	0
Base	1	13	CIM02	35.8955	-7.5392	166.2769	-2.374	38.0818	0
Base	1	13	CIM03	29.6393	-1.0678	150.6256	-6.8633	31.4445	0
Base	1	13	CIM04	34.3314	-4.6483	165.7977	-4.8371	36.4225	0
Base	1	13	CIM05 Max	67.3094	24.3797	154.1935	48.8226	104.5807	4.6103
Base	1	13	CIM05 Min	-8.0308	-31.6075	133.3233	-57.1865	-41.6916	-4.6103
Base	1	13	CIM06 Max	40.9404	27.8654	155.9371	56.6765	53.3855	1.3831
Base	1	13	CIM06 Min	18.3381	-35.0932	131.5798	-65.0404	9.5036	-1.3831
Base	1	13	CIM07 Max	62.8531	16.5831	173.7127	35.3656	91.797	3.4907
Base	1	13	CIM07 Min	5.8098	-25.8797	157.8826	-45.0397	-18.952	-3.4907
Base	1	13	CIM08 Max	42.9418	19.2151	175.0293	41.296	53.1394	1.0538
Base	1	13	CIM08 Min	25.721	-28.5117	156.5661	-50.9701	19.7056	-1.0538
Base	1	13	DER01	41.495	-5.0594	201.2618	-5.8547	44.0224	0
Base	1	13	DER02	45.5771	-9.3441	211.9733	-3.4664	48.3531	0
Base	1	13	DER03	41.8233	-4.1882	206.016	-7.5007	44.3707	0
Base	1	13	DER04	41.8233	-6.9889	198.4622	-4.5511	44.3707	0
Base	1	13	DER05 Max	138.6892	44.1551	214.1914	94.9759	232.4349	11.8551
Base	1	13	DER05 Min	-55.0425	-60.6791	175.8658	-101.3968	-143.6934	-11.8551
Base	1	13	DER06 Max	41.8237	56.9596	220.5962	123.8267	44.3711	0
Base	1	13	DER06 Min	41.823	-73.4836	169.461	-130.2476	44.3704	0
Base	1	13	DER07 Max	123.5412	49.1646	148.5454	94.4226	216.3643	11.8551
Base	1	13	DER07 Min	-70.1905	-55.6696	110.2198	-101.9501	-159.7641	-11.8551
Base	1	13	DER08 Max	26.6757	61.9691	154.9502	123.2734	28.3005	0
Base	1	13	DER08 Min	26.675	-68.4741	103.815	-130.8009	28.2997	0
Base	1	13	DERUD01	41.495	-5.0594	201.2618	-5.8547	44.0224	0
Base	1	13	DERUD02	45.5771	-9.3441	211.9733	-3.4664	48.3531	0
Base	1	13	DERUD03	41.8233	-4.1882	206.016	-7.5007	44.3707	0
Base	1	13	DERUD04	41.8233	-6.9889	198.4622	-4.5511	44.3707	0
Base	1	13	DERUD05 Max	50.4491	-3.7076	196.5933	5.3068	61.111	1.0261
Base	1	13	DERUD05 Min	33.1976	-12.8163	193.464	-11.7277	27.6305	-1.0261
Base	1	13	DERUD06 Max	41.8234	-2.673	197.2196	7.6756	44.3708	0
Base	1	13	DERUD06 Min	41.8233	-13.8509	192.8377	-14.0965	44.3707	0
Base	1	13	DERUD07 Max	35.3011	1.3019	130.9472	4.7535	45.0403	1.0261
Base	1	13	DERUD07 Min	18.0496	-7.8069	127.8179	-12.281	11.5598	-1.0261
Base	1	13	DERUD08 Max	26.6754	2.3365	131.5735	7.1223	28.3001	0
Base	1	13	DERUD08 Min	26.6753	-8.8414	127.1916	-14.6498	28.3001	0
Base	1	13	CIM09 Max	55.4537	25.8253	96.6901	50.4954	92.0028	4.6103
Base	1	13	CIM09 Min	-19.8865	-30.1619	75.82	-55.5138	-54.2694	-4.6103
Base	1	13	CIM10 Max	29.0847	29.311	98.4337	58.3493	40.8077	1.3831
Base	1	13	CIM10 Min	6.4824	-33.6476	74.0764	-63.3676	-3.0742	-1.3831
Base	1	13	CIM11	32.7673	-0.4843	168.752	-8.6408	34.7631	0
Base	1	13	CIM12	36.6775	-4.2107	179.3925	-6.1702	38.9114	0
Base	1	13	CIM13 Max	65.1991	17.0207	187.3075	34.0325	94.2859	3.4907
Base	1	13	CIM13 Min	8.1558	-25.4421	171.4774	-46.3728	-16.463	-3.4907
Base	1	13	CIM14 Max	45.2879	19.6527	188.6241	39.9629	55.6284	1.0538

Story	Joint Label	Unique Name	Load Case/Combo	FX kN	FY kN	FZ kN	MX kN-m	MY kN-m	MZ kN-m
Base	1	13	CIM14 Min	28.0671	-28.0742	170.1609	-52.3032	22.1945	-1.0538
Base	1	13	CIM15	1.7784	-0.2168	8.6255	-0.2509	1.8867	0
Base	1	13	COMB9	47.1411	-9.0524	221.0365	-4.3551	50.0124	0
Base	1	13	COMB10	46.8282	-3.2547	235.0183	-10.3446	49.6805	0
Base	1	13	COMB11	43.3874	-6.6972	207.5254	-5.4398	46.03	0
Base	1	13	DER09	47.1411	-9.0524	221.0365	-4.3551	50.0124	0
Base	1	13	DERUD09	47.1411	-9.0524	221.0365	-4.3551	50.0124	0
Base	1	13	DER10	46.8282	-3.2547	235.0183	-10.3446	49.6805	0
Base	1	13	DERUD10	46.8282	-3.2547	235.0183	-10.3446	49.6805	0
Base	1	13	DER11	43.3874	-6.6972	207.5254	-5.4398	46.03	0
Base	1	13	DERUD11	43.3874	-6.6972	207.5254	-5.4398	46.03	0
Base	2	15	D	8.011	3.6139	40.6806	-11.7737	8.4097	0.0208
Base	2	15	L	0.3118	3.9253	-2.8385	-6.4521	0.3265	0.001
Base	2	15	LR	0.0005	-2.5461	6.8679	2.6792	0.0011	-0.0002
Base	2	15	EX Max	48.3978	48.6237	22.8062	93.5832	96.4321	11.4171
Base	2	15	EY Max	0.0062	65.0506	25.5676	126.1842	0.0143	0.0019
Base	2	15	DISX Max	26.8877	27.0132	12.6701	51.9907	53.5734	6.3428
Base	2	15	DISY Max	0.0034	36.1392	14.2042	70.1024	0.0079	0.0011
Base	2	15	W	0	0	0	0	0	0
Base	2	15	G	0.1569	-3.1295	12.3165	2.1324	0.1655	0.0002
Base	2	15	DERUX Max	3.5822	4.2062	2.0162	8.0983	7.1582	0.9932
Base	2	15	DERUY Max	0.0005	5.5743	2.1909	10.813	0.0012	0.0002
Base	2	15	COMB1	11.2153	5.0594	56.9528	-16.4832	11.7736	0.0291
Base	2	15	COMB2	10.1123	9.3441	47.709	-23.1122	10.6145	0.0265
Base	2	15	COMB3	9.9258	4.1882	56.9668	-16.2938	10.4199	0.0257
Base	2	15	COMB4	9.9252	6.9889	49.4121	-19.2409	10.4186	0.0259
Base	2	15	COMB5 Max	36.8137	46.1169	62.9095	52.4408	63.9938	6.3691
Base	2	15	COMB5 Min	-16.9637	-29.593	29.0468	-93.6019	-43.1577	-6.3172
Base	2	15	COMB6 Max	17.9947	52.5052	63.9834	65.119	26.498	1.9299
Base	2	15	COMB6 Min	1.8552	-35.9812	27.9729	-106.2801	-5.6618	-1.878
Base	2	15	COMB7 Max	15.2796	47.4957	54.6178	75.1032	23.6487	1.9226
Base	2	15	COMB7 Min	-0.8599	-40.9907	18.6072	-96.2959	-8.5112	-1.8852
Base	2	15	COMB8 Max	34.0986	41.1074	53.5439	62.4251	61.1445	6.3618
Base	2	15	COMB8 Min	-19.6789	-34.6025	19.6812	-83.6177	-46.007	-6.3245
Base	2	15	ENVE Max	36.8137	52.5052	63.9834	75.1032	63.9938	6.3691
Base	2	15	ENVE Min	-19.6789	-40.9907	18.6072	-106.2801	-46.007	-6.3245
Base	2	15	CIM01	8.011	3.6139	40.6806	-11.7737	8.4097	0.0208
Base	2	15	CIM02	8.3228	7.5392	37.8421	-18.2258	8.7362	0.0218
Base	2	15	CIM03	8.0114	1.0678	47.5484	-9.0945	8.4108	0.0206
Base	2	15	CIM04	8.2452	4.6483	43.7026	-14.6034	8.6554	0.0214
Base	2	15	CIM05 Max	26.8331	30.1123	52.5325	39.3413	45.9127	4.4609
Base	2	15	CIM05 Min	-10.8111	-22.8846	28.8286	-62.8887	-29.0933	-4.4194
Base	2	15	CIM06 Max	13.6598	34.5841	53.2843	48.216	19.6656	1.3535
Base	2	15	CIM06 Min	2.3621	-27.3564	28.0769	-71.7634	-2.8463	-1.312
Base	2	15	CIM07 Max	22.4962	24.7476	52.6904	24.1681	37.0505	3.3833
Base	2	15	CIM07 Min	-6.0058	-15.451	34.7148	-53.3748	-19.7398	-3.3404
Base	2	15	CIM08 Max	12.5491	28.1242	53.258	30.8694	17.2313	1.0368
Base	2	15	CIM08 Min	3.9413	-18.8276	34.1471	-60.0761	0.0794	-0.994
Base	2	15	DER01	11.2153	5.0594	56.9528	-16.4832	11.7736	0.0291
Base	2	15	DER02	10.1123	9.3441	47.709	-23.1122	10.6145	0.0265
Base	2	15	DER03	9.9258	4.1882	56.9668	-16.2938	10.4199	0.0257
Base	2	15	DER04	9.9252	6.9889	49.4121	-19.2409	10.4186	0.0259
Base	2	15	DER05 Max	58.3228	56.8857	68.7843	73.0027	106.8502	11.443
Base	2	15	DER05 Min	-38.4728	-40.3617	23.172	-114.1638	-86.014	-11.3911
Base	2	15	DER06 Max	9.9312	73.3126	71.5458	105.6037	10.4324	0.0279
Base	2	15	DER06 Min	9.9188	-56.7886	20.4106	-146.7648	10.4038	0.024
Base	2	15	DER07 Max	55.6077	51.8762	59.4187	82.9869	104.0008	11.4357
Base	2	15	DER07 Min	-41.188	-45.3712	13.8064	-104.1795	-88.8633	-11.3984
Base	2	15	DER08 Max	7.2161	68.3031	62.1801	115.5879	7.583	0.0206
Base	2	15	DER08 Min	7.2037	-61.7981	11.0449	-136.7806	7.5545	0.0167

Story	Joint Label	Unique Name	Load Case/Combo	FX kN	FY kN	FZ kN	MX kN-m	MY kN-m	MZ kN-m
Base	2	15	DERUD01	11.2153	5.0594	56.9528	-16.4832	11.7736	0.0291
Base	2	15	DERUD02	10.1123	9.3441	47.709	-23.1122	10.6145	0.0265
Base	2	15	DERUD03	9.9258	4.1882	56.9668	-16.2938	10.4199	0.0257
Base	2	15	DERUD04	9.9252	6.9889	49.4121	-19.2409	10.4186	0.0259
Base	2	15	DERUD05 Max	13.5071	12.4681	47.9944	-12.4822	17.5763	1.0192
Base	2	15	DERUD05 Min	6.3428	4.0558	43.962	-28.6789	3.2599	-0.9673
Base	2	15	DERUD06 Max	9.9255	13.8363	48.1691	-9.7676	10.4193	0.0261
Base	2	15	DERUD06 Min	9.9245	2.6877	43.7872	-31.3935	10.4169	0.0258
Base	2	15	DERUD07 Max	10.792	7.4586	38.6287	-2.498	14.7269	1.0119
Base	2	15	DERUD07 Min	3.6277	-0.9537	34.5963	-18.6947	0.4105	-0.9746
Base	2	15	DERUD08 Max	7.2104	8.8268	38.8035	0.2166	7.5699	0.0188
Base	2	15	DERUD08 Min	7.2093	-2.3218	34.4216	-21.4093	7.5675	0.0185
Base	2	15	CIM09 Max	23.6287	28.6668	36.2603	44.0508	42.5488	4.4526
Base	2	15	CIM09 Min	-14.0155	-24.3301	12.5564	-58.1792	-32.4572	-4.4277
Base	2	15	CIM10 Max	10.4554	33.1386	37.012	52.9255	16.3018	1.3452
Base	2	15	CIM10 Min	-0.8422	-28.8019	11.8047	-67.0539	-6.2101	-1.3203
Base	2	15	CIM11	8.1678	0.4843	52.997	-9.6413	8.5751	0.021
Base	2	15	CIM12	8.3625	4.2107	47.789	-15.0135	8.7786	0.0217
Base	2	15	CIM13 Max	22.6135	24.31	56.7769	23.7579	37.1738	3.3836
Base	2	15	CIM13 Min	-5.8885	-15.8885	38.8012	-53.7849	-19.6165	-3.3402
Base	2	15	CIM14 Max	12.6664	27.6866	57.3445	30.4593	17.3546	1.0371
Base	2	15	CIM14 Min	4.0586	-19.2652	38.2336	-60.4862	0.2027	-0.9937
Base	2	15	CIM15	0.4807	0.2168	2.4408	-0.7064	0.5046	0.0012
Base	2	15	COMB9	10.1905	9.0524	50.4333	-23.3856	10.6967	0.0267
Base	2	15	COMB10	10.176	3.2547	65.6845	-17.1687	10.6828	0.0263
Base	2	15	COMB11	10.0034	6.6972	52.1364	-19.5143	10.5008	0.026
Base	2	15	DER09	10.1905	9.0524	50.4333	-23.3856	10.6967	0.0267
Base	2	15	DERUD09	10.1905	9.0524	50.4333	-23.3856	10.6967	0.0267
Base	2	15	DER10	10.176	3.2547	65.6845	-17.1687	10.6828	0.0263
Base	2	15	DERUD10	10.176	3.2547	65.6845	-17.1687	10.6828	0.0263
Base	2	15	DER11	10.0034	6.6972	52.1364	-19.5143	10.5008	0.026
Base	2	15	DERUD11	10.0034	6.6972	52.1364	-19.5143	10.5008	0.026
Base	3	16	D	-29.6393	-3.6139	143.7584	-4.1819	-31.4445	0
Base	3	16	L	-6.2562	-3.9253	22.5185	1.8079	-6.6373	0
Base	3	16	LR	2.7E-05	2.5461	6.8671	-2.6814	2.864E-05	0
Base	3	16	EX Max	96.8659	52.4171	19.1628	98.1864	188.0642	11.8551
Base	3	16	EY Max	0.0003	65.2216	25.5676	127.0372	0.0004	0
Base	3	16	DISX Max	53.8144	29.1206	10.646	54.548	104.4801	6.5861
Base	3	16	DISY Max	0.0002	36.2342	14.2042	70.5762	0.0002	0
Base	3	16	W	0	0	0	0	0	0
Base	3	16	G	-3.1281	3.1295	24.9935	-4.4589	-3.3186	0
Base	3	16	DERUX Max	8.6258	4.5544	1.5646	8.5173	16.7402	1.0261
Base	3	16	DERUY Max	2.973E-05	5.589	2.1909	10.886	3.155E-05	0
Base	3	16	COMB1	-41.495	-5.0594	201.2618	-5.8547	-44.0224	0
Base	3	16	COMB2	-45.5771	-9.3441	211.9733	-3.4664	-48.3531	0
Base	3	16	COMB3	-41.8233	-4.1882	206.016	-7.5007	-44.3707	0
Base	3	16	COMB4	-41.8233	-6.9889	198.4622	-4.5511	-44.3707	0
Base	3	16	COMB5 Max	11.9911	31.7289	209.9359	72.5104	60.1094	6.5861
Base	3	16	COMB5 Min	-95.6378	-48.2529	180.1214	-78.9313	-148.8509	-6.5861
Base	3	16	COMB6 Max	-25.6788	36.7084	212.4267	83.7302	-13.0265	1.9758
Base	3	16	COMB6 Min	-57.9679	-53.2324	177.6306	-90.151	-75.715	-1.9758
Base	3	16	COMB7 Max	-10.5308	41.7179	146.7806	83.1769	3.0441	1.9758
Base	3	16	COMB7 Min	-42.8199	-48.2229	111.9845	-90.7043	-59.6443	-1.9758
Base	3	16	COMB8 Max	27.1391	36.7384	144.2898	71.9571	76.1801	6.5861
Base	3	16	COMB8 Min	-80.4898	-43.2434	114.4753	-79.4846	-132.7803	-6.5861
Base	3	16	ENVE Max	27.1391	41.7179	212.4267	83.7302	76.1801	6.5861
Base	3	16	ENVE Min	-95.6378	-53.2324	111.9845	-90.7043	-148.8509	-6.5861
Base	3	16	CIM01	-29.6393	-3.6139	143.7584	-4.1819	-31.4445	0
Base	3	16	CIM02	-35.8955	-7.5392	166.2769	-2.374	-38.0818	0
Base	3	16	CIM03	-29.6393	-1.0678	150.6256	-6.8633	-31.4445	0

Story	Joint Label	Unique Name	Load Case/Combo	FX kN	FY kN	FZ kN	MX kN-m	MY kN-m	MZ kN-m
Base	3	16	CIM04	-34.3314	-4.6483	165.7977	-4.8371	-36.4225	0
Base	3	16	CIM05 Max	8.0308	24.3797	154.1935	48.8226	41.6916	4.6103
Base	3	16	CIM05 Min	-67.3094	-31.6075	133.3233	-57.1865	-104.5807	-4.6103
Base	3	16	CIM06 Max	-18.3381	27.8654	155.9371	56.6765	-9.5036	1.3831
Base	3	16	CIM06 Min	-40.9404	-35.0932	131.5798	-65.0404	-53.3855	-1.3831
Base	3	16	CIM07 Max	-5.8098	16.5831	173.7127	35.3656	18.952	3.4907
Base	3	16	CIM07 Min	-62.8531	-25.8797	157.8826	-45.0397	-91.797	-3.4907
Base	3	16	CIM08 Max	-25.721	19.2151	175.0293	41.296	-19.7056	1.0538
Base	3	16	CIM08 Min	-42.9418	-28.5117	156.5661	-50.9701	-53.1394	-1.0538
Base	3	16	DER01	-41.495	-5.0594	201.2618	-5.8547	-44.0224	0
Base	3	16	DER02	-45.5771	-9.3441	211.9733	-3.4664	-48.3531	0
Base	3	16	DER03	-41.8233	-4.1882	206.016	-7.5007	-44.3707	0
Base	3	16	DER04	-41.8233	-6.9889	198.4622	-4.5511	-44.3707	0
Base	3	16	DER05 Max	55.0425	44.1551	214.1914	94.9759	143.6934	11.8551
Base	3	16	DER05 Min	-138.6892	-60.6791	175.8658	-101.3968	-232.4349	-11.8551
Base	3	16	DER06 Max	-41.823	56.9596	220.5962	123.8267	-44.3704	0
Base	3	16	DER06 Min	-41.8237	-73.4836	169.461	-130.2476	-44.3711	0
Base	3	16	DER07 Max	70.1905	49.1646	148.5454	94.4226	159.7641	11.8551
Base	3	16	DER07 Min	-123.5412	-55.6696	110.2198	-101.9501	-216.3643	-11.8551
Base	3	16	DER08 Max	-26.675	61.9691	154.9502	123.2734	-28.2997	0
Base	3	16	DER08 Min	-26.6757	-68.4741	103.815	-130.8009	-28.3005	0
Base	3	16	DERUD01	-41.495	-5.0594	201.2618	-5.8547	-44.0224	0
Base	3	16	DERUD02	-45.5771	-9.3441	211.9733	-3.4664	-48.3531	0
Base	3	16	DERUD03	-41.8233	-4.1882	206.016	-7.5007	-44.3707	0
Base	3	16	DERUD04	-41.8233	-6.9889	198.4622	-4.5511	-44.3707	0
Base	3	16	DERUD05 Max	-33.1976	-3.7076	196.5933	5.3068	-27.6305	1.0261
Base	3	16	DERUD05 Min	-50.4491	-12.8163	193.464	-11.7277	-61.111	-1.0261
Base	3	16	DERUD06 Max	-41.8233	-2.673	197.2196	7.6756	-44.3707	0
Base	3	16	DERUD06 Min	-41.8234	-13.8509	192.8377	-14.0965	-44.3708	0
Base	3	16	DERUD07 Max	-18.0496	1.3019	130.9472	4.7535	-11.5598	1.0261
Base	3	16	DERUD07 Min	-35.3011	-7.8069	127.8179	-12.281	-45.0403	-1.0261
Base	3	16	DERUD08 Max	-26.6753	2.3365	131.5735	7.1223	-28.3001	0
Base	3	16	DERUD08 Min	-26.6754	-8.8414	127.1916	-14.6498	-28.3001	0
Base	3	16	CIM09 Max	19.8865	25.8253	96.6901	50.4954	54.2694	4.6103
Base	3	16	CIM09 Min	-55.4537	-30.1619	75.82	-55.5138	-92.0028	-4.6103
Base	3	16	CIM10 Max	-6.4824	29.311	98.4337	58.3493	3.0742	1.3831
Base	3	16	CIM10 Min	-29.0847	-33.6476	74.0764	-63.3676	-40.8077	-1.3831
Base	3	16	CIM11	-32.7673	-0.4843	168.752	-8.6408	-34.7631	0
Base	3	16	CIM12	-36.6775	-4.2107	179.3925	-6.1702	-38.9114	0
Base	3	16	CIM13 Max	-8.1558	17.0207	187.3075	34.0325	16.463	3.4907
Base	3	16	CIM13 Min	-65.1991	-25.4421	171.4774	-46.3728	-94.2859	-3.4907
Base	3	16	CIM14 Max	-28.0671	19.6527	188.6241	39.9629	-22.1945	1.0538
Base	3	16	CIM14 Min	-45.2879	-28.0742	170.1609	-52.3032	-55.6284	-1.0538
Base	3	16	CIM15	-1.7784	-0.2168	8.6255	-0.2509	-1.8867	0
Base	3	16	COMB9	-47.1411	-9.0524	221.0365	-4.3551	-50.0124	0
Base	3	16	COMB10	-46.8282	-3.2547	235.0183	-10.3446	-49.6805	0
Base	3	16	COMB11	-43.3874	-6.6972	207.5254	-5.4398	-46.03	0
Base	3	16	DER09	-47.1411	-9.0524	221.0365	-4.3551	-50.0124	0
Base	3	16	DERUD09	-47.1411	-9.0524	221.0365	-4.3551	-50.0124	0
Base	3	16	DER10	-46.8282	-3.2547	235.0183	-10.3446	-49.6805	0
Base	3	16	DERUD10	-46.8282	-3.2547	235.0183	-10.3446	-49.6805	0
Base	3	16	DER11	-43.3874	-6.6972	207.5254	-5.4398	-46.03	0
Base	3	16	DERUD11	-43.3874	-6.6972	207.5254	-5.4398	-46.03	0
Base	4	18	D	-8.011	3.6139	40.6806	-11.7737	-8.4097	-0.0208
Base	4	18	L	-0.3118	3.9253	-2.8385	-6.4521	-0.3265	-0.001
Base	4	18	LR	-0.0005	-2.5461	6.8679	2.6792	-0.0011	0.0002
Base	4	18	EX Max	48.3978	48.6237	22.8062	93.5832	96.4321	11.4171
Base	4	18	EY Max	0.0062	65.0506	25.5676	126.1842	0.0143	0.0019
Base	4	18	DISX Max	26.8877	27.0132	12.6701	51.9907	53.5734	6.3428
Base	4	18	DISY Max	0.0034	36.1392	14.2042	70.1024	0.0079	0.0011

Story	Joint Label	Unique Name	Load Case/Combo	FX kN	FY kN	FZ kN	MX kN-m	MY kN-m	MZ kN-m
Base	4	18	W	0	0	0	0	0	0
Base	4	18	G	-0.1569	-3.1295	12.3165	2.1324	-0.1655	-0.0002
Base	4	18	DERUX Max	3.5822	4.2062	2.0162	8.0983	7.1582	0.9932
Base	4	18	DERUY Max	0.0005	5.5743	2.1909	10.813	0.0012	0.0002
Base	4	18	COMB1	-11.2153	5.0594	56.9528	-16.4832	-11.7736	-0.0291
Base	4	18	COMB2	-10.1123	9.3441	47.709	-23.1122	-10.6145	-0.0265
Base	4	18	COMB3	-9.9258	4.1882	56.9668	-16.2938	-10.4199	-0.0257
Base	4	18	COMB4	-9.9252	6.9889	49.4121	-19.2409	-10.4186	-0.0259
Base	4	18	COMB5 Max	16.9637	46.1169	62.9095	52.4408	43.1577	6.3172
Base	4	18	COMB5 Min	-36.8137	-29.593	29.0468	-93.6019	-63.9938	-6.3691
Base	4	18	COMB6 Max	-1.8552	52.5052	63.9834	65.119	5.6618	1.878
Base	4	18	COMB6 Min	-17.9947	-35.9812	27.9729	-106.2801	-26.498	-1.9299
Base	4	18	COMB7 Max	0.8599	47.4957	54.6178	75.1032	8.5112	1.8852
Base	4	18	COMB7 Min	-15.2796	-40.9907	18.6072	-96.2959	-23.6487	-1.9226
Base	4	18	COMB8 Max	19.6789	41.1074	53.5439	62.4251	46.007	6.3245
Base	4	18	COMB8 Min	-34.0986	-34.6025	19.6812	-83.6177	-61.1445	-6.3618
Base	4	18	ENVE Max	19.6789	52.5052	63.9834	75.1032	46.007	6.3245
Base	4	18	ENVE Min	-36.8137	-40.9907	18.6072	-106.2801	-63.9938	-6.3691
Base	4	18	CIM01	-8.011	3.6139	40.6806	-11.7737	-8.4097	-0.0208
Base	4	18	CIM02	-8.3228	7.5392	37.8421	-18.2258	-8.7362	-0.0218
Base	4	18	CIM03	-8.0114	1.0678	47.5484	-9.0945	-8.4108	-0.0206
Base	4	18	CIM04	-8.2452	4.6483	43.7026	-14.6034	-8.6554	-0.0214
Base	4	18	CIM05 Max	10.8111	30.1123	52.5325	39.3413	29.0933	4.4194
Base	4	18	CIM05 Min	-26.8331	-22.8846	28.8286	-62.8887	-45.9127	-4.4609
Base	4	18	CIM06 Max	-2.3621	34.5841	53.2843	48.216	2.8463	1.312
Base	4	18	CIM06 Min	-13.6598	-27.3564	28.0769	-71.7634	-19.6656	-1.3535
Base	4	18	CIM07 Max	6.0058	24.7476	52.6904	24.1681	19.7398	3.3404
Base	4	18	CIM07 Min	-22.4962	-15.451	34.7148	-53.3748	-37.0505	-3.3833
Base	4	18	CIM08 Max	-3.9413	28.1242	53.258	30.8694	-0.0794	0.994
Base	4	18	CIM08 Min	-12.5491	-18.8276	34.1471	-60.0761	-17.2313	-1.0368
Base	4	18	DER01	-11.2153	5.0594	56.9528	-16.4832	-11.7736	-0.0291
Base	4	18	DER02	-10.1123	9.3441	47.709	-23.1122	-10.6145	-0.0265
Base	4	18	DER03	-9.9258	4.1882	56.9668	-16.2938	-10.4199	-0.0257
Base	4	18	DER04	-9.9252	6.9889	49.4121	-19.2409	-10.4186	-0.0259
Base	4	18	DER05 Max	38.4728	56.8857	68.7843	73.0027	86.014	11.3911
Base	4	18	DER05 Min	-58.3228	-40.3617	23.172	-114.1638	-106.8502	-11.443
Base	4	18	DER06 Max	-9.9188	73.3126	71.5458	105.6037	-10.4038	-0.024
Base	4	18	DER06 Min	-9.9312	-56.7886	20.4106	-146.7648	-10.4324	-0.0279
Base	4	18	DER07 Max	41.188	51.8762	59.4187	82.9869	88.8633	11.3984
Base	4	18	DER07 Min	-55.6077	-45.3712	13.8064	-104.1795	-104.0008	-11.4357
Base	4	18	DER08 Max	-7.2037	68.3031	62.1801	115.5879	-7.5545	-0.0167
Base	4	18	DER08 Min	-7.2161	-61.7981	11.0449	-136.7806	-7.583	-0.0206
Base	4	18	DERUD01	-11.2153	5.0594	56.9528	-16.4832	-11.7736	-0.0291
Base	4	18	DERUD02	-10.1123	9.3441	47.709	-23.1122	-10.6145	-0.0265
Base	4	18	DERUD03	-9.9258	4.1882	56.9668	-16.2938	-10.4199	-0.0257
Base	4	18	DERUD04	-9.9252	6.9889	49.4121	-19.2409	-10.4186	-0.0259
Base	4	18	DERUD05 Max	-6.3428	12.4681	47.9944	-12.4822	-3.2599	0.9673
Base	4	18	DERUD05 Min	-13.5071	4.0558	43.962	-28.6789	-17.5763	-1.0192
Base	4	18	DERUD06 Max	-9.9245	13.8363	48.1691	-9.7676	-10.4169	-0.0258
Base	4	18	DERUD06 Min	-9.9255	2.6877	43.7872	-31.3935	-10.4193	-0.0261
Base	4	18	DERUD07 Max	-3.6277	7.4586	38.6287	-2.498	-0.4105	0.9746
Base	4	18	DERUD07 Min	-10.792	-0.9537	34.5963	-18.6947	-14.7269	-1.0119
Base	4	18	DERUD08 Max	-7.2093	8.8268	38.8035	0.2166	-7.5675	-0.0185
Base	4	18	DERUD08 Min	-7.2104	-2.3218	34.4216	-21.4093	-7.5699	-0.0188
Base	4	18	CIM09 Max	14.0155	28.6668	36.2603	44.0508	32.4572	4.4277
Base	4	18	CIM09 Min	-23.6287	-24.3301	12.5564	-58.1792	-42.5488	-4.4526
Base	4	18	CIM10 Max	0.8422	33.1386	37.012	52.9255	6.2101	1.3203
Base	4	18	CIM10 Min	-10.4554	-28.8019	11.8047	-67.0539	-16.3018	-1.3452
Base	4	18	CIM11	-8.1678	0.4843	52.997	-9.6413	-8.5751	-0.021
Base	4	18	CIM12	-8.3625	4.2107	47.789	-15.0135	-8.7786	-0.0217

Story	Joint Label	Unique Name	Load Case/Combo	FX kN	FY kN	FZ kN	MX kN-m	MY kN-m	MZ kN-m
Base	4	18	CIM13 Max	5.8885	24.31	56.7769	23.7579	19.6165	3.3402
Base	4	18	CIM13 Min	-22.6135	-15.8885	38.8012	-53.7849	-37.1738	-3.3836
Base	4	18	CIM14 Max	-4.0586	27.6866	57.3445	30.4593	-0.2027	0.9937
Base	4	18	CIM14 Min	-12.6664	-19.2652	38.2336	-60.4862	-17.3546	-1.0371
Base	4	18	CIM15	-0.4807	0.2168	2.4408	-0.7064	-0.5046	-0.0012
Base	4	18	COMB9	-10.1905	9.0524	50.4333	-23.3856	-10.6967	-0.0267
Base	4	18	COMB10	-10.176	3.2547	65.6845	-17.1687	-10.6828	-0.0263
Base	4	18	COMB11	-10.0034	6.6972	52.1364	-19.5143	-10.5008	-0.026
Base	4	18	DER09	-10.1905	9.0524	50.4333	-23.3856	-10.6967	-0.0267
Base	4	18	DERUD09	-10.1905	9.0524	50.4333	-23.3856	-10.6967	-0.0267
Base	4	18	DER10	-10.176	3.2547	65.6845	-17.1687	-10.6828	-0.0263
Base	4	18	DERUD10	-10.176	3.2547	65.6845	-17.1687	-10.6828	-0.0263
Base	4	18	DER11	-10.0034	6.6972	52.1364	-19.5143	-10.5008	-0.026
Base	4	18	DERUD11	-10.0034	6.6972	52.1364	-19.5143	-10.5008	-0.026

5.4 Modal Results

Table 5.9 - Modal Periods and Frequencies

Case	Mode	Period sec	Frequency cyc/sec	Circular Frequency rad/sec	Eigenvalue rad²/sec²
Modal	1	0.229	4.363	27.4153	751.5988
Modal	2	0.191	5.24	32.9251	1084.0614
Modal	3	0.157	6.372	40.0362	1602.9007
Modal	4	0.048	20.821	130.8221	17114.4348
Modal	5	0.016	61.532	386.6142	149470.533
Modal	6	0.015	64.776	407.0013	165650.062
Modal	7	0.014	69.466	436.4683	190504.5581

Table 5.10 - Modal Participating Mass Ratios (Part 1 of 2)

Case	Mode	Period sec	UX	UY	UZ	Sum UX	Sum UY	Sum UZ
Modal	1	0.229	0.6646	0	0	0.6646	0	0
Modal	2	0.191	0	1	0	0.6646	1	0
Modal	3	0.157	0.3347	0	0	0.9993	1	0
Modal	4	0.048	0.0007	0	0	1	1	0
Modal	5	0.016	0	0	0	1	1	0
Modal	6	0.015	0	1.418E-05	0	1	1	0
Modal	7	0.014	0	0	0	1	1	0

Table 5.10 - Modal Participating Mass Ratios (Part 2 of 2)

Case	Mode	RX	RY	RZ	Sum RX	Sum RY	Sum RZ
Modal	1	0	0.6646	0.3605	0	0.6646	0.3605
Modal	2	1	0	0	1	0.6646	0.3605
Modal	3	0	0.3347	0.639	1	0.9993	0.9995
Modal	4	0	0.0007	0.0005	1	1	1
Modal	5	0	0	1.256E-05	1	1	1
Modal	6	1.418E-05	0	0	1	1	1
Modal	7	0	0	0	1	1	1

Table 5.11 - Modal Load Participation Ratios

Case	Item Type	Item	Static %	Dynamic %
Modal	Acceleration	UX	100	100
Modal	Acceleration	UY	100	100
Modal	Acceleration	UZ	0	0

Table 5.12 - Modal Direction Factors

Case	Mode	Period sec	UX	UY	UZ	RZ
Modal	1	0.229	0.673	0	0	0.327
Modal	2	0.191	0	1	0	0
Modal	3	0.157	0.34	0	0	0.66
Modal	4	0.048	0.062	0	0	0.938
Modal	5	0.016	0	0	0	1
Modal	6	0.015	0	1	0	0
Modal	7	0.014	0	1	0	0

6 Design Data

This chapter provides design data and results.

6.1 Concrete Frame Design

Table 6.1 - Concrete Frame Preferences - ACI 318-08

Item	Value
Multi-Response Design	Step-by-Step
Seismic Design Category	D
# Interaction Curves	24
# Interaction Points	11
Minimum Eccentricity	Yes
Phi (Tension)	0.9
Phi (Compression Tied)	0.65
Phi (Compression Spiral)	0.7
Phi (Shear and Torsion)	0.85
Phi (Shear Seismic)	0.6
Phi (Shear Joint)	0.85
Pattern Live Load Factor	0.75
D/C Ratio Limit	0.95

Table 6.2 - Concrete Column Overwrites - ACI 318-08 (Part 1 of 2)

Story	Label	Unique Name	Design Type	Design Section	LLRF	LMajor	LMinor	KMajor	KMinor	CmMajor	CmMinor
N1	C1	7	Column	Program Determined	0.904777	0.846154	0.846154	1	1	1	1
N1	C2	8	Column	Program Determined	1	0.846154	0.846154	1	1	1	1
N1	C3	9	Column	Program Determined	0.904777	0.846154	0.846154	1	1	1	1
N1	C4	10	Column	Program Determined	1	0.846154	0.846154	1	1	1	1

Table 6.2 - Concrete Column Overwrites - ACI 318-08 (Part 2 of 2)

Story	Label	Unique Name	DnsMajor	DnsMinor	DsMajor	DsMinor
N1	C1	7	1	1	1	1
N1	C2	8	1	1	1	1
N1	C3	9	1	1	1	1
N1	C4	10	1	1	1	1

Table 6.3 - Concrete Beam Overwrites - ACI 318-08

Story	Label	Unique Name	Design Type	Design Section	LLRF	LMajor	LMinor
N1	B1	13	Beam	Program Determined	0.883452	0.940299	0.940299
N1	B2	14	Beam	Program Determined	0.883452	0.940299	0.940299
N1	B4	16	Beam	Program Determined	1	0.95122	0.95122
N1	B6	18	Beam	Program Determined	1	0.95122	0.95122
N1	B8	2	Beam	Program Determined	1	0.916667	0.916667
N1	B15	22	Beam	Program Determined	1	1	1
N1	B17	4	Beam	Program Determined	1	0.916667	0.916667

Table 6.4 - Concrete Column PMM Envelope

Label	Story	Section	Location	P kN	M Major kN-m	M Minor kN-m	PMM Combo	PMM Ratio or Rebar %

Label	Story	Section	Location	P kN	M Major kN-m	M Minor kN-m	PMM Combo	PMM Ratio or Rebar %
C1	N1	C40X40	Top	167.6817	114.8813	-60.5301	COMB5	1.57 %
C1	N1	C40X40	Bottom	209.9359	-148.8509	-78.9313	COMB5	2.48 %
C2	N1	C40X40	Top	39.6967	17.0132	-1.0585	COMB11	1 %
C2	N1	C40X40	Bottom	29.0468	-63.9938	-93.6019	COMB5	1.45 %
C3	N1	C40X40	Top	167.6817	-114.8813	-60.5301	COMB5	1.57 %
C3	N1	C40X40	Bottom	209.9359	148.8509	-78.9313	COMB5	2.48 %
C4	N1	C40X40	Top	39.6967	-17.0132	-1.0585	COMB11	1 %
C4	N1	C40X40	Bottom	29.0468	63.9938	-93.6019	COMB5	1.45 %

Table 6.5 - Concrete Column Shear Envelope

Label	Story	Section	Location	V Major kN	Major Combo	At Major cm²/m	V Minor kN	Minor Combo	At Minor cm²/m
C1	N1	C40X40	Top	43.3874	COMB11	3.33	43.2434	COMB8	3.33
C1	N1	C40X40	Bottom	43.3874	COMB11	3.33	43.2434	COMB8	3.33
C2	N1	C40X40	Top	10.0034		0	41.1074	COMB8	3.33
C2	N1	C40X40	Bottom	10.0034		0	41.1074	COMB8	3.33
C3	N1	C40X40	Top	43.3874	COMB11	3.33	43.2434	COMB8	3.33
C3	N1	C40X40	Bottom	43.3874	COMB11	3.33	43.2434	COMB8	3.33
C4	N1	C40X40	Top	10.0034		0	41.1074	COMB8	3.33
C4	N1	C40X40	Bottom	10.0034		0	41.1074	COMB8	3.33

Table 6.6 - Concrete Beam Flexure Envelope

Label	Story	Section	Location	(-) Moment kN-m	(-) Combo	As Top cm²	(+) Moment kN-m	(+) Combo	As Bot cm²
B1	N1	V30X50	End-I	-138.2179	COMB6	9	0	COMB7	2
B1	N1	V30X50	Middle	-34.6781	COMB6	3	43.0417	COMB6	4
B1	N1	V30X50	End-J	0	COMB7	4	56.3731	COMB7	4
B2	N1	V30X50	End-I	-138.2179	COMB6	9	0	COMB7	2
B2	N1	V30X50	Middle	-34.6781	COMB6	3	43.0417	COMB6	4
B2	N1	V30X50	End-J	0	COMB7	4	56.3731	COMB7	4
B4	N1	V30X50	End-I	-114.232	COMB5	7	61.4394	COMB5	4
B4	N1	V30X50	Middle	0	COMB11	0	89.2811	COMB2	6
B4	N1	V30X50	End-J	-114.232	COMB5	7	61.4394	COMB5	4
B6	N1	V30X50	End-I	-45.9891	COMB5	4	26.2568	COMB5	2
B6	N1	V30X50	Middle	-3.0436	COMB8	0.112	26.2582	COMB5	2
B6	N1	V30X50	End-J	-45.9891	COMB5	4	26.2568	COMB5	2
B8	N1	V30X50	End-I	-24.6909	COMB9	2	0.8305	COMB8	0.06586
B8	N1	V30X50	Middle	-90.0101	COMB9	6	0	COMB11	0
B8	N1	V30X50	End-J	-131.6647	COMB9	8	0	COMB11	0
B15	N1	VB20X50	End-I	-33.2651	COMB5	2	45.5331	COMB9	3
B15	N1	VB20X50	Middle	0	COMB11	0	86.258	COMB9	5
B15	N1	VB20X50	End-J	-33.2651	COMB5	2	45.5331	COMB9	3
B17	N1	V30X50	End-I	-24.6909	COMB9	2	0.8305	COMB8	0.06586
B17	N1	V30X50	Middle	-90.0101	COMB9	6	0	COMB11	0
B17	N1	V30X50	End-J	-131.6647	COMB9	8	0	COMB11	0

Table 6.7 - Concrete Beam Shear Envelope

Label	Story	Section	Location	V kN	V Combo	At cm²/m	T for At kN-m	T Combo At	At Torsion cm²/m	T for As kN-m	T Combo As	As Torsion cm²
B1	N1	V30X50	End-I	40.3793	COMB7	2.5	5.013	COMB5	1.81	5.013	COMB5	5
B1	N1	V30X50	Middle	1.4687	COMB1	0.52	5.013	COMB5	1.81	5.013	COMB5	5
B1	N1	V30X50	End-J	19.7524	COMB1	0.52	5.013	COMB5	1.81	5.013	COMB5	5
B2	N1	V30X50	End-I	40.3793	COMB7	0.77	5.013	COMB5	1.81	5.013	COMB5	5
B2	N1	V30X50	Middle	1.4687	COMB1	0.52	5.013	COMB5	1.81	5.013	COMB5	5
B2	N1	V30X50	End-J	19.7524	COMB1	0.52	5.013	COMB5	1.81	5.013	COMB5	5
B4	N1	V30X50	End-I	43.788	COMB11	2.5	0	COMB11	0	0	COMB11	0

Label	Story	Section	Location	V kN	V Combo	At cm²/m	T for At kN-m	T Combo At	At Torsion cm²/m	T for As kN-m	T Combo As	As Torsion cm²
B4	N1	V30X50	Middle	42.2805	COMB5	2.5	0	COMB11	0	0	COMB11	0
B4	N1	V30X50	End-J	72.9799	COMB11	2.5	0	COMB11	0	0	COMB11	0
B6	N1	V30X50	End-I	9.9235	COMB11	0	0	COMB11	0	0	COMB11	0
B6	N1	V30X50	Middle	6.6156	COMB11	0	0	COMB11	0	0	COMB11	0
B6	N1	V30X50	End-J	16.5391	COMB11	0	0	COMB11	0	0	COMB11	0
B8	N1	V30X50	End-I		O/S		33.2651	COMB5	7.27	33.2651	COMB5	9
B8	N1	V30X50	Middle		O/S		33.2651	COMB5	7.27	33.2651	COMB5	9
B8	N1	V30X50	End-J		O/S		33.2651	COMB5	7.27	33.2651	COMB5	9
B15	N1	VB20X50	End-I	29.5672	COMB11	1.67	0	COMB11	0	0	COMB11	0
B15	N1	VB20X50	Middle	19.7115	COMB11	0	0	COMB11	0	0	COMB11	0
B15	N1	VB20X50	End-J	49.2787	COMB11	1.67	0	COMB11	0	0	COMB11	0
B17	N1	V30X50	End-I		O/S		33.2651	COMB5	7.27	33.2651	COMB5	9
B17	N1	V30X50	Middle		O/S		33.2651	COMB5	7.27	33.2651	COMB5	9
B17	N1	V30X50	End-J		O/S		33.2651	COMB5	7.27	33.2651	COMB5	9

Table 6.8 - Concrete Joint Envelope

Label	Story	Section	B/C Major Combo	B/C Major Ratio	B/C Minor Combo	B/C Minor Ratio	JS Major Combo	JS Major Ratio	JS Minor Combo	JS Minor Ratio
C1	N1	C40X40								
C2	N1	C40X40								
C3	N1	C40X40								
C4	N1	C40X40								

Table 6.9 - Concrete Column Summary - ACI 318-08 (Part 1 of 2)

Story	Label	Unique Name	Station mm	Design Section	Design/Check	Status	PMM Ratio	PMM Combo	As,min cm²	As cm²
N1	C1	7	0	C40X40	Design	No Message		COMB5	16	40
N1	C1	7	275	C40X40	Design	No Message		COMB5	16	28
N1	C1	7	550	C40X40	Design	No Message		COMB5	16	20
N1	C1	7	825	C40X40	Design	No Message		COMB11	16	16
N1	C1	7	1100	C40X40	Design	No Message		COMB11	16	16
N1	C1	7	1375	C40X40	Design	No Message		COMB11	16	16
N1	C1	7	1650	C40X40	Design	No Message		COMB11	16	16
N1	C1	7	1925	C40X40	Design	No Message		COMB11	16	16
N1	C1	7	2200	C40X40	Design	No Message		COMB11	16	16
N1	C1	7	2475	C40X40	Design	No Message		COMB11	16	16
N1	C1	7	2750	C40X40	Design	No Message		COMB5	16	25
N1	C2	8	0	C40X40	Design	No Message		COMB5	16	23
N1	C2	8	275	C40X40	Design	No Message		COMB5	16	18
N1	C2	8	550	C40X40	Design	No Message		COMB11	16	16
N1	C2	8	825	C40X40	Design	No Message		COMB11	16	16
N1	C2	8	1100	C40X40	Design	No Message		COMB11	16	16
N1	C2	8	1375	C40X40	Design	No Message		COMB11	16	16
N1	C2	8	1650	C40X40	Design	No Message		COMB11	16	16
N1	C2	8	1925	C40X40	Design	No Message		COMB11	16	16
N1	C2	8	2200	C40X40	Design	No Message		COMB11	16	16
N1	C2	8	2475	C40X40	Design	No Message		COMB11	16	16
N1	C2	8	2750	C40X40	Design	No Message		COMB11	16	16
N1	C3	9	0	C40X40	Design	No Message		COMB5	16	40
N1	C3	9	275	C40X40	Design	No Message		COMB5	16	28
N1	C3	9	550	C40X40	Design	No Message		COMB5	16	20
N1	C3	9	825	C40X40	Design	No Message		COMB11	16	16
N1	C3	9	1100	C40X40	Design	No Message		COMB11	16	16
N1	C3	9	1375	C40X40	Design	No Message		COMB11	16	16
N1	C3	9	1650	C40X40	Design	No Message		COMB11	16	16
N1	C3	9	1925	C40X40	Design	No Message		COMB11	16	16
N1	C3	9	2200	C40X40	Design	No Message		COMB11	16	16
N1	C3	9	2475	C40X40	Design	No Message		COMB11	16	16
N1	C3	9	2750	C40X40	Design	No Message		COMB5	16	25

Story	Label	Unique Name	Station mm	Design Section	Design/Check	Status	PMM Ratio	PMM Combo	As,min cm²	As cm²
N1	C4	10	0	C40X40	Design	No Message		COMB5	16	23
N1	C4	10	275	C40X40	Design	No Message		COMB5	16	18
N1	C4	10	550	C40X40	Design	No Message		COMB11	16	16
N1	C4	10	825	C40X40	Design	No Message		COMB11	16	16
N1	C4	10	1100	C40X40	Design	No Message		COMB11	16	16
N1	C4	10	1375	C40X40	Design	No Message		COMB11	16	16
N1	C4	10	1650	C40X40	Design	No Message		COMB11	16	16
N1	C4	10	1925	C40X40	Design	No Message		COMB11	16	16
N1	C4	10	2200	C40X40	Design	No Message		COMB11	16	16
N1	C4	10	2475	C40X40	Design	No Message		COMB11	16	16
N1	C4	10	2750	C40X40	Design	No Message		COMB11	16	16

Table 6.9 - Concrete Column Summary - ACI 318-08 (Part 2 of 2)

Story	Label	Unique Name	Station mm	Mid Bar As cm²	Corner Bar As cm²	V Major Combo	At V Major cm²/m	V Minor Combo	At V Minor cm²/m	Warnings	Errors
N1	C1	7	0	4	6	COMB11	3.33	COMB8	3.33	No Message	No Message
N1	C1	7	275	3	4	COMB11	3.33	COMB8	3.33	No Message	No Message
N1	C1	7	550	2	3	COMB11	3.33	COMB8	3.33	No Message	No Message
N1	C1	7	825	2	2	COMB11	3.33	COMB8	3.33	No Message	No Message
N1	C1	7	1100	2	2	COMB11	3.33	COMB8	3.33	No Message	No Message
N1	C1	7	1375	2	2	COMB11	3.33	COMB8	3.33	No Message	No Message
N1	C1	7	1650	2	2	COMB11	3.33	COMB8	3.33	No Message	No Message
N1	C1	7	1925	2	2	COMB11	3.33	COMB8	3.33	No Message	No Message
N1	C1	7	2200	2	2	COMB11	3.33	COMB8	3.33	No Message	No Message
N1	C1	7	2475	2	2	COMB11	3.33	COMB8	3.33	No Message	No Message
N1	C1	7	2750	3	4	COMB11	3.33	COMB8	3.33	No Message	No Message
N1	C2	8	0	2	3	COMB11	0	COMB8	3.33	No Message	No Message
N1	C2	8	275	2	3	COMB11	0	COMB8	3.33	No Message	No Message
N1	C2	8	550	2	2	COMB11	0	COMB8	3.33	No Message	No Message
N1	C2	8	825	2	2	COMB11	0	COMB8	3.33	No Message	No Message
N1	C2	8	1100	2	2	COMB11	0	COMB8	3.33	No Message	No Message
N1	C2	8	1375	2	2	COMB11	0	COMB8	3.33	No Message	No Message
N1	C2	8	1650	2	2	COMB11	0	COMB8	3.33	No Message	No Message
N1	C2	8	1925	2	2	COMB11	0	COMB8	3.33	No Message	No Message
N1	C2	8	2200	2	2	COMB11	0	COMB8	3.33	No Message	No Message
N1	C2	8	2475	2	2	COMB11	0	COMB8	3.33	No Message	No Message
N1	C2	8	2750	2	2	COMB11	0	COMB8	3.33	No Message	No Message
N1	C3	9	0	4	6	COMB11	3.33	COMB8	3.33	No Message	No Message
N1	C3	9	275	3	4	COMB11	3.33	COMB8	3.33	No Message	No Message
N1	C3	9	550	2	3	COMB11	3.33	COMB8	3.33	No Message	No Message
N1	C3	9	825	2	2	COMB11	3.33	COMB8	3.33	No Message	No Message
N1	C3	9	1100	2	2	COMB11	3.33	COMB8	3.33	No Message	No Message

Story	Label	Unique Name	Station mm	Mid Bar As cm²	Corner Bar As cm²	V Major Combo	At V Major cm²/m	V Minor Combo	At V Minor cm²/m	Warnings	Errors
N1	C3	9	1375	2	2	COMB11	3.33	COMB8	3.33	No Message	No Message
N1	C3	9	1650	2	2	COMB11	3.33	COMB8	3.33	No Message	No Message
N1	C3	9	1925	2	2	COMB11	3.33	COMB8	3.33	No Message	No Message
N1	C3	9	2200	2	2	COMB11	3.33	COMB8	3.33	No Message	No Message
N1	C3	9	2475	2	2	COMB11	3.33	COMB8	3.33	No Message	No Message
N1	C3	9	2750	3	4	COMB11	3.33	COMB8	3.33	No Message	No Message
N1	C4	10	0	2	3	COMB11	0	COMB8	3.33	No Message	No Message
N1	C4	10	275	2	3	COMB11	0	COMB8	3.33	No Message	No Message
N1	C4	10	550	2	2	COMB11	0	COMB8	3.33	No Message	No Message
N1	C4	10	825	2	2	COMB11	0	COMB8	3.33	No Message	No Message
N1	C4	10	1100	2	2	COMB11	0	COMB8	3.33	No Message	No Message
N1	C4	10	1375	2	2	COMB11	0	COMB8	3.33	No Message	No Message
N1	C4	10	1650	2	2	COMB11	0	COMB8	3.33	No Message	No Message
N1	C4	10	1925	2	2	COMB11	0	COMB8	3.33	No Message	No Message
N1	C4	10	2200	2	2	COMB11	0	COMB8	3.33	No Message	No Message
N1	C4	10	2475	2	2	COMB11	0	COMB8	3.33	No Message	No Message
N1	C4	10	2750	2	2	COMB11	0	COMB8	3.33	No Message	No Message

Table 6.10 - Concrete Beam Summary - ACI 318-08 (Part 1 of 2)

Story	Label	Unique Name	Station mm	Design Section	Status	As Top Combo	As,min Top cm²	As Top cm²	As Bottom Combo	As,min Bottom cm²	As Bottom cm²
N1	B1	13	200	V30X50	No Message	COMB6	4	9	COMB6	0.4764	0.4764
N1	B1	13	830	V30X50	No Message	COMB6	4	7	COMB7	1	1
N1	B1	13	1460	V30X50	No Message	COMB7	4	4	COMB7	2	2
N1	B1	13	2090	V30X50	No Message	COMB6	3	3	COMB7	2	2
N1	B1	13	2720	V30X50	No Message	COMB6	1	1	COMB7	2	2
N1	B1	13	3350	V30X50	No Message	COMB6	0.4764	0.4764	COMB10	2	2
N1	B1	13	3980	V30X50	No Message	COMB6	0.4764	0.4764	COMB6	3	3
N1	B1	13	4610	V30X50	No Message	COMB7	1	1	COMB6	4	4
N1	B1	13	5240	V30X50	No Message	COMB7	2	2	COMB6	4	4
N1	B1	13	5870	V30X50	No Message	COMB7	3	3	COMB7	4	4
N1	B1	13	6500	V30X50	No Message	COMB7	4	4	COMB7	4	4
N1	B2	14	200	V30X50	No Message	COMB6	4	9	COMB6	0.4764	0.4764
N1	B2	14	830	V30X50	No Message	COMB6	4	7	COMB7	1	1
N1	B2	14	1460	V30X50	No Message	COMB7	4	4	COMB7	2	2
N1	B2	14	2090	V30X50	No Message	COMB6	3	3	COMB7	2	2
N1	B2	14	2720	V30X50	No Message	COMB6	1	1	COMB7	2	2
N1	B2	14	3350	V30X50	No	COMB6	0.4764	0.4764	COMB10	2	2

Story	Label	Unique Name	Station mm	Design Section	Status	As Top Combo	As,min Top cm²	As Top cm²	As Bottom Combo	As,min Bottom cm²	As Bottom cm²
					Message						
N1	B2	14	3980	V30X50	No Message	COMB6	0.4764	0.4764	COMB6	3	3
N1	B2	14	4610	V30X50	No Message	COMB7	1	1	COMB6	4	4
N1	B2	14	5240	V30X50	No Message	COMB7	2	2	COMB6	4	4
N1	B2	14	5870	V30X50	No Message	COMB7	3	3	COMB7	4	4
N1	B2	14	6500	V30X50	No Message	COMB7	4	4	COMB7	4	4
N1	B4	16	200	V30X50	No Message	COMB5	4	7	COMB8	1	1
N1	B4	16	980	V30X50	No Message	COMB5	4	4	COMB8	3	3
N1	B4	16	1760	V30X50	No Message	COMB8	1	1	COMB5	4	4
N1	B4	16	2540	V30X50	No Message	COMB11	0	0	COMB5	4	5
N1	B4	16	3320	V30X50	No Message	COMB11	0	0	COMB5	4	5
N1	B4	16	4100	V30X50	No Message	COMB11	0	0	COMB2	4	6
N1	B4	16	4880	V30X50	No Message	COMB11	0	0	COMB5	4	5
N1	B4	16	5660	V30X50	No Message	COMB11	0	0	COMB5	4	5
N1	B4	16	6440	V30X50	No Message	COMB8	1	1	COMB5	4	4
N1	B4	16	7220	V30X50	No Message	COMB5	4	4	COMB8	3	3
N1	B4	16	8000	V30X50	No Message	COMB5	4	7	COMB8	1	1
N1	B6	18	200	V30X50	No Message	COMB5	4	4	COMB8	2	2
N1	B6	18	980	V30X50	No Message	COMB8	2	2	COMB8	2	2
N1	B6	18	1760	V30X50	No Message	COMB8	1	1	COMB5	2	2
N1	B6	18	2540	V30X50	No Message	COMB8	0.112	0.112	COMB5	2	2
N1	B6	18	3320	V30X50	No Message	COMB11	0	0	COMB5	2	2
N1	B6	18	4100	V30X50	No Message	COMB11	0	0	COMB1	2	2
N1	B6	18	4880	V30X50	No Message	COMB11	0	0	COMB5	2	2
N1	B6	18	5660	V30X50	No Message	COMB8	0.112	0.112	COMB5	2	2
N1	B6	18	6440	V30X50	No Message	COMB8	1	1	COMB5	2	2
N1	B6	18	7220	V30X50	No Message	COMB8	2	2	COMB8	2	2
N1	B6	18	8000	V30X50	No Message	COMB5	4	4	COMB8	2	2
N1	B8	2	0	V30X50	See ErrMsg	COMB5	0.06586	0.06586	COMB8	0.06586	0.06586
N1	B8	2	220	V30X50	See ErrMsg	COMB9	1	1	COMB11	0	0
N1	B8	2	440	V30X50	See ErrMsg	COMB9	2	2	COMB11	0	0
N1	B8	2	660	V30X50	See ErrMsg	COMB9	3	3	COMB11	0	0
N1	B8	2	880	V30X50	See ErrMsg	COMB9	4	4	COMB11	0	0
N1	B8	2	1100	V30X50	See ErrMsg	COMB11	4	4	COMB11	0	0
N1	B8	2	1320	V30X50	See ErrMsg	COMB9	4	5	COMB11	0	0
N1	B8	2	1540	V30X50	See ErrMsg	COMB9	4	6	COMB11	0	0
N1	B8	2	1760	V30X50	See ErrMsg	COMB9	4	7	COMB11	0	0
N1	B8	2	1980	V30X50	See ErrMsg	COMB9	4	7	COMB11	0	0
N1	B8	2	2200	V30X50	See ErrMsg	COMB9	4	8	COMB11	0	0
N1	B15	22	0	VB20X50	No Message	COMB5	2	2	COMB11	0	0
N1	B15	22	820	VB20X50	No Message	COMB8	0.07662	0.07662	COMB5	1	1

Story	Label	Unique Name	Station mm	Design Section	Status	As Top Combo	As,min Top cm²	As Top cm²	As Bottom Combo	As,min Bottom cm²	As Bottom cm²
N1	B15	22	1640	VB20X50	No Message	COMB11	0	0	COMB9	3	3
N1	B15	22	2460	VB20X50	No Message	COMB11	0	0	COMB9	3	4
N1	B15	22	3280	VB20X50	No Message	COMB11	0	0	COMB9	3	5
N1	B15	22	4100	VB20X50	No Message	COMB11	0	0	COMB9	3	5
N1	B15	22	4920	VB20X50	No Message	COMB11	0	0	COMB9	3	5
N1	B15	22	5740	VB20X50	No Message	COMB11	0	0	COMB9	3	4
N1	B15	22	6560	VB20X50	No Message	COMB11	0	0	COMB9	3	3
N1	B15	22	7380	VB20X50	No Message	COMB8	0.07662	0.07662	COMB5	1	1
N1	B15	22	8200	VB20X50	No Message	COMB5	2	2	COMB11	0	0
N1	B17	4	0	V30X50	See ErrMsg	COMB8	0.06586	0.06586	COMB8	0.06586	0.06586
N1	B17	4	220	V30X50	See ErrMsg	COMB9	1	1	COMB11	0	0
N1	B17	4	440	V30X50	See ErrMsg	COMB9	2	2	COMB11	0	0
N1	B17	4	660	V30X50	See ErrMsg	COMB9	3	3	COMB11	0	0
N1	B17	4	880	V30X50	See ErrMsg	COMB9	4	4	COMB11	0	0
N1	B17	4	1100	V30X50	See ErrMsg	COMB11	4	4	COMB11	0	0
N1	B17	4	1320	V30X50	See ErrMsg	COMB9	4	5	COMB11	0	0
N1	B17	4	1540	V30X50	See ErrMsg	COMB9	4	6	COMB11	0	0
N1	B17	4	1760	V30X50	See ErrMsg	COMB9	4	7	COMB11	0	0
N1	B17	4	1980	V30X50	See ErrMsg	COMB9	4	7	COMB11	0	0
N1	B17	4	2200	V30X50	See ErrMsg	COMB9	4	8	COMB11	0	0

Table 6.10 - Concrete Beam Summary - ACI 318-08 (Part 2 of 2)

Story	Label	Unique Name	Station mm	V Combo	At Shear cm²/m	Torsion Long Combo	Al Torsion cm²	Torsion Tran Combo	At Torsion cm²/m	Warnings
N1	B1	13	200	COMB7	2.5	COMB11	5	COMB5	1.81	No Message
N1	B1	13	830	COMB7	2.5	COMB11	5	COMB5	1.81	No Message
N1	B1	13	1460	COMB7	2.5	COMB11	5	COMB5	1.81	No Message
N1	B1	13	2090	COMB1	0.52	COMB11	5	COMB5	1.81	No Message
N1	B1	13	2720	COMB1	0.52	COMB11	5	COMB5	1.81	No Message
N1	B1	13	3350	COMB1	0.52	COMB11	5	COMB5	1.81	No Message
N1	B1	13	3980	COMB1	0.52	COMB11	5	COMB5	1.81	No Message
N1	B1	13	4610	COMB1	0.52	COMB11	5	COMB5	1.81	No Message
N1	B1	13	5240	COMB1	0.52	COMB11	5	COMB5	1.81	No Message
N1	B1	13	5870	COMB1	0.52	COMB11	5	COMB5	1.81	No Message
N1	B1	13	6500	COMB1	0.52	COMB11	5	COMB5	1.81	No Message
N1	B2	14	200	COMB7	0.77	COMB11	5	COMB5	1.81	No Message
N1	B2	14	830	COMB7	0.77	COMB11	5	COMB5	1.81	No Message
N1	B2	14	1460	COMB7	0.77	COMB11	5	COMB5	1.81	No Message
N1	B2	14	2090	COMB1	0.52	COMB11	5	COMB5	1.81	No Message
N1	B2	14	2720	COMB1	0.52	COMB11	5	COMB5	1.81	No Message
N1	B2	14	3350	COMB1	0.52	COMB11	5	COMB5	1.81	No Message
N1	B2	14	3980	COMB1	0.52	COMB11	5	COMB5	1.81	No Message
N1	B2	14	4610	COMB1	0.52	COMB11	5	COMB5	1.81	No Message
N1	B2	14	5240	COMB1	0.52	COMB11	5	COMB5	1.81	No Message
N1	B2	14	5870	COMB1	0.52	COMB11	5	COMB5	1.81	No Message
N1	B2	14	6500	COMB1	0.52	COMB11	5	COMB5	1.81	No Message
N1	B4	16	200	COMB11	2.5	COMB11	0	COMB11	0	No Message
N1	B4	16	980	COMB11	2.5	COMB11	0	COMB11	0	No Message
N1	B4	16	1760	COMB11	2.5	COMB11	0	COMB11	0	No Message
N1	B4	16	2540	COMB5	2.5	COMB11	0	COMB11	0	No Message
N1	B4	16	3320	COMB11	0	COMB11	0	COMB11	0	No Message
N1	B4	16	4100	COMB11	0	COMB11	0	COMB11	0	No Message
N1	B4	16	4880	COMB11	0	COMB11	0	COMB11	0	No Message

Story	Label	Unique Name	Station mm	V Combo	At Shear cm²/m	Torsion Long Combo	Al Torsion cm²	Torsion Tran Combo	At Torsion cm²/m	Warnings
N1	B4	16	5660	COMB5	2.5	COMB11	0	COMB11	0	No Message
N1	B4	16	6440	COMB11	2.5	COMB11	0	COMB11	0	No Message
N1	B4	16	7220	COMB11	2.5	COMB11	0	COMB11	0	No Message
N1	B4	16	8000	COMB11	2.5	COMB11	0	COMB11	0	No Message
N1	B6	18	200	COMB11	0	COMB11	0	COMB11	0	No Message
N1	B6	18	980	COMB11	0	COMB11	0	COMB11	0	No Message
N1	B6	18	1760	COMB11	0	COMB11	0	COMB11	0	No Message
N1	B6	18	2540	COMB11	0	COMB11	0	COMB11	0	No Message
N1	B6	18	3320	COMB11	0	COMB11	0	COMB11	0	No Message
N1	B6	18	4100	COMB11	0	COMB11	0	COMB11	0	No Message
N1	B6	18	4880	COMB11	0	COMB11	0	COMB11	0	No Message
N1	B6	18	5660	COMB11	0	COMB11	0	COMB11	0	No Message
N1	B6	18	6440	COMB11	0	COMB11	0	COMB11	0	No Message
N1	B6	18	7220	COMB11	0	COMB11	0	COMB11	0	No Message
N1	B6	18	8000	COMB11	0	COMB11	0	COMB11	0	No Message
N1	B8	2	0	COMB5	0	COMB5	9	COMB5	7.27	No Message
N1	B8	2	220	COMB5	0	COMB5	9	COMB5	7.27	No Message
N1	B8	2	440	COMB5	0	COMB5	9	COMB5	7.27	No Message
N1	B8	2	660	COMB5	0	COMB5	9	COMB5	7.27	No Message
N1	B8	2	880	COMB5	0	COMB5	9	COMB5	7.27	No Message
N1	B8	2	1100	COMB5	0	COMB5	9	COMB5	7.27	No Message
N1	B8	2	1320	COMB5	0	COMB5	9	COMB5	7.27	No Message
N1	B8	2	1540	COMB5	0	COMB5	9	COMB5	7.27	No Message
N1	B8	2	1760	COMB5	0	COMB5	9	COMB5	7.27	No Message
N1	B8	2	1980	COMB5	0	COMB5	9	COMB5	7.27	No Message
N1	B8	2	2200	COMB5	0	COMB5	9	COMB5	7.27	No Message
N1	B15	22	0	COMB11	1.67	COMB11	0	COMB11	0	No Message
N1	B15	22	820	COMB11	1.67	COMB11	0	COMB11	0	No Message
N1	B15	22	1640	COMB11	1.67	COMB11	0	COMB11	0	No Message
N1	B15	22	2460	COMB11	0	COMB11	0	COMB11	0	No Message
N1	B15	22	3280	COMB11	0	COMB11	0	COMB11	0	No Message
N1	B15	22	4100	COMB11	0	COMB11	0	COMB11	0	No Message
N1	B15	22	4920	COMB11	0	COMB11	0	COMB11	0	No Message
N1	B15	22	5740	COMB11	0	COMB11	0	COMB11	0	No Message
N1	B15	22	6560	COMB11	1.67	COMB11	0	COMB11	0	No Message
N1	B15	22	7380	COMB11	1.67	COMB11	0	COMB11	0	No Message
N1	B15	22	8200	COMB11	1.67	COMB11	0	COMB11	0	No Message
N1	B17	4	0	COMB5	0	COMB5	9	COMB5	7.27	No Message
N1	B17	4	220	COMB5	0	COMB5	9	COMB5	7.27	No Message
N1	B17	4	440	COMB5	0	COMB5	9	COMB5	7.27	No Message
N1	B17	4	660	COMB5	0	COMB5	9	COMB5	7.27	No Message
N1	B17	4	880	COMB5	0	COMB5	9	COMB5	7.27	No Message
N1	B17	4	1100	COMB5	0	COMB5	9	COMB5	7.27	No Message
N1	B17	4	1320	COMB5	0	COMB5	9	COMB5	7.27	No Message
N1	B17	4	1540	COMB5	0	COMB5	9	COMB5	7.27	No Message
N1	B17	4	1760	COMB5	0	COMB5	9	COMB5	7.27	No Message
N1	B17	4	1980	COMB5	0	COMB5	9	COMB5	7.27	No Message
N1	B17	4	2200	COMB5	0	COMB5	9	COMB5	7.27	No Message

Table 6.10 - Concrete Beam Summary - ACI 318-08 (Part 3 of 2)

Story	Label	Unique Name	Station mm	Errors
N1	B1	13	200	No Message
N1	B1	13	830	No Message
N1	B1	13	1460	No Message
N1	B1	13	2090	No Message
N1	B1	13	2720	No Message
N1	B1	13	3350	No Message
N1	B1	13	3980	No Message

Story	Label	Unique Name	Station mm	Errors
N1	B1	13	4610	No Message
N1	B1	13	5240	No Message
N1	B1	13	5870	No Message
N1	B1	13	6500	No Message
N1	B2	14	200	No Message
N1	B2	14	830	No Message
N1	B2	14	1460	No Message
N1	B2	14	2090	No Message
N1	B2	14	2720	No Message
N1	B2	14	3350	No Message
N1	B2	14	3980	No Message
N1	B2	14	4610	No Message
N1	B2	14	5240	No Message
N1	B2	14	5870	No Message
N1	B2	14	6500	No Message
N1	B4	16	200	No Message
N1	B4	16	980	No Message
N1	B4	16	1760	No Message
N1	B4	16	2540	No Message
N1	B4	16	3320	No Message
N1	B4	16	4100	No Message
N1	B4	16	4880	No Message
N1	B4	16	5660	No Message
N1	B4	16	6440	No Message
N1	B4	16	7220	No Message
N1	B4	16	8000	No Message
N1	B6	18	200	No Message
N1	B6	18	980	No Message
N1	B6	18	1760	No Message
N1	B6	18	2540	No Message
N1	B6	18	3320	No Message
N1	B6	18	4100	No Message
N1	B6	18	4880	No Message
N1	B6	18	5660	No Message
N1	B6	18	6440	No Message
N1	B6	18	7220	No Message
N1	B6	18	8000	No Message
N1	B8	2	0	Shear stress due to shear force and torsion together exceeds maximum allowed
N1	B8	2	220	Shear stress due to shear force and torsion together exceeds maximum allowed
N1	B8	2	440	Shear stress due to shear force and torsion together exceeds maximum allowed
N1	B8	2	660	Shear stress due to shear force and torsion together exceeds maximum allowed
N1	B8	2	880	Shear stress due to shear force and torsion together exceeds maximum allowed
N1	B8	2	1100	Shear stress due to shear force and torsion together exceeds maximum allowed
N1	B8	2	1320	Shear stress due to shear force and torsion together exceeds maximum allowed
N1	B8	2	1540	Shear stress due to shear force and torsion together exceeds maximum allowed
N1	B8	2	1760	Shear stress due to shear force and torsion together exceeds maximum allowed
N1	B8	2	1980	Shear stress due to shear force and torsion together exceeds maximum allowed
N1	B8	2	2200	Shear stress due to shear force and torsion together exceeds maximum allowed
N1	B15	22	0	No Message
N1	B15	22	820	No Message
N1	B15	22	1640	No Message
N1	B15	22	2460	No Message
N1	B15	22	3280	No Message

Story	Label	Unique Name	Station mm	Errors
N1	B15	22	4100	No Message
N1	B15	22	4920	No Message
N1	B15	22	5740	No Message
N1	B15	22	6560	No Message
N1	B15	22	7380	No Message
N1	B15	22	8200	No Message
N1	B17	4	0	Shear stress due to shear force and torsion together exceeds maximum allowed
N1	B17	4	220	Shear stress due to shear force and torsion together exceeds maximum allowed
N1	B17	4	440	Shear stress due to shear force and torsion together exceeds maximum allowed
N1	B17	4	660	Shear stress due to shear force and torsion together exceeds maximum allowed
N1	B17	4	880	Shear stress due to shear force and torsion together exceeds maximum allowed
N1	B17	4	1100	Shear stress due to shear force and torsion together exceeds maximum allowed
N1	B17	4	1320	Shear stress due to shear force and torsion together exceeds maximum allowed
N1	B17	4	1540	Shear stress due to shear force and torsion together exceeds maximum allowed
N1	B17	4	1760	Shear stress due to shear force and torsion together exceeds maximum allowed
N1	B17	4	1980	Shear stress due to shear force and torsion together exceeds maximum allowed
N1	B17	4	2200	Shear stress due to shear force and torsion together exceeds maximum allowed

Table 6.11 - Concrete Joint Summary - ACI 318-08 (Part 1 of 2)

Story	Label	Unique Name	Design Section	Status	B/C Major Combo	B/C Major Ratio	B/C Minor Combo	B/C Minor Ratio
N1	C1	7	C40X40	Joint check not done.				
N1	C2	8	C40X40	Joint check not done.				
N1	C3	9	C40X40	Joint check not done.				
N1	C4	10	C40X40	Joint check not done.				

Table 6.11 - Concrete Joint Summary - ACI 318-08 (Part 2 of 2)

Story	Label	Unique Name	JS Major Combo	JS Major Ratio	JS Minor Combo	JS Minor Ratio	Warnings	Errors
N1	C1	7					No Message	No Message
N1	C2	8					No Message	No Message
N1	C3	9					No Message	No Message
N1	C4	10					No Message	No Message

ETABS® 2016

Integrated Building Design Software

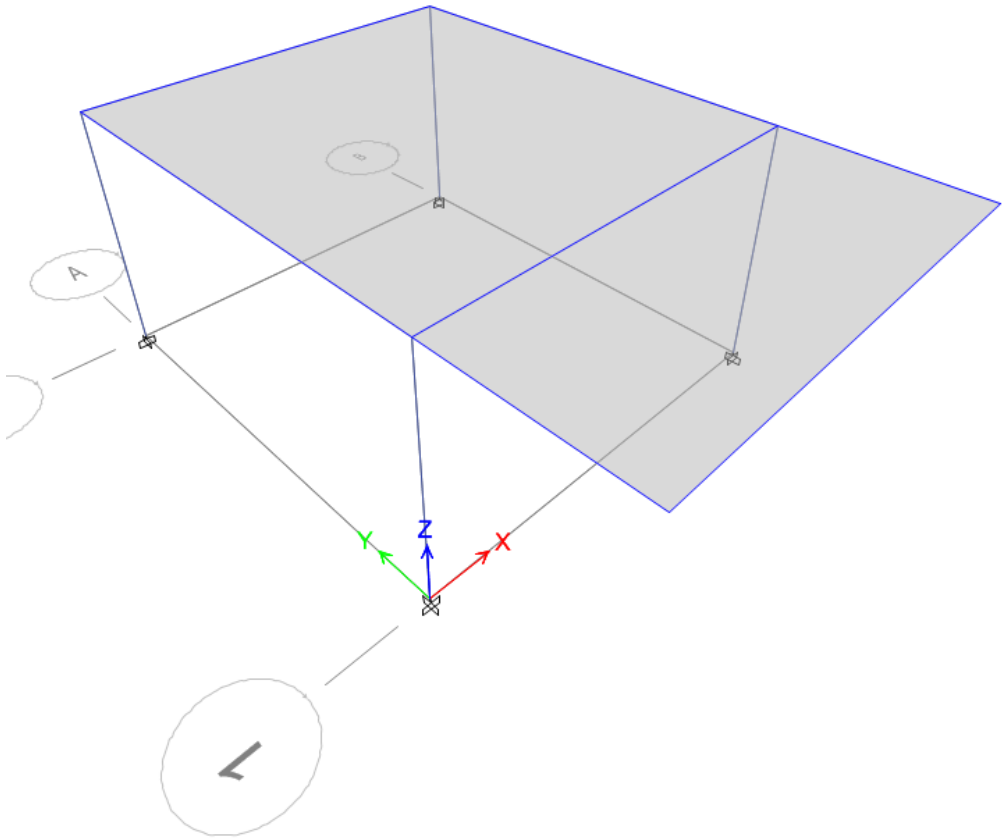

Project Report

Model File: 004 2017 EDUCACION M4B DMI - E, Revision 0
07/04/2017

Table of Contents

1. Structure Data 5
    - 1.1 Story Data 5
    - 1.2 Grid Data 5
    - 1.3 Point Coordinates 5
    - 1.4 Line Connectivity 5
    - 1.5 Area Connectivity 6
    - 1.6 Mass 6
    - 1.7 Groups 7
2. Properties 8
    - 2.1 Materials 8
    - 2.2 Frame Sections 8
    - 2.3 Shell Sections 8
    - 2.4 Reinforcement Sizes 8
    - 2.5 Tendon Sections 8
3. Assignments 9
    - 3.1 Joint Assignments 9
    - 3.2 Frame Assignments 9
    - 3.3 Shell Assignments 9
4. Loads 10
    - 4.1 Load Patterns 10
    - 4.2 Applied Loads 10
        - 4.2.1 Line Loads 10
        - 4.2.2 Area Loads 10
    - 4.3 Functions 10
        - 4.3.1 Response Spectrum Functions 10
    - 4.4 Load Cases 26
    - 4.5 Load Combinations 26
5. Analysis Results 30
    - 5.1 Structure Results 30
    - 5.2 Story Results 33
    - 5.3 Point Results 41
    - 5.4 Modal Results 48
6. Design Data 50
    - 6.1 Concrete Frame Design 50

List of Tables

Table 1.1 Story Data 5
Table 1.2 Grid Systems 5
Table 1.3 Grid Lines 5
Table 1.4 Joint Coordinates Data 5
Table 1.5 Column Connectivity Data 5
Table 1.6 Beam Connectivity Data 5
Table 1.7 Floor Connectivity Data 6
Table 1.8 Mass Source 6
Table 1.9 Centers of Mass and Rigidity 6
Table 1.10 Mass Summary by Diaphragm 6
Table 1.11 Mass Summary by Story 6
Table 1.12 Group Definitions 7
Table 2.1 Material Properties - Summary 8
Table 2.2 Frame Sections - Summary 8
Table 2.3 Shell Sections - Summary 8
Table 2.4 Reinforcing Bar Sizes 8
Table 2.5 Tendon Section Properties 8
Table 3.1 Joint Assignments - Summary 9
Table 3.2 Frame Assignments - Summary 9
Table 3.3 Shell Assignments - Summary 9
Table 4.1 Load Patterns 10
Table 4.2 Frame Loads - Distributed 10
Table 4.3 Shell Loads - Uniform 10
Table 4.4 Response Spectrum Function - User 10
Table 4.5 Load Cases - Summary 26
Table 4.6 Load Combinations 27
Table 5.1 Base Reactions 30
Table 5.2 Centers of Mass and Rigidity 31
Table 5.3 Diaphragm Center of Mass Displacements 31
Table 5.4 Story Max/Avg Displacements 33
Table 5.5 Story Drifts 36
Table 5.6 Story Forces 38
Table 5.7 Joint Reactions 42
Table 5.8 Modal Periods and Frequencies 48
Table 5.9 Modal Participating Mass Ratios 48
Table 5.10 Modal Load Participation Ratios 49
Table 5.11 Modal Direction Factors 49
Table 6.1 Concrete Frame Preferences - ACI 318-08 50
Table 6.2 Concrete Column Overwrites - ACI 318-08 50
Table 6.3 Concrete Beam Overwrites - ACI 318-08 50
Table 6.4 Concrete Column PMM Envelope 50
Table 6.5 Concrete Column Shear Envelope 51

Table 6.6 Concrete Beam Flexure Envelope 51
Table 6.7 Concrete Beam Shear Envelope 51
Table 6.8 Concrete Joint Envelope 52

1 Structure Data

This chapter provides model geometry information, including items such as story levels, point coordinates, and element connectivity.

1.1 Story Data

Table 1.1 - Story Data

Name	Height mm	Elevation mm	Master Story	Similar To	Splice Story
N1	3250	3250	Yes	None	No
Base	0	0	No	None	No

1.2 Grid Data

Table 1.2 - Grid Systems

Name	Type	Story Range	X Origin m	Y Origin m	Rotation deg	Bubble Size mm	Color
G1	Cartesian	Default	0	0	0	1250	Gray

Table 1.3 - Grid Lines

Grid System	Grid Direction	Grid ID	Visible	Bubble Location	Ordinate m
G1	X	A	Yes	End	0
G1	X	B	Yes	End	5.3
G1	Y	1	Yes	Start	0
G1	Y	2	Yes	Start	5.8

1.3 Point Coordinates

Table 1.4 - Joint Coordinates Data

Label	X mm	Y mm	ΔZ Below mm
1	0	0	0
2	0	5800	0
3	5300	0	0
4	5300	5800	0
10	0	-2400	0
5	5275	-2400	0

1.4 Line Connectivity

Table 1.5 - Column Connectivity Data

Column	I-End Point	J-End Point	I-End Story
C1	1	1	Below
C2	2	2	Below
C3	3	3	Below
C4	4	4	Below

Table 1.6 - Beam Connectivity Data

Beam	I-End Point	J-End Point	Curve Type
B1	1	2	None
B2	3	4	None
B4	1	3	None
B6	2	4	None
B8	10	1	None
B5	5	3	None
B3	10	5	None

1.5 Area Connectivity

Table 1.7 - Floor Connectivity Data

Floor	Number of Edges	Edge Number	Point 1	Point 2	Curve Type
F5	4	1	3	4	None
		2	4	2	None
		3	2	1	None
		4	1	3	None
F1	4	1	5	3	None
		2	3	1	None
		3	1	10	None
		4	10	5	None

1.6 Mass

Table 1.8 - Mass Source

Name	Include Elements	Include Added Mass	Include Loads	Include Lateral	Include Vertical	Lump at Stories	IsDefault	Load Pattern	Multiplier
MsSrc1	No	No	Yes	Yes	No	Yes	Yes	D	1
MsSrc1	No	No	Yes	Yes	No	Yes	Yes	L	0.3

Table 1.9 - Centers of Mass and Rigidity

Story	Diaphragm	Mass X kg	Mass Y kg	XCM m	YCM m	Cumulative X kg	Cumulative Y kg	XCCM m	YCCM m	XCR m	YCR m
N1	D1	17427.95	17427.95	2.6466	-0.6523	17427.95	17427.95	2.6466	-0.6523	2.65	2.3302

Table 1.10 - Mass Summary by Diaphragm

Story	Diaphragm	Mass X kg	Mass Y kg	Mass Moment of Inertia ton-m²	X Mass Center m	Y Mass Center m
N1	D1	17427.95	17427.95	141.9433	2.6466	-0.6523

Table 1.11 - Mass Summary by Story

Story	UX kg	UY kg	UZ kg
N1	23145.99	23145.99	0
Base	2498.55	2498.55	0

1.7 Groups

Table 1.12 - Group Definitions

Name	Color
All	Yellow

2 Properties

This chapter provides property information for materials, frame sections, shell sections, and links.

2.1 Materials

Table 2.1 - Material Properties - Summary

Name	Type	E MPa	ν	Unit Weight kN/m³	Design Strengths
A416Gr270	Tendon	196500.6	0	76.9729	Fy=1689.91 MPa, Fu=1861.58 MPa
A615Gr60	Rebar	199947.98	0.3	76.9729	Fy=413.69 MPa, Fu=620.53 MPa
CONC00	Concrete	25267.13	0.2	0	Fc=28 MPa
CONC21	Concrete	21538	0.2	23.56	Fc=21 MPa
RMAT	Rebar	199947.98	0.3	76.9729	Fy=420 MPa, Fu=630 MPa

2.2 Frame Sections

Table 2.2 - Frame Sections - Summary

Name	Material	Shape
C40X40	CONC21	Concrete Rectangular
V30X35	CONC21	Concrete Rectangular
VB20X40	CONC21	Concrete Rectangular

2.3 Shell Sections

Table 2.3 - Shell Sections - Summary

Name	Design Type	Element Type	Material	Total Thickness mm
CUB	Slab	Membrane		5
LOSA	Slab	Membrane		5

2.4 Reinforcement Sizes

Table 2.4 - Reinforcing Bar Sizes

Name	Diameter mm	Area cm²
#2	6.4	0.3226
#3	9.5	1
#5	15.9	2
#6	19.1	3
#8	25.4	5
#9	28.7	6
15M	16	2

2.5 Tendon Sections

Table 2.5 - Tendon Section Properties

Name	Material	StrandArea cm²	Color
Tendon1	A416Gr270	1	Yellow

3 Assignments

This chapter provides a listing of the assignments applied to the model.

3.1 Joint Assignments

Table 3.1 - Joint Assignments - Summary

Story	Label	Unique Name	Diaphragm	Restraints
N1	1	2	D1	
N1	2	14	From Area	
N1	3	6	D1	
N1	4	17	From Area	
N1	10	25	D1	
N1	5	4	D1	
Base	1	13	From Area	UX; UY; UZ; RX; RY; RZ
Base	2	15	From Area	UX; UY; UZ; RX; RY; RZ
Base	3	16	From Area	UX; UY; UZ; RX; RY; RZ
Base	4	18	From Area	UX; UY; UZ; RX; RY; RZ

3.2 Frame Assignments

Table 3.2 - Frame Assignments - Summary

Story	Label	Unique Name	Design Type	Length mm	Analysis Section	Design Section	Min Number Stations
N1	C1	7	Column	3250	C40X40	C40X40	11
N1	C2	8	Column	3250	C40X40	C40X40	11
N1	C3	9	Column	3250	C40X40	C40X40	11
N1	C4	10	Column	3250	C40X40	C40X40	11
N1	B1	13	Beam	5800	V30X35	V30X35	11
N1	B2	14	Beam	5800	V30X35	V30X35	11
N1	B4	16	Beam	5300	V30X35	V30X35	11
N1	B6	18	Beam	5300	V30X35	V30X35	11
N1	B8	2	Beam	2400	V30X35	V30X35	11
N1	B5	4	Beam	2400.1	V30X35	V30X35	11
N1	B3	5	Beam	5275	VB20X40	VB20X40	11

3.3 Shell Assignments

Table 3.3 - Shell Assignments - Summary

Story	Label	Unique Name	Section	Axis Angle deg
N1	F5	5	CUB	
N1	F1	1	LOSA	90

4 Loads

This chapter provides loading information as applied to the model.

4.1 Load Patterns

Table 4.1 - Load Patterns

Name	Type	Self Weight Multiplier	Auto Load
D	Dead	1	
L	Live	0	
LR	Live	0	
W	Wind	0	None
G	Snow	0	

4.2 Applied Loads

4.2.1 Line Loads

Table 4.2 - Frame Loads - Distributed (Part 1 of 2)

Story	Label	Unique Name	Design Type	Load Pattern	LoadType	Direction	Relative Distance Start	Relative Distance End	Absolute Distance Start mm	Absolute Distance End mm
N1	B1	13	Beam	D	Force	Gravity	0	1	0	5800
N1	B2	14	Beam	D	Force	Gravity	0	1	0	5800
N1	B4	16	Beam	D	Force	Gravity	0	1	0	5300

Table 4.2 - Frame Loads - Distributed (Part 2 of 2)

Story	Label	Unique Name	Force at Start kN/m	Force at End kN/m
N1	B1	13	4.4	0
N1	B2	14	4.4	0
N1	B4	16	4.4	4.4

4.2.2 Area Loads

Table 4.3 - Shell Loads - Uniform

Story	Label	Unique Name	Load Pattern	Direction	Load kN/m²
N1	F5	5	D	Gravity	0.64
N1	F1	1	D	Gravity	4.3
N1	F1	1	L	Gravity	2
N1	F5	5	LR	Gravity	0.5
N1	F5	5	G	Gravity	1
N1	F1	1	G	Gravity	1

4.3 Functions

4.3.1 Response Spectrum Functions

Table 4.4 - Response Spectrum Function - User

Name	Period sec	Acceleration	Damping %
Umbral	0	0.03	2
Umbral	0.01	0.032	
Umbral	0.02	0.035	
Umbral	0.03	0.037	
Umbral	0.04	0.04	
Umbral	0.05	0.042	

Name	Period sec	Acceleration	Damping %
Umbral	0.06	0.044	
Umbral	0.07	0.047	
Umbral	0.08	0.049	
Umbral	0.09	0.052	
Umbral	0.1	0.054	
Umbral	0.11	0.056	
Umbral	0.12	0.059	
Umbral	0.13	0.061	
Umbral	0.14	0.064	
Umbral	0.15	0.066	
Umbral	0.16	0.068	
Umbral	0.17	0.071	
Umbral	0.18	0.073	
Umbral	0.19	0.076	
Umbral	0.2	0.078	
Umbral	0.21	0.08	
Umbral	0.22	0.083	
Umbral	0.23	0.085	
Umbral	0.24	0.088	
Umbral	0.25	0.09	
Umbral	0.26	0.09	
Umbral	0.27	0.09	
Umbral	0.28	0.09	
Umbral	0.29	0.09	
Umbral	0.3	0.09	
Umbral	0.31	0.09	
Umbral	0.32	0.09	
Umbral	0.33	0.09	
Umbral	0.34	0.09	
Umbral	0.35	0.09	
Umbral	0.36	0.09	
Umbral	0.37	0.09	
Umbral	0.38	0.09	
Umbral	0.39	0.09	
Umbral	0.4	0.09	
Umbral	0.41	0.09	
Umbral	0.42	0.09	
Umbral	0.43	0.09	
Umbral	0.44	0.09	
Umbral	0.45	0.09	
Umbral	0.46	0.09	
Umbral	0.47	0.09	
Umbral	0.48	0.09	
Umbral	0.49	0.09	
Umbral	0.5	0.09	
Umbral	0.51	0.09	
Umbral	0.52	0.09	
Umbral	0.53	0.09	
Umbral	0.54	0.09	
Umbral	0.55	0.09	
Umbral	0.56	0.09	
Umbral	0.57	0.09	
Umbral	0.58	0.09	
Umbral	0.59	0.09	
Umbral	0.6	0.09	
Umbral	0.61	0.09	
Umbral	0.62	0.09	
Umbral	0.63	0.09	
Umbral	0.64	0.09	
Umbral	0.65	0.09	

Name	Period sec	Acceleration	Damping %
Umbral	0.66	0.09	
Umbral	0.67	0.09	
Umbral	0.68	0.09	
Umbral	0.69	0.09	
Umbral	0.7	0.09	
Umbral	0.71	0.09	
Umbral	0.72	0.09	
Umbral	0.73	0.09	
Umbral	0.74	0.09	
Umbral	0.75	0.09	
Umbral	0.76	0.09	
Umbral	0.77	0.09	
Umbral	0.78	0.09	
Umbral	0.79	0.09	
Umbral	0.8	0.09	
Umbral	0.81	0.09	
Umbral	0.82	0.09	
Umbral	0.83	0.09	
Umbral	0.84	0.09	
Umbral	0.85	0.09	
Umbral	0.86	0.09	
Umbral	0.87	0.09	
Umbral	0.88	0.09	
Umbral	0.89	0.09	
Umbral	0.9	0.09	
Umbral	0.91	0.09	
Umbral	0.92	0.09	
Umbral	0.93	0.09	
Umbral	0.94	0.09	
Umbral	0.95	0.09	
Umbral	0.96	0.09	
Umbral	0.97	0.09	
Umbral	0.98	0.09	
Umbral	0.99	0.09	
Umbral	1	0.09	
Umbral	1.01	0.09	
Umbral	1.02	0.09	
Umbral	1.03	0.09	
Umbral	1.04	0.09	
Umbral	1.05	0.09	
Umbral	1.06	0.09	
Umbral	1.07	0.09	
Umbral	1.08	0.09	
Umbral	1.09	0.09	
Umbral	1.1	0.09	
Umbral	1.11	0.09	
Umbral	1.12	0.09	
Umbral	1.13	0.09	
Umbral	1.14	0.09	
Umbral	1.15	0.09	
Umbral	1.16	0.09	
Umbral	1.17	0.09	
Umbral	1.18	0.09	
Umbral	1.19	0.09	
Umbral	1.2	0.09	
Umbral	1.21	0.09	
Umbral	1.22	0.09	
Umbral	1.23	0.09	
Umbral	1.24	0.09	
Umbral	1.25	0.09	

Name	Period sec	Acceleration	Damping %
Umbral	1.26	0.09	
Umbral	1.27	0.09	
Umbral	1.28	0.09	
Umbral	1.29	0.09	
Umbral	1.3	0.09	
Umbral	1.31	0.09	
Umbral	1.32	0.09	
Umbral	1.33	0.09	
Umbral	1.34	0.09	
Umbral	1.35	0.09	
Umbral	1.36	0.09	
Umbral	1.37	0.09	
Umbral	1.38	0.09	
Umbral	1.39	0.09	
Umbral	1.4	0.09	
Umbral	1.41	0.09	
Umbral	1.42	0.09	
Umbral	1.43	0.09	
Umbral	1.44	0.09	
Umbral	1.45	0.09	
Umbral	1.46	0.09	
Umbral	1.47	0.09	
Umbral	1.48	0.09	
Umbral	1.49	0.09	
Umbral	1.5	0.09	
Umbral	1.51	0.09	
Umbral	1.52	0.09	
Umbral	1.53	0.09	
Umbral	1.54	0.09	
Umbral	1.55	0.09	
Umbral	1.56	0.09	
Umbral	1.57	0.09	
Umbral	1.58	0.09	
Umbral	1.59	0.09	
Umbral	1.6	0.09	
Umbral	1.61	0.09	
Umbral	1.62	0.09	
Umbral	1.63	0.09	
Umbral	1.64	0.09	
Umbral	1.65	0.09	
Umbral	1.66	0.09	
Umbral	1.67	0.09	
Umbral	1.68	0.09	
Umbral	1.69	0.09	
Umbral	1.7	0.09	
Umbral	1.71	0.09	
Umbral	1.72	0.09	
Umbral	1.73	0.09	
Umbral	1.74	0.09	
Umbral	1.75	0.09	
Umbral	1.76	0.09	
Umbral	1.77	0.09	
Umbral	1.78	0.09	
Umbral	1.79	0.09	
Umbral	1.8	0.09	
Umbral	1.81	0.09	
Umbral	1.82	0.09	
Umbral	1.83	0.09	
Umbral	1.84	0.09	
Umbral	1.85	0.09	

Name	Period sec	Acceleration	Damping %
Umbral	1.86	0.09	
Umbral	1.87	0.09	
Umbral	1.88	0.09	
Umbral	1.89	0.09	
Umbral	1.9	0.09	
Umbral	1.91	0.09	
Umbral	1.92	0.09	
Umbral	1.93	0.09	
Umbral	1.94	0.09	
Umbral	1.95	0.09	
Umbral	1.96	0.09	
Umbral	1.97	0.09	
Umbral	1.98	0.09	
Umbral	1.99	0.09	
Umbral	2	0.09	
Umbral	2.01	0.09	
Umbral	2.02	0.09	
Umbral	2.03	0.09	
Umbral	2.04	0.09	
Umbral	2.05	0.09	
Umbral	2.06	0.09	
Umbral	2.07	0.09	
Umbral	2.08	0.09	
Umbral	2.09	0.09	
Umbral	2.1	0.09	
Umbral	2.11	0.09	
Umbral	2.12	0.09	
Umbral	2.13	0.09	
Umbral	2.14	0.09	
Umbral	2.15	0.09	
Umbral	2.16	0.09	
Umbral	2.17	0.09	
Umbral	2.18	0.09	
Umbral	2.19	0.09	
Umbral	2.2	0.089	
Umbral	2.21	0.089	
Umbral	2.22	0.089	
Umbral	2.23	0.088	
Umbral	2.24	0.088	
Umbral	2.25	0.088	
Umbral	2.26	0.087	
Umbral	2.27	0.087	
Umbral	2.28	0.086	
Umbral	2.29	0.086	
Umbral	2.3	0.086	
Umbral	2.31	0.085	
Umbral	2.32	0.085	
Umbral	2.33	0.084	
Umbral	2.34	0.084	
Umbral	2.35	0.084	
Umbral	2.36	0.083	
Umbral	2.37	0.083	
Umbral	2.38	0.083	
Umbral	2.39	0.082	
Umbral	2.4	0.082	
Umbral	2.41	0.082	
Umbral	2.42	0.081	
Umbral	2.43	0.081	
Umbral	2.44	0.081	
Umbral	2.45	0.08	

Name	Period sec	Acceleration	Damping %
Umbral	2.46	0.08	
Umbral	2.47	0.08	
Umbral	2.48	0.079	
Umbral	2.49	0.079	
Umbral	2.5	0.079	
Umbral	2.51	0.078	
Umbral	2.52	0.078	
Umbral	2.53	0.078	
Umbral	2.54	0.078	
Umbral	2.55	0.077	
Umbral	2.56	0.077	
Umbral	2.57	0.077	
Umbral	2.58	0.076	
Umbral	2.59	0.076	
Umbral	2.6	0.076	
Umbral	2.61	0.075	
Umbral	2.62	0.075	
Umbral	2.63	0.075	
Umbral	2.64	0.075	
Umbral	2.65	0.074	
Umbral	2.66	0.074	
Umbral	2.67	0.074	
Umbral	2.68	0.073	
Umbral	2.69	0.073	
Umbral	2.7	0.073	
Umbral	2.71	0.073	
Umbral	2.72	0.072	
Umbral	2.73	0.072	
Umbral	2.74	0.072	
Umbral	2.75	0.072	
Umbral	2.76	0.071	
Umbral	2.77	0.071	
Umbral	2.78	0.071	
Umbral	2.79	0.071	
Umbral	2.8	0.07	
Umbral	2.81	0.07	
Umbral	2.82	0.07	
Umbral	2.83	0.07	
Umbral	2.84	0.069	
Umbral	2.85	0.069	
Umbral	2.86	0.069	
Umbral	2.87	0.069	
Umbral	2.88	0.068	
Umbral	2.89	0.068	
Umbral	2.9	0.068	
Umbral	2.91	0.068	
Umbral	2.92	0.067	
Umbral	2.93	0.067	
Umbral	2.94	0.067	
Umbral	2.95	0.067	
Umbral	2.96	0.067	
Umbral	2.97	0.066	
Umbral	2.98	0.066	
Umbral	2.99	0.066	
Umbral	3	0.066	
Umbral	3.01	0.065	
Umbral	3.02	0.065	
Umbral	3.03	0.065	
Umbral	3.04	0.065	
Umbral	3.05	0.065	

Name	Period sec	Acceleration	Damping %
Umbral	3.06	0.064	
Umbral	3.07	0.064	
Umbral	3.08	0.064	
Umbral	3.09	0.064	
Umbral	3.1	0.064	
Umbral	3.11	0.063	
Umbral	3.12	0.063	
Umbral	3.13	0.063	
Umbral	3.14	0.063	
Umbral	3.15	0.063	
Umbral	3.16	0.062	
Umbral	3.17	0.062	
Umbral	3.18	0.062	
Umbral	3.19	0.062	
Umbral	3.2	0.062	
Umbral	3.21	0.061	
Umbral	3.22	0.061	
Umbral	3.23	0.061	
Umbral	3.24	0.061	
Umbral	3.25	0.061	
Umbral	3.26	0.06	
Umbral	3.27	0.06	
Umbral	3.28	0.06	
Umbral	3.29	0.06	
Umbral	3.3	0.06	
Umbral	3.31	0.059	
Umbral	3.32	0.059	
Umbral	3.33	0.059	
Umbral	3.34	0.059	
Umbral	3.35	0.059	
Umbral	3.36	0.059	
Umbral	3.37	0.058	
Umbral	3.38	0.058	
Umbral	3.39	0.058	
Umbral	3.4	0.058	
Umbral	3.41	0.058	
Umbral	3.42	0.058	
Umbral	3.43	0.057	
Umbral	3.44	0.057	
Umbral	3.45	0.057	
Umbral	3.46	0.057	
Umbral	3.47	0.057	
Umbral	3.48	0.057	
Umbral	3.49	0.056	
Umbral	3.5	0.056	
Umbral	3.51	0.056	
Umbral	3.52	0.056	
Umbral	3.53	0.056	
Umbral	3.54	0.056	
Umbral	3.55	0.055	
Umbral	3.56	0.055	
Umbral	3.57	0.055	
Umbral	3.58	0.055	
Umbral	3.59	0.055	
Umbral	3.6	0.055	
Umbral	3.61	0.055	
Umbral	3.62	0.054	
Umbral	3.63	0.054	
Umbral	3.64	0.054	
Umbral	3.65	0.054	

Name	Period sec	Acceleration	Damping %
Umbral	3.66	0.054	
Umbral	3.67	0.054	
Umbral	3.68	0.053	
Umbral	3.69	0.053	
Umbral	3.7	0.053	
Umbral	3.71	0.053	
Umbral	3.72	0.053	
Umbral	3.73	0.053	
Umbral	3.74	0.053	
Umbral	3.75	0.053	
Umbral	3.76	0.052	
Umbral	3.77	0.052	
Umbral	3.78	0.052	
Umbral	3.79	0.052	
Umbral	3.8	0.052	
Umbral	3.81	0.052	
Umbral	3.82	0.052	
Umbral	3.83	0.051	
Umbral	3.84	0.051	
Umbral	3.85	0.051	
Umbral	3.86	0.051	
Umbral	3.87	0.051	
Umbral	3.88	0.051	
Umbral	3.89	0.051	
Umbral	3.9	0.05	
Umbral	3.91	0.05	
Umbral	3.92	0.05	
Umbral	3.93	0.05	
Umbral	3.94	0.05	
Umbral	3.95	0.05	
Umbral	3.96	0.05	
Umbral	3.97	0.05	
Umbral	3.98	0.049	
Umbral	3.99	0.049	
Umbral	4	0.049	
Umbral	4.01	0.049	
Umbral	4.02	0.049	
Umbral	4.03	0.049	
Umbral	4.04	0.049	
Umbral	4.05	0.049	
Umbral	4.06	0.048	
Umbral	4.07	0.048	
Umbral	4.08	0.048	
Umbral	4.09	0.048	
Umbral	4.1	0.048	
Umbral	4.11	0.048	
Umbral	4.12	0.048	
Umbral	4.13	0.048	
Umbral	4.14	0.048	
Umbral	4.15	0.047	
Umbral	4.16	0.047	
Umbral	4.17	0.047	
Umbral	4.18	0.047	
Umbral	4.19	0.047	
Umbral	4.2	0.047	
Umbral	4.21	0.047	
Umbral	4.22	0.047	
Umbral	4.23	0.047	
Umbral	4.24	0.046	
Umbral	4.25	0.046	

Name	Period sec	Acceleration	Damping %
Umbral	4.26	0.046	
Umbral	4.27	0.046	
Umbral	4.28	0.046	
Umbral	4.29	0.046	
Umbral	4.3	0.046	
Umbral	4.31	0.046	
Umbral	4.32	0.046	
Umbral	4.33	0.045	
Umbral	4.34	0.045	
Umbral	4.35	0.045	
Umbral	4.36	0.045	
Umbral	4.37	0.045	
Umbral	4.38	0.045	
Umbral	4.39	0.045	
Umbral	4.4	0.045	
Umbral	4.41	0.045	
Umbral	4.42	0.045	
Umbral	4.43	0.044	
Umbral	4.44	0.044	
Umbral	4.45	0.044	
Umbral	4.46	0.044	
Umbral	4.47	0.044	
Umbral	4.48	0.044	
Umbral	4.49	0.044	
Umbral	4.5	0.044	
Umbral	4.51	0.044	
Umbral	4.52	0.044	
Umbral	4.53	0.043	
Umbral	4.54	0.043	
Umbral	4.55	0.043	
Umbral	4.56	0.043	
Umbral	4.57	0.043	
Umbral	4.58	0.043	
Umbral	4.59	0.043	
Umbral	4.6	0.043	
Umbral	4.61	0.043	
Umbral	4.62	0.043	
Umbral	4.63	0.043	
Umbral	4.64	0.042	
Umbral	4.65	0.042	
Umbral	4.66	0.042	
Umbral	4.67	0.042	
Umbral	4.68	0.042	
Umbral	4.69	0.042	
Umbral	4.7	0.042	
Umbral	4.71	0.042	
Umbral	4.72	0.042	
Umbral	4.73	0.042	
Umbral	4.74	0.042	
Umbral	4.75	0.041	
Umbral	4.76	0.041	
Umbral	4.77	0.041	
Umbral	4.78	0.041	
Umbral	4.79	0.041	
Umbral	4.8	0.041	
Umbral	4.81	0.041	
Umbral	4.82	0.041	
Umbral	4.83	0.041	
Umbral	4.84	0.041	
Umbral	4.85	0.041	

Name	Period sec	Acceleration	Damping %
Umbral	4.86	0.041	
Umbral	4.87	0.04	
Umbral	4.88	0.04	
Umbral	4.89	0.04	
Umbral	4.9	0.04	
Umbral	4.91	0.04	
Umbral	4.92	0.04	
Umbral	4.93	0.04	
Umbral	4.94	0.04	
Umbral	4.95	0.04	
Umbral	4.96	0.04	
Umbral	4.97	0.04	
Umbral	4.98	0.04	
Umbral	4.99	0.039	
Umbral	5	0.039	
Umbral	5.01	0.039	
Umbral	5.02	0.039	
Umbral	5.03	0.039	
Umbral	5.04	0.039	
Umbral	5.05	0.039	
Umbral	5.06	0.039	
Umbral	5.07	0.039	
Umbral	5.08	0.039	
Umbral	5.09	0.039	
Umbral	5.1	0.039	
Umbral	5.11	0.039	
Umbral	5.12	0.038	
Umbral	5.13	0.038	
Umbral	5.14	0.038	
Umbral	5.15	0.038	
Umbral	5.16	0.038	
Umbral	5.17	0.038	
Umbral	5.18	0.038	
Umbral	5.19	0.038	
Umbral	5.2	0.038	
Umbral	5.21	0.038	
Umbral	5.22	0.038	
Umbral	5.23	0.038	
Umbral	5.24	0.038	
Umbral	5.25	0.038	
Umbral	5.26	0.037	
Umbral	5.27	0.037	
Umbral	5.28	0.037	
Umbral	5.29	0.037	
Umbral	5.3	0.037	
Umbral	5.31	0.037	
Umbral	5.32	0.037	
Umbral	5.33	0.037	
Umbral	5.34	0.037	
Umbral	5.35	0.037	
Umbral	5.36	0.037	
Umbral	5.37	0.037	
Umbral	5.38	0.037	
Umbral	5.39	0.037	
Umbral	5.4	0.036	
Umbral	5.41	0.036	
Umbral	5.42	0.036	
Umbral	5.43	0.036	
Umbral	5.44	0.036	
Umbral	5.45	0.036	

Name	Period sec	Acceleration	Damping %
Umbral	5.46	0.036	
Umbral	5.47	0.036	
Umbral	5.48	0.036	
Umbral	5.49	0.036	
Umbral	5.5	0.036	
Umbral	5.51	0.036	
Umbral	5.52	0.036	
Umbral	5.53	0.036	
Umbral	5.54	0.036	
Umbral	5.55	0.035	
Umbral	5.56	0.035	
Umbral	5.57	0.035	
Umbral	5.58	0.035	
Umbral	5.59	0.035	
Umbral	5.6	0.035	
Umbral	5.61	0.035	
Umbral	5.62	0.035	
Umbral	5.63	0.035	
Umbral	5.64	0.035	
Umbral	5.65	0.035	
Umbral	5.66	0.035	
Umbral	5.67	0.035	
Umbral	5.68	0.035	
Umbral	5.69	0.035	
Umbral	5.7	0.035	
Umbral	5.71	0.034	
Umbral	5.72	0.034	
Umbral	5.73	0.034	
Umbral	5.74	0.034	
Umbral	5.75	0.034	
Umbral	5.76	0.034	
Umbral	5.77	0.034	
Umbral	5.78	0.034	
Umbral	5.79	0.034	
Umbral	5.8	0.034	
Umbral	5.81	0.034	
Umbral	5.82	0.034	
Umbral	5.83	0.034	
Umbral	5.84	0.034	
Umbral	5.85	0.034	
Umbral	5.86	0.034	
Umbral	5.87	0.034	
Umbral	5.88	0.033	
Umbral	5.89	0.033	
Umbral	5.9	0.033	
Umbral	5.91	0.033	
Umbral	5.92	0.033	
Umbral	5.93	0.033	
Umbral	5.94	0.033	
Umbral	5.95	0.033	
Umbral	5.96	0.033	
Umbral	5.97	0.033	
Umbral	5.98	0.033	
Umbral	5.99	0.033	
Umbral	6	0.033	
Umbral	6.01	0.033	
Umbral	6.02	0.033	
Umbral	6.03	0.033	
Umbral	6.04	0.033	
Umbral	6.05	0.033	

Name	Period sec	Acceleration	Damping %
Umbral	6.06	0.032	
Umbral	6.07	0.032	
Umbral	6.08	0.032	
Umbral	6.09	0.032	
Umbral	6.1	0.032	
Umbral	6.11	0.032	
Umbral	6.12	0.032	
Umbral	6.13	0.032	
Umbral	6.14	0.032	
Umbral	6.15	0.032	
Umbral	6.16	0.032	
Umbral	6.17	0.032	
Umbral	6.18	0.032	
Umbral	6.19	0.032	
Umbral	6.2	0.032	
Umbral	6.21	0.032	
Umbral	6.22	0.032	
Umbral	6.23	0.032	
Umbral	6.24	0.032	
Umbral	6.25	0.032	
Umbral	6.26	0.031	
Umbral	6.27	0.031	
Umbral	6.28	0.031	
Umbral	6.29	0.031	
Umbral	6.3	0.031	
Umbral	6.31	0.031	
Umbral	6.32	0.031	
Umbral	6.33	0.031	
Umbral	6.34	0.031	
Umbral	6.35	0.031	
Umbral	6.36	0.031	
Umbral	6.37	0.031	
Umbral	6.38	0.031	
Umbral	6.39	0.031	
Umbral	6.4	0.031	
Umbral	6.41	0.031	
Umbral	6.42	0.031	
Umbral	6.43	0.031	
Umbral	6.44	0.031	
Umbral	6.45	0.031	
Umbral	6.46	0.03	
Umbral	6.47	0.03	
Umbral	6.48	0.03	
Umbral	6.49	0.03	
Umbral	6.5	0.03	
Umbral	6.51	0.03	
Umbral	6.52	0.03	
Umbral	6.53	0.03	
Umbral	6.54	0.03	
Umbral	6.55	0.03	
Umbral	6.56	0.03	
Umbral	6.57	0.03	
Umbral	6.58	0.03	
Umbral	6.59	0.03	
Umbral	6.6	0.03	
Umbral	6.61	0.03	
Umbral	6.62	0.03	
Umbral	6.63	0.03	
Umbral	6.64	0.03	
Umbral	6.65	0.03	

Name	Period sec	Acceleration	Damping %
Umbral	6.66	0.03	
Umbral	6.67	0.03	
Umbral	6.68	0.029	
Umbral	6.69	0.029	
Umbral	6.7	0.029	
Umbral	6.71	0.029	
Umbral	6.72	0.029	
Umbral	6.73	0.029	
Umbral	6.74	0.029	
Umbral	6.75	0.029	
Umbral	6.76	0.029	
Umbral	6.77	0.029	
Umbral	6.78	0.029	
Umbral	6.79	0.029	
Umbral	6.8	0.029	
Umbral	6.81	0.029	
Umbral	6.82	0.029	
Umbral	6.83	0.029	
Umbral	6.84	0.029	
Umbral	6.85	0.029	
Umbral	6.86	0.029	
Umbral	6.87	0.029	
Umbral	6.88	0.029	
Umbral	6.89	0.029	
Umbral	6.9	0.029	
Umbral	6.91	0.028	
Umbral	6.92	0.028	
Umbral	6.93	0.028	
Umbral	6.94	0.028	
Umbral	6.95	0.028	
Umbral	6.96	0.028	
Umbral	6.97	0.028	
Umbral	6.98	0.028	
Umbral	6.99	0.028	
Umbral	7	0.028	
Umbral	7.01	0.028	
Umbral	7.02	0.028	
Umbral	7.03	0.028	
Umbral	7.04	0.028	
Umbral	7.05	0.028	
Umbral	7.06	0.028	
Umbral	7.07	0.028	
Umbral	7.08	0.028	
Umbral	7.09	0.028	
Umbral	7.1	0.028	
Umbral	7.11	0.028	
Umbral	7.12	0.028	
Umbral	7.13	0.028	
Umbral	7.14	0.028	
Umbral	7.15	0.028	
Umbral	7.16	0.027	
Umbral	7.17	0.027	
Umbral	7.18	0.027	
Umbral	7.19	0.027	
Umbral	7.2	0.027	
Umbral	7.21	0.027	
Umbral	7.22	0.027	
Umbral	7.23	0.027	
Umbral	7.24	0.027	
Umbral	7.25	0.027	

Name	Period sec	Acceleration	Damping %
Umbral	7.26	0.027	
Umbral	7.27	0.027	
Umbral	7.28	0.027	
Umbral	7.29	0.027	
Umbral	7.3	0.027	
Umbral	7.31	0.027	
Umbral	7.32	0.027	
Umbral	7.33	0.027	
Umbral	7.34	0.027	
Umbral	7.35	0.027	
Umbral	7.36	0.027	
Umbral	7.37	0.027	
Umbral	7.38	0.027	
Umbral	7.39	0.027	
Umbral	7.4	0.027	
Umbral	7.41	0.027	
Umbral	7.42	0.027	
Umbral	7.43	0.026	
Umbral	7.44	0.026	
Umbral	7.45	0.026	
Umbral	7.46	0.026	
Umbral	7.47	0.026	
Umbral	7.48	0.026	
Umbral	7.49	0.026	
Umbral	7.5	0.026	

4.4 Load Cases

Table 4.5 - Load Cases - Summary

Name	Type
D	Linear Static
L	Linear Static
LR	Linear Static
EX	Response Spectrum
EY	Response Spectrum
DISX	Response Spectrum
DISY	Response Spectrum
W	Linear Static
G	Linear Static
DERUX	Response Spectrum
DERUY	Response Spectrum

4.5 Load Combinations

Table 4.6 - Load Combinations

Name	Load Case/Combo	Scale Factor	Type	Auto
COMB1	D	1.4	Linear Add	No
COMB2	D	1.2	Linear Add	No
COMB2	L	1.6		No
COMB2	LR	0.5		No
COMB3	D	1.2	Linear Add	No
COMB3	L	1		No
COMB3	LR	1.6		No
COMB4	D	1.2	Linear Add	No
COMB4	L	1		No
COMB4	LR	0.5		No
COMB5	D	1.2	Linear Add	No
COMB5	L	1		No
COMB5	DISX	1		No

Name	Load Case/Combo	Scale Factor	Type	Auto
COMB5	DISY	0.3		No
COMB6	D	1.2	Linear Add	No
COMB6	L	1		No
COMB6	DISY	1		No
COMB6	DISX	0.3		No
COMB7	D	0.9	Linear Add	No
COMB7	DISY	1		No
COMB7	DISX	0.3		No
COMB8	D	0.9	Linear Add	No
COMB8	DISY	0.3		No
COMB8	DISX	1		No
ENVE	COMB1	1	Envelope	No
ENVE	COMB2	1		No
ENVE	COMB3	1		No
ENVE	COMB4	1		No
ENVE	COMB5	1		No
ENVE	COMB6	1		No
ENVE	COMB7	1		No
ENVE	COMB8	1		No
CIM01	D	1	Linear Add	No
CIM02	D	1	Linear Add	No
CIM02	L	1		No
CIM03	D	1	Linear Add	No
CIM03	LR	1		No
CIM04	D	1	Linear Add	No
CIM04	L	0.75		No
CIM04	LR	0.75		No
CIM05	D	1	Linear Add	No
CIM05	DISX	0.7		No
CIM05	DISY	0.21		No
CIM06	D	1	Linear Add	No
CIM06	DISX	0.21		No
CIM06	DISY	0.7		No
CIM07	D	1	Linear Add	No
CIM07	DISX	0.53		No
CIM07	DISY	0.16		No
CIM07	L	0.75		No
CIM07	LR	0.75		No
CIM08	D	1	Linear Add	No
CIM08	DISX	0.16		No
CIM08	DISY	0.53		No
CIM08	L	0.75		No
CIM08	LR	0.75		No
DER01	D	1.4	Linear Add	No
DER02	D	1.2	Linear Add	No
DER02	L	1.6		No
DER02	LR	0.5		No
DER03	D	1.2	Linear Add	No
DER03	L	1		No
DER03	LR	1.6		No
DER04	D	1.2	Linear Add	No
DER04	L	1		No
DER04	LR	0.5		No
DER05	D	1.2	Linear Add	No
DER05	L	1		No
DER05	EX	1		No
DER06	D	1.2	Linear Add	No
DER06	L	1		No
DER06	EY	1		No
DER07	D	0.9	Linear Add	No

Name	Load Case/Combo	Scale Factor	Type	Auto
DER07	EX	1		No
DER08	D	0.9	Linear Add	No
DER08	EY	1		No
DERUD01	D	1.4	Linear Add	No
DERUD02	D	1.2	Linear Add	No
DERUD02	L	1.6		No
DERUD02	LR	0.5		No
DERUD03	D	1.2	Linear Add	No
DERUD03	L	1		No
DERUD03	LR	1.6		No
DERUD04	D	1.2	Linear Add	No
DERUD04	L	1		No
DERUD04	LR	0.5		No
DERUD05	D	1.2	Linear Add	No
DERUD05	L	1		No
DERUD05	DERUX	1		No
DERUD06	D	1.2	Linear Add	No
DERUD06	L	1		No
DERUD06	DERUY	1		No
DERUD07	D	0.9	Linear Add	No
DERUD07	DERUX	1		No
DERUD08	D	0.9	Linear Add	No
DERUD08	DERUY	1		No
CIM09	D	0.6	Linear Add	No
CIM09	DISX	0.7		No
CIM09	DISY	0.21		No
CIM10	D	0.6	Linear Add	No
CIM10	DISX	0.21		No
CIM10	DISY	0.7		No
CIM11	D	1	Linear Add	No
CIM11	G	1		No
CIM12	D	1	Linear Add	No
CIM12	G	0.75		No
CIM12	L	0.75		No
CIM13	D	1	Linear Add	No
CIM13	G	0.75		No
CIM13	L	0.75		No
CIM13	DISX	0.53		No
CIM13	DISY	0.16		No
CIM14	D	1	Linear Add	No
CIM14	G	0.75		No
CIM14	L	0.75		No
CIM14	DISX	0.16		No
CIM14	DISY	0.53		No
CIM15	D	0.6	Linear Add	No
COMB9	D	1.2	Linear Add	No
COMB9	L	1.6		No
COMB9	G	0.5		No
COMB10	D	1.2	Linear Add	No
COMB10	L	1		No
COMB10	G	1.6		No
COMB11	D	1.2	Linear Add	No
COMB11	L	1		No
COMB11	G	0.5		No
DER09	D	1.2	Linear Add	No
DER09	L	1.6		No
DER09	G	0.5		No
DERUD09	D	1.2	Linear Add	No
DERUD09	L	1.6		No
DERUD09	G	0.5		No

Name	Load Case/Combo	Scale Factor	Type	Auto
DER10	D	1.2	Linear Add	No
DER10	L	1		No
DER10	G	1.6		No
DERUD10	D	1.2	Linear Add	No
DERUD10	L	1		No
DERUD10	G	1.6		No
DER11	D	1.2	Linear Add	No
DER11	L	1		No
DER11	G	0.5		No
DERUD11	D	1.2	Linear Add	No
DERUD11	L	1		No
DERUD11	G	0.5		No

5 Analysis Results

This chapter provides analysis results.

5.1 Structure Results

Table 5.1 - Base Reactions

Load Case/Combo	FX kN	FY kN	FZ kN	MX kN-m	MY kN-m	MZ kN-m	X m	Y m	Z m
D	0	0	243.873	292.6143	-645.7247	-1.33E-05	0	0	0
L	0	0	25.38	-30.5049	-67.0982	-4.069E-06	0	0	0
LR	0	0	15.37	44.5732	-40.7305	0	0	0	0
EX Max	152.5006	0.3205	0	1.0441	496.9919	484.9671	0	0	0
EY Max	0.2477	154.6419	0	503.7367	0.8071	409.2409	0	0	0
DISX Max	76.2227	0.1602	0	0.5219	248.4061	242.3959	0	0	0
DISY Max	0.124	77.3933	0	252.104	0.4039	204.8119	0	0	0
W	0	0	0	0	0	0	0	0	0
G	0	0	43.43	73.894	-115.0101	-2.196E-06	0	0	0
DERUX Max	10.7819	0.0219	0	0.0715	35.1413	29.8	0	0	0
DERUY Max	0.0219	13.3544	0	43.5011	0.0715	35.3395	0	0	0
COMB1	0	0	341.4223	409.6601	-904.0145	-1.863E-05	0	0	0
COMB2	0	0	340.9407	324.616	-902.592	-2.252E-05	0	0	0
COMB3	0	0	342.6197	391.9494	-907.1366	-2.016E-05	0	0	0
COMB4	0	0	325.7127	342.9189	-862.3331	-2.007E-05	0	0	0
COMB5 Max	76.2599	23.3782	318.0277	396.7853	-593.4405	303.8394	0	0	0
COMB5 Min	-76.2599	-23.3782	318.0277	244.4793	-1090.4951	-303.8395	0	0	0
COMB6 Max	22.9908	77.4413	318.0277	572.8928	-767.0421	277.5306	0	0	0
COMB6 Min	-22.9908	-77.4413	318.0277	68.3718	-916.8935	-277.5307	0	0	0
COMB7 Max	22.9908	77.4413	219.4857	515.6134	-506.2265	277.5306	0	0	0
COMB7 Min	-22.9908	-77.4413	219.4857	11.0924	-656.0779	-277.5307	0	0	0
COMB8 Max	76.2599	23.3782	219.4857	339.506	-332.6249	303.8394	0	0	0
COMB8 Min	-76.2599	-23.3782	219.4857	187.1999	-829.6795	-303.8395	0	0	0
ENVE Max	76.2599	77.4413	342.6197	572.8928	-332.6249	303.8394	0	0	0
ENVE Min	-76.2599	-77.4413	219.4857	11.0924	-1090.4951	-303.8395	0	0	0
CIM01	0	0	243.873	292.6143	-645.7247	-1.33E-05	0	0	0
CIM02	0	0	269.253	262.1094	-712.8229	-1.737E-05	0	0	0
CIM03	0	0	259.243	337.1876	-686.4552	-1.338E-05	0	0	0
CIM04	0	0	274.4355	303.1656	-726.5962	-1.642E-05	0	0	0
CIM05 Max	53.3819	16.3647	243.873	345.9215	-471.7556	212.6876	0	0	0
CIM05 Min	-53.3819	-16.3647	243.873	239.3072	-819.6937	-212.6876	0	0	0
CIM06 Max	16.0936	54.2089	243.873	469.1967	-593.2767	194.2714	0	0	0
CIM06 Min	-16.0936	-54.2089	243.873	116.032	-698.1727	-194.2715	0	0	0
CIM07 Max	40.4179	12.4678	274.4355	343.7788	-594.8763	161.2397	0	0	0
CIM07 Min	-40.4179	-12.4678	274.4355	262.5524	-858.316	-161.2397	0	0	0
CIM08 Max	12.2613	41.0441	274.4355	436.8642	-686.6372	147.3336	0	0	0
CIM08 Min	-12.2613	-41.0441	274.4355	169.467	-766.5552	-147.3337	0	0	0
DER01	0	0	341.4223	409.6601	-904.0145	-1.863E-05	0	0	0
DER02	0	0	340.9407	324.616	-902.592	-2.252E-05	0	0	0
DER03	0	0	342.6197	391.9494	-907.1366	-2.016E-05	0	0	0
DER04	0	0	325.7127	342.9189	-862.3331	-2.007E-05	0	0	0
DER05 Max	152.5006	0.3205	318.0277	321.6764	-344.976	484.9671	0	0	0
DER05 Min	-152.5006	-0.3205	318.0277	319.5882	-1338.9597	-484.9671	0	0	0
DER06 Max	0.2477	154.6419	318.0277	824.369	-841.1607	409.2409	0	0	0
DER06 Min	-0.2477	-154.6419	318.0277	-183.1044	-842.7749	-409.241	0	0	0
DER07 Max	152.5006	0.3205	219.4857	264.397	-84.1603	484.9671	0	0	0
DER07 Min	-152.5006	-0.3205	219.4857	262.3088	-1078.1441	-484.9671	0	0	0
DER08 Max	0.2477	154.6419	219.4857	767.0896	-580.3451	409.2409	0	0	0
DER08 Min	-0.2477	-154.6419	219.4857	-240.3838	-581.9593	-409.2409	0	0	0
DERUD01	0	0	341.4223	409.6601	-904.0145	-1.863E-05	0	0	0
DERUD02	0	0	340.9407	324.616	-902.592	-2.252E-05	0	0	0
DERUD03	0	0	342.6197	391.9494	-907.1366	-2.016E-05	0	0	0
DERUD04	0	0	325.7127	342.9189	-862.3331	-2.007E-05	0	0	0
DERUD05 Max	10.7819	0.0219	318.0277	320.7038	-806.8265	29.7999	0	0	0

Load Case/Combo	FX kN	FY kN	FZ kN	MX kN-m	MY kN-m	MZ kN-m	X m	Y m	Z m
DERUD05 Min	-10.7819	-0.0219	318.0277	320.5608	-877.1091	-29.8	0	0	0
DERUD06 Max	0.0219	13.3544	318.0277	364.1334	-841.8964	35.3394	0	0	0
DERUD06 Min	-0.0219	-13.3544	318.0277	277.1312	-842.0393	-35.3395	0	0	0
DERUD07 Max	10.7819	0.0219	219.4857	263.4244	-546.0109	29.7999	0	0	0
DERUD07 Min	-10.7819	-0.0219	219.4857	263.2815	-616.2935	-29.8	0	0	0
DERUD08 Max	0.0219	13.3544	219.4857	306.854	-581.0807	35.3395	0	0	0
DERUD08 Min	-0.0219	-13.3544	219.4857	219.8518	-581.2237	-35.3395	0	0	0
CIM09 Max	53.3819	16.3647	146.3238	228.8757	-213.4657	212.6876	0	0	0
CIM09 Min	-53.3819	-16.3647	146.3238	122.2615	-561.4039	-212.6876	0	0	0
CIM10 Max	16.0936	54.2089	146.3238	352.151	-334.9868	194.2714	0	0	0
CIM10 Min	-16.0936	-54.2089	146.3238	-1.0138	-439.8828	-194.2715	0	0	0
CIM11	0	0	287.303	366.5083	-760.7348	-1.55E-05	0	0	0
CIM12	0	0	295.4805	325.1561	-782.3059	-1.8E-05	0	0	0
CIM13 Max	40.4179	12.4678	295.4805	365.7694	-650.5861	161.2397	0	0	0
CIM13 Min	-40.4179	-12.4678	295.4805	284.5429	-914.0258	-161.2397	0	0	0
CIM14 Max	12.2613	41.0441	295.4805	458.8547	-742.3469	147.3336	0	0	0
CIM14 Min	-12.2613	-41.0441	295.4805	191.4575	-822.2649	-147.3337	0	0	0
CIM15	0	0	146.3238	175.5686	-387.4348	-7.982E-06	0	0	0
COMB9	0	0	354.9707	339.2763	-939.7318	-2.357E-05	0	0	0
COMB10	0	0	387.5157	438.8627	-1025.984	-2.355E-05	0	0	0
COMB11	0	0	339.7427	357.5793	-899.4729	-2.113E-05	0	0	0
DER09	0	0	354.9707	339.2763	-939.7318	-2.357E-05	0	0	0
DERUD09	0	0	354.9707	339.2763	-939.7318	-2.357E-05	0	0	0
DER10	0	0	387.5157	438.8627	-1025.984	-2.355E-05	0	0	0
DERUD10	0	0	387.5157	438.8627	-1025.984	-2.355E-05	0	0	0
DER11	0	0	339.7427	357.5793	-899.4729	-2.113E-05	0	0	0
DERUD11	0	0	339.7427	357.5793	-899.4729	-2.113E-05	0	0	0

Table 5.2 - Centers of Mass and Rigidity

Story	Diaphragm	Mass X kg	Mass Y kg	XCM m	YCM m	Cumulative X kg	Cumulative Y kg	XCCM m	YCCM m	XCR m	YCR m
N1	D1	17427.95	17427.95	2.6466	-0.6523	17427.95	17427.95	2.6466	-0.6523	2.65	2.3302

Table 5.3 - Diaphragm Center of Mass Displacements

Story	Diaphragm	Load Case/Combo	UX mm	UY mm	RZ rad	Point	X m	Y m	Z m
N1	D1	D	-0.005457	-1.1	-4.452E-07	1	2.6466	-0.6523	3.25
N1	D1	L	-0.00162	-0.3	-1.484E-07	1	2.6466	-0.6523	3.25
N1	D1	LR	-2.112E-09	0.00165	-1.105E-12	1	2.6466	-0.6523	3.25
N1	D1	EX Max	8.3	0.01284	0.001204	1	2.6466	-0.6523	3.25
N1	D1	EY Max	0.0111	5.3	1E-06	1	2.6466	-0.6523	3.25
N1	D1	DISX Max	4.1	0.006418	0.000602	1	2.6466	-0.6523	3.25
N1	D1	DISY Max	0.005554	2.6	1E-06	1	2.6466	-0.6523	3.25
N1	D1	W	0	0	0	1	2.6466	-0.6523	3.25
N1	D1	G	-0.0008101	-0.2	-7.42E-08	1	2.6466	-0.6523	3.25
N1	D1	DERUX Max	0.6	0.0009089	8.6E-05	1	2.6466	-0.6523	3.25
N1	D1	DERUY Max	0.001024	0.5	1.314E-07	1	2.6466	-0.6523	3.25
N1	D1	COMB1	-0.00764	-1.5	-1E-06	1	2.6466	-0.6523	3.25
N1	D1	COMB2	-0.009141	-1.8	-1E-06	1	2.6466	-0.6523	3.25
N1	D1	COMB3	-0.008169	-1.6	-1E-06	1	2.6466	-0.6523	3.25
N1	D1	COMB4	-0.008169	-1.6	-1E-06	1	2.6466	-0.6523	3.25
N1	D1	COMB5 Max	4.1	-0.8	0.000601	1	2.6466	-0.6523	3.25
N1	D1	COMB5 Min	-4.1	-2.4	-0.000602	1	2.6466	-0.6523	3.25
N1	D1	COMB6 Max	1.2	1	0.00018	1	2.6466	-0.6523	3.25
N1	D1	COMB6 Min	-1.3	-4.3	-0.000182	1	2.6466	-0.6523	3.25
N1	D1	COMB7 Max	1.2	1.7	0.000181	1	2.6466	-0.6523	3.25
N1	D1	COMB7 Min	-1.3	-3.6	-0.000182	1	2.6466	-0.6523	3.25
N1	D1	COMB8 Max	4.1	-0.2	0.000601	1	2.6466	-0.6523	3.25

Story	Diaphragm	Load Case/Combo	UX mm	UY mm	RZ rad	Point	X m	Y m	Z m
N1	D1	COMB8 Min	-4.1	-1.8	-0.000602	1	2.6466	-0.6523	3.25
N1	D1	ENVE Max	4.1	1.7	0.000601	1	2.6466	-0.6523	3.25
N1	D1	ENVE Min	-4.1	-4.3	-0.000602	1	2.6466	-0.6523	3.25
N1	D1	CIM01	-0.005457	-1.1	-4.452E-07	1	2.6466	-0.6523	3.25
N1	D1	CIM02	-0.007078	-1.4	-1E-06	1	2.6466	-0.6523	3.25
N1	D1	CIM03	-0.005457	-1.1	-4.452E-07	1	2.6466	-0.6523	3.25
N1	D1	CIM04	-0.006672	-1.3	-1E-06	1	2.6466	-0.6523	3.25
N1	D1	CIM05 Max	2.9	-0.5	0.000421	1	2.6466	-0.6523	3.25
N1	D1	CIM05 Min	-2.9	-1.6	-0.000422	1	2.6466	-0.6523	3.25
N1	D1	CIM06 Max	0.9	0.8	0.000126	1	2.6466	-0.6523	3.25
N1	D1	CIM06 Min	-0.9	-2.9	-0.000127	1	2.6466	-0.6523	3.25
N1	D1	CIM07 Max	2.2	-0.9	0.000318	1	2.6466	-0.6523	3.25
N1	D1	CIM07 Min	-2.2	-1.8	-0.000319	1	2.6466	-0.6523	3.25
N1	D1	CIM08 Max	0.7	0.1	9.6E-05	1	2.6466	-0.6523	3.25
N1	D1	CIM08 Min	-0.7	-2.7	-9.7E-05	1	2.6466	-0.6523	3.25
N1	D1	DER01	-0.00764	-1.5	-1E-06	1	2.6466	-0.6523	3.25
N1	D1	DER02	-0.009141	-1.8	-1E-06	1	2.6466	-0.6523	3.25
N1	D1	DER03	-0.008169	-1.6	-1E-06	1	2.6466	-0.6523	3.25
N1	D1	DER04	-0.008169	-1.6	-1E-06	1	2.6466	-0.6523	3.25
N1	D1	DER05 Max	8.3	-1.6	0.001203	1	2.6466	-0.6523	3.25
N1	D1	DER05 Min	-8.3	-1.6	-0.001204	1	2.6466	-0.6523	3.25
N1	D1	DER06 Max	0.002929	3.6	1E-06	1	2.6466	-0.6523	3.25
N1	D1	DER06 Min	-0.01927	-6.9	-2E-06	1	2.6466	-0.6523	3.25
N1	D1	DER07 Max	8.3	-1	0.001203	1	2.6466	-0.6523	3.25
N1	D1	DER07 Min	-8.3	-1	-0.001204	1	2.6466	-0.6523	3.25
N1	D1	DER08 Max	0.006187	4.3	1E-06	1	2.6466	-0.6523	3.25
N1	D1	DER08 Min	-0.01601	-6.2	-2E-06	1	2.6466	-0.6523	3.25
N1	D1	DERUD01	-0.00764	-1.5	-1E-06	1	2.6466	-0.6523	3.25
N1	D1	DERUD02	-0.009141	-1.8	-1E-06	1	2.6466	-0.6523	3.25
N1	D1	DERUD03	-0.008169	-1.6	-1E-06	1	2.6466	-0.6523	3.25
N1	D1	DERUD04	-0.008169	-1.6	-1E-06	1	2.6466	-0.6523	3.25
N1	D1	DERUD05 Max	0.6	-1.6	8.6E-05	1	2.6466	-0.6523	3.25
N1	D1	DERUD05 Min	-0.6	-1.6	-8.7E-05	1	2.6466	-0.6523	3.25
N1	D1	DERUD06 Max	-0.007145	-1.2	-1E-06	1	2.6466	-0.6523	3.25
N1	D1	DERUD06 Min	-0.009193	-2.1	-1E-06	1	2.6466	-0.6523	3.25
N1	D1	DERUD07 Max	0.6	-1	8.6E-05	1	2.6466	-0.6523	3.25
N1	D1	DERUD07 Min	-0.6	-1	-8.7E-05	1	2.6466	-0.6523	3.25
N1	D1	DERUD08 Max	-0.003888	-0.5	-2.692E-07	1	2.6466	-0.6523	3.25
N1	D1	DERUD08 Min	-0.005935	-1.4	-1E-06	1	2.6466	-0.6523	3.25
N1	D1	CIM09 Max	2.9	-0.1	0.000421	1	2.6466	-0.6523	3.25
N1	D1	CIM09 Min	-2.9	-1.2	-0.000421	1	2.6466	-0.6523	3.25
N1	D1	CIM10 Max	0.9	1.2	0.000127	1	2.6466	-0.6523	3.25
N1	D1	CIM10 Min	-0.9	-2.5	-0.000127	1	2.6466	-0.6523	3.25
N1	D1	CIM11	-0.006267	-1.2	-1E-06	1	2.6466	-0.6523	3.25
N1	D1	CIM12	-0.00728	-1.5	-1E-06	1	2.6466	-0.6523	3.25
N1	D1	CIM13 Max	2.2	-1	0.000318	1	2.6466	-0.6523	3.25
N1	D1	CIM13 Min	-2.2	-1.9	-0.00032	1	2.6466	-0.6523	3.25
N1	D1	CIM14 Max	0.7	-0.1	9.6E-05	1	2.6466	-0.6523	3.25
N1	D1	CIM14 Min	-0.7	-2.8	-9.7E-05	1	2.6466	-0.6523	3.25
N1	D1	CIM15	-0.003274	-0.6	-2.671E-07	1	2.6466	-0.6523	3.25
N1	D1	COMB9	-0.009546	-1.9	-1E-06	1	2.6466	-0.6523	3.25
N1	D1	COMB10	-0.009465	-1.9	-1E-06	1	2.6466	-0.6523	3.25
N1	D1	COMB11	-0.008574	-1.7	-1E-06	1	2.6466	-0.6523	3.25
N1	D1	DER09	-0.009546	-1.9	-1E-06	1	2.6466	-0.6523	3.25
N1	D1	DERUD09	-0.009546	-1.9	-1E-06	1	2.6466	-0.6523	3.25
N1	D1	DER10	-0.009465	-1.9	-1E-06	1	2.6466	-0.6523	3.25
N1	D1	DERUD10	-0.009465	-1.9	-1E-06	1	2.6466	-0.6523	3.25
N1	D1	DER11	-0.008574	-1.7	-1E-06	1	2.6466	-0.6523	3.25
N1	D1	DERUD11	-0.008574	-1.7	-1E-06	1	2.6466	-0.6523	3.25

5.2 Story Results

Table 5.4 - Story Max/Avg Displacements

Story	Load Case/Combo	Direction	Maximum mm	Average mm	Ratio
N1	D	Y	1.1	1.1	1.001
N1	L	Y	0.3	0.3	1.001
N1	LR	Y	0.00165	0.00165	1
N1	EX Max	X	7.6	7.6	1
N1	EX Max	Y	3.2	3.2	1.001
N1	EY Max	Y	5.3	5.3	1
N1	DISX Max	X	3.8	3.8	1
N1	DISX Max	Y	1.6	1.6	1.001
N1	DISY Max	Y	2.6	2.6	1
N1	G	Y	0.2	0.2	1.001
N1	DERUX Max	X	0.6	0.6	1
N1	DERUX Max	Y	0.2	0.2	1.001
N1	DERUY Max	Y	0.5	0.5	1
N1	COMB1	Y	1.5	1.5	1.001
N1	COMB2	Y	1.8	1.8	1.001
N1	COMB3	Y	1.6	1.6	1.001
N1	COMB4	Y	1.6	1.6	1.001
N1	COMB5 Max	X	3.8	3.8	1
N1	COMB5 Max	Y	0.8	0.8	1.005
N1	COMB5 Min	X	3.8	3.8	1
N1	COMB5 Min	Y	4	4	1
N1	COMB6 Max	X	1.1	1.1	1
N1	COMB6 Max	Y	1.5	1.5	1.002
N1	COMB6 Min	X	1.2	1.2	1
N1	COMB6 Min	Y	4.7	4.7	1
N1	COMB7 Max	X	1.1	1.1	1
N1	COMB7 Max	Y	2.1	2.1	1.001
N1	COMB7 Min	X	1.1	1.1	1
N1	COMB7 Min	Y	4.1	4.1	1
N1	COMB8 Max	X	3.8	3.8	1
N1	COMB8 Max	Y	1.4	1.4	1.002
N1	COMB8 Min	X	3.8	3.8	1
N1	COMB8 Min	Y	3.4	3.4	1
N1	ENVE Max	X	3.8	3.8	1
N1	ENVE Max	Y	2.1	2.1	1.001
N1	ENVE Min	X	3.8	3.8	1
N1	ENVE Min	Y	4.7	4.7	1
N1	CIM01	Y	1.1	1.1	1.001
N1	CIM02	Y	1.4	1.4	1.001
N1	CIM03	Y	1.1	1.1	1.001
N1	CIM04	Y	1.3	1.3	1.001
N1	CIM05 Max	X	2.7	2.7	1
N1	CIM05 Max	Y	0.6	0.6	1.004
N1	CIM05 Min	X	2.7	2.7	1
N1	CIM05 Min	Y	2.7	2.7	1
N1	CIM06 Max	X	0.8	0.8	1
N1	CIM06 Max	Y	1.1	1.1	1.002
N1	CIM06 Min	X	0.8	0.8	1
N1	CIM06 Min	Y	3.3	3.3	1
N1	CIM07 Max	X	2	2	1
N1	CIM07 Min	X	2	2	1
N1	CIM07 Min	Y	2.6	2.6	1
N1	CIM08 Max	X	0.6	0.6	1
N1	CIM08 Max	Y	0.3	0.3	1.006
N1	CIM08 Min	X	0.6	0.6	1
N1	CIM08 Min	Y	3	3	1
N1	DER01	Y	1.5	1.5	1.001

Story	Load Case/Combo	Direction	Maximum mm	Average mm	Ratio
N1	DER02	Y	1.8	1.8	1.001
N1	DER03	Y	1.6	1.6	1.001
N1	DER04	Y	1.6	1.6	1.001
N1	DER05 Max	X	7.6	7.6	1
N1	DER05 Max	Y	1.6	1.6	1.003
N1	DER05 Min	X	7.6	7.6	1
N1	DER05 Min	Y	4.8	4.8	1
N1	DER06 Max	Y	3.6	3.6	1.001
N1	DER06 Min	Y	6.9	6.9	1
N1	DER07 Max	X	7.6	7.6	1
N1	DER07 Max	Y	2.2	2.2	1.002
N1	DER07 Min	X	7.6	7.6	1
N1	DER07 Min	Y	4.2	4.2	1.001
N1	DER08 Max	Y	4.3	4.3	1
N1	DER08 Min	Y	6.2	6.2	1
N1	DERUD01	Y	1.5	1.5	1.001
N1	DERUD02	Y	1.8	1.8	1.001
N1	DERUD03	Y	1.6	1.6	1.001
N1	DERUD04	Y	1.6	1.6	1.001
N1	DERUD05 Max	X	0.5	0.5	1
N1	DERUD05 Max	Y	1.4	1.4	1.002
N1	DERUD05 Min	X	0.6	0.6	1
N1	DERUD05 Min	Y	1.9	1.9	1.001
N1	DERUD06 Max	Y	1.2	1.2	1.002
N1	DERUD06 Min	Y	2.1	2.1	1.001
N1	DERUD07 Max	X	0.6	0.6	1
N1	DERUD07 Max	Y	0.7	0.7	1.002
N1	DERUD07 Min	X	0.6	0.6	1
N1	DERUD07 Min	Y	1.2	1.2	1.001
N1	DERUD08 Max	Y	0.5	0.5	1.002
N1	DERUD08 Min	Y	1.4	1.4	1.001
N1	CIM09 Max	X	2.7	2.7	1
N1	CIM09 Max	Y	1	1	1.002
N1	CIM09 Min	X	2.7	2.7	1
N1	CIM09 Min	Y	2.3	2.3	1
N1	CIM10 Max	X	0.8	0.8	1
N1	CIM10 Max	Y	1.5	1.5	1.001
N1	CIM10 Min	X	0.8	0.8	1
N1	CIM10 Min	Y	2.8	2.8	1
N1	CIM11	Y	1.2	1.2	1.001
N1	CIM12	Y	1.5	1.5	1.001
N1	CIM13 Max	X	2	2	1
N1	CIM13 Min	X	2	2	1
N1	CIM13 Min	Y	2.7	2.7	1
N1	CIM14 Max	X	0.6	0.6	1
N1	CIM14 Max	Y	0.2	0.2	1.01
N1	CIM14 Min	X	0.6	0.6	1
N1	CIM14 Min	Y	3.1	3.1	1
N1	CIM15	Y	0.6	0.6	1.001
N1	COMB9	Y	1.9	1.9	1.001
N1	COMB10	Y	1.9	1.9	1.001
N1	COMB11	Y	1.7	1.7	1.001
N1	DER09	Y	1.9	1.9	1.001
N1	DERUD09	Y	1.9	1.9	1.001
N1	DER10	Y	1.9	1.9	1.001
N1	DERUD10	Y	1.9	1.9	1.001
N1	DER11	Y	1.7	1.7	1.001
N1	DERUD11	Y	1.7	1.7	1.001

Table 5.5 - Story Drifts

Story	Load Case/Combo	Direction	Drift	Label	X m	Y m	Z m
N1	D	Y	0.000332	3	5.3	0	3.25
N1	L	Y	0.000103	3	5.3	0	3.25
N1	LR	Y	1E-06	1	0	0	3.25
N1	EX Max	X	0.002336	3	5.3	0	3.25
N1	EX Max	Y	0.000982	1	0	0	3.25
N1	EY Max	Y	0.001617	1	0	0	3.25
N1	DISX Max	X	0.001167	3	5.3	0	3.25
N1	DISX Max	Y	0.000491	1	0	0	3.25
N1	DISY Max	Y	0.000809	1	0	0	3.25
N1	G	Y	5.1E-05	4	5.3	5.8	3.25
N1	DERUX Max	X	0.000171	3	5.3	0	3.25
N1	DERUX Max	Y	7E-05	1	0	0	3.25
N1	DERUY Max	Y	0.00014	1	0	0	3.25
N1	COMB1	Y	0.000465	3	5.3	0	3.25
N1	COMB2	Y	0.000563	3	5.3	0	3.25
N1	COMB3	Y	0.0005	3	5.3	0	3.25
N1	COMB4	Y	0.000501	3	5.3	0	3.25
N1	COMB5 Max	X	0.001166	3	5.3	0	3.25
N1	COMB5 Max	Y	0.000234	1	0	0	3.25
N1	COMB5 Min	X	0.00117	3	5.3	0	3.25
N1	COMB5 Min	Y	0.001234	1	0	0	3.25
N1	COMB6 Max	X	0.000349	3	5.3	0	3.25
N1	COMB6 Max	Y	0.000457	1	0	0	3.25
N1	COMB6 Min	X	0.000354	3	5.3	0	3.25
N1	COMB6 Min	Y	0.001457	3	5.3	0	3.25
N1	COMB7 Max	X	0.00035	3	5.3	0	3.25
N1	COMB7 Max	Y	0.000659	1	0	0	3.25
N1	COMB7 Min	X	0.000353	3	5.3	0	3.25
N1	COMB7 Min	Y	0.001255	3	5.3	0	3.25
N1	COMB8 Max	X	0.001167	3	5.3	0	3.25
N1	COMB8 Max	Y	0.000436	1	0	0	3.25
N1	COMB8 Min	X	0.001169	3	5.3	0	3.25
N1	COMB8 Min	Y	0.001032	1	0	0	3.25
N1	ENVE Max	X	0.001167	3	5.3	0	3.25
N1	ENVE Max	Y	0.000659	1	0	0	3.25
N1	ENVE Min	X	0.00117	3	5.3	0	3.25
N1	ENVE Min	Y	0.001457	3	5.3	0	3.25
N1	CIM01	Y	0.000332	3	5.3	0	3.25
N1	CIM02	Y	0.000435	3	5.3	0	3.25
N1	CIM03	Y	0.000331	3	5.3	0	3.25
N1	CIM04	Y	0.000409	3	5.3	0	3.25
N1	CIM05 Max	X	0.000816	3	5.3	0	3.25
N1	CIM05 Max	Y	0.000183	1	0	0	3.25
N1	CIM05 Min	X	0.000819	3	5.3	0	3.25
N1	CIM05 Min	Y	0.000845	1	0	0	3.25
N1	CIM06 Max	X	0.000245	3	5.3	0	3.25
N1	CIM06 Max	Y	0.000338	1	0	0	3.25
N1	CIM06 Min	X	0.000248	3	5.3	0	3.25
N1	CIM06 Min	Y	0.001001	3	5.3	0	3.25
N1	CIM07 Max	X	0.000617	3	5.3	0	3.25
N1	CIM07 Min	X	0.000621	3	5.3	0	3.25
N1	CIM07 Min	Y	0.000798	3	5.3	0	3.25
N1	CIM08 Max	X	0.000186	3	5.3	0	3.25
N1	CIM08 Max	Y	0.0001	1	0	0	3.25
N1	CIM08 Min	X	0.00019	3	5.3	0	3.25
N1	CIM08 Min	Y	0.000916	3	5.3	0	3.25
N1	DER01	Y	0.000465	3	5.3	0	3.25
N1	DER02	Y	0.000563	3	5.3	0	3.25
N1	DER03	Y	0.0005	3	5.3	0	3.25
N1	DER04	Y	0.000501	3	5.3	0	3.25

Story	Load Case/Combo	Direction	Drift	Label	X m	Y m	Z m
N1	DER05 Max	X	0.002333	3	5.3	0	3.25
N1	DER05 Max	Y	0.000482	1	0	0	3.25
N1	DER05 Min	X	0.002338	3	5.3	0	3.25
N1	DER05 Min	Y	0.001482	1	0	0	3.25
N1	DER06 Max	Y	0.001117	1	0	0	3.25
N1	DER06 Min	Y	0.002118	3	5.3	0	3.25
N1	DER07 Max	X	0.002334	3	5.3	0	3.25
N1	DER07 Max	Y	0.000684	1	0	0	3.25
N1	DER07 Min	X	0.002337	3	5.3	0	3.25
N1	DER07 Min	Y	0.00128	1	0	0	3.25
N1	DER08 Max	Y	0.001319	1	0	0	3.25
N1	DER08 Min	Y	0.001915	3	5.3	0	3.25
N1	DERUD01	Y	0.000465	3	5.3	0	3.25
N1	DERUD02	Y	0.000563	3	5.3	0	3.25
N1	DERUD03	Y	0.0005	3	5.3	0	3.25
N1	DERUD04	Y	0.000501	3	5.3	0	3.25
N1	DERUD05 Max	X	0.000169	3	5.3	0	3.25
N1	DERUD05 Max	Y	0.000431	3	5.3	0	3.25
N1	DERUD05 Min	X	0.000174	3	5.3	0	3.25
N1	DERUD05 Min	Y	0.000571	3	5.3	0	3.25
N1	DERUD06 Max	Y	0.000362	3	5.3	0	3.25
N1	DERUD06 Min	Y	0.000641	3	5.3	0	3.25
N1	DERUD07 Max	X	0.00017	3	5.3	0	3.25
N1	DERUD07 Max	Y	0.000228	3	5.3	0	3.25
N1	DERUD07 Min	X	0.000173	3	5.3	0	3.25
N1	DERUD07 Min	Y	0.000369	3	5.3	0	3.25
N1	DERUD08 Max	Y	0.000159	3	5.3	0	3.25
N1	DERUD08 Min	Y	0.000438	3	5.3	0	3.25
N1	CIM09 Max	X	0.000817	3	5.3	0	3.25
N1	CIM09 Max	Y	0.000315	1	0	0	3.25
N1	CIM09 Min	X	0.000819	3	5.3	0	3.25
N1	CIM09 Min	Y	0.000712	1	0	0	3.25
N1	CIM10 Max	X	0.000245	3	5.3	0	3.25
N1	CIM10 Max	Y	0.000471	1	0	0	3.25
N1	CIM10 Min	X	0.000247	3	5.3	0	3.25
N1	CIM10 Min	Y	0.000868	3	5.3	0	3.25
N1	CIM11	Y	0.000382	3	5.3	0	3.25
N1	CIM12	Y	0.000447	3	5.3	0	3.25
N1	CIM13 Max	X	0.000617	3	5.3	0	3.25
N1	CIM13 Max	Y	5.9E-05	4	5.3	5.8	3.25
N1	CIM13 Min	X	0.000621	3	5.3	0	3.25
N1	CIM13 Min	Y	0.000836	3	5.3	0	3.25
N1	CIM14 Max	X	0.000186	3	5.3	0	3.25
N1	CIM14 Max	Y	6.2E-05	1	0	0	3.25
N1	CIM14 Min	X	0.00019	3	5.3	0	3.25
N1	CIM14 Min	Y	0.000954	3	5.3	0	3.25
N1	CIM15	Y	0.000199	3	5.3	0	3.25
N1	COMB9	Y	0.000588	3	5.3	0	3.25
N1	COMB10	Y	0.000582	3	5.3	0	3.25
N1	COMB11	Y	0.000526	3	5.3	0	3.25
N1	DER09	Y	0.000588	3	5.3	0	3.25
N1	DERUD09	Y	0.000588	3	5.3	0	3.25
N1	DER10	Y	0.000582	3	5.3	0	3.25
N1	DERUD10	Y	0.000582	3	5.3	0	3.25
N1	DER11	Y	0.000526	3	5.3	0	3.25
N1	DERUD11	Y	0.000526	3	5.3	0	3.25

Table 5.6 - Story Forces

Story	Load Case/Combo	Location	P kN	VX kN	VY kN	T kN-m	MX kN-m	MY kN-m

Story	Load Case/Combo	Location	P kN	VX kN	VY kN	T kN-m	MX kN-m	MY kN-m
N1	D	Top	194.8682	0	0	-1.33E-05	150.7364	-515.8629
N1	D	Bottom	243.873	0	0	-1.33E-05	292.6143	-645.7247
N1	L	Top	25.38	0	0	-4.069E-06	-30.4319	-67.0985
N1	L	Bottom	25.38	0	0	-4.069E-06	-30.5049	-67.0982
N1	LR	Top	15.37	0	0	0	44.573	-40.7305
N1	LR	Bottom	15.37	0	0	0	44.5732	-40.7305
N1	EX Max	Top	0	152.5006	0.3205	484.9671	7.516E-07	0.0001
N1	EX Max	Bottom	0	152.5006	0.3205	484.9671	1.0441	496.9919
N1	EY Max	Top	0	0.2477	154.6419	409.2409	0.0002	5.478E-07
N1	EY Max	Bottom	0	0.2477	154.6419	409.2409	503.7367	0.8071
N1	DISX Max	Top	0	76.2227	0.1602	242.3959	0	3.149E-05
N1	DISX Max	Bottom	0	76.2227	0.1602	242.3959	0.5219	248.4061
N1	DISY Max	Top	0	0.124	77.3933	204.8119	0.0001	0
N1	DISY Max	Bottom	0	0.124	77.3933	204.8119	252.104	0.4039
N1	W	Top	0	0	0	0	0	0
N1	W	Bottom	0	0	0	0	0	0
N1	G	Top	43.43	0	0	-2.196E-06	73.93	-115.0103
N1	G	Bottom	43.43	0	0	-2.196E-06	73.894	-115.0101
N1	DERUX Max	Top	0	10.7819	0.0219	29.8	0	4.323E-06
N1	DERUX Max	Bottom	0	10.7819	0.0219	29.8	0.0715	35.1413
N1	DERUY Max	Top	0	0.0219	13.3544	35.3395	1.417E-05	0
N1	DERUY Max	Bottom	0	0.0219	13.3544	35.3395	43.5011	0.0715
N1	COMB1	Top	272.8155	0	0	-1.863E-05	211.031	-722.2081
N1	COMB1	Bottom	341.4223	0	0	-1.863E-05	409.6601	-904.0145
N1	COMB2	Top	282.1349	0	0	-2.252E-05	154.4792	-746.7584
N1	COMB2	Bottom	340.9407	0	0	-2.252E-05	324.616	-902.592
N1	COMB3	Top	283.8139	0	0	-2.016E-05	221.7686	-751.3028
N1	COMB3	Bottom	342.6197	0	0	-2.016E-05	391.9494	-907.1366
N1	COMB4	Top	266.9069	0	0	-2.007E-05	172.7383	-706.4993
N1	COMB4	Bottom	325.7127	0	0	-2.007E-05	342.9189	-862.3331
N1	COMB5 Max	Top	259.2219	76.2599	23.3782	303.8394	150.4518	-686.134
N1	COMB5 Max	Bottom	318.0277	76.2599	23.3782	303.8394	396.7853	-593.4405
N1	COMB5 Min	Top	259.2219	-76.2599	-23.3782	-303.8395	150.4518	-686.1341
N1	COMB5 Min	Bottom	318.0277	-76.2599	-23.3782	-303.8395	244.4793	-1090.4951
N1	COMB6 Max	Top	259.2219	22.9908	77.4413	277.5306	150.4519	-686.134
N1	COMB6 Max	Bottom	318.0277	22.9908	77.4413	277.5306	572.8928	-767.0421
N1	COMB6 Min	Top	259.2219	-22.9908	-77.4413	-277.5307	150.4517	-686.134
N1	COMB6 Min	Bottom	318.0277	-22.9908	-77.4413	-277.5307	68.3718	-916.8935
N1	COMB7 Max	Top	175.3814	22.9908	77.4413	277.5306	135.6629	-464.2766
N1	COMB7 Max	Bottom	219.4857	22.9908	77.4413	277.5306	515.6134	-506.2265
N1	COMB7 Min	Top	175.3814	-22.9908	-77.4413	-277.5307	135.6627	-464.2767
N1	COMB7 Min	Bottom	219.4857	-22.9908	-77.4413	-277.5307	11.0924	-656.0779
N1	COMB8 Max	Top	175.3814	76.2599	23.3782	303.8394	135.6628	-464.2766
N1	COMB8 Max	Bottom	219.4857	76.2599	23.3782	303.8394	339.506	-332.6249
N1	COMB8 Min	Top	175.3814	-76.2599	-23.3782	-303.8395	135.6628	-464.2767
N1	COMB8 Min	Bottom	219.4857	-76.2599	-23.3782	-303.8395	187.1999	-829.6795
N1	ENVE Max	Top	283.8139	76.2599	77.4413	303.8394	221.7686	-464.2766
N1	ENVE Max	Bottom	342.6197	76.2599	77.4413	303.8394	572.8928	-332.6249
N1	ENVE Min	Top	175.3814	-76.2599	-77.4413	-303.8395	135.6627	-751.3028
N1	ENVE Min	Bottom	219.4857	-76.2599	-77.4413	-303.8395	11.0924	-1090.4951
N1	CIM01	Top	194.8682	0	0	-1.33E-05	150.7364	-515.8629
N1	CIM01	Bottom	243.873	0	0	-1.33E-05	292.6143	-645.7247
N1	CIM02	Top	220.2482	0	0	-1.737E-05	120.3045	-582.9614
N1	CIM02	Bottom	269.253	0	0	-1.737E-05	262.1094	-712.8229
N1	CIM03	Top	210.2382	0	0	-1.338E-05	195.3094	-556.5934
N1	CIM03	Bottom	259.243	0	0	-1.338E-05	337.1876	-686.4552
N1	CIM04	Top	225.4307	0	0	-1.642E-05	161.3422	-596.7347
N1	CIM04	Bottom	274.4355	0	0	-1.642E-05	303.1656	-726.5962
N1	CIM05 Max	Top	194.8682	53.3819	16.3647	212.6876	150.7364	-515.8629
N1	CIM05 Max	Bottom	243.873	53.3819	16.3647	212.6876	345.9215	-471.7556

Story	Load Case/Combo	Location	P kN	VX kN	VY kN	T kN-m	MX kN-m	MY kN-m
N1	CIM05 Min	Top	194.8682	-53.3819	-16.3647	-212.6876	150.7364	-515.863
N1	CIM05 Min	Bottom	243.873	-53.3819	-16.3647	-212.6876	239.3072	-819.6937
N1	CIM06 Max	Top	194.8682	16.0936	54.2089	194.2714	150.7365	-515.8629
N1	CIM06 Max	Bottom	243.873	16.0936	54.2089	194.2714	469.1967	-593.2767
N1	CIM06 Min	Top	194.8682	-16.0936	-54.2089	-194.2715	150.7364	-515.8629
N1	CIM06 Min	Bottom	243.873	-16.0936	-54.2089	-194.2715	116.032	-698.1727
N1	CIM07 Max	Top	225.4307	40.4179	12.4678	161.2397	161.3423	-596.7347
N1	CIM07 Max	Bottom	274.4355	40.4179	12.4678	161.2397	343.7788	-594.8763
N1	CIM07 Min	Top	225.4307	-40.4179	-12.4678	-161.2397	161.3422	-596.7347
N1	CIM07 Min	Bottom	274.4355	-40.4179	-12.4678	-161.2397	262.5524	-858.316
N1	CIM08 Max	Top	225.4307	12.2613	41.0441	147.3336	161.3423	-596.7347
N1	CIM08 Max	Bottom	274.4355	12.2613	41.0441	147.3336	436.8642	-686.6372
N1	CIM08 Min	Top	225.4307	-12.2613	-41.0441	-147.3337	161.3422	-596.7347
N1	CIM08 Min	Bottom	274.4355	-12.2613	-41.0441	-147.3337	169.467	-766.5552
N1	DER01	Top	272.8155	0	0	-1.863E-05	211.031	-722.2081
N1	DER01	Bottom	341.4223	0	0	-1.863E-05	409.6601	-904.0145
N1	DER02	Top	282.1349	0	0	-2.252E-05	154.4792	-746.7584
N1	DER02	Bottom	340.9407	0	0	-2.252E-05	324.616	-902.592
N1	DER03	Top	283.8139	0	0	-2.016E-05	221.7686	-751.3028
N1	DER03	Bottom	342.6197	0	0	-2.016E-05	391.9494	-907.1366
N1	DER04	Top	266.9069	0	0	-2.007E-05	172.7383	-706.4993
N1	DER04	Bottom	325.7127	0	0	-2.007E-05	342.9189	-862.3331
N1	DER05 Max	Top	259.2219	152.5006	0.3205	484.9671	150.4518	-686.134
N1	DER05 Max	Bottom	318.0277	152.5006	0.3205	484.9671	321.6764	-344.976
N1	DER05 Min	Top	259.2219	-152.5006	-0.3205	-484.9671	150.4518	-686.1341
N1	DER05 Min	Bottom	318.0277	-152.5006	-0.3205	-484.9671	319.5882	-1338.9597
N1	DER06 Max	Top	259.2219	0.2477	154.6419	409.2409	150.452	-686.134
N1	DER06 Max	Bottom	318.0277	0.2477	154.6419	409.2409	824.369	-841.1607
N1	DER06 Min	Top	259.2219	-0.2477	-154.6419	-409.241	150.4516	-686.134
N1	DER06 Min	Bottom	318.0277	-0.2477	-154.6419	-409.241	-183.1044	-842.7749
N1	DER07 Max	Top	175.3814	152.5006	0.3205	484.9671	135.6628	-464.2766
N1	DER07 Max	Bottom	219.4857	152.5006	0.3205	484.9671	264.397	-84.1603
N1	DER07 Min	Top	175.3814	-152.5006	-0.3205	-484.9671	135.6628	-464.2767
N1	DER07 Min	Bottom	219.4857	-152.5006	-0.3205	-484.9671	262.3088	-1078.1441
N1	DER08 Max	Top	175.3814	0.2477	154.6419	409.2409	135.6629	-464.2766
N1	DER08 Max	Bottom	219.4857	0.2477	154.6419	409.2409	767.0896	-580.3451
N1	DER08 Min	Top	175.3814	-0.2477	-154.6419	-409.2409	135.6626	-464.2766
N1	DER08 Min	Bottom	219.4857	-0.2477	-154.6419	-409.2409	-240.3838	-581.9593
N1	DERUD01	Top	272.8155	0	0	-1.863E-05	211.031	-722.2081
N1	DERUD01	Bottom	341.4223	0	0	-1.863E-05	409.6601	-904.0145
N1	DERUD02	Top	282.1349	0	0	-2.252E-05	154.4792	-746.7584
N1	DERUD02	Bottom	340.9407	0	0	-2.252E-05	324.616	-902.592
N1	DERUD03	Top	283.8139	0	0	-2.016E-05	221.7686	-751.3028
N1	DERUD03	Bottom	342.6197	0	0	-2.016E-05	391.9494	-907.1366
N1	DERUD04	Top	266.9069	0	0	-2.007E-05	172.7383	-706.4993
N1	DERUD04	Bottom	325.7127	0	0	-2.007E-05	342.9189	-862.3331
N1	DERUD05 Max	Top	259.2219	10.7819	0.0219	29.7999	150.4518	-686.134
N1	DERUD05 Max	Bottom	318.0277	10.7819	0.0219	29.7999	320.7038	-806.8265
N1	DERUD05 Min	Top	259.2219	-10.7819	-0.0219	-29.8	150.4518	-686.134
N1	DERUD05 Min	Bottom	318.0277	-10.7819	-0.0219	-29.8	320.5608	-877.1091
N1	DERUD06 Max	Top	259.2219	0.0219	13.3544	35.3394	150.4518	-686.134
N1	DERUD06 Max	Bottom	318.0277	0.0219	13.3544	35.3394	364.1334	-841.8964
N1	DERUD06 Min	Top	259.2219	-0.0219	-13.3544	-35.3395	150.4518	-686.134
N1	DERUD06 Min	Bottom	318.0277	-0.0219	-13.3544	-35.3395	277.1312	-842.0393
N1	DERUD07 Max	Top	175.3814	10.7819	0.0219	29.7999	135.6628	-464.2766
N1	DERUD07 Max	Bottom	219.4857	10.7819	0.0219	29.7999	263.4244	-546.0109
N1	DERUD07 Min	Top	175.3814	-10.7819	-0.0219	-29.8	135.6628	-464.2767
N1	DERUD07 Min	Bottom	219.4857	-10.7819	-0.0219	-29.8	263.2815	-616.2935
N1	DERUD08 Max	Top	175.3814	0.0219	13.3544	35.3395	135.6628	-464.2766
N1	DERUD08 Max	Bottom	219.4857	0.0219	13.3544	35.3395	306.854	-581.0807

Story	Load Case/Combo	Location	P kN	VX kN	VY kN	T kN-m	MX kN-m	MY kN-m
N1	DERUD08 Min	Top	175.3814	-0.0219	-13.3544	-35.3395	135.6628	-464.2766
N1	DERUD08 Min	Bottom	219.4857	-0.0219	-13.3544	-35.3395	219.8518	-581.2237
N1	CIM09 Max	Top	116.9209	53.3819	16.3647	212.6876	90.4419	-309.5177
N1	CIM09 Max	Bottom	146.3238	53.3819	16.3647	212.6876	228.8757	-213.4657
N1	CIM09 Min	Top	116.9209	-53.3819	-16.3647	-212.6876	90.4418	-309.5178
N1	CIM09 Min	Bottom	146.3238	-53.3819	-16.3647	-212.6876	122.2615	-561.4039
N1	CIM10 Max	Top	116.9209	16.0936	54.2089	194.2714	90.4419	-309.5178
N1	CIM10 Max	Bottom	146.3238	16.0936	54.2089	194.2714	352.151	-334.9868
N1	CIM10 Min	Top	116.9209	-16.0936	-54.2089	-194.2715	90.4418	-309.5178
N1	CIM10 Min	Bottom	146.3238	-16.0936	-54.2089	-194.2715	-1.0138	-439.8828
N1	CIM11	Top	238.2982	0	0	-1.55E-05	224.6665	-630.8732
N1	CIM11	Bottom	287.303	0	0	-1.55E-05	366.5083	-760.7348
N1	CIM12	Top	246.4757	0	0	-1.8E-05	183.36	-652.4445
N1	CIM12	Bottom	295.4805	0	0	-1.8E-05	325.1561	-782.3059
N1	CIM13 Max	Top	246.4757	40.4179	12.4678	161.2397	183.36	-652.4445
N1	CIM13 Max	Bottom	295.4805	40.4179	12.4678	161.2397	365.7694	-650.5861
N1	CIM13 Min	Top	246.4757	-40.4179	-12.4678	-161.2397	183.36	-652.4445
N1	CIM13 Min	Bottom	295.4805	-40.4179	-12.4678	-161.2397	284.5429	-914.0258
N1	CIM14 Max	Top	246.4757	12.2613	41.0441	147.3336	183.3601	-652.4445
N1	CIM14 Max	Bottom	295.4805	12.2613	41.0441	147.3336	458.8547	-742.3469
N1	CIM14 Min	Top	246.4757	-12.2613	-41.0441	-147.3337	183.36	-652.4445
N1	CIM14 Min	Bottom	295.4805	-12.2613	-41.0441	-147.3337	191.4575	-822.2649
N1	CIM15	Top	116.9209	0	0	-7.982E-06	90.4419	-309.5178
N1	CIM15	Bottom	146.3238	0	0	-7.982E-06	175.5686	-387.4348
N1	COMB9	Top	296.1649	0	0	-2.357E-05	169.1577	-783.8983
N1	COMB9	Bottom	354.9707	0	0	-2.357E-05	339.2763	-939.7318
N1	COMB10	Top	328.7099	0	0	-2.355E-05	268.7399	-870.1504
N1	COMB10	Bottom	387.5157	0	0	-2.355E-05	438.8627	-1025.984
N1	COMB11	Top	280.9369	0	0	-2.113E-05	187.4168	-743.6392
N1	COMB11	Bottom	339.7427	0	0	-2.113E-05	357.5793	-899.4729
N1	DER09	Top	296.1649	0	0	-2.357E-05	169.1577	-783.8983
N1	DER09	Bottom	354.9707	0	0	-2.357E-05	339.2763	-939.7318
N1	DERUD09	Top	296.1649	0	0	-2.357E-05	169.1577	-783.8983
N1	DERUD09	Bottom	354.9707	0	0	-2.357E-05	339.2763	-939.7318
N1	DER10	Top	328.7099	0	0	-2.355E-05	268.7399	-870.1504
N1	DER10	Bottom	387.5157	0	0	-2.355E-05	438.8627	-1025.984
N1	DERUD10	Top	328.7099	0	0	-2.355E-05	268.7399	-870.1504
N1	DERUD10	Bottom	387.5157	0	0	-2.355E-05	438.8627	-1025.984
N1	DER11	Top	280.9369	0	0	-2.113E-05	187.4168	-743.6392
N1	DER11	Bottom	339.7427	0	0	-2.113E-05	357.5793	-899.4729
N1	DERUD11	Top	280.9369	0	0	-2.113E-05	187.4168	-743.6392
N1	DERUD11	Bottom	339.7427	0	0	-2.113E-05	357.5793	-899.4729

5.3 Point Results

Table 5.7 - Joint Reactions

Story	Joint Label	Unique Name	Load Case/Combo	FX kN	FY kN	FZ kN	MX kN-m	MY kN-m	MZ kN-m
Base	1	13	D	12.6421	-3.2213	93.5563	-5.9608	13.4516	0.0044
Base	1	13	L	2.8465	-3.0223	14.3469	0.2962	3.0319	0.0015
Base	1	13	LR	-1.457E-05	1.472	3.8424	-1.5466	-1.544E-05	0
Base	1	13	EX Max	62.4	28.5693	19.5061	58.1076	132.3188	11.9813
Base	1	13	EY Max	0.0853	38.7211	13.5983	86.8551	0.1816	0.014
Base	1	13	DISX Max	31.1887	14.2795	9.7495	29.0433	66.1355	5.9885
Base	1	13	DISY Max	0.0427	19.3787	6.8055	43.4682	0.0909	0.007
Base	1	13	W	0	0	0	0	0	0
Base	1	13	G	1.4232	1.4329	14.8582	-2.9452	1.5159	0.0007
Base	1	13	DERUX Max	4.5854	2.0591	1.4077	4.1768	9.7191	0.8584
Base	1	13	DERUY Max	0.0078	3.3439	1.1743	7.5007	0.0167	0.0013
Base	1	13	COMB1	17.6989	-4.5098	130.9789	-8.3451	18.8322	0.0062

Story	Joint Label	Unique Name	Load Case/Combo	FX kN	FY kN	FZ kN	MX kN-m	MY kN-m	MZ kN-m
Base	1	13	COMB2	19.7249	-7.9652	137.1438	-7.4523	20.9929	0.0077
Base	1	13	COMB3	18.017	-4.5326	132.7623	-9.3314	19.1737	0.0068
Base	1	13	COMB4	18.017	-6.1518	128.5357	-7.63	19.1738	0.0068
Base	1	13	COMB5 Max	49.2185	13.2053	138.4056	35.227	85.3365	5.9974
Base	1	13	COMB5 Min	-13.1845	-26.9809	114.8233	-48.9405	-46.989	-5.9838
Base	1	13	COMB6 Max	27.4163	16.7747	136.3448	45.3244	39.1053	1.8103
Base	1	13	COMB6 Min	8.6177	-30.5503	116.8841	-59.0379	-0.7578	-1.7968
Base	1	13	COMB7 Max	20.7772	20.7634	93.9311	46.8165	32.0379	1.8075
Base	1	13	COMB7 Min	1.9786	-26.5617	74.4703	-57.5459	-7.8251	-1.7996
Base	1	13	COMB8 Max	42.5794	17.194	95.9919	36.7191	78.2692	5.9946
Base	1	13	COMB8 Min	-19.8236	-22.9923	72.4095	-47.4485	-54.0563	-5.9866
Base	1	13	ENVE Max	49.2185	20.7634	138.4056	46.8165	85.3365	5.9974
Base	1	13	ENVE Min	-19.8236	-30.5503	72.4095	-59.0379	-54.0563	-5.9866
Base	1	13	CIM01	12.6421	-3.2213	93.5563	-5.9608	13.4516	0.0044
Base	1	13	CIM02	15.4886	-6.2435	107.9032	-5.6646	16.4834	0.0059
Base	1	13	CIM03	12.6421	-1.7493	97.3987	-7.5074	13.4515	0.0044
Base	1	13	CIM04	14.7769	-4.384	107.1983	-6.8986	15.7255	0.0055
Base	1	13	CIM05 Max	34.4832	10.8439	101.8102	23.4979	59.7655	4.1978
Base	1	13	CIM05 Min	-9.199	-17.2864	85.3025	-35.4194	-32.8624	-4.189
Base	1	13	CIM06 Max	19.2216	13.3425	100.3676	30.566	27.4036	1.2669
Base	1	13	CIM06 Min	6.0626	-19.785	86.7451	-42.4876	-0.5005	-1.2581
Base	1	13	CIM07 Max	31.3138	6.2848	113.4544	15.4493	50.7918	3.1806
Base	1	13	CIM07 Min	-1.7599	-15.0527	100.9421	-29.2465	-19.3409	-3.1695
Base	1	13	CIM08 Max	19.7898	8.1715	112.3651	20.7865	26.3553	0.9674
Base	1	13	CIM08 Min	9.7641	-16.9394	102.0314	-34.5837	5.0956	-0.9563
Base	1	13	DER01	17.6989	-4.5098	130.9789	-8.3451	18.8322	0.0062
Base	1	13	DER02	19.7249	-7.9652	137.1438	-7.4523	20.9929	0.0077
Base	1	13	DER03	18.017	-4.5326	132.7623	-9.3314	19.1737	0.0068
Base	1	13	DER04	18.017	-6.1518	128.5357	-7.63	19.1738	0.0068
Base	1	13	DER05 Max	80.417	21.6815	146.1205	51.2509	151.4926	11.9881
Base	1	13	DER05 Min	-44.383	-35.4571	107.1084	-64.9644	-113.145	-11.9745
Base	1	13	DER06 Max	18.1023	31.8333	140.2128	79.9984	19.3553	0.0208
Base	1	13	DER06 Min	17.9317	-45.6089	113.0162	-93.7118	18.9922	-0.0072
Base	1	13	DER07 Max	73.7779	25.6702	103.7068	52.7429	144.4252	11.9853
Base	1	13	DER07 Min	-51.0221	-31.4685	64.6946	-63.4723	-120.2124	-11.9773
Base	1	13	DER08 Max	11.4631	35.822	97.799	81.4904	12.288	0.018
Base	1	13	DER08 Min	11.2926	-41.6203	70.6024	-92.2198	11.9248	-0.01
Base	1	13	DERUD01	17.6989	-4.5098	130.9789	-8.3451	18.8322	0.0062
Base	1	13	DERUD02	19.7249	-7.9652	137.1438	-7.4523	20.9929	0.0077
Base	1	13	DERUD03	18.017	-4.5326	132.7623	-9.3314	19.1737	0.0068
Base	1	13	DERUD04	18.017	-6.1518	128.5357	-7.63	19.1738	0.0068
Base	1	13	DERUD05 Max	22.6024	-4.8287	128.0221	-2.6799	28.8928	0.8652
Base	1	13	DERUD05 Min	13.4316	-8.9469	125.2068	-11.0335	9.4547	-0.8516
Base	1	13	DERUD06 Max	18.0248	-3.5439	127.7887	0.644	19.1904	0.0081
Base	1	13	DERUD06 Min	18.0092	-10.2317	125.4402	-14.3574	19.1571	0.0055
Base	1	13	DERUD07 Max	15.9633	-0.8401	85.6084	-1.1879	21.8255	0.8624
Base	1	13	DERUD07 Min	6.7924	-4.9582	82.793	-9.5415	2.3873	-0.8544
Base	1	13	DERUD08 Max	11.3857	0.4448	85.375	2.136	12.1231	0.0053
Base	1	13	DERUD08 Min	11.3701	-6.2431	83.0264	-12.8654	12.0897	0.0027
Base	1	13	CIM09 Max	29.4263	12.1324	64.3876	25.8822	54.3849	4.1961
Base	1	13	CIM09 Min	-14.2558	-15.9979	47.88	-33.0351	-38.243	-4.1907
Base	1	13	CIM10 Max	14.1648	14.631	62.9451	32.9503	22.023	1.2651
Base	1	13	CIM10 Min	1.0058	-18.4965	49.3225	-40.1033	-5.8811	-1.2598
Base	1	13	CIM11	14.0653	-1.7884	108.4145	-8.906	14.9675	0.0052
Base	1	13	CIM12	15.8444	-4.4133	115.4601	-7.9475	16.8624	0.0061
Base	1	13	CIM13 Max	32.3812	6.2554	121.7162	14.4003	51.9288	3.1811
Base	1	13	CIM13 Min	-0.6925	-15.082	109.204	-30.2954	-18.2039	-3.1689
Base	1	13	CIM14 Max	20.8572	8.1421	120.627	19.7375	27.4923	0.968
Base	1	13	CIM14 Min	10.8316	-16.9687	110.2933	-35.6326	6.2326	-0.9558
Base	1	13	CIM15	7.5853	-1.9328	56.1338	-3.5765	8.0709	0.0027

Story	Joint Label	Unique Name	Load Case/Combo	FX kN	FY kN	FZ kN	MX kN-m	MY kN-m	MZ kN-m
Base	1	13	COMB9	20.4365	-7.9847	142.6517	-8.1516	21.7508	0.0081
Base	1	13	COMB10	20.2941	-4.5952	150.3876	-11.569	21.5992	0.008
Base	1	13	COMB11	18.7286	-6.1714	134.0436	-8.3293	19.9317	0.0072
Base	1	13	DER09	20.4365	-7.9847	142.6517	-8.1516	21.7508	0.0081
Base	1	13	DERUD09	20.4365	-7.9847	142.6517	-8.1516	21.7508	0.0081
Base	1	13	DER10	20.2941	-4.5952	150.3876	-11.569	21.5992	0.008
Base	1	13	DERUD10	20.2941	-4.5952	150.3876	-11.569	21.5992	0.008
Base	1	13	DER11	18.7286	-6.1714	134.0436	-8.3293	19.9317	0.0072
Base	1	13	DERUD11	18.7286	-6.1714	134.0436	-8.3293	19.9317	0.0072
Base	2	15	D	2.6317	3.1951	28.4581	-12.6893	2.7825	0.0105
Base	2	15	L	0.1045	3.0159	-1.6337	-6.0435	0.1136	0.0019
Base	2	15	LR	0.0003	-1.472	3.8426	1.5461	0.0007	-0.0001
Base	2	15	EX Max	27.3224	24.5798	12.4942	53.4771	59.9837	11.16
Base	2	15	EY Max	0.0494	38.6066	13.562	86.2768	0.1077	0.0129
Base	2	15	DISX Max	13.6563	12.2855	6.2448	26.7289	29.981	5.578
Base	2	15	DISY Max	0.0247	19.3214	6.7873	43.1787	0.0539	0.0065
Base	2	15	W	0	0	0	0	0	0
Base	2	15	G	0.0528	-1.4361	6.8684	0.0704	0.0582	0.0008
Base	2	15	DERUX Max	1.5898	1.7604	0.8562	3.8316	3.5041	0.8019
Base	2	15	DERUY Max	0.0041	3.334	1.1712	7.4508	0.009	0.0012
Base	2	15	COMB1	3.6844	4.4731	39.8413	-17.7651	3.8955	0.0147
Base	2	15	COMB2	3.3253	7.9236	33.4571	-24.1237	3.5211	0.0156
Base	2	15	COMB3	3.2629	4.4948	38.6642	-18.797	3.4537	0.0143
Base	2	15	COMB4	3.2627	6.114	34.4373	-20.4976	3.4529	0.0144
Base	2	15	COMB5 Max	16.9262	24.9319	40.7971	18.4118	33.4498	5.5944
Base	2	15	COMB5 Min	-10.4012	-11.2319	24.235	-60.9532	-26.5445	-5.5654
Base	2	15	COMB6 Max	7.3841	29.857	41.1768	29.9267	12.5008	1.6943
Base	2	15	COMB6 Min	-0.8591	-16.157	23.8553	-72.4681	-5.5956	-1.6654
Base	2	15	COMB7 Max	6.4902	25.8826	34.2731	39.777	11.5524	1.6893
Base	2	15	COMB7 Min	-1.7531	-20.1314	16.9515	-62.6178	-6.544	-1.6704
Base	2	15	COMB8 Max	16.0323	20.9575	33.8933	28.2621	32.5014	5.5893
Base	2	15	COMB8 Min	-11.2952	-15.2063	17.3312	-51.1029	-27.4929	-5.5705
Base	2	15	ENVE Max	16.9262	29.857	41.1768	39.777	33.4498	5.5944
Base	2	15	ENVE Min	-11.2952	-20.1314	16.9515	-72.4681	-27.4929	-5.5705
Base	2	15	CIM01	2.6317	3.1951	28.4581	-12.6893	2.7825	0.0105
Base	2	15	CIM02	2.7362	6.211	26.8244	-18.7328	2.8961	0.0124
Base	2	15	CIM03	2.632	1.7231	32.3007	-11.1433	2.7832	0.0104
Base	2	15	CIM04	2.7103	4.353	30.1148	-16.0624	2.8682	0.0118
Base	2	15	CIM05 Max	12.1963	15.8524	34.2548	15.0884	23.7805	3.9164
Base	2	15	CIM05 Min	-6.9329	-9.4622	22.6614	-40.4671	-18.2155	-3.8955
Base	2	15	CIM06 Max	5.5169	19.3	34.5206	23.1488	9.1162	1.1864
Base	2	15	CIM06 Min	-0.2534	-12.9098	22.3955	-48.5275	-3.5513	-1.1654
Base	2	15	CIM07 Max	9.952	13.9557	34.5105	5.0125	18.7668	2.9692
Base	2	15	CIM07 Min	-4.5315	-5.2497	25.7191	-37.1373	-13.0303	-2.9455
Base	2	15	CIM08 Max	4.9084	16.559	34.7113	11.099	7.6937	0.9077
Base	2	15	CIM08 Min	0.5122	-7.853	25.5183	-43.2237	-1.9573	-0.8841
Base	2	15	DER01	3.6844	4.4731	39.8413	-17.7651	3.8955	0.0147
Base	2	15	DER02	3.3253	7.9236	33.4571	-24.1237	3.5211	0.0156
Base	2	15	DER03	3.2629	4.4948	38.6642	-18.797	3.4537	0.0143
Base	2	15	DER04	3.2627	6.114	34.4373	-20.4976	3.4529	0.0144
Base	2	15	DER05 Max	30.585	31.4299	45.0102	32.2064	63.4363	11.1744
Base	2	15	DER05 Min	-24.0599	-17.7298	20.0218	-74.7478	-56.5311	-11.1455
Base	2	15	DER06 Max	3.3119	45.4566	46.078	65.0061	3.5603	0.0274
Base	2	15	DER06 Min	3.2131	-31.7566	18.9541	-107.5474	3.3449	0.0016
Base	2	15	DER07 Max	29.691	27.4554	38.1065	42.0567	62.4879	11.1694
Base	2	15	DER07 Min	-24.9539	-21.7043	13.1181	-64.8975	-57.4794	-11.1505
Base	2	15	DER08 Max	2.418	41.4822	39.1742	74.8564	2.6119	0.0223
Base	2	15	DER08 Min	2.3191	-35.731	12.0503	-97.6972	2.3965	-0.0035
Base	2	15	DERUD01	3.6844	4.4731	39.8413	-17.7651	3.8955	0.0147
Base	2	15	DERUD02	3.3253	7.9236	33.4571	-24.1237	3.5211	0.0156

Story	Joint Label	Unique Name	Load Case/Combo	FX kN	FY kN	FZ kN	MX kN-m	MY kN-m	MZ kN-m
Base	2	15	DERUD03	3.2629	4.4948	38.6642	-18.797	3.4537	0.0143
Base	2	15	DERUD04	3.2627	6.114	34.4373	-20.4976	3.4529	0.0144
Base	2	15	DERUD05 Max	4.8523	8.6105	33.3722	-17.4391	6.9567	0.8164
Base	2	15	DERUD05 Min	1.6728	5.0896	31.6599	-25.1022	-0.0515	-0.7874
Base	2	15	DERUD06 Max	3.2666	10.184	33.6872	-13.8199	3.4616	0.0157
Base	2	15	DERUD06 Min	3.2584	3.516	31.3449	-28.7214	3.4436	0.0133
Base	2	15	DERUD07 Max	3.9583	4.636	26.4684	-7.5888	6.0083	0.8113
Base	2	15	DERUD07 Min	0.7788	1.1151	24.7561	-15.252	-0.9998	-0.7925
Base	2	15	DERUD08 Max	2.3727	6.2096	26.7835	-3.9696	2.5132	0.0106
Base	2	15	DERUD08 Min	2.3644	-0.4584	24.4411	-18.8711	2.4952	0.0082
Base	2	15	CIM09 Max	11.1436	14.5744	22.8716	20.1642	22.6675	3.9122
Base	2	15	CIM09 Min	-7.9856	-10.7403	11.2781	-35.3914	-19.3285	-3.8996
Base	2	15	CIM10 Max	4.4642	18.022	23.1374	28.2246	8.0032	1.1822
Base	2	15	CIM10 Min	-1.3061	-14.1878	11.0123	-43.4518	-4.6642	-1.1696
Base	2	15	CIM11	2.6845	1.759	35.3265	-12.6189	2.8406	0.0113
Base	2	15	CIM12	2.7496	4.38	32.3841	-17.1691	2.9113	0.0125
Base	2	15	CIM13 Max	9.9914	13.9827	36.7799	3.9058	18.8099	2.9699
Base	2	15	CIM13 Min	-4.4922	-5.2228	27.9884	-38.244	-12.9872	-2.9449
Base	2	15	CIM14 Max	4.9477	16.586	36.9806	9.9922	7.7368	0.9084
Base	2	15	CIM14 Min	0.5515	-7.826	27.7877	-44.3305	-1.9142	-0.8834
Base	2	15	CIM15	1.579	1.9171	17.0748	-7.6136	1.6695	0.0063
Base	2	15	COMB9	3.3516	7.9415	34.97	-24.8616	3.5499	0.016
Base	2	15	COMB10	3.3469	4.5523	43.5055	-21.158	3.5457	0.0157
Base	2	15	COMB11	3.2889	6.132	35.9502	-21.2355	3.4817	0.0149
Base	2	15	DER09	3.3516	7.9415	34.97	-24.8616	3.5499	0.016
Base	2	15	DERUD09	3.3516	7.9415	34.97	-24.8616	3.5499	0.016
Base	2	15	DER10	3.3469	4.5523	43.5055	-21.158	3.5457	0.0157
Base	2	15	DERUD10	3.3469	4.5523	43.5055	-21.158	3.5457	0.0157
Base	2	15	DER11	3.2889	6.132	35.9502	-21.2355	3.4817	0.0149
Base	2	15	DERUD11	3.2889	6.132	35.9502	-21.2355	3.4817	0.0149
Base	3	16	D	-12.6692	-3.1861	93.4182	-6.0186	-13.3902	0.0044
Base	3	16	L	-2.8533	-3.0158	14.3061	0.2825	-3.0126	0.0015
Base	3	16	LR	1.463E-05	1.472	3.8424	-1.5466	1.553E-05	0
Base	3	16	EX Max	62.4328	28.514	19.5323	57.9855	132.3533	11.9813
Base	3	16	EY Max	0.0851	38.7158	13.5579	86.8394	0.1814	0.014
Base	3	16	DISX Max	31.2051	14.2519	9.7626	28.9823	66.1527	5.9885
Base	3	16	DISY Max	0.0426	19.376	6.7853	43.4603	0.0908	0.007
Base	3	16	W	0	0	0	0	0	0
Base	3	16	G	-1.4266	1.4361	14.8378	-2.9521	-1.5063	0.0007
Base	3	16	DERUX Max	4.5879	2.0543	1.4096	4.1663	9.7216	0.8584
Base	3	16	DERUY Max	0.0078	3.3433	1.1709	7.499	0.0167	0.0013
Base	3	16	COMB1	-17.7368	-4.4606	130.7855	-8.426	-18.7463	0.0062
Base	3	16	COMB2	-19.7683	-7.9126	136.9128	-7.5437	-20.8884	0.0077
Base	3	16	COMB3	-18.0563	-4.4839	132.5558	-9.4145	-19.0808	0.0068
Base	3	16	COMB4	-18.0563	-6.1031	128.3291	-7.7131	-19.0808	0.0068
Base	3	16	COMB5 Max	13.1615	13.2255	138.2061	35.0806	47.0991	5.9974
Base	3	16	COMB5 Min	-49.2742	-26.9038	114.6097	-48.9602	-85.2608	-5.9838
Base	3	16	COMB6 Max	-8.6522	16.8124	136.122	45.2152	0.8558	1.8103
Base	3	16	COMB6 Min	-27.4605	-30.4907	116.6939	-59.0948	-39.0175	-1.7968
Base	3	16	COMB7 Max	-1.9981	20.784	93.7905	46.7383	7.8854	1.8075
Base	3	16	COMB7 Min	-20.8064	-26.5191	74.3623	-57.5717	-31.9878	-1.7996
Base	3	16	COMB8 Max	19.8156	17.1971	95.8746	36.6037	54.1288	5.9946
Base	3	16	COMB8 Min	-42.6201	-22.9322	72.2782	-47.4371	-78.2311	-5.9866
Base	3	16	ENVE Max	19.8156	20.784	138.2061	46.7383	54.1288	5.9974
Base	3	16	ENVE Min	-49.2742	-30.4907	72.2782	-59.0948	-85.2608	-5.9866
Base	3	16	CIM01	-12.6692	-3.1861	93.4182	-6.0186	-13.3902	0.0044
Base	3	16	CIM02	-15.5225	-6.2019	107.7243	-5.7361	-16.4028	0.0059
Base	3	16	CIM03	-12.6692	-1.7141	97.2606	-7.5652	-13.3902	0.0044
Base	3	16	CIM04	-14.8092	-4.344	107.0296	-6.9667	-15.6496	0.0055
Base	3	16	CIM05 Max	9.1833	10.8591	101.6769	23.3957	32.9358	4.1978

Story	Joint Label	Unique Name	Load Case/Combo	FX kN	FY kN	FZ kN	MX kN-m	MY kN-m	MZ kN-m
Base	3	16	CIM05 Min	-34.5217	-17.2314	85.1595	-35.4328	-59.7162	-4.189
Base	3	16	CIM06 Max	-6.0863	13.3699	100.2181	30.49	0.5654	1.2669
Base	3	16	CIM06 Min	-19.252	-19.7422	86.6183	-42.5271	-27.3458	-1.2581
Base	3	16	CIM07 Max	1.7363	6.3097	113.2894	15.3476	19.4258	3.1806
Base	3	16	CIM07 Min	-31.3547	-14.9976	100.7697	-29.281	-50.7251	-3.1695
Base	3	16	CIM08 Max	-9.7938	8.2056	112.1878	20.7044	-5.0171	0.9674
Base	3	16	CIM08 Min	-19.8245	-16.8935	101.8713	-34.6378	-26.2822	-0.9563
Base	3	16	DER01	-17.7368	-4.4606	130.7855	-8.426	-18.7463	0.0062
Base	3	16	DER02	-19.7683	-7.9126	136.9128	-7.5437	-20.8884	0.0077
Base	3	16	DER03	-18.0563	-4.4839	132.5558	-9.4145	-19.0808	0.0068
Base	3	16	DER04	-18.0563	-6.1031	128.3291	-7.7131	-19.0808	0.0068
Base	3	16	DER05 Max	44.3764	21.6749	145.9402	51.0457	113.2724	11.9881
Base	3	16	DER05 Min	-80.4891	-35.3532	106.8757	-64.9253	-151.4341	-11.9745
Base	3	16	DER06 Max	-17.9712	31.8766	139.9659	79.8996	-18.8994	0.0208
Base	3	16	DER06 Min	-18.1414	-45.5549	112.85	-93.7793	-19.2623	-0.0072
Base	3	16	DER07 Max	51.0305	25.6465	103.6087	52.5688	120.3021	11.9853
Base	3	16	DER07 Min	-73.835	-31.3816	64.5441	-63.4022	-144.4045	-11.9773
Base	3	16	DER08 Max	-11.3172	35.8482	97.6343	81.4227	-11.8698	0.018
Base	3	16	DER08 Min	-11.4873	-41.5833	70.5184	-92.2561	-12.2326	-0.01
Base	3	16	DERUD01	-17.7368	-4.4606	130.7855	-8.426	-18.7463	0.0062
Base	3	16	DERUD02	-19.7683	-7.9126	136.9128	-7.5437	-20.8884	0.0077
Base	3	16	DERUD03	-18.0563	-4.4839	132.5558	-9.4145	-19.0808	0.0068
Base	3	16	DERUD04	-18.0563	-6.1031	128.3291	-7.7131	-19.0808	0.0068
Base	3	16	DERUD05 Max	-13.4685	-4.7848	127.8176	-2.7735	-9.3592	0.8652
Base	3	16	DERUD05 Min	-22.6442	-8.8935	124.9983	-11.1061	-28.8025	-0.8516
Base	3	16	DERUD06 Max	-18.0485	-3.4959	127.5788	0.5592	-19.0642	0.0081
Base	3	16	DERUD06 Min	-18.0642	-10.1824	125.2371	-14.4388	-19.0975	0.0055
Base	3	16	DERUD07 Max	-6.8144	-0.8132	85.486	-1.2504	-2.3296	0.8624
Base	3	16	DERUD07 Min	-15.9901	-4.9219	82.6668	-9.583	-21.7728	-0.8544
Base	3	16	DERUD08 Max	-11.3944	0.4757	85.2472	2.0823	-12.0345	0.0053
Base	3	16	DERUD08 Min	-11.4101	-6.2108	82.9055	-12.9157	-12.0678	0.0027
Base	3	16	CIM09 Max	14.251	12.1336	64.3097	25.8031	38.2918	4.1961
Base	3	16	CIM09 Min	-29.454	-15.9569	47.7922	-33.0254	-54.3601	-4.1907
Base	3	16	CIM10 Max	-1.0186	14.6444	62.8508	32.8974	5.9215	1.2651
Base	3	16	CIM10 Min	-14.1844	-18.4678	49.2511	-40.1196	-21.9897	-1.2598
Base	3	16	CIM11	-14.0958	-1.75	108.256	-8.9706	-14.8965	0.0052
Base	3	16	CIM12	-15.8792	-4.3709	115.2761	-8.0208	-16.7794	0.0061
Base	3	16	CIM13 Max	0.6664	6.2828	121.536	14.2935	18.2961	3.1811
Base	3	16	CIM13 Min	-32.4247	-15.0245	109.0163	-30.335	-51.8548	-3.1689
Base	3	16	CIM14 Max	-10.8638	8.1787	120.4344	19.6504	-6.1468	0.968
Base	3	16	CIM14 Min	-20.8945	-16.9204	110.1179	-35.6919	-27.4119	-0.9558
Base	3	16	CIM15	-7.6015	-1.9117	56.0509	-3.6111	-8.0341	0.0027
Base	3	16	COMB9	-20.4817	-7.9305	142.4105	-8.2464	-21.6415	0.0081
Base	3	16	COMB10	-20.339	-4.5413	150.1485	-11.6631	-21.4909	0.008
Base	3	16	COMB11	-18.7697	-6.1211	133.8269	-8.4159	-19.834	0.0072
Base	3	16	DER09	-20.4817	-7.9305	142.4105	-8.2464	-21.6415	0.0081
Base	3	16	DERUD09	-20.4817	-7.9305	142.4105	-8.2464	-21.6415	0.0081
Base	3	16	DER10	-20.339	-4.5413	150.1485	-11.6631	-21.4909	0.008
Base	3	16	DERUD10	-20.339	-4.5413	150.1485	-11.6631	-21.4909	0.008
Base	3	16	DER11	-18.7697	-6.1211	133.8269	-8.4159	-19.834	0.0072
Base	3	16	DERUD11	-18.7697	-6.1211	133.8269	-8.4159	-19.834	0.0072
Base	4	18	D	-2.6046	3.2123	28.4404	-12.7283	-2.7178	-0.0011
Base	4	18	L	-0.0976	3.0221	-1.6393	-6.0569	-0.097	0.0011
Base	4	18	LR	-0.0003	-1.472	3.8426	1.5461	-0.0007	0.0001
Base	4	18	EX Max	27.3227	24.5271	12.4686	53.359	59.984	11.16
Base	4	18	EY Max	0.0555	38.5985	13.5942	86.2596	0.1231	0.0131
Base	4	18	DISX Max	13.6564	12.2591	6.2321	26.6699	29.9811	5.578
Base	4	18	DISY Max	0.0278	19.3173	6.8035	43.1701	0.0616	0.0065
Base	4	18	W	0	0	0	0	0	0
Base	4	18	G	-0.0493	-1.433	6.8656	0.0637	-0.0499	0.0007

Story	Joint Label	Unique Name	Load Case/Combo	FX kN	FY kN	FZ kN	MX kN-m	MY kN-m	MZ kN-m
Base	4	18	DERUX Max	1.5898	1.7558	0.8543	3.8213	3.5041	0.8019
Base	4	18	DERUY Max	0.0047	3.3332	1.1739	7.4489	0.0104	0.0012
Base	4	18	COMB1	-3.6465	4.4973	39.8166	-17.8196	-3.8049	-0.0015
Base	4	18	COMB2	-3.2819	7.9542	33.4269	-24.192	-3.417	0.0006
Base	4	18	COMB3	-3.2236	4.5217	38.6374	-18.8572	-3.3595	-1.498E-05
Base	4	18	COMB4	-3.2233	6.1409	34.4105	-20.5579	-3.3588	-0.0001
Base	4	18	COMB5 Max	10.4416	24.9313	40.7623	18.29	26.6412	5.5798
Base	4	18	COMB5 Min	-16.8879	-11.1774	24.2161	-60.9518	-33.358	-5.5801
Base	4	18	COMB6 Max	0.9015	29.872	41.1623	29.8402	5.6975	1.6798
Base	4	18	COMB6 Min	-7.3479	-16.1181	23.8161	-72.502	-12.4143	-1.6801
Base	4	18	COMB7 Max	1.7805	25.8861	34.2695	39.7156	6.6099	1.679
Base	4	18	COMB7 Min	-6.4689	-20.1039	16.9233	-62.6266	-11.502	-1.6809
Base	4	18	COMB8 Max	11.3206	20.9454	33.8695	28.1654	27.5536	5.579
Base	4	18	COMB8 Min	-16.0089	-15.1632	17.3233	-51.0764	-32.4456	-5.5809
Base	4	18	ENVE Max	11.3206	29.872	41.1623	39.7156	27.5536	5.5798
Base	4	18	ENVE Min	-16.8879	-20.1039	16.9233	-72.502	-33.358	-5.5809
Base	4	18	CIM01	-2.6046	3.2123	28.4404	-12.7283	-2.7178	-0.0011
Base	4	18	CIM02	-2.7022	6.2345	26.8011	-18.7852	-2.8149	0.0001
Base	4	18	CIM03	-2.6049	1.7403	32.283	-11.1823	-2.7185	-0.001
Base	4	18	CIM04	-2.678	4.3749	30.0929	-16.1115	-2.7911	-0.0002
Base	4	18	CIM05 Max	6.9607	15.8504	34.2316	15.0063	18.2819	3.9049
Base	4	18	CIM05 Min	-12.17	-9.4257	22.6493	-40.463	-23.7175	-3.907
Base	4	18	CIM06 Max	0.2826	19.3089	34.5116	23.0915	3.6213	1.1749
Base	4	18	CIM06 Min	-5.4919	-12.8842	22.3693	-48.5481	-9.057	-1.177
Base	4	18	CIM07 Max	4.5643	13.963	34.4845	4.9308	13.1088	2.9572
Base	4	18	CIM07 Min	-9.9204	-5.2132	25.7014	-37.1537	-18.691	-2.9575
Base	4	18	CIM08 Max	-0.4783	16.5745	34.6959	11.0359	2.0385	0.8958
Base	4	18	CIM08 Min	-4.8778	-7.8247	25.4899	-43.2588	-7.6207	-0.8961
Base	4	18	DER01	-3.6465	4.4973	39.8166	-17.8196	-3.8049	-0.0015
Base	4	18	DER02	-3.2819	7.9542	33.4269	-24.192	-3.417	0.0006
Base	4	18	DER03	-3.2236	4.5217	38.6374	-18.8572	-3.3595	-1.498E-05
Base	4	18	DER04	-3.2233	6.1409	34.4105	-20.5579	-3.3588	-0.0001
Base	4	18	DER05 Max	24.0996	31.4041	44.9578	32.0281	56.6256	11.1598
Base	4	18	DER05 Min	-30.5459	-17.6502	20.0206	-74.6899	-63.3424	-11.1601
Base	4	18	DER06 Max	-3.1677	45.4754	46.0834	64.9287	-3.2354	0.0129
Base	4	18	DER06 Min	-3.2786	-31.7215	18.895	-107.5905	-3.4815	-0.0132
Base	4	18	DER07 Max	24.9785	27.4182	38.065	41.9036	57.5379	11.159
Base	4	18	DER07 Min	-29.6669	-21.6361	13.1278	-64.8145	-62.43	-11.1609
Base	4	18	DER08 Max	-2.2887	41.4896	39.1906	74.8041	-2.323	0.0121
Base	4	18	DER08 Min	-2.3996	-35.7074	12.0021	-97.7151	-2.5691	-0.014
Base	4	18	DERUD01	-3.6465	4.4973	39.8166	-17.8196	-3.8049	-0.0015
Base	4	18	DERUD02	-3.2819	7.9542	33.4269	-24.192	-3.417	0.0006
Base	4	18	DERUD03	-3.2236	4.5217	38.6374	-18.8572	-3.3595	-1.498E-05
Base	4	18	DERUD04	-3.2233	6.1409	34.4105	-20.5579	-3.3588	-0.0001
Base	4	18	DERUD05 Max	-1.6334	8.6328	33.3435	-17.5096	0.1457	0.8017
Base	4	18	DERUD05 Min	-4.813	5.1211	31.6349	-25.1522	-6.8625	-0.8021
Base	4	18	DERUD06 Max	-3.2185	10.2101	33.6631	-13.882	-3.348	0.0011
Base	4	18	DERUD06 Min	-3.2278	3.5438	31.3153	-28.7798	-3.3688	-0.0014
Base	4	18	DERUD07 Max	-0.7544	4.6469	26.4507	-7.6342	1.0581	0.8009
Base	4	18	DERUD07 Min	-3.934	1.1353	24.7421	-15.2767	-5.9501	-0.8028
Base	4	18	DERUD08 Max	-2.3395	6.2243	26.7703	-4.0066	-2.4357	0.0003
Base	4	18	DERUD08 Min	-2.3489	-0.4421	24.4224	-18.9044	-2.4564	-0.0022
Base	4	18	CIM09 Max	8.0025	14.5654	22.8554	20.0977	19.369	3.9053
Base	4	18	CIM09 Min	-11.1281	-10.7106	11.2731	-35.3716	-22.6304	-3.9066
Base	4	18	CIM10 Max	1.3245	18.0239	23.1354	28.1828	4.7085	1.1753
Base	4	18	CIM10 Min	-4.4501	-14.1691	10.9931	-43.4568	-7.9698	-1.1766
Base	4	18	CIM11	-2.654	1.7794	35.306	-12.6647	-2.7677	-0.0003
Base	4	18	CIM12	-2.7148	4.4042	32.3601	-17.2233	-2.828	0.0003
Base	4	18	CIM13 Max	4.5275	13.9923	36.7517	3.819	13.0719	2.9577
Base	4	18	CIM13 Min	-9.9572	-5.1839	27.9686	-38.2655	-18.7279	-2.957

Story	Joint Label	Unique Name	Load Case/Combo	FX kN	FY kN	FZ kN	MX kN-m	MY kN-m	MZ kN-m
Base	4	18	CIM14 Max	-0.5151	16.6038	36.9631	9.9241	2.0016	0.8963
Base	4	18	CIM14 Min	-4.9146	-7.7954	27.7572	-44.3706	-7.6576	-0.8956
Base	4	18	CIM15	-1.5628	1.9274	17.0643	-7.637	-1.6307	-0.0006
Base	4	18	COMB9	-3.3064	7.9737	34.9384	-24.9332	-3.4416	0.0009
Base	4	18	COMB10	-3.3021	4.5842	43.4741	-21.229	-3.4382	0.001
Base	4	18	COMB11	-3.2478	6.1605	35.922	-21.2991	-3.3833	0.0002
Base	4	18	DER09	-3.3064	7.9737	34.9384	-24.9332	-3.4416	0.0009
Base	4	18	DERUD09	-3.3064	7.9737	34.9384	-24.9332	-3.4416	0.0009
Base	4	18	DER10	-3.3021	4.5842	43.4741	-21.229	-3.4382	0.001
Base	4	18	DERUD10	-3.3021	4.5842	43.4741	-21.229	-3.4382	0.001
Base	4	18	DER11	-3.2478	6.1605	35.922	-21.2991	-3.3833	0.0002
Base	4	18	DERUD11	-3.2478	6.1605	35.922	-21.2991	-3.3833	0.0002

5.4 Modal Results

Table 5.8 - Modal Periods and Frequencies

Case	Mode	Period sec	Frequency cyc/sec	Circular Frequency rad/sec	Eigenvalue rad²/sec²
Modal	1	0.209	4.795	30.1268	907.6242
Modal	2	0.176	5.681	35.6951	1274.1423
Modal	3	0.133	7.518	47.2385	2231.4716
Modal	4	0.04	25.238	158.5752	25146.0862
Modal	5	0.014	69.355	435.7729	189898.018
Modal	6	0.014	73.026	458.8334	210528.0788
Modal	7	0.011	92.037	578.287	334415.9037

Table 5.9 - Modal Participating Mass Ratios (Part 1 of 2)

Case	Mode	Period sec	UX	UY	UZ	Sum UX	Sum UY	Sum UZ
Modal	1	0.209	0.6753	1.645E-06	0	0.6753	1.645E-06	0
Modal	2	0.176	2.173E-06	1	0	0.6753	1	0
Modal	3	0.133	0.3244	5.456E-07	0	0.9996	1	0
Modal	4	0.04	0.0004	0	0	1	1	0
Modal	5	0.014	0	0	0	1	1	0
Modal	6	0.014	0	1.286E-05	0	1	1	0
Modal	7	0.011	0	0	0	1	1	0

Table 5.9 - Modal Participating Mass Ratios (Part 2 of 2)

Case	Mode	RX	RY	RZ	Sum RX	Sum RY	Sum RZ
Modal	1	1.645E-06	0.6753	0.3706	1.645E-06	0.6753	0.3706
Modal	2	1	2.173E-06	0	1	0.6753	0.3706
Modal	3	5.456E-07	0.3244	0.6289	1	0.9996	0.9995
Modal	4	0	0.0004	0.0005	1	1	1
Modal	5	0	0	1.084E-05	1	1	1
Modal	6	1.286E-05	0	0	1	1	1
Modal	7	0	0	0	1	1	1

Table 5.10 - Modal Load Participation Ratios

Case	Item Type	Item	Static %	Dynamic %
Modal	Acceleration	UX	100	100
Modal	Acceleration	UY	100	100
Modal	Acceleration	UZ	0	0

Table 5.11 - Modal Direction Factors

Case	Mode	Period sec	UX	UY	UZ	RZ
Modal	1	0.209	0.689	0	0	0.311
Modal	2	0.176	0	1	0	0
Modal	3	0.133	0.333	0	0	0.667
Modal	4	0.04	0.004	0	0	0.996
Modal	5	0.014	0	0	0	1
Modal	6	0.014	0	0.953	0	0.047
Modal	7	0.011	0	0.069	0	0.931

6 Design Data

This chapter provides design data and results.

6.1 Concrete Frame Design

Table 6.1 - Concrete Frame Preferences - ACI 318-08

Item	Value
Multi-Response Design	Step-by-Step
Seismic Design Category	D
# Interaction Curves	24
# Interaction Points	11
Minimum Eccentricity	Yes
Phi (Tension)	0.9
Phi (Compression Tied)	0.65
Phi (Compression Spiral)	0.7
Phi (Shear and Torsion)	0.85
Phi (Shear Seismic)	0.6
Phi (Shear Joint)	0.85
Pattern Live Load Factor	0.75
D/C Ratio Limit	0.95

Table 6.2 - Concrete Column Overwrites - ACI 318-08 (Part 1 of 2)

Story	Label	Unique Name	Design Type	Design Section	LLRF	LMajor	LMinor	KMajor	KMinor	CmMajor	CmMinor
N1	C1	7	Column	Program Determined	0.992054	0.892308	0.892308	1	1	1	1
N1	C2	8	Column	Program Determined	1	0.892308	0.892308	1	1	1	1
N1	C3	9	Column	Program Determined	0.99223	0.892308	0.892308	1	1	1	1
N1	C4	10	Column	Program Determined	1	0.892308	0.892308	1	1	1	1

Table 6.2 - Concrete Column Overwrites - ACI 318-08 (Part 2 of 2)

Story	Label	Unique Name	DnsMajor	DnsMinor	DsMajor	DsMinor
N1	C1	7	1	1	1	1
N1	C2	8	1	1	1	1
N1	C3	9	1	1	1	1
N1	C4	10	1	1	1	1

Table 6.3 - Concrete Beam Overwrites - ACI 318-08

Story	Label	Unique Name	Design Type	Design Section	LLRF	LMajor	LMinor
N1	B1	13	Beam	Program Determined	0.987647	0.931034	0.931034
N1	B2	14	Beam	Program Determined	0.987647	0.931034	0.931034
N1	B4	16	Beam	Program Determined	1	0.924528	0.924528
N1	B6	18	Beam	Program Determined	1	0.924528	0.924528
N1	B8	2	Beam	Program Determined	1	0.916667	0.916667
N1	B5	4	Beam	Program Determined	1	0.916671	0.916671
N1	B3	5	Beam	Program Determined	1	1	1

Table 6.4 - Concrete Column PMM Envelope

Label	Story	Section	Location	P kN	M Major kN-m	M Minor kN-m	PMM Combo	PMM Ratio or Rebar %

Label	Story	Section	Location	P kN	M Major kN-m	M Minor kN-m	PMM Combo	PMM Ratio or Rebar %
C1	N1	C40X40	Top	120.9253	34.3997	-26.1133	COMB11	1 %
C1	N1	C40X40	Bottom	128.7963	3.5084	-15.4749	COMB11	1 %
C2	N1	C40X40	Top	22.832	6.0569	-3.4211	COMB11	1 %
C2	N1	C40X40	Bottom	30.703	0.8363	-14.1161	COMB11	1 %
C3	N1	C40X40	Top	120.7086	-34.6154	-26.0539	COMB11	1 %
C3	N1	C40X40	Bottom	128.5796	-3.5025	-15.503	COMB11	1 %
C4	N1	C40X40	Top	22.8038	-6.0361	-3.4021	COMB11	1 %
C4	N1	C40X40	Bottom	30.6747	-0.8356	-14.1466	COMB11	1 %

Table 6.5 - Concrete Column Shear Envelope

Label	Story	Section	Location	V Major kN	Major Combo	At Major cm²/m	V Minor kN	Minor Combo	At Minor cm²/m
C1	N1	C40X40	Top	42.5794	COMB8	3.33	6.1714		0
C1	N1	C40X40	Bottom	42.5794	COMB8	3.33	6.1714		0
C2	N1	C40X40	Top	3.2889		0	6.132		0
C2	N1	C40X40	Bottom	3.2889		0	6.132		0
C3	N1	C40X40	Top	42.6201	COMB8	3.33	6.1211		0
C3	N1	C40X40	Bottom	42.6201	COMB8	3.33	6.1211		0
C4	N1	C40X40	Top	3.2478		0	6.1605		0
C4	N1	C40X40	Bottom	3.2478		0	6.1605		0

Table 6.6 - Concrete Beam Flexure Envelope

Label	Story	Section	Location	(-) Moment kN-m	(-) Combo	As Top cm²	(+) Moment kN-m	(+) Combo	As Bot cm²
B1	N1	V30X35	End-I	-63.0705	COMB6	6	0	COMB7	1
B1	N1	V30X35	Middle	-12.413	COMB6	2	20.574	COMB6	3
B1	N1	V30X35	End-J	0	COMB7	3	24.4227	COMB6	3
B2	N1	V30X35	End-I	-63.0718	COMB6	6	0	COMB7	1
B2	N1	V30X35	Middle	-12.4112	COMB6	2	20.5799	COMB6	3
B2	N1	V30X35	End-J	0	COMB7	3	24.4316	COMB6	3
B4	N1	V30X35	End-I	-50.4666	COMB5	5	23.1929	COMB5	3
B4	N1	V30X35	Middle	0	COMB11	0	28.2702	COMB5	3
B4	N1	V30X35	End-J	-50.1988	COMB5	5	23.3446	COMB5	3
B6	N1	V30X35	End-I	-17.4483	COMB5	2	9.877	COMB8	1
B6	N1	V30X35	Middle	-2.8904	COMB8	0.3027	8.4618	COMB5	1
B6	N1	V30X35	End-J	-17.398	COMB5	2	9.9086	COMB8	1
B8	N1	V30X35	End-I	-15.2651	COMB9	2	0.4212	COMB5	0.05039
B8	N1	V30X35	Middle	-55.9744	COMB9	5	0	COMB11	0
B8	N1	V30X35	End-J	-82.1241	COMB9	8	0	COMB11	0
B5	N1	V30X35	End-I	-15.3383	COMB9	2	0.3912	COMB8	0.0468
B5	N1	V30X35	Middle	-56.0064	COMB9	5	0	COMB2	0
B5	N1	V30X35	End-J	-82.1585	COMB9	8	0	COMB2	0
B3	N1	VB20X40	End-I	-13.2915	COMB5	1	20.1252	COMB5	2
B3	N1	VB20X40	Middle	0	COMB11	0	30.4223	COMB11	3
B3	N1	VB20X40	End-J	-13.0004	COMB5	1	20.2814	COMB5	2

Table 6.7 - Concrete Beam Shear Envelope

Label	Story	Section	Location	V kN	V Combo	At cm²/m	T for At kN-m	T Combo At	At Torsion cm²/m	T for As kN-m	T Combo As	As Torsion cm²
B1	N1	V30X35	End-I	28.9682	COMB10	2.5	1.5868	COMB5	1.25	1.5868	COMB5	4
B1	N1	V30X35	Middle	7.2701	COMB8	0.37	3.0998	COMB5	1.25	3.0998	COMB5	4
B1	N1	V30X35	End-J	14.4668	COMB8	0.37	3.0998	COMB5	1.25	3.0998	COMB5	4
B2	N1	V30X35	End-I	28.9759	COMB10	2.5	1.6112	COMB5	1.26	1.6112	COMB5	4
B2	N1	V30X35	Middle	7.2574	COMB8	0.36	3.1111	COMB5	1.26	3.1111	COMB5	4
B2	N1	V30X35	End-J	14.4541	COMB8	0.36	3.1111	COMB5	1.26	3.1111	COMB5	4
B4	N1	V30X35	End-I	25.6937	COMB11	2.5	0.0009	COMB11	0	0.0009	COMB11	0

Label	Story	Section	Location	V kN	V Combo	At cm²/m	T for At kN-m	T Combo At	At Torsion cm²/m	T for As kN-m	T Combo As	As Torsion cm²
B4	N1	V30X35	Middle	26.9742	COMB5	2.5	0.0009	COMB11	0	0.0009	COMB11	0
B4	N1	V30X35	End-J	42.6733	COMB11	2.5	0.0009	COMB11	0	0.0009	COMB11	0
B6	N1	V30X35	End-I	8.6406	COMB8	0.8	2.4664	COMB5	0.85	2.4664	COMB5	4
B6	N1	V30X35	Middle	7.5369	COMB8	0.8	2.4664	COMB5	0.85	2.4664	COMB5	4
B6	N1	V30X35	End-J	10.8097	COMB8	0.8	2.4664	COMB5	0.85	2.4664	COMB5	4
B8	N1	V30X35	End-I	31.5712	COMB11	0	7.9991	COMB5	4.57	7.9991	COMB5	4
B8	N1	V30X35	Middle	34.8366	COMB11	0	7.9991	COMB5	4.57	7.9991	COMB5	4
B8	N1	V30X35	End-J	36.7959	COMB11	0	7.9991	COMB5	4.57	7.9991	COMB5	4
B5	N1	V30X35	End-I	31.4981	COMB11	0	7.7046	COMB5	4.47	7.7046	COMB5	4
B5	N1	V30X35	Middle	34.8256	COMB11	0	7.7046	COMB5	4.47	7.7046	COMB5	4
B5	N1	V30X35	End-J	36.7989	COMB11	0	7.7046	COMB5	4.47	7.7046	COMB5	4
B3	N1	VB20X40	End-I	24.2232	COMB11	1.67	0.0118	COMB11	0	0.0118	COMB11	0
B3	N1	VB20X40	Middle	12.028	COMB11	0	0.0118	COMB11	0	0.0118	COMB11	0
B3	N1	VB20X40	End-J	30.1536	COMB11	1.67	0.0118	COMB11	0	0.0118	COMB11	0

Table 6.8 - Concrete Joint Envelope

Label	Story	Section	B/C Major Combo	B/C Major Ratio	B/C Minor Combo	B/C Minor Ratio	JS Major Combo	JS Major Ratio	JS Minor Combo	JS Minor Ratio
C1	N1	C40X40								
C2	N1	C40X40								
C3	N1	C40X40								
C4	N1	C40X40								

ANEXO 3: DISEÑO ELEMENTOS ESTRUCTURALES

DISEÑO DE COLUMNAS

C2 - DES PEFIL C,D

Nivel	H (m) Libre	B (m)	H (m)	M1 kN.m	M2 kN.m	P kN	V1 kN	V2 kN	Cuantia	m/mr	Ve1 kN	Ve2 kN	Ramas Ve1	Ramas Ve2
N+3.25				-1.27	-48.56				12/#5 #4 (1.3%)	0.37				
	2.75	.40	.40			-66.99	28.53	53.91			20.56	20.51	0	0
				-52.84	-106.55				12/#5 #4 (1.3%)	0.94				

C3 - DES PERFIL C,D

Nivel	H (m) Libre	B (m)	H (m)	M1 kN.m	M2 kN.m	P kN	V1 kN	V2 kN	Cuantia	m/mr	Ve1 kN	Ve2 kN	Ramas Ve1	Ramas Ve2
N+3.25				-66.67	-50.47				12/#5 (1.5%)	0.61				
	2.75	.40	.40			-322.91	66.89	52.53			21.93	21.90	0	0
				118.37	24.23				12/#5 (1.5%)	0.77				

C4 - DES PERFIL C,D

Nivel	H (m) Libre	B (m)	H (m)	M1 kN.m	M2 kN.m	P kN	V1 kN	V2 kN	Cuantia	m/mr	Ve1 kN	Ve2 kN	Ramas Ve1	Ramas Ve2
N+3.25				-10.24	-44.88				12/#5 #4 (1.3%)	0.35				
	2.75	.40	.40			-88.17	33.54	43.02			20.56	20.51	0	0
				-17.47	-99.10				12/#5 #4 (1.3%)	0.77				

C1 - DES PERFIL C,D

Nivel	H (m) Libre	B (m)	H (m)	M1 kN.m	M2 kN.m	P kN	V1 kN	V2 kN	Cuantia	m/mr	Ve1 kN	Ve2 kN	Ramas Ve1	Ramas Ve2
N+3.25				-68.83	-44.84				12/#6 #5 (1.9%)	0.54				
	2.75	.40	.40			-205.83	68.35	50.66			23.76	23.69	0	0
				-100.46	-106.92				12/#6 #5 (1.9%)	0.99				

DISEÑO DE VIGAS Y VIGUETAS

201/N+ 3.25

B= 0.30 H= 0.50 L= 5.20			B= 0.30 H= 0.50 L= 5.20		
Mu= -78.77 As = 7.68 As(r)= 7.46		Mu= -92.06 As = 8.55 As(r)= 8.32	Mu= -92.06 As = 8.55 As(r)= 8.32		Mu= -78.77 As = 7.68 As(r)= 7.46
	Mu= 46.03 As = 5.70 As(r)= 5.39			Mu= 46.03 As = 5.70 As(r)= 5.39	
Vu= -63.18	Vu= 24.10	Vu= 71.19	Vu= -71.19	Vu= -24.10	Vu= 63.18

201A/N+ 3.25

B= 0.30 H= 0.50 L= 5.20			B= 0.30 H= 0.50 L= 5.20		
Mu= -34.76 As = 5.70 As(r)= 4.46		Mu= -34.41 As = 5.70 As(r)= 4.46	Mu= -34.41 As = 5.70 As(r)= 4.46		Mu= -34.76 As = 5.70 As(r)= 4.46
	Mu= 10.78 As = 5.70 As(r)= 4.46			Mu= 10.78 As = 5.70 As(r)= 4.46	
Vu= -20.10	Vu= 11.87	Vu= 22.89	Vu= -22.89	Vu= -11.87	Vu= 20.10

202/N+ 3.25

B= 0.30 H= 0.50 L= 2.00			B= 0.30 H= 0.50 L= 7.80		
Mu= -4.91 As = 10.61 As(r)= 4.46		Mu= -111.33 As = 10.61 As(r)= 10.14	Mu= -160.41 As = 10.61 As(r)= 10.37		Mu= -62.09 As = 5.70 As(r)= 4.46
	Mu= 0.00 As = 5.70 As(r)= 4.46			Mu= 40.10 As = 8.19 As(r)= 4.46	
Vu= 44.01	Vu= 48.67	Vu= 53.34	Vu= -71.87	Vu= -26.29	Vu= 40.75

203/N+ 3.25

B= 0.30 H= 0.50 L= 2.00			B= 0.30 H= 0.50 L= 7.80		
Mu= -0.00 As = 15.21 As(r)= 4.46		Mu= -216.63 As = 15.21 As(r)= 16.94	Mu= -192.90 As = 15.21 As(r)= 12.76		Mu= -55.59 As = 5.70 As(r)= 4.46
	Mu= 0.00 As = 8.55 As(r)= 4.46			Mu= 62.03 As = 11.04 As(r)= 4.46	
Vu= 97.67	Vu= 102.34	Vu= 107.00	Vu= -88.13	Vu= -28.71	Vu= 47.20

VT-1/N+ 3.25

B= 0.20 H= 0.50 L= 5.30			B= 0.20 H= 0.50 L= 5.30		
Mu= -26.80 As = 3.96 As(r)= 2.97		Mu= -34.21 As = 5.70 As(r)= 3.43	Mu= -34.21 As = 5.70 As(r)= 3.43		Mu= -26.80 As = 3.96 As(r)= 2.97
	Mu= 39.26 As = 3.96 As(r)= 3.75			Mu= 39.26 As = 3.96 As(r)= 3.75	
Vu= -44.01	Vu= 4.68	Vu= 48.84	Vu= -48.84	Vu= -4.68	Vu= 44.01

DISEÑO DE COLUMNAS

C5 - DES PERFIL C,D

Nivel	H (m) Libre	B (m)	H (m)	M1 kN.m	M2 kN.m	P kN	V1 kN	V2 kN	Cuantia	m/mr	Ve1 kN	Ve2 kN	Ramas Ve1	Ramas Ve2
N+3.25				40.02	81.19				12/#4 #5 (1.1%)	0.77				
	2.75	.40	.40			-108.13	46.10	62.15			20.55	20.50	0	0
				-36.07	-89.93				12/#4 #5 (1.1%)	0.79				

DISEÑO DE VIGAS Y VIGUETAS

204/N+ 3.25

B= 0.30 H= 0.50 L= 7.80		
Mu= -69.01 As = 5.94 As(r)= 4.46		Mu= -69.01 As = 5.94 As(r)= 4.46
	Mu= 67.20 As = 8.55 As(r)= 4.46	
Vu= -82.29	Vu= 82.29	Vu= 82.29

204A/N+ 3.25

B= 0.30 H= 0.50 L= 8.00		
Mu= -63.99 As = 5.94 As(r)= 4.46		Mu= -63.99 As = 5.94 As(r)= 4.46
	Mu= 145.07 As = 11.64 As(r)= 9.28	
Vu= -101.36	Vu= -11.03	Vu= 101.36

205/N+ 3.25

B= 0.30 H= 0.50 L= 4.50		
Mu= -65.42 As = 5.70 As(r)= 4.46		Mu= -65.32 As = 5.70 As(r)= 4.46
	Mu= 87.36 As = 5.70 As(r)= 5.39	
Vu= -177.64	Vu= -108.52	Vu= 177.64

DISEÑO DE COLUMNAS

C6 - DES PERFIL C,D

Nivel	H (m) Libre	B (m)	H (m)	M1 kN.m	M2 kN.m	P kN	V1 kN	V2 kN	Cuantia	m/mr	Ve1 kN	Ve2 kN	Ramas Ve1	Ramas Ve2
N+3.25				-81.13	-54.49				12/#7 #6 (2.7%)	0.55				
	2.75	.40	.40			-249.10	75.94	52.68			27.33	27.20	0	0
				-84.33	-122.93				12/#7 #6 (2.7%)	0.84				

C7 - DES PERFIL C,D

Nivel	H (m) Libre	B (m)	H (m)	M1 kN.m	M2 kN.m	P kN	V1 kN	V2 kN	Cuantia	m/mr	Ve1 kN	Ve2 kN	Ramas Ve1	Ramas Ve2
N+3.25				-18.97	-29.42				12/#6 #5 (1.9%)	0.40				
	2.75	.40	.40			-56.52	33.33	63.23			23.76	23.69	0	0
				-46.02	-130.94				12/#6 #5 (1.9%)	0.86				

C8 - DES PERFIL C,D

Nivel	H (m) Libre	B (m)	H (m)	M1 kN.m	M2 kN.m	P kN	V1 kN	V2 kN	Cuantia	m/mr	Ve1 kN	Ve2 kN	Ramas Ve1	Ramas Ve2
N+3.25				-58.79	-90.69				12/#6 #5 (1.9%)	0.71				
	2.75	.40	.40			-449.93	62.44	72.83			23.76	23.69	0	0
				114.42	37.78				12/#6 #5 (1.9%)	0.73				

C9 - DES PERFIL C,D

Nivel	H (m) Libre	B (m)	H (m)	M1 kN.m	M2 kN.m	P kN	V1 kN	V2 kN	Cuantia	m/mr	Ve1 kN	Ve2 kN	Ramas Ve1	Ramas Ve2
N+3.25				-10.12	-41.12				12/#4 #6 (1.3%)	0.30				
	2.75	.40	.40			-105.05	35.14	51.40			22.13	22.11	0	0
				-18.92	-116.78				12/#4 #6 (1.3%)	0.85				

DISEÑO DE VIGAS Y VIGUETAS

206/N+ 3.25

B= 0.30 H= 0.50 L= 7.80			B= 0.30 H= 0.50 L= 7.80		
Mu= -111.46 As = 8.55 As(r)= 6.98		Mu= -142.81 As = 9.58 As(r)= 9.12	Mu= -142.81 As = 9.58 As(r)= 9.12		Mu= -111.46 As = 8.55 As(r)= 6.98
	Mu= 62.20 As = 5.94 As(r)= 4.46			Mu= 62.20 As = 5.94 As(r)= 4.46	
Vu= -78.02	Vu= 16.71	Vu= 87.35	Vu= -87.35	Vu= -16.71	Vu= 78.02

206A/N+ 3.25

B= 0.30 H= 0.50 L= 7.80			B= 0.30 H= 0.50 L= 7.80		
Mu= -41.69 As = 5.70 As(r)= 4.46		Mu= -49.22 As = 5.70 As(r)= 4.46	Mu= -49.22 As = 5.70 As(r)= 4.46		Mu= -41.69 As = 5.70 As(r)= 4.46
	Mu= 24.61 As = 5.94 As(r)= 4.46			Mu= 24.61 As = 5.94 As(r)= 4.46	
Vu= -21.88	Vu= 8.77	Vu= 25.31	Vu= -25.31	Vu= -8.77	Vu= 21.88

207/N+ 3.25

B= 0.30 H= 0.50 L= 2.00			B= 0.30 H= 0.50 L= 7.80		
Mu= -5.91 As = 12.83 As(r)= 4.46		Mu= -148.01 As = 12.83 As(r)= 9.49	Mu= -192.09 As = 12.83 As(r)= 12.70		Mu= -59.43 As = 5.70 As(r)= 4.46
	Mu= 0.00 As = 6.81 As(r)= 4.46			Mu= 48.02 As = 12.75 As(r)= 4.46	
Vu= 60.15	Vu= 64.81	Vu= 69.48	Vu= -83.77	Vu= -31.76	Vu= 43.61

207A/N+ 3.25

B= 0.30 H= 0.50 L= 2.00			B= 0.30 H= 0.50 L= 7.80		
Mu= -0.00 As = 25.56 As(r)= 4.46		Mu= -332.94 As = 25.56 As(r)= 25.24	Mu= -254.31 As = 25.56 As(r)= 17.67		Mu= -63.58 As = 8.55 As(r)= 4.46
	Mu= 0.00 As = 14.02 As(r)= 4.46			Mu= 75.16 As = 22.57 As(r)= 4.82	
Vu= 151.61	Vu= 156.27	Vu= 160.94	Vu= -110.36	Vu= -38.08	Vu= 51.75

VT-2/N+ 3.25

B= 0.20 H= 0.50 L= 7.95			B= 0.20 H= 0.50 L= 7.95		
Mu= -43.45 As = 3.96 As(r)= 2.97		Mu= -100.95 As = 7.76 As(r)= 6.48	Mu= -100.95 As = 7.76 As(r)= 6.48		Mu= -43.45 As = 3.96 As(r)= 2.97
	Mu= 70.49 As = 5.70 As(r)= 4.45			Mu= 70.49 As = 5.70 As(r)= 4.45	
Vu= -60.15	Vu= 8.99	Vu= 75.80	Vu= -75.80	Vu= -8.99	Vu= 60.15

DISEÑO DE COLUMNAS

C10 - DES PERFIL C,D

Nivel	H (m) Libre	B (m)	H (m)	M1 kN.m	M2 kN.m	P kN	V1 kN	V2 kN	Cuantia	m/mr	Ve1 kN	Ve2 kN	Ramas Ve1	Ramas Ve2
N+3.25				-91.32	-57.68				12/#7 (2.9%)	0.57				
	2.75	.40	.40			-265.63	86.62	51.21			29.19	29.05	0	0
				147.89	67.25				12/#7 (2.9%)	0.81				

C11 - DES PERFIL C,D

Nivel	H (m) Libre	B (m)	H (m)	M1 kN.m	M2 kN.m	P kN	V1 kN	V2 kN	Cuantia	m/mr	Ve1 kN	Ve2 kN	Ramas Ve1	Ramas Ve2
N+3.25				-36.90	-41.43				12/#5 #6 (1.7%)	0.38				
	2.75	.40	.40			-75.90	37.43	54.35			23.69	23.64	0	0
				-7.78	-120.96				12/#5 #6 (1.7%)	0.74				

DISEÑO DE VIGAS Y VIGUETAS

208/N+ 3.25

B= 0.30 H= 0.50 L= 7.80		
Mu= -135.91 As = 9.58 As(r)= 8.64		Mu= -135.91 As = 9.58 As(r)= 8.64
	Mu= 73.01 As = 5.94 As(r)= 4.47	
Vu= -87.03	Vu= 16.39	Vu= 87.03

208A/N+ 3.25

B= 0.30 H= 0.50 L= 7.80		
Mu= -48.49 As = 5.70 As(r)= 4.46		Mu= -48.49 As = 5.70 As(r)= 4.46
	Mu= 26.60 As = 5.94 As(r)= 4.46	
Vu= -25.26	Vu= 8.72	Vu= 25.26

209/N+ 3.25

B= 0.30 H= 0.50 L= 2.00			B= 0.30 H= 0.50 L= 7.80		
Mu= -1.04 As = 12.83 As(r)= 4.46		Mu= -159.81 As = 12.83 As(r)= 10.32	Mu= -182.15 As = 12.83 As(r)= 11.95		Mu= -61.07 As = 5.70 As(r)= 4.46
	Mu= 0.00 As = 6.81 As(r)= 4.46			Mu= 45.54 As = 12.75 As(r)= 4.46	
Vu= 67.97	Vu= 72.64	Vu= 77.30	Vu= -81.09	Vu= -29.09	Vu= 44.18

VT3/N+ 3.25

B= 0.20 H= 0.50 L= 8.00		
Mu= -49.56 As = 3.96 As(r)= 3.03		Mu= -49.56 As = 3.96 As(r)= 3.03
	Mu= 99.11 As = 5.70 As(r)= 6.35	
Vu= -67.97	Vu= 3.14	Vu= 67.97

DISEÑO DE COLUMNAS

C12 - DES PERFIL C,D

Nivel	H (m) Libre	B (m)	H (m)	M1 kN.m	M2 kN.m	P kN	V1 kN	V2 kN	Cuantia	m/mr	Ve1 kN	Ve2 kN	Ramas Ve1	Ramas Ve2
N+3.25				-91.32	-57.68				12/#7 (2.9%)	0.57				
	2.75	.40	.40			-265.63	86.62	51.21			29.19	29.05	0	0
				147.89	67.25				12/#7 (2.9%)	0.81				

C13 - DES PERFIL C,D

Nivel	H (m) Libre	B (m)	H (m)	M1 kN.m	M2 kN.m	P kN	V1 kN	V2 kN	Cuantia	m/mr	Ve1 kN	Ve2 kN	Ramas Ve1	Ramas Ve2
N+3.25				-36.90	-41.43				12/#5 #6 (1.7%)	0.38				
	2.75	.40	.40			-75.90	37.43	54.35			23.69	23.64	0	0
				-7.78	-120.96				12/#5 #6 (1.7%)	0.74				

DISEÑO DE VIGAS Y VIGUETAS

210/N+ 3.25

B= 0.30 H= 0.50 L= 7.80		
Mu= -135.91 As = 9.58 As(r)= 8.64		Mu= -135.91 As = 9.58 As(r)= 8.64
	Mu= 73.01 As = 5.94 As(r)= 4.47	
Vu= -87.03	Vu= 16.39	Vu= 87.03

210A/N+ 3.25

B= 0.30 H= 0.50 L= 7.80		
Mu= -48.49 As = 5.70 As(r)= 4.46		Mu= -48.49 As = 5.70 As(r)= 4.46
	Mu= 26.60 As = 5.94 As(r)= 4.46	
Vu= -25.26	Vu= 8.72	Vu= 25.26

211/N+ 3.25

B= 0.30 H= 0.50 L= 2.00			B= 0.30 H= 0.50 L= 7.80		
Mu= -1.04 As = 12.83 As(r)= 4.46		Mu= -159.81 As = 12.83 As(r)= 10.32	Mu= -182.15 As = 12.83 As(r)= 11.95		Mu= -61.07 As = 5.70 As(r)= 4.46
	Mu= 0.00 As = 6.81 As(r)= 4.46			Mu= 45.54 As = 12.75 As(r)= 4.46	
Vu= 67.97	Vu= 72.64	Vu= 77.30	Vu= -81.09	Vu= -29.09	Vu= 44.18

VT4/N+ 3.25

B= 0.20 H= 0.50 L= 8.00		
Mu= -49.56 As = 3.96 As(r)= 3.03		Mu= -49.56 As = 3.96 As(r)= 3.03
	Mu= 99.11 As = 5.70 As(r)= 6.35	
Vu= -67.97	Vu= 3.14	Vu= 67.97

DISEÑO DE COLUMNAS

C14 - DES PERFIL C,D

Nivel	H (m) Libre	B (m)	H (m)	M1 kN.m	M2 kN.m	P kN	V1 kN	V2 kN	Cuantia	m/mr	Ve1 kN	Ve2 kN	Ramas Ve1	Ramas Ve2
N+3.25				-83.67	-69.91			1	2/#7 #6 (2.7%)	0.63				
	2.75	.40	.40			-255.45	78.37	56.60			27.33	27.20	0	0
				132.73	75.46			1	2/#7 #6 (2.7%)	0.84				

C15 - DES PERFIL C,D

Nivel	H (m) Libre	B (m)	H (m)	M1 kN.m	M2 kN.m	P kN	V1 kN	V2 kN	Cuantia	m/mr	Ve1 kN	Ve2 kN	Ramas Ve1	Ramas Ve2
N+3.25				-22.13	-21.00			1	2/#5 #6 (1.7%)	0.33				
	2.75	.40	.40			-51.15	35.19	58.63			23.69	23.64	0	0
				-43.02	-105.19			1	2/#5 #6 (1.7%)	0.73				

DISEÑO DE VIGAS Y VIGUETAS

212/N+ 3.25

B= 0.30 H= 0.50 L= 7.80		
Mu= -128.79 As = 8.55 As(r)= 8.15		Mu= -128.79 As = 8.55 As(r)= 8.15
	Mu= 70.52 As = 5.94 As(r)= 4.46	
Vu= -84.97	Vu= 14.33	Vu= 84.97

212A/N+ 3.25

B= 0.30 H= 0.50 L= 7.80		
Mu= -46.00 As = 5.94 As(r)= 4.46		Mu= -46.00 As = 5.94 As(r)= 4.46
	Mu= 25.31 As = 5.94 As(r)= 4.46	
Vu= -24.64	Vu= 8.10	Vu= 24.64

213/N+ 3.25

B= 0.30 H= 0.50 L= 2.00			B= 0.30 H= 0.50 L= 6.30		
Mu= -0.94 As = 12.83 As(r)= 4.46		Mu= -159.81 As = 12.83 As(r)= 10.32	Mu= -167.08 As = 12.83 As(r)= 10.85		Mu= -47.97 As = 5.70 As(r)= 4.46
	Mu= 0.00 As = 8.55 As(r)= 4.46			Mu= 41.77 As = 8.55 As(r)= 4.46	
Vu= 67.97	Vu= 72.64	Vu= 77.30	Vu= -78.47	Vu= -36.50	Vu= 34.65

VT 5/N+ 3.25

B= 0.20 H= 0.50 L= 8.00		
Mu= -48.27 As = 3.96 As(r)= 2.97		Mu= -48.27 As = 3.96 As(r)= 2.97
	Mu= 98.79 As = 3.96 As(r)= 6.33	
Vu= -67.97	Vu= 2.75	Vu= 67.97

DISEÑO DE COLUMNAS

C16 - DES PERFIL C,D

Nivel	H (m) Libre	B (m)	H (m)	M1 kN.m	M2 kN.m	P kN	V1 kN	V2 kN	Cuantia	m/mr	Ve1 kN	Ve2 kN	Ramas Ve1	Ramas Ve2
N+3.25				-28.41	-43.27				12/#5 (1.5%)	0.38				
	2.85	.40	.40			-179.91	51.36	35.34			21.16	21.13	0	0
				-91.08	-39.35				12/#5 (1.5%)	0.69				

C17 - DES PERFIL C,D

Nivel	H (m) Libre	B (m)	H (m)	M1 kN.m	M2 kN.m	P kN	V1 kN	V2 kN	Cuantia	m/mr	Ve1 kN	Ve2 kN	Ramas Ve1	Ramas Ve2
N+3.25				23.61	26.30				12/#5 (1.5%)	0.27				
	2.85	.40	.40			-16.92	23.48	36.13			21.16	21.13	0	0
				-43.38	-53.46				12/#5 (1.5%)	0.52				

DISEÑO DE VIGAS Y VIGUETAS

214/N+ 3.25

B= 0.30 H= 0.40 L= 4.90		
Mu= -65.12 As = 5.94 As(r)= 5.23		Mu= -64.71 As = 5.94 As(r)= 5.19
	Mu= 32.65 As = 5.94 As(r)= 3.47	
Vu= -58.16	Vu= -15.86	Vu= 57.99

214A/N+ 3.25

B= 0.30 H= 0.40 L= 4.90		
Mu= -27.18 As = 5.94 As(r)= 3.47		Mu= -27.13 As = 5.94 As(r)= 3.47
	Mu= 7.01 As = 3.96 As(r)= 3.47	
Vu= -17.72	Vu= -9.41	Vu= 17.70

215/N+ 3.25

B= 0.30 H= 0.40 L= 2.00			B= 0.30 H= 0.40 L= 5.40		
Mu= -0.44 As = 11.64 As(r)= 3.47		Mu= -103.74 As = 11.64 As(r)= 8.69	Mu= -110.55 As = 11.64 As(r)= 9.33		Mu= -31.05 As = 5.70 As(r)= 3.47
	Mu= 0.00 As = 5.94 As(r)= 3.47			Mu= 27.64 As = 5.94 As(r)= 3.47	
Vu= 42.30	Vu= 46.12	Vu= 49.93	Vu= -56.81	Vu= -27.01	Vu= 22.77

VT 6/N+ 3.25

B= 0.20 H= 0.40 L= 5.10		
Mu= -20.71 As = 3.96 As(r)= 2.31		Mu= -20.40 As = 3.96 As(r)= 2.31
	Mu= 40.66 As = 3.96 As(r)= 3.25	
Vu= -42.30	Vu= -7.46	Vu= 42.17

DISEÑO DE COLUMNAS

TANQUE (ALTA)

Nivel	H (m) Libre	B (m)	H (m)	M1 kN.m	M2 kN.m	P kN	V1 kN	V2 kN	Cuantia	m/mr	Ve1 kN	Ve2 kN	Ramas Ve1	Ramas Ve2
N+6.00				26.72	67.97				12/#6 (2.8%)	0.59				
	2.70	.35	.35			3.47	47.36	47.36			18.66	18.60	0	0
				-20.70	-60.33				12/#6 (2.8%)	0.50				
N+3.00				-10.56	-31.73				12/#6 (2.8%)	0.26				
	2.70	.35	.35			-256.92	49.96	49.96			18.66	18.60	0	0
				31.43	103.38				12/#6 (2.8%)	0.86				

DISEÑO DE VIGAS Y VIGUETAS

216/N+ 3.00

B= 0.30 H= 0.30 L= 2.30		
Mu= -88.73 As = 11.64 As(r)= 11.44		Mu= -88.73 As = 11.64 As(r)= 11.44
	Mu= 22.18 As = 11.64 As(r)= 2.48	
Vu= -140.34	Vu= 105.78	Vu= 140.34

307/N+ 6.00

B= 0.30 H= 0.30 L= 2.30		
Mu= -67.65 As = 11.64 As(r)= 8.22		Mu= -67.65 As = 11.64 As(r)= 8.22
	Mu= 16.91 As = 11.64 As(r)= 2.54	
Vu= -166.68	Vu= 132.12	Vu= 166.68

217/N+ 3.00

B= 0.30 H= 0.30 L= 2.30		
Mu= -88.73 As = 11.64 As(r)= 11.44		Mu= -88.73 As = 11.64 As(r)= 11.44
	Mu= 22.18 As = 11.64 As(r)= 2.48	
Vu= -140.34	Vu= 105.78	Vu= 140.34

308/N+ 6.00

B= 0.30 H= 0.30 L= 2.30		
Mu= -67.65 As = 11.64 As(r)= 8.22		Mu= -67.65 As = 11.64 As(r)= 8.22
	Mu= 16.91 As = 11.64 As(r)= 2.54	
Vu= -166.68	Vu= 132.12	Vu= 166.68

DISEÑO DE COLUMNAS

TANQUE (BAJA)

Nivel	H (m) Libre	B (m)	H (m)	M1 kN.m	M2 kN.m	P kN	V1 kN	V2 kN	Cuantia	m/mr	Ve1 kN	Ve2 kN	Ramas Ve1	Ramas Ve2
N+6.00				1.06	35.82				8/#5 (1.8%)	0.54				
	2.70	.30	.30			-30.95	25.05	25.04			9.33	9.31	0	0
				32.04	5.30				8/#5 (1.8%)	0.51				
N+3.00				20.81	5.33				8/#5 (1.8%)	0.37				
	2.70	.30	.30			33.44	24.54	24.53			9.33	9.31	0	0
				13.04	45.18				8/#5 (1.8%)	0.82				

DISEÑO DE VIGAS Y VIGUETAS

216/N+ 3.00

B= 0.30 H= 0.30 L= 2.40		
Mu= -51.07 As = 7.68 As(r)= 5.96		Mu= -51.07 As = 7.68 As(r)= 5.96
	Mu= 12.77 As = 7.68 As(r)= 2.48	
Vu= -45.88	Vu= 42.95	Vu= 45.88

307/N+ 6.00

B= 0.30 H= 0.30 L= 2.40		
Mu= -35.12 As = 7.68 As(r)= 3.96		Mu= -35.12 As = 7.68 As(r)= 3.96
	Mu= 14.48 As = 7.68 As(r)= 2.48	
Vu= -54.01	Vu= 26.70	Vu= 54.01

217/N+ 3.00

B= 0.30 H= 0.30 L= 2.40		
Mu= -51.07 As = 7.68 As(r)= 5.96		Mu= -51.07 As = 7.68 As(r)= 5.96
	Mu= 12.77 As = 7.68 As(r)= 2.48	
Vu= -45.88	Vu= 42.95	Vu= 45.88

308/N+ 6.00

B= 0.30 H= 0.30 L= 2.40		
Mu= -35.12 As = 7.68 As(r)= 3.96		Mu= -35.12 As = 7.68 As(r)= 3.96
	Mu= 14.48 As = 7.68 As(r)= 2.48	
Vu= -54.01	Vu= 26.70	Vu= 54.01

DISEÑO DE COLUMNAS

TANQUE (INTERMEDIA)

Nivel	H (m) Libre	B (m)	H (m)	M1 kN.m	M2 kN.m	P kN	V1 kN	V2 kN	Cuantia	m/mr	Ve1 kN	Ve2 kN	Ramas Ve1	Ramas Ve2
N+6.00				4.12	46.03				8/#6 (2.5%)	0.58				
	2.70	.30	.30			-18.46	32.63	32.62			10.69	10.64	0	0
				42.38	8.40				8/#6 (2.5%)	0.58				
N+3.00				8.91	26.65				8/#6 (2.5%)	0.40				
	2.70	.30	.30			66.00	33.16	33.15			10.69	10.64	0	0
				17.87	61.30				8/#6 (2.5%)	0.90				

DISEÑO DE VIGAS Y VIGUETAS

216/N+ 3.00

B= 0.30 H= 0.30 L= 2.40		
Mu= -68.85 As = 8.55 As(r)= 8.39		Mu= -68.85 As = 8.55 As(r)= 8.39
	Mu= 17.21 As = 8.55 As(r)= 2.48	
Vu= -115.77	Vu= 81.20	Vu= 115.77

217/N+ 3.00

B= 0.30 H= 0.30 L= 2.40		
Mu= -68.83 As = 8.55 As(r)= 8.39		Mu= -68.83 As = 8.55 As(r)= 8.39
	Mu= 17.21 As = 8.55 As(r)= 2.48	
Vu= -115.77	Vu= 81.20	Vu= 115.77

307/N+ 6.00

B= 0.30 H= 0.30 L= 2.40		
Mu= -46.18 As = 8.55 As(r)= 5.33		Mu= -46.18 As = 8.55 As(r)= 5.33
	Mu= 14.48 As = 8.55 As(r)= 2.48	
Vu= -142.47	Vu= 107.91	Vu= 142.47

308/N+ 6.00

B= 0.30 H= 0.30 L= 2.40		
Mu= -46.16 As = 8.55 As(r)= 5.33		Mu= -46.16 As = 8.55 As(r)= 5.33
	Mu= 14.48 As = 8.55 As(r)= 2.48	
Vu= -142.47	Vu= 107.91	Vu= 142.47

ZONA DE AMENAZA SISMICA INTERMEDIA

DISEÑO DE COLUMNAS

C1 - DMO PERFIL E

Nivel	H (m) Libre	B (m)	H (m)	M1 kN.m	M2 kN.m	P kN	V1 kN	V2 kN	Cuantia	m/mr	Ve1 kN	Ve2 kN	Ramas Ve1	Ramas Ve2
N+3.25				54.72	12.03				8/#6 #7 (1.7%)	0.33				
	2.75	.40	.40			-164.04	151.64	118.59			23.97	23.92	1	1
				-102.92	-100.22				8/#6 #7 (1.7%)	0.97				

C2 - DMO PERFIL E

Nivel	H (m) Libre	B (m)	H (m)	M1 kN.m	M2 kN.m	P kN	V1 kN	V2 kN	Cuantia	m/mr	Ve1 kN	Ve2 kN	Ramas Ve1	Ramas Ve2
N+3.25				1.55	-42.86				8/#6 #5 (1.2%)	0.41				
	2.75	.40	.40			-68.71	65.56	121.66			20.31	20.26	0	1
				-46.32	-94.40				8/#6 #5 (1.2%)	0.89				

C3 - DMO PERFIL E

Nivel	H (m) Libre	B (m)	H (m)	M1 kN.m	M2 kN.m	P kN	V1 kN	V2 kN	Cuantia	m/mr	Ve1 kN	Ve2 kN	Ramas Ve1	Ramas Ve2
N+3.25				-48.85	-47.59				8/#6 (1.4%)	0.51				
	2.75	.40	.40			-310.60	160.93	100.08			21.93	21.90	2	0
				-99.25	-22.82				8/#6 (1.4%)	0.66				

C4 - DMO PERFIL E

Nivel	H (m) Libre	B (m)	H (m)	M1 kN.m	M2 kN.m	P kN	V1 kN	V2 kN	Cuantia	m/mr	Ve1 kN	Ve2 kN	Ramas Ve1	Ramas Ve2
N+3.25				-7.84	-44.44				8/#6 #5 (1.2%)	0.36				
	2.75	.40	.40			-91.16	83.26	101.03			20.31	20.26	0	0
				-15.08	-88.11				8/#6 #5 (1.2%)	0.71				

DISEÑO DE VIGAS Y VIGUETAS

201/N+ 3.25

B= 0.30 H= 0.50 L= 5.20			B= 0.30 H= 0.50 L= 5.20		
Mu= -67.23 As = 7.68 As(r)= 6.97		Mu= -77.42 As = 7.68 As(r)= 7.62	Mu= -77.42 As = 7.68 As(r)= 7.62		Mu= -67.23 As = 7.68 As(r)= 6.97
	Mu= 32.36 As = 5.70 As(r)= 5.08			Mu= 28.94 As = 5.70 As(r)= 5.08	
Vu= -74.16	Vu= -69.41	Vu= 79.65	Vu= -79.65	Vu= -69.41	Vu= 74.16

201A/N+ 3.25

B= 0.30 H= 0.50 L= 5.20			B= 0.30 H= 0.50 L= 5.20		
Mu= -27.28 As = 5.70 As(r)= 4.46		Mu= -28.36 As = 5.70 As(r)= 4.46	Mu= -28.36 As = 5.70 As(r)= 4.46		Mu= -27.28 As = 5.70 As(r)= 4.46
	Mu= 10.71 As = 5.70 As(r)= 4.46			Mu= 7.27 As = 5.70 As(r)= 4.46	
Vu= -25.70	Vu= 23.03	Vu= 27.77	Vu= -27.77	Vu= -23.03	Vu= 25.70

202/N+ 3.25

B= 0.30 H= 0.50 L= 2.00			B= 0.30 H= 0.50 L= 7.80		
Mu= -3.98 As = 8.55 As(r)= 4.46		Mu= -97.95 As = 8.55 As(r)= 8.67	Mu= -129.50 As = 8.55 As(r)= 8.20		Mu= -52.31 As = 5.70 As(r)= 4.46
	Mu= 0.00 As = 5.70 As(r)= 4.46			Mu= 43.17 As = 11.40 As(r)= 4.46	
Vu= 38.77	Vu= 42.46	Vu= 48.00	Vu= -75.51	Vu= -75.19	Vu= 75.19

203/N+ 3.25

B= 0.30 H= 0.50 L= 2.00			B= 0.30 H= 0.50 L= 7.80		
Mu= -0.00 As = 15.21 As(r)= 4.46		Mu= -192.75 As = 15.21 As(r)= 15.35	Mu= -156.73 As = 15.21 As(r)= 10.10		Mu= -52.03 As = 5.70 As(r)= 4.46
	Mu= 0.00 As = 5.94 As(r)= 4.46			Mu= 51.78 As = 11.58 As(r)= 4.46	
Vu= 87.31	Vu= 91.00	Vu= 96.53	Vu= -90.58	Vu= -90.58	Vu= 90.58

VT 1/N+ 3.25

B= 0.20 H= 0.50 L= 5.35			B= 0.20 H= 0.50 L= 5.35		
Mu= -21.85 As = 3.96 As(r)= 2.97		Mu= -30.92 As = 3.96 As(r)= 3.40	Mu= -30.92 As = 3.96 As(r)= 3.40		Mu= -21.85 As = 3.96 As(r)= 2.97
	Mu= 34.15 As = 3.96 As(r)= 3.60			Mu= 34.15 As = 3.96 As(r)= 3.60	
Vu= -38.77	Vu= 5.88	Vu= 43.65	Vu= -43.65	Vu= -5.88	Vu= 38.77

DISEÑO DE COLUMNAS

C5 - DMO PERFIL E

Nivel	H (m) Libre	B (m)	H (m)	M1 kN.m	M2 kN.m	P kN	V1 kN	V2 kN	Cuantia	m/mr	Ve1 kN	Ve2 kN	Ramas Ve1	Ramas Ve2
N+3.25				40.09	81.36				8/#6 #5 (1.2%)	0.75				
	2.75	.40	.40			-108.02	100.59	116.28			20.31	20.26	0	1
				-36.20	-90.36				8/#6 #5 (1.2%)	0.79				

DISEÑO DE VIGAS Y VIGUETAS

204/N+ 3.25

B= 0.30 H= 0.50 L= 7.80		
Mu= -69.25 As = 5.94 As(r)= 4.46		Mu= -69.25 As = 5.94 As(r)= 4.46
	Mu= 70.12 As = 5.94 As(r)= 4.46	
Vu= -66.38	Vu= 14.94	Vu= 66.38

204A/N+ 3.25

B= 0.30 H= 0.50 L= 8.00		
Mu= -65.91 As = 5.94 As(r)= 4.46		Mu= -65.91 As = 5.94 As(r)= 4.46
	Mu= 152.19 As = 11.64 As(r)= 9.78	
Vu= -106.39	Vu= -18.87	Vu= 106.39

205/N+ 3.25

B= 0.30 H= 0.50 L= 4.50		
Mu= -65.70 As = 5.94 As(r)= 4.46		Mu= -65.60 As = 5.94 As(r)= 4.46
	Mu= 91.34 As = 5.94 As(r)= 5.65	
Vu= -84.34	Vu= -74.80	Vu= 86.30

DISEÑO DE COLUMNAS

C6 - DMO PERFIL E

Nivel	H (m) Libre	B (m)	H (m)	M1 kN.m	M2 kN.m	P kN	V1 kN	V2 kN	Cuantia	m/mr	Ve1 kN	Ve2 kN	Ramas Ve1	Ramas Ve2
N+3.25				97.10	18.90				12/#7 (2.9%)	0.45				
	2.75	.40	.40			-184.58	177.94	144.83			29.19	29.05	2	1
				-132.01	-111.18				12/#7 (2.9%)	0.93				

C7 - DMO PERFIL E

Nivel	H (m) Libre	B (m)	H (m)	M1 kN.m	M2 kN.m	P kN	V1 kN	V2 kN	Cuantia	m/mr	Ve1 kN	Ve2 kN	Ramas Ve1	Ramas Ve2
N+3.25				30.24	30.40				8/#7 (1.9%)	0.28				
	2.75	.40	.40			-35.40	80.48	149.54			24.81	24.73	0	1
				-57.68	-117.46				8/#7 (1.9%)	0.82				

C8 - DMO PERFIL E

Nivel	H (m) Libre	B (m)	H (m)	M1 kN.m	M2 kN.m	P kN	V1 kN	V2 kN	Cuantia	m/mr	Ve1 kN	Ve2 kN	Ramas Ve1	Ramas Ve2
N+3.25				-59.81	-91.37				12/#5 (1.5%)	0.78				
	2.75	.40	.40			-393.57	182.28	147.11			21.93	21.90	2	1
				108.53	40.56				12/#5 (1.5%)	0.77				

C9 - DMO PERFIL E

Nivel	H (m) Libre	B (m)	H (m)	M1 kN.m	M2 kN.m	P kN	V1 kN	V2 kN	Cuantia	m/mr	Ve1 kN	Ve2 kN	Ramas Ve1	Ramas Ve2
N+3.25				-9.47	-33.51				8/#6 (1.4%)	0.25				
	2.75	.40	.40			-72.44	98.45	122.63			21.93	21.90	0	1
				-17.65	-106.84				8/#6 (1.4%)	0.76				

DISEÑO DE VIGAS Y VIGUETAS

206/N+ 3.25

B= 0.30 H= 0.50 L= 7.80			B= 0.30 H= 0.50 L= 7.80		
Mu= -90.30 As = 8.55 As(r)= 5.58		Mu= -145.38 As = 12.83 As(r)= 9.30	Mu= -145.38 As = 12.83 As(r)= 9.30		Mu= -90.30 As = 8.55 As(r)= 5.58
	Mu= 69.58 As = 8.55 As(r)= 4.68			Mu= 69.58 As = 8.55 As(r)= 4.68	
Vu= -100.68	Vu= 100.68	Vu= 100.68	Vu= -100.68	Vu= -100.68	Vu= 100.68

206A/N+ 3.25

B= 0.30 H= 0.50 L= 7.80			B= 0.30 H= 0.50 L= 7.80		
Mu= -38.99 As = 5.70 As(r)= 4.46		Mu= -47.81 As = 5.70 As(r)= 4.46	Mu= -47.81 As = 5.70 As(r)= 4.46		Mu= -38.99 As = 5.70 As(r)= 4.46
	Mu= 17.28 As = 5.70 As(r)= 4.46			Mu= 17.28 As = 5.70 As(r)= 4.46	
Vu= -30.13	Vu= 30.13	Vu= 31.53	Vu= -31.53	Vu= -30.13	Vu= 30.13

207/N+ 3.25

B= 0.30 H= 0.50 L= 2.00			B= 0.30 H= 0.50 L= 7.80		
Mu= -5.40 As = 11.64 As(r)= 4.46		Mu= -136.24 As = 11.64 As(r)= 8.66	Mu= -163.48 As = 11.64 As(r)= 10.59		Mu= -55.55 As = 5.94 As(r)= 4.46
	Mu= 0.00 As = 5.94 As(r)= 4.46			Mu= 54.49 As = 5.94 As(r)= 4.46	
Vu= 54.86	Vu= 59.52	Vu= 64.19	Vu= -92.56	Vu= -92.56	Vu= 92.56

207A/N+ 3.25

B= 0.30 H= 0.50 L= 2.00			B= 0.30 H= 0.50 L= 7.80		
Mu= -0.00 As = 25.56 As(r)= 4.46		Mu= -311.03 As = 25.56 As(r)= 24.01	Mu= -234.87 As = 25.56 As(r)= 16.05		Mu= -46.97 As = 5.94 As(r)= 4.46
	Mu= 0.00 As = 9.58 As(r)= 4.46			Mu= 78.29 As = 11.39 As(r)= 4.96	
Vu= 141.51	Vu= 146.18	Vu= 150.84	Vu= -132.50	Vu= -123.60	Vu= 123.60

VT 2/N+ 3.25

B= 0.20 H= 0.50 L= 7.90			B= 0.20 H= 0.50 L= 7.90		
Mu= -34.88 As = 3.96 As(r)= 2.97		Mu= -95.26 As = 7.76 As(r)= 6.08	Mu= -95.26 As = 7.76 As(r)= 6.08		Mu= -34.88 As = 3.96 As(r)= 2.97
	Mu= 66.88 As = 5.70 As(r)= 4.25			Mu= 66.88 As = 5.70 As(r)= 4.25	
Vu= -54.86	Vu= 10.24	Vu= 70.76	Vu= -70.76	Vu= -10.24	Vu= 54.86

DISEÑO DE COLUMNAS

C10 - DMO PERFIL E

Nivel	H (m) Libre	B (m)	H (m)	M1 kN.m	M2 kN.m	P kN	V1 kN	V2 kN	Cuantia	m/mr	Ve1 kN	Ve2 kN	Ramas Ve1	Ramas Ve2
N+3.25				120.57	6.91				12/#7 (2.9%)	0.50				
	2.75	.40	.40			-193.41	214.39	137.73			29.19	29.05	3	1
				-156.90	-83.33				12/#7 (2.9%)	0.91				

C11 - DMO PERFIL E

Nivel	H (m) Libre	B (m)	H (m)	M1 kN.m	M2 kN.m	P kN	V1 kN	V2 kN	Cuantia	m/mr	Ve1 kN	Ve2 kN	Ramas Ve1	Ramas Ve2
N+3.25				37.30	21.10				8/#6 (1.4%)	0.32				
	2.75	.40	.40			-40.92	91.20	135.27			21.93	21.90	0	1
				-64.23	-91.52				8/#6 (1.4%)	0.85				

DISEÑO DE VIGAS Y VIGUETAS

208/N+ 3.25

B= 0.30 H= 0.50 L= 7.80		
Mu= -116.23 As = 7.68 As(r)= 7.30		Mu= -116.23 As = 7.68 As(r)= 7.30
	Mu= 88.68 As = 5.94 As(r)= 5.47	
Vu= -100.35	Vu= 88.93	Vu= 100.35

208A/N+ 3.25

B= 0.30 H= 0.50 L= 7.80		
Mu= -46.15 As = 5.94 As(r)= 4.46		Mu= -46.15 As = 5.94 As(r)= 4.46
	Mu= 26.12 As = 5.94 As(r)= 4.46	
Vu= -33.08	Vu= 28.00	Vu= 33.08

209/N+ 3.25

B= 0.30 H= 0.50 L= 2.00			B= 0.30 H= 0.50 L= 7.80		
Mu= -0.86 As = 11.64 As(r)= 4.46		Mu= -148.44 As = 11.64 As(r)= 9.52	Mu= -155.17 As = 11.64 As(r)= 9.99		Mu= -54.97 As = 5.94 As(r)= 4.46
	Mu= 0.00 As = 5.94 As(r)= 4.46			Mu= 51.72 As = 5.94 As(r)= 4.46	
Vu= 62.81	Vu= 67.47	Vu= 72.14	Vu= -89.09	Vu= -89.09	Vu= 89.09

VT 3/N+ 3.25

B= 0.20 H= 0.50 L= 7.90		
Mu= -38.65 As = 3.96 As(r)= 2.97		Mu= -38.65 As = 3.96 As(r)= 2.97
	Mu= 97.19 As = 5.70 As(r)= 6.22	
Vu= -62.81	Vu= 5.63	Vu= 62.81

DISEÑO DE COLUMNAS

C12 - DMO PERFIL E

Nivel	H (m) Libre	B (m)	H (m)	M1 kN.m	M2 kN.m	P kN	V1 kN	V2 kN	Cuantia	m/mr	Ve1 kN	Ve2 kN	Ramas Ve1	Ramas Ve2
N+3.25				120.57	6.91				12/#7 (2.9%)	0.50				
	2.75	.40	.40			-193.41	214.39	137.73			29.19	29.05	3	1
				-156.90	-83.33				12/#7 (2.9%)	0.91				

C13 - DMO PERFIL E

Nivel	H (m) Libre	B (m)	H (m)	M1 kN.m	M2 kN.m	P kN	V1 kN	V2 kN	Cuantia	m/mr	Ve1 kN	Ve2 kN	Ramas Ve1	Ramas Ve2
N+3.25				37.30	21.10				8/#6 (1.4%)	0.32				
	2.75	.40	.40			-40.92	91.20	135.27			21.93	21.90	0	1
				-64.23	-91.52				8/#6 (1.4%)	0.85				

DISEÑO DE VIGAS Y VIGUETAS

210/N+ 3.25

B= 0.30 H= 0.50 L= 7.80		
Mu= -116.23 As = 7.68 As(r)= 7.30		Mu= -116.23 As = 7.68 As(r)= 7.30
	Mu= 88.68 As = 5.94 As(r)= 5.47	
Vu= -100.35	Vu= 29.71	Vu= 100.35

210A/N+ 3.25

B= 0.30 H= 0.50 L= 7.80		
Mu= -46.15 As = 5.94 As(r)= 4.46		Mu= -46.15 As = 5.94 As(r)= 4.46
	Mu= 26.12 As = 5.94 As(r)= 4.46	
Vu= -33.08	Vu= 16.54	Vu= 33.08

211/N+ 3.25

B= 0.30 H= 0.50 L= 2.00			B= 0.30 H= 0.50 L= 7.80		
Mu= -0.86 As = 11.64 As(r)= 4.46		Mu= -148.44 As = 11.64 As(r)= 9.52	Mu= -155.17 As = 11.64 As(r)= 9.99		Mu= -54.97 As = 5.94 As(r)= 4.46
	Mu= 0.00 As = 5.94 As(r)= 4.46			Mu= 51.72 As = 5.94 As(r)= 4.46	
Vu= 62.81	Vu= 67.47	Vu= 72.14	Vu= -83.21	Vu= -37.98	Vu= 48.54

VT 4/N+ 3.25

B= 0.20 H= 0.50 L= 7.90		
Mu= -38.65 As = 3.96 As(r)= 2.97		Mu= -38.65 As = 3.96 As(r)= 2.97
	Mu= 97.19 As = 5.70 As(r)= 6.22	
Vu= -62.81	Vu= 5.63	Vu= 62.81

DISEÑO DE COLUMNAS

C14 - DMO PERFIL E

Nivel	H (m) Libre	B (m)	H (m)	M1 kN.m	M2 kN.m	P kN	V1 kN	V2 kN	Cuantia	m/mr	Ve1 kN	Ve2 kN	Ramas Ve1	Ramas Ve2
N+3.25				102.44	7.84				12/#6 #5 (1.9%)	0.57				
	2.75	.40	.40			-168.88	181.86	132.24			23.76	23.69	2	1
				-133.08	-72.62				12/#6 #5 (1.9%)	0.98				

C15 - DMO PERFIL E

Nivel	H (m) Libre	B (m)	H (m)	M1 kN.m	M2 kN.m	P kN	V1 kN	V2 kN	Cuantia	m/mr	Ve1 kN	Ve2 kN	Ramas Ve1	Ramas Ve2
N+3.25				34.80	29.65				8/#6 (1.4%)	0.35				
	2.75	.40	.40			-31.29	81.82	130.30			21.93	21.90	0	1
				-58.07	-85.70				8/#6 (1.4%)	0.78				

DISEÑO DE VIGAS Y VIGUETAS

212/N+ 3.25

B= 0.30 H= 0.50 L= 7.80		
Mu= -100.08 As = 7.68 As(r)= 6.22		Mu= -100.08 As = 7.68 As(r)= 6.22
	Mu= 85.76 As = 5.94 As(r)= 5.29	
Vu= -86.41	Vu= 85.70	Vu= 86.41

212A/N+ 3.25

B= 0.30 H= 0.50 L= 7.80		
Mu= -42.71 As = 5.94 As(r)= 4.46		Mu= -42.71 As = 5.94 As(r)= 4.46
	Mu= 24.73 As = 5.94 As(r)= 4.46	
Vu= -31.31	Vu= 27.13	Vu= 31.31

213/N+ 3.25

B= 0.30 H= 0.50 L= 2.00			B= 0.30 H= 0.50 L= 6.30		
Mu= -0.75 As = 9.58 As(r)= 4.46		Mu= -143.03 As = 9.58 As(r)= 9.14	Mu= -131.57 As = 9.58 As(r)= 8.34		Mu= -43.88 As = 5.94 As(r)= 4.46
	Mu= 0.00 As = 5.94 As(r)= 4.46			Mu= 29.11 As = 5.94 As(r)= 4.46	
Vu= 60.35	Vu= 65.01	Vu= 69.68	Vu= -86.59	Vu= -86.59	Vu= 86.59

VT 5/N+ 3.25

B= 0.20 H= 0.50 L= 7.90		
Mu= -31.67 As = 3.96 As(r)= 2.97		Mu= -31.67 As = 3.96 As(r)= 2.97
	Mu= 93.39 As = 5.70 As(r)= 5.95	
Vu= -60.35	Vu= 4.76	Vu= 60.35

DISEÑO DE COLUMNAS

C16 - DMO PERFIL E

Nivel	H (m) Libre	B (m)	H (m)	M1 kN.m	M2 kN.m	P kN	V1 kN	V2 kN	Cuantia	m/mr	Ve1 kN	Ve2 kN	Ramas Ve1	Ramas Ve2
N+3.25				65.43	-6.17				12/#5 #4 (1.3%)	0.49				
	2.85	.40	.40			-121.65	133.55	93.56			19.84	19.79	1	0
				-96.52	-53.04				12/#5 #4 (1.3%)	0.86				

C17 - DMO PERFIL E

Nivel	H (m) Libre	B (m)	H (m)	M1 kN.m	M2 kN.m	P kN	V1 kN	V2 kN	Cuantia	m/mr	Ve1 kN	Ve2 kN	Ramas Ve1	Ramas Ve2
N+3.25				19.83	19.32				8/#5 (1.0%)	0.27				
	2.85	.40	.40			-21.39	54.30	91.31			19.00	18.95	0	0
				-14.25	-79.38				8/#5 (1.0%)	0.79				

DISEÑO DE VIGAS Y VIGUETAS

214/N+ 3.25

B= 0.30 H= 0.40 L= 4.90		
Mu= -58.45 As = 5.94 As(r)= 4.66		Mu= -58.06 As = 5.94 As(r)= 4.63
	Mu= 35.81 As = 3.96 As(r)= 3.47	
Vu= -71.89	Vu= -58.96	Vu= 71.74

214A/N+ 3.25

B= 0.30 H= 0.40 L= 4.90		
Mu= -22.69 As = 5.94 As(r)= 4.10		Mu= -22.63 As = 5.94 As(r)= 4.09
	Mu= 6.73 As = 3.96 As(r)= 3.47	
Vu= -23.27	Vu= -17.41	Vu= 23.25

215/N+ 3.25

B= 0.30 H= 0.40 L= 2.00			B= 0.30 H= 0.40 L= 5.40		
Mu= -0.47 As = 11.64 As(r)= 3.47		Mu= -93.94 As = 11.64 As(r)= 10.06	Mu= -81.37 As = 11.64 As(r)= 8.81		Mu= -26.66 As = 5.94 As(r)= 4.23
	Mu= 0.00 As = 5.94 As(r)= 3.47			Mu= 16.27 As = 5.94 As(r)= 3.65	
Vu= 38.98	Vu= 42.71	Vu= 46.44	Vu= -60.75	Vu= -60.75	Vu= 60.75

VT 6/N+ 3.25

B= 0.20 H= 0.40 L= 5.10		
Mu= -17.34 As = 3.96 As(r)= 2.31		Mu= -17.04 As = 3.96 As(r)= 2.31
	Mu= 39.09 As = 3.96 As(r)= 3.12	
Vu= -38.98	Vu= -7.08	Vu= 38.85

ZONA DE AMENAZA SISMICA BAJA

DISEÑO DE COLUMNAS

C1 - DMI PERFIL E

Nivel	H (m) Libre	B (m)	H (m)	M1 kN.m	M2 kN.m	P kN	V1 kN	V2 kN	Cuantia	m/mr	Ve1 kN	Ve2 kN	Ramas Ve1	Ramas Ve2
N+3.25				74.92	28.83				16/#6 (2.8%)	0.40				
	2.80	.40	.40			-123.21	72.03	54.90			28.36	28.22	0	0
				-127.32	-111.40				16/#6 (2.8%)	0.92				

C2 - DMI PERFIL E

Nivel	H (m) Libre	B (m)	H (m)	M1 kN.m	M2 kN.m	P kN	V1 kN	V2 kN	Cuantia	m/mr	Ve1 kN	Ve2 kN	Ramas Ve1	Ramas Ve2
N+3.25				-17.10	-42.96				16/#5 #4 (1.6%)	0.31				
	2.80	.40	.40			-51.33	30.24	50.07			22.32	22.28	0	0
				-58.09	-104.44				16/#5 #4 (1.6%)	0.84				

C3 - DMI PERFIL E

Nivel	H (m) Libre	B (m)	H (m)	M1 kN.m	M2 kN.m	P kN	V1 kN	V2 kN	Cuantia	m/mr	Ve1 kN	Ve2 kN	Ramas Ve1	Ramas Ve2
N+3.25				-74.14	-46.82				16/#5 #4 (1.6%)	0.60				
	2.80	.40	.40			-260.26	71.42	52.76			22.32	22.28	0	0
				-126.80	-28.71				16/#5 #4 (1.6%)	0.81				

C4 - DMI PERFIL E

Nivel	H (m) Libre	B (m)	H (m)	M1 kN.m	M2 kN.m	P kN	V1 kN	V2 kN	Cuantia	m/mr	Ve1 kN	Ve2 kN	Ramas Ve1	Ramas Ve2
N+3.25				-11.10	-42.21				16/#4 (1.3%)	0.36				
	2.80	.40	.40			-61.28	36.20	42.25			20.36	20.31	0	0
				-19.35	-97.90				16/#4 (1.3%)	0.78				

DISEÑO DE VIGAS Y VIGUETAS

201/N+ 3.25

B= 0.30 H= 0.45 L= 5.20			B= 0.30 H= 0.45 L= 5.20		
Mu= -71.63 As = 7.68 As(r)= 7.32		Mu= -89.83 As = 9.58 As(r)= 8.68	Mu= -89.83 As = 9.58 As(r)= 8.68		Mu= -71.63 As = 7.68 As(r)= 7.32
	Mu= 34.33 As = 5.94 As(r)= 5.40			Mu= 34.33 As = 5.94 As(r)= 5.40	
Vu= -59.49	Vu= 24.76	Vu= 70.75	Vu= -70.75	Vu= -24.76	Vu= 59.49

201A/N+ 3.25

B= 0.30 H= 0.45 L= 5.20			B= 0.30 H= 0.45 L= 5.20		
Mu= -34.69 As = 5.94 As(r)= 4.97		Mu= -34.18 As = 5.94 As(r)= 4.94	Mu= -34.18 As = 5.94 As(r)= 4.94		Mu= -34.69 As = 5.94 As(r)= 4.97
	Mu= 9.32 As = 4.83 As(r)= 3.96			Mu= 9.32 As = 4.83 As(r)= 3.96	
Vu= -19.42	Vu= 11.77	Vu= 21.69	Vu= -21.69	Vu= -11.77	Vu= 19.42

202/N+ 3.25

B= 0.30 H= 0.45 L= 2.00			B= 0.30 H= 0.45 L= 7.80		
Mu= -4.28 As = 12.83 As(r)= 3.96		Mu= -89.35 As = 12.83 As(r)= 9.08	Mu= -126.81 As = 12.83 As(r)= 11.77		Mu= -61.81 As = 7.68 As(r)= 6.82
	Mu= 0.00 As = 3.96 As(r)= 3.96			Mu= 41.11 As = 5.70 As(r)= 5.52	
Vu= 34.65	Vu= 38.85	Vu= 43.05	Vu= -64.14	Vu= -20.49	Vu= 37.94

203/N+ 3.25

B= 0.30 H= 0.45 L= 2.00			B= 0.30 H= 0.45 L= 7.80		
Mu= -0.00 As = 15.21 As(r)= 3.96		Mu= -173.92 As = 15.21 As(r)= 15.19	Mu= -145.79 As = 15.21 As(r)= 10.78		Mu= -54.90 As = 3.96 As(r)= 3.96
	Mu= 0.00 As = 3.96 As(r)= 3.96			Mu= 58.13 As = 5.70 As(r)= 4.26	
Vu= 78.27	Vu= 82.47	Vu= 86.67	Vu= -94.00	Vu= -21.42	Vu= 59.79

VT 1/N+ 3.25

B= 0.20 H= 0.45 L= 5.35			B= 0.20 H= 0.45 L= 5.35		
Mu= -22.41 As = 3.96 As(r)= 2.75		Mu= -27.99 As = 5.10 As(r)= 3.14	Mu= -27.99 As = 3.96 As(r)= 3.14		Mu= -22.41 As = 3.96 As(r)= 2.75
	Mu= 30.97 As = 3.96 As(r)= 3.35			Mu= 30.97 As = 3.96 As(r)= 3.35	
Vu= -34.65	Vu= 4.47	Vu= 39.13	Vu= -39.13	Vu= -4.47	Vu= 34.65

DISEÑO DE COLUMNAS

C5 - DMI E

Nivel	H (m) Libre	B (m)	H (m)	M1 kN.m	M2 kN.m	P kN	V1 kN	V2 kN	Cuantia	m/mr	Ve1 kN	Ve2 kN	Ramas Ve1	Ramas Ve2
N+3.25				39.89	80.82				8/#6 #5 (1.2%)	0.75				
	2.75	.40	.40			-108.35	45.64	61.69			20.31	20.26	0	0
				-35.81	-89.04				8/#6 #5 (1.2%)	0.77				

DISEÑO DE VIGAS Y VIGUETAS

204/N+ 3.25

B= 0.30 H= 0.50 L= 7.80		
Mu= -68.52 As = 5.94 As(r)= 4.46		Mu= -68.52 As = 5.94 As(r)= 4.46
	Mu= 70.12 As = 5.94 As(r)= 4.46	
Vu= -59.73	Vu= 7.28	Vu= 59.73

204A/N+ 3.25

B= 0.30 H= 0.50 L= 8.00		
Mu= -65.91 As = 5.94 As(r)= 4.46		Mu= -65.91 As = 5.94 As(r)= 4.46
	Mu= 152.19 As = 10.14 As(r)= 9.78	
Vu= -106.39	Vu= -18.87	Vu= 106.39

205/N+ 3.25

B= 0.30 H= 0.50 L= 4.50		
Mu= -64.84 As = 5.70 As(r)= 4.46		Mu= -64.74 As = 5.70 As(r)= 4.46
	Mu= 91.34 As = 5.70 As(r)= 5.65	
Vu= -68.39	Vu= -58.85	Vu= 70.35

DISEÑO DE COLUMNAS

C6 - DMI PERFIL E

Nivel	H (m) Libre	B (m)	H (m)	M1 kN.m	M2 kN.m	P kN	V1 kN	V2 kN	Cuantia	m/mr	Ve1 kN	Ve2 kN	Ramas Ve1	Ramas Ve2
N+3.25				115.03	17.39				20/#6 (2.8%)	0.34				
	2.75	.45	.45			-173.59	109.51	71.96			42.27	42.11	0	0
				-192.26	-171.73				20/#6 (2.8%)	0.94				

C7 - DMI PERFIL E

Nivel	H (m) Libre	B (m)	H (m)	M1 kN.m	M2 kN.m	P kN	V1 kN	V2 kN	Cuantia	m/mr	Ve1 kN	Ve2 kN	Ramas Ve1	Ramas Ve2
N+3.25				-2.24	-48.23				12/#6 (1.7%)	0.27				
	2.75	.45	.45			-74.16	42.18	72.34			33.87	33.81	0	0
				-86.65	-170.05				12/#6 (1.7%)	0.88				

C8 - DMI PERFIL E

Nivel	H (m) Libre	B (m)	H (m)	M1 kN.m	M2 kN.m	P kN	V1 kN	V2 kN	Cuantia	m/mr	Ve1 kN	Ve2 kN	Ramas Ve1	Ramas Ve2
N+3.25				-73.70	-97.93				12/#5 #6 (1.3%)	0.62				
	2.75	.45	.45			-355.69	85.63	85.76			31.68	31.65	0	0
				167.24	34.37				12/#5 #6 (1.3%)	0.80				

C9 - DMI PERFIL E

Nivel	H (m) Libre	B (m)	H (m)	M1 kN.m	M2 kN.m	P kN	V1 kN	V2 kN	Cuantia	m/mr	Ve1 kN	Ve2 kN	Ramas Ve1	Ramas Ve2
N+3.25				0.00	-63.90				12/#5 (1.2%)	0.35				
	2.75	.45	.45			-134.25	45.72	57.64			29.64	29.56	0	0
				-27.23	-152.40				12/#5 (1.2%)	0.89				

DISEÑO DE VIGAS Y VIGUETAS

206/N+ 3.25

B= 0.30 H= 0.50 L= 7.73			B= 0.30 H= 0.50 L= 7.73		
Mu= -110.98 As = 11.40 As(r)= 6.94		Mu= -140.91 As = 13.46 As(r)= 8.99	Mu= -140.91 As = 13.46 As(r)= 8.99		Mu= -110.98 As = 11.40 As(r)= 6.94
	Mu= 62.70 As = 7.68 As(r)= 4.46			Mu= 62.70 As = 7.68 As(r)= 4.46	
Vu= -76.62	Vu= 17.35	Vu= 85.89	Vu= -85.89	Vu= -17.35	Vu= 76.62

206A/N+ 3.25

B= 0.30 H= 0.50 L= 7.73			B= 0.30 H= 0.50 L= 7.73		
Mu= -44.06 As = 5.70 As(r)= 4.46		Mu= -47.81 As = 5.70 As(r)= 4.46	Mu= -47.81 As = 5.70 As(r)= 4.46		Mu= -44.06 As = 5.70 As(r)= 4.46
	Mu= 15.93 As = 4.83 As(r)= 4.46			Mu= 15.93 As = 4.83 As(r)= 4.46	
Vu= -21.41	Vu= 8.50	Vu= 23.29	Vu= -23.29	Vu= -8.50	Vu= 21.41

207/N+ 3.25

B= 0.30 H= 0.50 L= 2.00			B= 0.30 H= 0.50 L= 7.70		
Mu= -4.82 As = 9.58 As(r)= 4.46		Mu= -116.78 As = 9.58 As(r)= 7.33	Mu= -145.38 As = 9.58 As(r)= 9.30		Mu= -69.09 As = 5.94 As(r)= 4.46
	Mu= 0.00 As = 5.70 As(r)= 4.46			Mu= 48.44 As = 5.70 As(r)= 4.46	
Vu= 47.46	Vu= 51.61	Vu= 55.76	Vu= -77.70	Vu= -24.10	Vu= 47.59

207A/N+ 3.25

B= 0.30 H= 0.50 L= 2.00			B= 0.30 H= 0.50 L= 7.70		
Mu= -0.00 As = 20.28 As(r)= 4.46		Mu= -263.53 As = 20.28 As(r)= 18.46	Mu= -188.38 As = 20.28 As(r)= 12.42		Mu= -61.44 As = 5.70 As(r)= 4.46
	Mu= 0.00 As = 5.70 As(r)= 4.46			Mu= 72.64 As = 5.70 As(r)= 4.72	
Vu= 121.18	Vu= 125.33	Vu= 129.48	Vu= -120.71	Vu= -25.67	Vu= 79.81

VT 2/N+ 3.25

B= 0.20 H= 0.50 L= 7.95			B= 0.20 H= 0.50 L= 7.95		
Mu= -35.61 As = 3.96 As(r)= 2.97		Mu= -82.94 As = 5.70 As(r)= 5.23	Mu= -82.94 As = 5.70 As(r)= 5.23		Mu= -35.61 As = 3.96 As(r)= 2.97
	Mu= 54.86 As = 3.96 As(r)= 3.44			Mu= 54.86 As = 3.96 As(r)= 3.44	
Vu= -47.46	Vu= 7.68	Vu= 60.59	Vu= -60.59	Vu= -7.68	Vu= 47.46

DISEÑO DE COLUMNAS

C10 - DMI PERFIL E

Nivel	H (m) Libre	B (m)	H (m)	M1 kN.m	M2 kN.m	P kN	V1 kN	V2 kN	Cuantia	m/mr	Ve1 kN	Ve2 kN	Ramas Ve1	Ramas Ve2
N+3.25				124.87	10.40				16/#6 (2.8%)	0.54				
	2.75	.40	.40			-177.96	103.63	47.71			28.87	28.74	0	0
				-166.16	-91.69				16/#6 (2.8%)	0.98				

C11 - DMI PERFIL E

Nivel	H (m) Libre	B (m)	H (m)	M1 kN.m	M2 kN.m	P kN	V1 kN	V2 kN	Cuantia	m/mr	Ve1 kN	Ve2 kN	Ramas Ve1	Ramas Ve2
N+3.25				10.26	-44.14				8/#6 (1.4%)	0.33				
	2.75	.40	.40			-67.28	37.31	46.81			21.93	21.90	0	0
				-68.16	-93.44				8/#6 (1.4%)	0.88				

DISEÑO DE VIGAS Y VIGUETAS

208/N+ 3.25

B= 0.30 H= 0.50 L= 7.80		
Mu= -118.04 As = 8.55 As(r)= 7.42		Mu= -118.04 As = 8.55 As(r)= 7.42
	Mu= 79.76 As = 5.94 As(r)= 4.90	
Vu= -83.01	Vu= 14.03	Vu= 83.01

208A/N+ 3.25

B= 0.30 H= 0.50 L= 7.80		
Mu= -44.54 As = 5.94 As(r)= 4.46		Mu= -44.54 As = 5.94 As(r)= 4.46
	Mu= 23.24 As = 5.94 As(r)= 4.46	
Vu= -22.77	Vu= 7.88	Vu= 22.77

209/N+ 3.25

B= 0.30 H= 0.50 L= 2.00			B= 0.30 H= 0.50 L= 7.80		
Mu= -0.92 As = 9.58 As(r)= 4.46		Mu= -128.09 As = 9.58 As(r)= 8.10	Mu= -136.57 As = 9.58 As(r)= 8.69		Mu= -57.41 As = 5.70 As(r)= 4.46
	Mu= 0.00 As = 5.70 As(r)= 4.46			Mu= 49.06 As = 6.06 As(r)= 4.46	
Vu= 54.02	Vu= 58.22	Vu= 62.42	Vu= -78.49	Vu= -21.27	Vu= 47.61

VT 3/N+ 3.25

B= 0.20 H= 0.50 L= 8.00		
Mu= -37.33 As = 3.96 As(r)= 2.97		Mu= -37.33 As = 3.96 As(r)= 2.97
	Mu= 80.44 As = 5.70 As(r)= 5.06	
Vu= -54.02	Vu= 2.94	Vu= 54.02

DISEÑO DE COLUMNAS

C12 - DMI PERFIL E

Nivel	H (m) Libre	B (m)	H (m)	M1 kN.m	M2 kN.m	P kN	V1 kN	V2 kN	Cuantia	m/mr	Ve1 kN	Ve2 kN	Ramas Ve1	Ramas Ve2
N+3.25				-124.87	-51.72				16/#6 (2.8%)	0.67				
	2.75	.40	.40			-208.94	103.63	47.71			28.87	28.74	0	0
				166.16	63.72				16/#6 (2.8%)	0.87				

C13 - DMI PERFIL E

Nivel	H (m) Libre	B (m)	H (m)	M1 kN.m	M2 kN.m	P kN	V1 kN	V2 kN	Cuantia	m/mr	Ve1 kN	Ve2 kN	Ramas Ve1	Ramas Ve2
N+3.25				-36.47	-38.71				8/#6 (1.4%)	0.41				
	2.75	.40	.40			-66.62	37.31	46.81			21.93	21.90	0	0
				-7.76	-111.53				8/#6 (1.4%)	0.79				

DISEÑO DE VIGAS Y VIGUETAS

210/N+ 3.25

B= 0.30 H= 0.50 L= 7.80		
Mu= -118.04 As = 8.55 As(r)= 7.42		Mu= -118.04 As = 8.55 As(r)= 7.42
	Mu= 79.76 As = 5.94 As(r)= 4.90	
Vu= -83.01	Vu= 14.03	Vu= 83.01

211/N+ 3.25

B= 0.30 H= 0.50 L= 2.00			B= 0.30 H= 0.50 L= 7.80		
Mu= -0.92 As = 9.58 As(r)= 4.46		Mu= -128.09 As = 9.58 As(r)= 8.10	Mu= -136.57 As = 9.58 As(r)= 8.69		Mu= -57.41 As = 5.70 As(r)= 4.46
	Mu= 0.00 As = 5.70 As(r)= 4.46			Mu= 49.06 As = 6.06 As(r)= 4.46	
Vu= 54.02	Vu= 58.22	Vu= 62.42	Vu= -78.49	Vu= -21.27	Vu= 47.61

VT 4/N+ 3.25

B= 0.20 H= 0.50 L= 8.00		
Mu= -37.33 As = 3.96 As(r)= 2.97		Mu= -37.33 As = 3.96 As(r)= 2.97
	Mu= 80.44 As = 5.70 As(r)= 5.06	
Vu= -54.02	Vu= 2.94	Vu= 54.02

210A/N+ 3.25

B= 0.30 H= 0.50 L= 7.80		
Mu= -44.54 As = 5.94 As(r)= 4.46		Mu= -44.54 As = 5.94 As(r)= 4.46
	Mu= 23.24 As = 5.94 As(r)= 4.46	
Vu= -22.77	Vu= 7.88	Vu= 22.77

DISEÑO DE COLUMNAS

C14 - DMI PERFIL E

Nivel	H (m) Libre	B (m)	H (m)	M1 kN.m	M2 kN.m	P kN	V1 kN	V2 kN	Cuantia	m/mr	Ve1 kN	Ve2 kN	Ramas Ve1	Ramas Ve2
N+3.25				65.83	-64.27				16/#6 (2.8%)	0.50				
	2.75	.40	.40			-204.20	97.18	52.07			28.87	28.74	0	0
				-153.27	-81.25				16/#6 (2.8%)	0.89				

C15 - DMI PERFIL E

Nivel	H (m) Libre	B (m)	H (m)	M1 kN.m	M2 kN.m	P kN	V1 kN	V2 kN	Cuantia	m/mr	Ve1 kN	Ve2 kN	Ramas Ve1	Ramas Ve2
N+3.25				35.05	29.57				8/#7 #5 (1.5%)	0.37				
	2.75	.40	.40			-29.16	35.12	51.30			21.16	21.13	0	0
				-63.41	-96.77				8/#7 #5 (1.5%)	0.90				

DISEÑO DE VIGAS Y VIGUETAS

212/N+ 3.25

B= 0.30 H= 0.50 L= 7.80		
Mu= -112.24 As = 7.92 As(r)= 7.03		Mu= -112.24 As = 7.92 As(r)= 7.03
	Mu= 79.61 As = 5.94 As(r)= 4.89	
Vu= -81.49	Vu= 12.51	Vu= 81.49

212A/N+ 3.25

B= 0.30 H= 0.50 L= 7.80		
Mu= -42.00 As = 5.94 As(r)= 4.46		Mu= -42.00 As = 5.94 As(r)= 4.46
	Mu= 22.07 As = 5.94 As(r)= 4.46	
Vu= -22.15	Vu= 7.27	Vu= 22.15

213/N+ 3.25

B= 0.30 H= 0.50 L= 2.00			B= 0.30 H= 0.50 L= 6.30		
Mu= -0.85 As = 8.55 As(r)= 4.46		Mu= -128.09 As = 8.55 As(r)= 8.10	Mu= -125.50 As = 8.55 As(r)= 7.93		Mu= -46.92 As = 5.70 As(r)= 4.46
	Mu= 0.00 As = 4.83 As(r)= 4.46			Mu= 28.25 As = 4.83 As(r)= 4.46	
Vu= 54.02	Vu= 58.22	Vu= 62.42	Vu= -69.14	Vu= -27.49	Vu= 32.70

VT 5/N+ 3.25

B= 0.20 H= 0.50 L= 8.00		
Mu= -36.09 As = 3.96 As(r)= 2.97		Mu= -36.09 As = 3.96 As(r)= 2.97
	Mu= 80.39 As = 5.70 As(r)= 5.06	
Vu= -54.02	Vu= 2.63	Vu= 54.02

DISEÑO DE COLUMNAS

C16 - DMI PERFIL E

Nivel	H (m) Libre	B (m)	H (m)	M1 kN.m	M2 kN.m	P kN	V1 kN	V2 kN	Cuantia	m/mr	Ve1 kN	Ve2 kN	Ramas Ve1	Ramas Ve2
N+3.25				55.32	-18.60				8/#6 #5 (1.2%)	0.47				
	2.90	.40	.40			-118.66	51.22	31.40			19.26	19.21	0	0
				-93.46	-56.93				8/#6 #5 (1.2%)	0.89				

C17 - DMI PERFIL E

Nivel	H (m) Libre	B (m)	H (m)	M1 kN.m	M2 kN.m	P kN	V1 kN	V2 kN	Cuantia	m/mr	Ve1 kN	Ve2 kN	Ramas Ve1	Ramas Ve2
N+3.25				3.76	-16.59				8/#5 (1.0%)	0.28				
	2.90	.40	.40			-45.02	17.29	30.66			18.67	18.63	0	0
				-13.48	-82.42				8/#5 (1.0%)	0.81				

DISEÑO DE VIGAS Y VIGUETAS

214/N+ 3.25

B= 0.30 H= 0.35 L= 4.90		
Mu= -47.63 As = 5.94 As(r)= 4.46		Mu= -47.41 As = 5.94 As(r)= 4.44
	Mu= 26.95 As = 3.96 As(r)= 2.97	
Vu= -49.95	Vu= -9.11	Vu= 49.86

214A/N+ 3.25

B= 0.30 H= 0.35 L= 4.90		
Mu= -15.60 As = 3.96 As(r)= 2.97		Mu= -15.56 As = 3.96 As(r)= 2.97
	Mu= 7.78 As = 3.96 As(r)= 2.97	
Vu= -11.76	Vu= -4.57	Vu= 11.75

215/N+ 3.25

B= 0.30 H= 0.35 L= 2.00			B= 0.30 H= 0.35 L= 5.40		
Mu= -0.36 As = 5.70 As(r)= 2.97		Mu= -81.10 As = 11.40 As(r)= 9.87	Mu= -54.05 As = 11.40 As(r)= 7.11		Mu= -19.80 As = 3.96 As(r)= 3.79
	Mu= 0.00 As = 3.96 As(r)= 2.97			Mu= 15.67 As = 3.96 As(r)= 3.59	
Vu= 34.07	Vu= 37.29	Vu= 40.52	Vu= -41.85	Vu= -12.35	Vu= 21.73

VT 6/N+ 3.25

B= 0.20 H= 0.35 L= 5.10		
Mu= -13.31 As = 3.96 As(r)= 1.98		Mu= -13.04 As = 3.96 As(r)= 1.98
	Mu= 35.02 As = 3.96 As(r)= 3.30	
Vu= -34.07	Vu= -6.09	Vu= 33.95

ANEXO 4: CARTILLA DE REFUERZO ELEMENTOS ESTRUCTURALES

004 2017 EDUCACION MODULO 1A DES
LISTA REFUERZO COLUMNAS
ELEMENTO POR ELEMENTO

C2 - DES PEFIL C,D (Son 2) Peso/Elemento= 177.96Kg Peso 2 elementos=355.93Kg

DIAGRAMA	CANTIDAD	DIAMETRO	LONGITUD	NOTAS
0.25 4.325 0.225	8	#5	4.80	(Total =16)
0.20 4.325 0.175	4	#4	4.70	(Total =8)
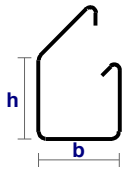 b=0.32 h=0.32 g=0.10	50	#3	1.48	(Total =100)
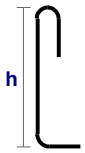 h=0.32 g=0.10	200	#3	0.52	(Total =400)

C3 - DES PERFIL C,D (Es 1) Peso/Elemento= 189.08Kg

DIAGRAMA	CANTIDAD	DIAMETRO	LONGITUD	NOTAS
0.25 4.325 0.225	12	#5	4.80	
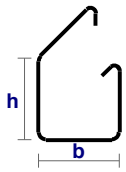 b=0.32 h=0.32 g=0.10	50	#3	1.48	
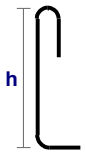 h=0.32 g=0.10	200	#3	0.52	

C4 - DES PERFIL C,D (Es 1) Peso/Elemento= 177.96Kg

DIAGRAMA	CANTIDAD	DIAMETRO	LONGITUD	NOTAS
0.25 4.325 0.225	8	#5	4.80	
0.20 4.325 0.175	4	#4	4.70	

004 2017 EDUCACION MODULO 1A DES
LISTA REFUERZO COLUMNAS
ELEMENTO POR ELEMENTO

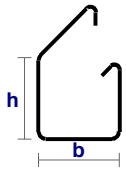 **b=0.32** **h=0.32** **g=0.10**	50	#3	1.48	
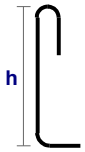 h=0.32 g=0.10	200	#3	0.52	

C1 - DES PERFIL C,D (Son 2) Peso/Elemento= 216.73Kg Peso 2 elementos=433.47Kg

DIAGRAMA	CANTIDAD	DIAMETRO	LONGITUD	NOTAS
	8	#6	4.88	(Total =16)
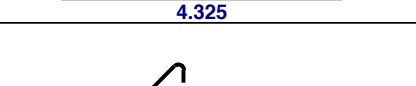	4	#5	4.80	(Total =8)
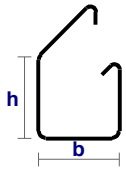 **b=0.32** **h=0.32** **g=0.10**	50	#3	1.48	(Total =100)
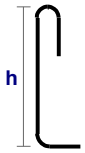 h=0.32 g=0.10	200	#3	0.52	(Total =400)

004 2017 EDUCACION MODULO 1A DES
LISTA REFUERZO VIGAS
ELEMENTO POR ELEMENTO

101 (DES- C,D)/N-0.40 (Son 2) Peso/Elemento= 262.11Kg Peso 2 elementos=524.22Kg

DIAGRAMA	CANTIDAD	DIAMETRO	LONGITUD	NOTAS
0.30 4.45	2	#6	4.75	(Total =4)
6.00	3	#7	6.00	(Total =6)
0.35 4.15	3	#7	4.50	(Total =6)
0.30 5.85 0.30	2	#6	6.45	(Total =4)
0.35 5.85 0.35	3	#7	6.55	(Total =6)
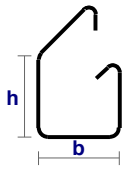 b=0.25 h=0.25 g=0.10	44	#3	1.20	(Total =88)
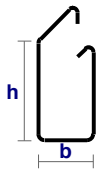 b=0.25 h=0.45 g=0.10	30	#3	1.60	(Total =60)

102 (DES A,B)/N-0.40 (Son 3) Peso/Elemento= 134.78Kg Peso 3 elementos=404.35Kg

DIAGRAMA	CANTIDAD	DIAMETRO	LONGITUD	NOTAS
0.25 5.75	6	#5	6.00	(Total =18)
0.25 3.75	6	#5	4.00	(Total =18)
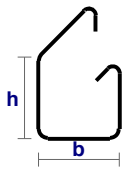 b=0.25 h=0.25 g=0.10	62	#3	1.20	(Total =186)

101 (DES- E)/N-0.40 (Son 2) Peso/Elemento= 262.11Kg Peso 2 elementos=524.22Kg

DIAGRAMA	CANTIDAD	DIAMETRO	LONGITUD	NOTAS
0.30 4.45	2	#6	4.75	(Total =4)
6.00	3	#7	6.00	(Total =6)
0.35 4.15	3	#7	4.50	(Total =6)

004 2017 EDUCACION MODULO 1A DES
LISTA REFUERZO VIGAS
ELEMENTO POR ELEMENTO

0.30 5.85 0.30	2	#6	6.45	(Total =4)
0.35 5.85 0.35	3	#7	6.55	(Total =6)
h b b=0.25 h=0.25 g=0.10	44	#3	1.20	(Total =88)
h b b=0.25 h=0.45 g=0.10	30	#3	1.60	(Total =60)

101 (DES- A,B)/N-0.40 (Son 2) Peso/Elemento= 229.98Kg Peso 2 elementos=459.97Kg

DIAGRAMA	CANTIDAD	DIAMETRO	LONGITUD	NOTAS
0.30 4.45	2	#6	4.75	(Total =4)
5.00	3	#6	5.00	(Total =6)
0.30 4.20	3	#6	4.50	(Total =6)
0.30 5.85 0.30	2	#6	6.45	(Total =4)
0.35 5.85 0.35	3	#7	6.55	(Total =6)
h b b=0.25 h=0.25 g=0.10	44	#3	1.20	(Total =88)
h b b=0.25 h=0.45 g=0.10	30	#3	1.60	(Total =60)

102 (DES C,D)/N-0.40 (Son 3) Peso/Elemento= 134.78Kg Peso 3 elementos=404.35Kg

DIAGRAMA	CANTIDAD	DIAMETRO	LONGITUD	NOTAS
0.25 5.75	6	#5	6.00	(Total =18)

004 2017 EDUCACION MODULO 1A DES
LISTA REFUERZO VIGAS
ELEMENTO POR ELEMENTO

0.25 3.75	6	#5	4.00	(Total =18)
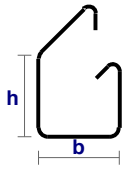 b=0.25 h=0.25 g=0.10	62	#3	1.20	(Total =186)

102 (DES E)/N-0.40 (Son 3) Peso/Elemento= 134.78Kg Peso 3 elementos=404.35Kg

DIAGRAMA	CANTIDAD	DIAMETRO	LONGITUD	NOTAS
0.25 5.75	6	#5	6.00	(Total =18)
0.25 3.75	6	#5	4.00	(Total =18)
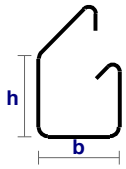 b=0.25 h=0.25 g=0.10	62	#3	1.20	(Total =186)

004 2017 EDUCACION MODULO 1A DES
LISTA REFUERZO VIGAS
ELEMENTO POR ELEMENTO

201/N+3.25 (Es 1) Peso/Elemento= 224.24Kg

DIAGRAMA	CANTIDAD	DIAMETRO	LONGITUD	NOTAS
0.30 / 3.95	4	#6	4.25	
0.25 / 2.25	2	#5	2.50	
6.00	2	#6	6.00	
4.00	1	#6	4.00	
0.30 / 4.45	4	#6	4.75	
5.00	2	#6	5.00	
h, b; b=0.22 h=0.42 g=0.10	94	#3	1.48	

201A/N+3.25 (Es 1) Peso/Elemento= 205.88Kg

DIAGRAMA	CANTIDAD	DIAMETRO	LONGITUD	NOTAS
0.30 / 3.95	4	#6	4.25	
6.00	2	#6	6.00	
0.30 / 4.45	4	#6	4.75	
5.00	2	#6	5.00	
h, b; b=0.22 h=0.42 g=0.10	92	#3	1.48	

202/N+3.25 (Son 2) Peso/Elemento= 223.10Kg Peso 2 elementos=446.19Kg

DIAGRAMA	CANTIDAD	DIAMETRO	LONGITUD	NOTAS
0.35 / 5.65	2	#7	6.00	(Total =4)
0.30 / 5.70	1	#6	6.00	(Total =2)
4.00	2	#6	4.00	(Total =4)
0.30 / 3.70	2	#6	4.00	(Total =4)

004 2017 EDUCACION MODULO 1A DES
LISTA REFUERZO VIGAS
ELEMENTO POR ELEMENTO

0.30 / 4.95	2	#6	5.25	(Total =4)
5.25	2	#6	5.25	(Total =4)
0.30 / 2.70	2	#6	3.00	(Total =4)
h, b; b=0.22 h=0.42 g=0.10	93	#3	1.48	(Total =186)

203/N+3.25 (Es 1) Peso/Elemento= 266.30Kg

DIAGRAMA	CANTIDAD	DIAMETRO	LONGITUD	NOTAS
0.40 / 5.60	3	#8	6.00	
4.50	2	#6	4.50	
0.30 / 3.70	2	#6	4.00	
0.30 / 4.95	3	#6	5.25	
5.25	2	#6	5.25	
0.30 / 2.70	2	#6	3.00	
h, b; b=0.22 h=0.42 g=0.10	93	#3	1.48	
h; h=0.42 g=0.10	22	#3	0.62	

VT-1/N+3.25 (Es 1) Peso/Elemento= 132.38Kg

DIAGRAMA	CANTIDAD	DIAMETRO	LONGITUD	NOTAS
0.25 / 3.75	4	#5	4.00	
6.00	2	#6	6.00	
0.25 / 4.25	4	#5	4.50	

004 2017 EDUCACION MODULO 1A DES

LISTA REFUERZO VIGAS

ELEMENTO POR ELEMENTO

5.00	2	#5	5.00	
b=0.12 h=0.42 g=0.10	52	#3	1.28	

004 2017 EDUCACION MODULO 1B DES
LISTA REFUERZO COLUMNAS
ELEMENTO POR ELEMENTO

C5 - DES PERFIL C,D (Son 4) Peso/Elemento= 166.85Kg Peso 4 elementos=667.41Kg

DIAGRAMA	CANTIDAD	DIAMETRO	LONGITUD	NOTAS
0.20 4.325 0.175	8	#4	4.70	(Total =32)
0.25 4.325 0.225	4	#5	4.80	(Total =16)
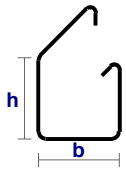 b=0.32 h=0.32 g=0.10	50	#3	1.48	(Total =200)
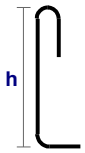 h=0.32 g=0.10	200	#3	0.52	(Total =800)

004 2017 EDUCACION MODULO 1B DES
LISTA REFUERZO VIGAS
ELEMENTO POR ELEMENTO

104 (DES E)/N-0.40 (Son 2) Peso/Elemento= 134.78Kg Peso 2 elementos=269.57Kg

DIAGRAMA	CANTIDAD	DIAMETRO	LONGITUD	NOTAS
0.25 5.75	6	#5	6.00	(Total =12)
0.25 3.75	6	#5	4.00	(Total =12)
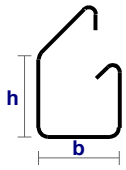 b=0.25 h=0.25 g=0.10	62	#3	1.20	(Total =124)

103 (DES E)/N-0.40 (Son 2) Peso/Elemento= 133.65Kg Peso 2 elementos=267.31Kg

DIAGRAMA	CANTIDAD	DIAMETRO	LONGITUD	NOTAS
0.35 5.15 0.35	6	#7	5.85	(Total =12)
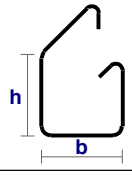 b=0.25 h=0.25 g=0.10	40	#3	1.20	(Total =80)

103 (DES C,D)/N-0.40 (Son 2) Peso/Elemento= 133.65Kg Peso 2 elementos=267.31Kg

DIAGRAMA	CANTIDAD	DIAMETRO	LONGITUD	NOTAS
0.35 5.15 0.35	6	#7	5.85	(Total =12)
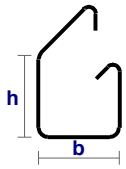 b=0.25 h=0.25 g=0.10	40	#3	1.20	(Total =80)

103 (DES A,B)/N-0.40 (Son 2) Peso/Elemento= 103.99Kg Peso 2 elementos=207.98Kg

DIAGRAMA	CANTIDAD	DIAMETRO	LONGITUD	NOTAS
0.30 5.15 0.30	6	#6	5.75	(Total =12)

004 2017 EDUCACION MODULO 1B DES
LISTA REFUERZO VIGAS
ELEMENTO POR ELEMENTO

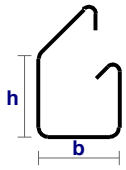 b=0.25 h=0.25 g=0.10	40	#3	1.20	(Total =80)

104 (DES C,D)/N-0.40 (Son 2) Peso/Elemento= 134.78Kg Peso 2 elementos=269.57Kg

DIAGRAMA	CANTIDAD	DIAMETRO	LONGITUD	NOTAS
	6	#5	6.00	(Total =12)
	6	#5	4.00	(Total =12)
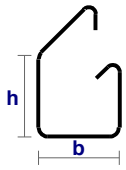 b=0.25 h=0.25 g=0.10	62	#3	1.20	(Total =124)

104 (DES A,B)/N-0.40 (Son 2) Peso/Elemento= 134.78Kg Peso 2 elementos=269.57Kg

DIAGRAMA	CANTIDAD	DIAMETRO	LONGITUD	NOTAS
	6	#5	6.00	(Total =12)
	6	#5	4.00	(Total =12)
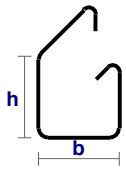 b=0.25 h=0.25 g=0.10	62	#3	1.20	(Total =124)

004 2017 EDUCACION MODULO 1B DES
LISTA REFUERZO VIGAS
ELEMENTO POR ELEMENTO

204/N+3.25 (Son 2) Peso/Elemento= 168.56Kg Peso 2 elementos=337.12Kg

DIAGRAMA	CANTIDAD	DIAMETRO	LONGITUD	NOTAS
0.25 / 5.75	3	#5	6.00	(Total =6)
0.25 / 3.75	3	#5	4.00	(Total =6)
0.25 / 2.75	6	#5	3.00	(Total =12)
5.50	3	#6	5.50	(Total =6)
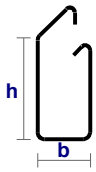 b=0.22 h=0.42 g=0.10	69	#3	1.48	(Total =138)

204A/N+3.25 (Es 1) Peso/Elemento= 183.02Kg

DIAGRAMA	CANTIDAD	DIAMETRO	LONGITUD	NOTAS
0.25 / 5.75	3	#5	6.00	
0.25 / 3.75	3	#5	4.00	
0.30 / 2.95	6	#6	3.25	
6.00	3	#7	6.00	
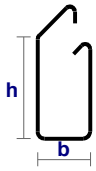 b=0.22 h=0.42 g=0.10	46	#3	1.48	

205/N+3.25 (Son 2) Peso/Elemento= 89.15Kg Peso 2 elementos=178.30Kg

DIAGRAMA	CANTIDAD	DIAMETRO	LONGITUD	NOTAS
0.30 / 5.20 / 0.30	4	#6	5.80	(Total =8)
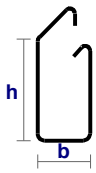 b=0.22 h=0.42 g=0.10	45	#3	1.48	(Total =90)

004 2017 EDUCACION MODULO 2A DES
LISTA REFUERZO COLUMNAS
ELEMENTO POR ELEMENTO

C6 - DES PERFIL C,D (Son 2) Peso/Elemento= 264.50Kg Peso 2 elementos=529.00Kg

DIAGRAMA	CANTIDAD	DIAMETRO	LONGITUD	NOTAS
0.35 4.33 0.30	8	#7	4.98	(Total =16)
0.30 4.33 0.25	4	#6	4.88	(Total =8)
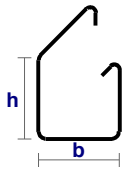 b=0.32 h=0.32 g=0.10	50	#3	1.48	(Total =100)
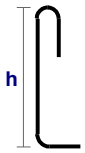 h=0.32 g=0.10	200	#3	0.52	(Total =400)

C7 - DES PERFIL C,D (Son 2) Peso/Elemento= 216.73Kg Peso 2 elementos=433.47Kg

DIAGRAMA	CANTIDAD	DIAMETRO	LONGITUD	NOTAS
0.30 4.33 0.25	8	#6	4.88	(Total =16)
0.25 4.325 0.225	4	#5	4.80	(Total =8)
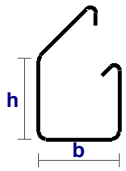 b=0.32 h=0.32 g=0.10	50	#3	1.48	(Total =100)
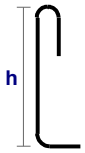 h=0.32 g=0.10	200	#3	0.52	(Total =400)

C8 - DES PERFIL C,D (Es 1) Peso/Elemento= 216.73Kg

DIAGRAMA	CANTIDAD	DIAMETRO	LONGITUD	NOTAS
0.30 4.33 0.25	8	#6	4.88	
0.25 4.325 0.225	4	#5	4.80	

004 2017 EDUCACION MODULO 2A DES
LISTA REFUERZO COLUMNAS
ELEMENTO POR ELEMENTO

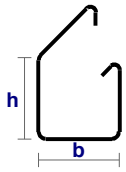 **b=0.32** **h=0.32** **g=0.10**	50	#3	1.48	
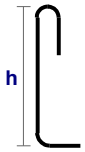 h=0.32 g=0.10	200	#3	0.52	

C9 - DES PERFIL C,D (Es 1) Peso/Elemento= 180.68Kg

DIAGRAMA	CANTIDAD	DIAMETRO	LONGITUD	NOTAS
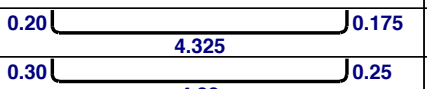	8	#4	4.70	
	4	#6	4.88	
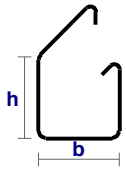 **b=0.32** **h=0.32** **g=0.10**	50	#3	1.48	
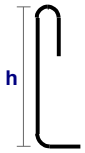 h=0.32 g=0.10	200	#3	0.52	

004 2017 EDUCACION MODULO 2A DES
LISTA REFUERZO VIGAS
ELEMENTO POR ELEMENTO

105 (DES E)/N-0.40 (Son 2) Peso/Elemento= 274.22Kg Peso 2 elementos=548.45Kg

DIAGRAMA	CANTIDAD	DIAMETRO	LONGITUD	NOTAS
0.25 / 2.25	6	#5	2.50	(Total =12)
6.00	12	#5	6.00	(Total =24)
0.25 / 5.75	6	#5	6.00	(Total =12)
h, b; b=0.25 h=0.25 g=0.10	124	#3	1.20	(Total =248)

106 (DES E)/N-0.40 (Son 3) Peso/Elemento= 134.78Kg Peso 3 elementos=404.35Kg

DIAGRAMA	CANTIDAD	DIAMETRO	LONGITUD	NOTAS
0.25 / 5.75	6	#5	6.00	(Total =18)
0.25 / 3.75	6	#5	4.00	(Total =18)
h, b; b=0.25 h=0.25 g=0.10	62	#3	1.20	(Total =186)

105 (DES C,D)/N-0.40 (Son 2) Peso/Elemento= 274.22Kg Peso 2 elementos=548.45Kg

DIAGRAMA	CANTIDAD	DIAMETRO	LONGITUD	NOTAS
0.25 / 2.25	6	#5	2.50	(Total =12)
6.00	12	#5	6.00	(Total =24)
0.25 / 5.75	6	#5	6.00	(Total =12)
h, b; b=0.25 h=0.25 g=0.10	124	#3	1.20	(Total =248)

105 (DES A,B)/N-0.40 (Son 2) Peso/Elemento= 274.22Kg Peso 2 elementos=548.45Kg

DIAGRAMA	CANTIDAD	DIAMETRO	LONGITUD	NOTAS

004 2017 EDUCACION MODULO 2A DES
LISTA REFUERZO VIGAS
ELEMENTO POR ELEMENTO

0.25 / 2.25	6	#5	2.50	(Total =12)
6.00	12	#5	6.00	(Total =24)
0.25 / 5.75	6	#5	6.00	(Total =12)
h, b; b=0.25 h=0.25 g=0.10	124	#3	1.20	(Total =248)

106 (DES C,D)/N-0.40 (Son 3) Peso/Elemento= 134.78Kg Peso 3 elementos=404.35Kg

DIAGRAMA	CANTIDAD	DIAMETRO	LONGITUD	NOTAS
0.25 / 5.75	6	#5	6.00	(Total =18)
0.25 / 3.75	6	#5	4.00	(Total =18)
h, b; b=0.25 h=0.25 g=0.10	62	#3	1.20	(Total =186)

106 (DES A,B)/N-0.40 (Son 3) Peso/Elemento= 134.78Kg Peso 3 elementos=404.35Kg

DIAGRAMA	CANTIDAD	DIAMETRO	LONGITUD	NOTAS
0.25 / 5.75	6	#5	6.00	(Total =18)
0.25 / 3.75	6	#5	4.00	(Total =18)
h, b; b=0.25 h=0.25 g=0.10	62	#3	1.20	(Total =186)

004 2017 EDUCACION MODULO 2A DES
LISTA REFUERZO VIGAS
ELEMENTO POR ELEMENTO

206/N+3.25 (Es 1) Peso/Elemento= 337.26Kg

DIAGRAMA	CANTIDAD	DIAMETRO	LONGITUD	NOTAS
0.30 / 2.45	4	#6	2.75	
6.00	4	#6	6.00	
6.00	1	#7	6.00	
0.30 / 5.70	2	#6	6.00	
0.25 / 5.75	3	#5	6.00	
6.00	6	#5	6.00	
0.25 / 2.25	3	#5	2.50	
h, b; b=0.22 h=0.42 g=0.10	143	#3	1.48	

206A/N+3.25 (Es 1) Peso/Elemento= 300.09Kg

DIAGRAMA	CANTIDAD	DIAMETRO	LONGITUD	NOTAS
0.30 / 2.45	2	#6	2.75	
6.00	4	#6	6.00	
0.30 / 5.70	2	#6	6.00	
0.25 / 5.75	3	#5	6.00	
6.00	6	#5	6.00	
0.25 / 2.25	3	#5	2.50	
h, b; b=0.22 h=0.42 g=0.10	135	#3	1.48	

207/N+3.25 (Son 2) Peso/Elemento= 241.77Kg Peso 2 elementos=483.54Kg

DIAGRAMA	CANTIDAD	DIAMETRO	LONGITUD	NOTAS
0.40 / 5.60	1	#8	6.00	(Total =2)

004 2017 EDUCACION MODULO 2A DES
LISTA REFUERZO VIGAS
ELEMENTO POR ELEMENTO

0.35 / 5.65	2	#7	6.00	(Total =4)
5.00	2	#6	5.00	(Total =4)
0.30 / 2.70	2	#6	3.00	(Total =4)
0.30 / 4.70	1	#6	5.00	(Total =2)
0.25 / 4.75	2	#5	5.00	(Total =4)
5.50	3	#5	5.50	(Total =6)
0.25 / 2.75	3	#5	3.00	(Total =6)
h, b; b=0.22 h=0.42 g=0.10	87	#3	1.48	(Total =174)
h; h=0.42 g=0.10	21	#3	0.62	(Total =42)

207A/N+3.25 (Es 1) Peso/Elemento= 387.24Kg

DIAGRAMA	CANTIDAD	DIAMETRO	LONGITUD	NOTAS
0.40 / 5.60	5	#8	6.00	
0.35 / 5.65	4	#7	6.00	
5.50	6	#6	5.50	
0.30 / 2.70	6	#6	3.00	
h, b; b=0.22 h=0.42 g=0.10	89	#3	1.48	
h; h=0.42 g=0.10	21	#3	0.62	

004 2017 EDUCACION MODULO 2A DES

LISTA REFUERZO VIGAS

ELEMENTO POR ELEMENTO

VT-2/N+3.25 (Es 1) Peso/Elemento= 248.61Kg

DIAGRAMA	CANTIDAD	DIAMETRO	LONGITUD	NOTAS
0.25 / 2.25	4	#5	2.50	
5.75	4	#5	5.75	
6.00	2	#7	6.00	
0.30 / 5.75	2	#6	6.05	
6.00	4	#6	6.00	
0.30 / 2.25	2	#6	2.55	
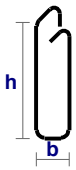 b=0.12 h=0.42 g=0.10	96	#3	1.28	

004 2017 EDUCACION MODULO 2B DES
LISTA REFUERZO COLUMNAS
ELEMENTO POR ELEMENTO

C10 - DES PERFIL C,D (Son 2) Peso/Elemento= 281.47Kg Peso 2 elementos=562.94Kg

DIAGRAMA	CANTIDAD	DIAMETRO	LONGITUD	NOTAS
	12	#7	4.98	(Total =24)
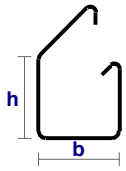 **b=0.32** **h=0.32** **g=0.10**	50	#3	1.48	(Total =100)
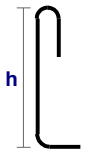 h=0.32 g=0.10	200	#3	0.52	(Total =400)

C11 - DES PERFIL C,D (Son 2) Peso/Elemento= 202.90Kg Peso 2 elementos=405.81Kg

DIAGRAMA	CANTIDAD	DIAMETRO	LONGITUD	NOTAS
	8	#5	4.80	(Total =16)
	4	#6	4.88	(Total =8)
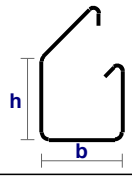 **b=0.32** **h=0.32** **g=0.10**	50	#3	1.48	(Total =100)
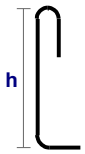 h=0.32 g=0.10	200	#3	0.52	(Total =400)

004 2017 EDUCACION MODULO 2B DES
LISTA REFUERZO VIGAS
ELEMENTO POR ELEMENTO

107 (DES C,D)/N-0.40 (Son 2) Peso/Elemento= 134.78Kg Peso 2 elementos=269.57Kg

DIAGRAMA	CANTIDAD	DIAMETRO	LONGITUD	NOTAS
0.25 / 3.75	6	#5	4.00	(Total =12)
0.25 / 5.75	6	#5	6.00	(Total =12)
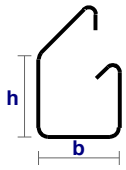 b=0.25 h=0.25 g=0.10	62	#3	1.20	(Total =124)

108 (DES E)/N-0.40 (Son 2) Peso/Elemento= 134.78Kg Peso 2 elementos=269.57Kg

DIAGRAMA	CANTIDAD	DIAMETRO	LONGITUD	NOTAS
0.25 / 3.75	6	#5	4.00	(Total =12)
0.25 / 5.75	6	#5	6.00	(Total =12)
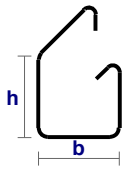 b=0.25 h=0.25 g=0.10	62	#3	1.20	(Total =124)

107 (DES E)/N-0.40 (Son 2) Peso/Elemento= 134.78Kg Peso 2 elementos=269.57Kg

DIAGRAMA	CANTIDAD	DIAMETRO	LONGITUD	NOTAS
0.25 / 3.75	6	#5	4.00	(Total =12)
0.25 / 5.75	6	#5	6.00	(Total =12)
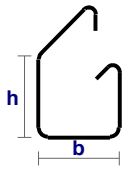 b=0.25 h=0.25 g=0.10	62	#3	1.20	(Total =124)

107 (DES A,B)/N-0.40 (Son 2) Peso/Elemento= 134.78Kg Peso 2 elementos=269.57Kg

DIAGRAMA	CANTIDAD	DIAMETRO	LONGITUD	NOTAS
0.25 / 3.75	6	#5	4.00	(Total =12)
0.25 / 5.75	6	#5	6.00	(Total =12)

004 2017 EDUCACION MODULO 2B DES
LISTA REFUERZO VIGAS
ELEMENTO POR ELEMENTO

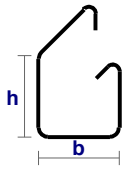 b=0.25 h=0.25 g=0.10	62	#3	1.20	(Total =124)

108 (DES C,D)/N-0.40 (Son 2) Peso/Elemento= 134.78Kg Peso 2 elementos=269.57Kg

DIAGRAMA	CANTIDAD	DIAMETRO	LONGITUD	NOTAS
	6	#5	4.00	(Total =12)
	6	#5	6.00	(Total =12)
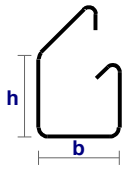 b=0.25 h=0.25 g=0.10	62	#3	1.20	(Total =124)

108 (DES A,B)/N-0.40 (Son 2) Peso/Elemento= 134.78Kg Peso 2 elementos=269.57Kg

DIAGRAMA	CANTIDAD	DIAMETRO	LONGITUD	NOTAS
	6	#5	4.00	(Total =12)
	6	#5	6.00	(Total =12)
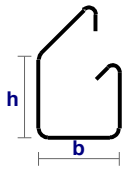 b=0.25 h=0.25 g=0.10	62	#3	1.20	(Total =124)

004 2017 EDUCACION MODULO 2B DES
LISTA REFUERZO VIGAS
ELEMENTO POR ELEMENTO

208/N+3.25 (Es 1) Peso/Elemento= 172.47Kg

DIAGRAMA	CANTIDAD	DIAMETRO	LONGITUD	NOTAS
0.30 / 3.95	2	#6	4.25	
0.35 / 2.65	2	#7	3.00	
0.30 / 5.70	2	#6	6.00	
0.25 / 2.25	6	#5	2.50	
6.00	3	#5	6.00	
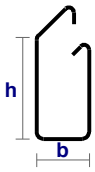 b=0.22 h=0.42 g=0.10	69	#3	1.48	

208A/N+3.25 (Es 1) Peso/Elemento= 151.73Kg

DIAGRAMA	CANTIDAD	DIAMETRO	LONGITUD	NOTAS
0.30 / 3.95	2	#6	4.25	
0.30 / 5.70	2	#6	6.00	
0.25 / 2.25	6	#5	2.50	
6.00	3	#5	6.00	
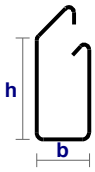 b=0.22 h=0.42 g=0.10	66	#3	1.48	

209/N+3.25 (Son 2) Peso/Elemento= 243.43Kg Peso 2 elementos=486.85Kg

DIAGRAMA	CANTIDAD	DIAMETRO	LONGITUD	NOTAS
0.35 / 5.65	2	#7	6.00	(Total =4)
0.40 / 5.60	1	#8	6.00	(Total =2)
5.00	2	#6	5.00	(Total =4)
0.30 / 2.70	2	#6	3.00	(Total =4)
0.25 / 4.75	2	#5	5.00	(Total =4)

004 2017 EDUCACION MODULO 2B DES
LISTA REFUERZO VIGAS
ELEMENTO POR ELEMENTO

0.30 4.70	1	#6	5.00	(Total =2)
5.50	3	#5	5.50	(Total =6)
0.25 2.75	3	#5	3.00	(Total =6)
h b **b=0.22 h=0.42 g=0.10**	89	#3	1.48	(Total =178)
h h=0.42 g=0.10	21	#3	0.62	(Total =42)

VT3/N+3.25 (Es 1) Peso/Elemento= 109.65Kg

DIAGRAMA	CANTIDAD	DIAMETRO	LONGITUD	NOTAS
0.25 5.75	2	#5	6.00	
0.25 3.75	2	#5	4.00	
0.25 2.50	4	#5	2.75	
5.75	2	#6	5.75	
h b **b=0.12 h=0.42 g=0.10**	50	#3	1.28	

004 2017 EDUCACION MODULO 3 DES
LISTA REFUERZO COLUMNAS
ELEMENTO POR ELEMENTO

C12 - DES PERFIL C,D (Son 2) Peso/Elemento= 281.47Kg Peso 2 elementos=562.94Kg

DIAGRAMA	CANTIDAD	DIAMETRO	LONGITUD	NOTAS
0.35 4.33 0.30	12	#7	4.98	(Total =24)
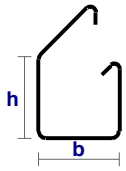 b=0.32 h=0.32 g=0.10	50	#3	1.48	(Total =100)
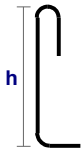 h=0.32 g=0.10	200	#3	0.52	(Total =400)

C13 - DES PERFIL C,D (Son 2) Peso/Elemento= 202.90Kg Peso 2 elementos=405.81Kg

DIAGRAMA	CANTIDAD	DIAMETRO	LONGITUD	NOTAS
0.25 4.325 0.225	8	#5	4.80	(Total =16)
0.30 4.33 0.25	4	#6	4.88	(Total =8)
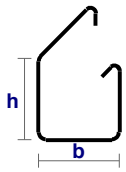 b=0.32 h=0.32 g=0.10	50	#3	1.48	(Total =100)
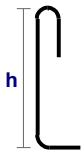 h=0.32 g=0.10	200	#3	0.52	(Total =400)

004 2017 EDUCACION MODULO 3 DES
LISTA REFUERZO VIGAS
ELEMENTO POR ELEMENTO

109 (DES C,D)/N-0.40 (Son 2) Peso/Elemento= 134.78Kg Peso 2 elementos=269.57Kg

DIAGRAMA	CANTIDAD	DIAMETRO	LONGITUD	NOTAS
0.25 / 3.75	6	#5	4.00	(Total =12)
0.25 / 5.75	6	#5	6.00	(Total =12)
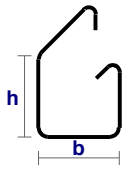 b=0.25 h=0.25 g=0.10	62	#3	1.20	(Total =124)

110 (DES E)/N-0.40 (Son 2) Peso/Elemento= 134.78Kg Peso 2 elementos=269.57Kg

DIAGRAMA	CANTIDAD	DIAMETRO	LONGITUD	NOTAS
0.25 / 3.75	6	#5	4.00	(Total =12)
0.25 / 5.75	6	#5	6.00	(Total =12)
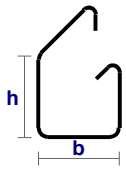 b=0.25 h=0.25 g=0.10	62	#3	1.20	(Total =124)

109 (DES E)/N-0.40 (Son 2) Peso/Elemento= 134.78Kg Peso 2 elementos=269.57Kg

DIAGRAMA	CANTIDAD	DIAMETRO	LONGITUD	NOTAS
0.25 / 3.75	6	#5	4.00	(Total =12)
0.25 / 5.75	6	#5	6.00	(Total =12)
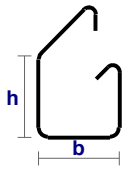 b=0.25 h=0.25 g=0.10	62	#3	1.20	(Total =124)

109 (DES A,B)/N-0.40 (Son 2) Peso/Elemento= 134.78Kg Peso 2 elementos=269.57Kg

DIAGRAMA	CANTIDAD	DIAMETRO	LONGITUD	NOTAS
0.25 / 3.75	6	#5	4.00	(Total =12)
0.25 / 5.75	6	#5	6.00	(Total =12)

004 2017 EDUCACION MODULO 3 DES
LISTA REFUERZO VIGAS
ELEMENTO POR ELEMENTO

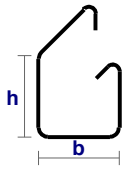 b=0.25 h=0.25 g=0.10	62	#3	1.20	(Total =124)

110 (DES C,D)/N-0.40 (Son 2) Peso/Elemento= 134.78Kg Peso 2 elementos=269.57Kg

DIAGRAMA	CANTIDAD	DIAMETRO	LONGITUD	NOTAS
	6	#5	4.00	(Total =12)
	6	#5	6.00	(Total =12)
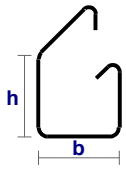 b=0.25 h=0.25 g=0.10	62	#3	1.20	(Total =124)

110 (DES A,B)/N-0.40 (Son 2) Peso/Elemento= 134.78Kg Peso 2 elementos=269.57Kg

DIAGRAMA	CANTIDAD	DIAMETRO	LONGITUD	NOTAS
	6	#5	4.00	(Total =12)
	6	#5	6.00	(Total =12)
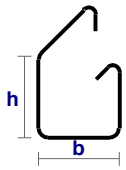 b=0.25 h=0.25 g=0.10	62	#3	1.20	(Total =124)

004 2017 EDUCACION MODULO 3 DES
LISTA REFUERZO VIGAS
ELEMENTO POR ELEMENTO

210/N+3.25 (Es 1) Peso/Elemento= 172.47Kg

DIAGRAMA	CANTIDAD	DIAMETRO	LONGITUD	NOTAS
0.30 / 3.95	2	#6	4.25	
0.35 / 2.65	2	#7	3.00	
0.30 / 5.70	2	#6	6.00	
0.25 / 2.25	6	#5	2.50	
6.00	3	#5	6.00	
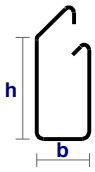 b=0.22 h=0.42 g=0.10	69	#3	1.48	

210A/N+3.25 (Es 1) Peso/Elemento= 151.73Kg

DIAGRAMA	CANTIDAD	DIAMETRO	LONGITUD	NOTAS
0.30 / 3.95	2	#6	4.25	
0.30 / 5.70	2	#6	6.00	
0.25 / 2.25	6	#5	2.50	
6.00	3	#5	6.00	
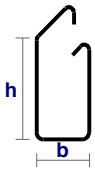 b=0.22 h=0.42 g=0.10	66	#3	1.48	

211/N+3.25 (Son 2) Peso/Elemento= 243.43Kg Peso 2 elementos=486.85Kg

DIAGRAMA	CANTIDAD	DIAMETRO	LONGITUD	NOTAS
0.35 / 5.65	2	#7	6.00	(Total =4)
0.40 / 5.60	1	#8	6.00	(Total =2)
5.00	2	#6	5.00	(Total =4)
0.30 / 2.70	2	#6	3.00	(Total =4)
0.25 / 4.75	2	#5	5.00	(Total =4)

004 2017 EDUCACION MODULO 3 DES

LISTA REFUERZO VIGAS

ELEMENTO POR ELEMENTO

0.30 / 4.70	1	#6	5.00	(Total =2)
5.50	3	#5	5.50	(Total =6)
0.25 / 2.75	3	#5	3.00	(Total =6)
h, b — b=0.22 h=0.42 g=0.10	89	#3	1.48	(Total =178)
h — h=0.42 g=0.10	21	#3	0.62	(Total =42)

VT4/N+3.25 (Es 1) Peso/Elemento= 109.65Kg

DIAGRAMA	CANTIDAD	DIAMETRO	LONGITUD	NOTAS
0.25 / 5.75	2	#5	6.00	
0.25 / 3.75	2	#5	4.00	
0.25 / 2.50	4	#5	2.75	
5.75	2	#6	5.75	
h, b — b=0.12 h=0.42 g=0.10	50	#3	1.28	

004 2017 EDUCACION MODULO 4A DES
LISTA REFUERZO COLUMNAS
ELEMENTO POR ELEMENTO

C14 - DES PERFIL C,D (Son 2) Peso/Elemento= 264.50Kg Peso 2 elementos=529.00Kg

DIAGRAMA	CANTIDAD	DIAMETRO	LONGITUD	NOTAS
0.35 4.33 0.30	8	#7	4.98	(Total =16)
0.30 4.33 0.25	4	#6	4.88	(Total =8)
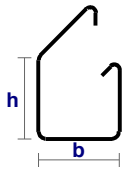 b=0.32 h=0.32 g=0.10	50	#3	1.48	(Total =100)
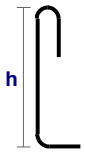 h=0.32 g=0.10	200	#3	0.52	(Total =400)

C15 - DES PERFIL C,D (Son 2) Peso/Elemento= 202.90Kg Peso 2 elementos=405.81Kg

DIAGRAMA	CANTIDAD	DIAMETRO	LONGITUD	NOTAS
0.25 4.325 0.225	8	#5	4.80	(Total =16)
0.30 4.33 0.25	4	#6	4.88	(Total =8)
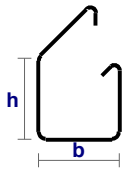 b=0.32 h=0.32 g=0.10	50	#3	1.48	(Total =100)
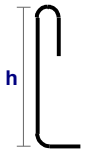 h=0.32 g=0.10	200	#3	0.52	(Total =400)

004 2017 EDUCACION MODULO 4A DES
LISTA REFUERZO VIGAS
ELEMENTO POR ELEMENTO

111 (DES C,D)/N-0.40 (Son 2) Peso/Elemento= 139.44Kg Peso 2 elementos=278.88Kg

DIAGRAMA	CANTIDAD	DIAMETRO	LONGITUD	NOTAS
0.25 / 5.75	3	#5	6.00	(Total =6)
0.25 / 3.75	3	#5	4.00	(Total =6)
0.25 / 2.25	6	#5	2.50	(Total =12)
6.00	3	#5	6.00	(Total =6)
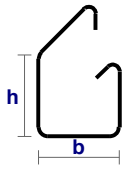 b=0.25 h=0.25 g=0.10	62	#3	1.20	(Total =124)

112 (DES E)/N-0.40 (Son 2) Peso/Elemento= 114.10Kg Peso 2 elementos=228.19Kg

DIAGRAMA	CANTIDAD	DIAMETRO	LONGITUD	NOTAS
0.25 / 5.25	6	#5	5.50	(Total =12)
0.25 / 2.75	6	#5	3.00	(Total =12)
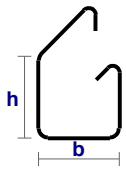 b=0.25 h=0.25 g=0.10	52	#3	1.20	(Total =104)

111 (DES E)/N-0.40 (Son 2) Peso/Elemento= 139.44Kg Peso 2 elementos=278.88Kg

DIAGRAMA	CANTIDAD	DIAMETRO	LONGITUD	NOTAS
0.25 / 5.75	3	#5	6.00	(Total =6)
0.25 / 3.75	3	#5	4.00	(Total =6)
0.25 / 2.25	6	#5	2.50	(Total =12)
6.00	3	#5	6.00	(Total =6)
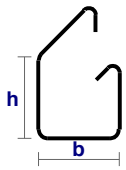 b=0.25 h=0.25 g=0.10	62	#3	1.20	(Total =124)

004 2017 EDUCACION MODULO 4A DES
LISTA REFUERZO VIGAS
ELEMENTO POR ELEMENTO

111 (DES A,B)/N-0.40 (Son 2) Peso/Elemento= 139.44Kg Peso 2 elementos=278.88Kg

DIAGRAMA	CANTIDAD	DIAMETRO	LONGITUD	NOTAS
0.25 / 5.75	3	#5	6.00	(Total =6)
0.25 / 3.75	3	#5	4.00	(Total =6)
0.25 / 2.25	6	#5	2.50	(Total =12)
6.00	3	#5	6.00	(Total =6)
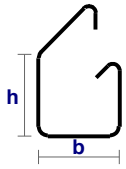 b=0.25 h=0.25 g=0.10	62	#3	1.20	(Total =124)

112 (DES C,D)/N-0.40 (Son 2) Peso/Elemento= 114.10Kg Peso 2 elementos=228.19Kg

DIAGRAMA	CANTIDAD	DIAMETRO	LONGITUD	NOTAS
0.25 / 5.25	6	#5	5.50	(Total =12)
0.25 / 2.75	6	#5	3.00	(Total =12)
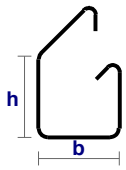 b=0.25 h=0.25 g=0.10	52	#3	1.20	(Total =104)

112 (DES A,B)/N-0.40 (Son 2) Peso/Elemento= 114.10Kg Peso 2 elementos=228.19Kg

DIAGRAMA	CANTIDAD	DIAMETRO	LONGITUD	NOTAS
0.25 / 5.25	6	#5	5.50	(Total =12)
0.25 / 2.75	6	#5	3.00	(Total =12)
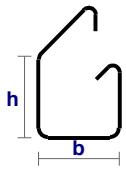 b=0.25 h=0.25 g=0.10	52	#3	1.20	(Total =104)

004 2017 EDUCACION MODULO 4A DES
LISTA REFUERZO VIGAS
ELEMENTO POR ELEMENTO

212/N+3.25 (Es 1) Peso/Elemento= 167.63Kg

DIAGRAMA	CANTIDAD	DIAMETRO	LONGITUD	NOTAS
0.30 / 3.95	2	#6	4.25	
0.30 / 2.70	2	#6	3.00	
0.30 / 5.70	2	#6	6.00	
0.25 / 2.25	6	#5	2.50	
6.00	3	#5	6.00	
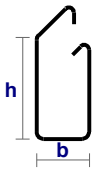 b=0.22 h=0.42 g=0.10	69	#3	1.48	

212A/N+3.25 (Es 1) Peso/Elemento= 154.96Kg

DIAGRAMA	CANTIDAD	DIAMETRO	LONGITUD	NOTAS
0.25 / 5.75	3	#5	6.00	
0.25 / 3.75	3	#5	4.00	
0.25 / 2.25	6	#5	2.50	
6.00	3	#5	6.00	
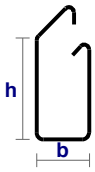 b=0.22 h=0.42 g=0.10	69	#3	1.48	

213/N+3.25 (Son 2) Peso/Elemento= 215.84Kg Peso 2 elementos=431.68Kg

DIAGRAMA	CANTIDAD	DIAMETRO	LONGITUD	NOTAS
0.35 / 5.65	2	#7	6.00	(Total =4)
0.40 / 5.60	1	#8	6.00	(Total =2)
0.30 / 5.20	2	#6	5.50	(Total =4)
0.30 / 4.70	3	#6	5.00	(Total =6)
0.25 / 5.75	3	#5	6.00	(Total =6)

004 2017 EDUCACION MODULO 4A DES
LISTA REFUERZO VIGAS
ELEMENTO POR ELEMENTO

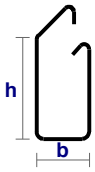 **b=0.22** **h=0.42** **g=0.10**	75	#3	1.48	(Total =150)
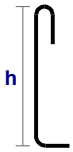 h=0.42 g=0.10	21	#3	0.62	(Total =42)

VT 5/N+3.25 (Es 1) Peso/Elemento= 101.80Kg

DIAGRAMA	CANTIDAD	DIAMETRO	LONGITUD	NOTAS
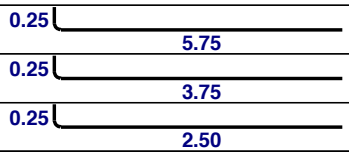	2	#5	6.00	
	2	#5	4.00	
	4	#5	2.75	
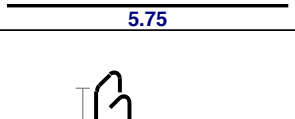	2	#5	5.75	
b=0.12 **h=0.42** **g=0.10**	50	#3	1.28	

004 2017 EDUCACION MODULO 4B DES
LISTA REFUERZO COLUMNAS
ELEMENTO POR ELEMENTO

C16 - DES PERFIL C,D (Son 2) Peso/Elemento= 189.08Kg Peso 2 elementos=378.15Kg

DIAGRAMA	CANTIDAD	DIAMETRO	LONGITUD	NOTAS
	12	#5	4.80	(Total =24)
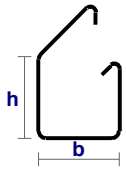 **b=0.32** **h=0.32** **g=0.10**	50	#3	1.48	(Total =100)
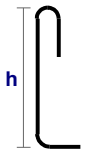 h=0.32 g=0.10	200	#3	0.52	(Total =400)

C17 - DES PERFIL C,D (Son 2) Peso/Elemento= 189.08Kg Peso 2 elementos=378.15Kg

DIAGRAMA	CANTIDAD	DIAMETRO	LONGITUD	NOTAS
	12	#5	4.80	(Total =24)
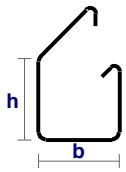 **b=0.32** **h=0.32** **g=0.10**	50	#3	1.48	(Total =100)
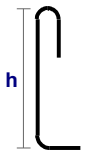 h=0.32 g=0.10	200	#3	0.52	(Total =400)

004 2017 EDUCACION MODULO 4B DES
LISTA REFUERZO VIGAS
ELEMENTO POR ELEMENTO

113 (DES E)/N-0.40 (Son 2) Peso/Elemento= 84.79Kg Peso 2 elementos=169.59Kg

DIAGRAMA	CANTIDAD	DIAMETRO	LONGITUD	NOTAS
0.25 5.60 0.25	3	#5	6.10	(Total =6)
0.25 5.55 0.25	3	#5	6.05	(Total =6)
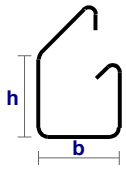 b=0.25 h=0.25 g=0.10	42	#3	1.20	(Total =84)

114 (DES E)/N-0.40 (Son 2) Peso/Elemento= 91.91Kg Peso 2 elementos=183.81Kg

DIAGRAMA	CANTIDAD	DIAMETRO	LONGITUD	NOTAS
0.25 6.05 0.25	6	#5	6.55	(Total =12)
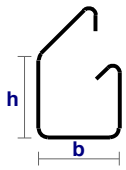 b=0.25 h=0.25 g=0.10	46	#3	1.20	(Total =92)

113 (DES C,D)/N-0.40 (Son 2) Peso/Elemento= 84.79Kg Peso 2 elementos=169.59Kg

DIAGRAMA	CANTIDAD	DIAMETRO	LONGITUD	NOTAS
0.25 5.60 0.25	3	#5	6.10	(Total =6)
0.25 5.55 0.25	3	#5	6.05	(Total =6)
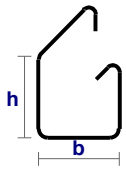 b=0.25 h=0.25 g=0.10	42	#3	1.20	(Total =84)

113 (DES A,B)/N-0.40 (Son 2) Peso/Elemento= 84.79Kg Peso 2 elementos=169.59Kg

DIAGRAMA	CANTIDAD	DIAMETRO	LONGITUD	NOTAS
0.25 5.60 0.25	3	#5	6.10	(Total =6)
0.25 5.55 0.25	3	#5	6.05	(Total =6)

004 2017 EDUCACION MODULO 4B DES
LISTA REFUERZO VIGAS
ELEMENTO POR ELEMENTO

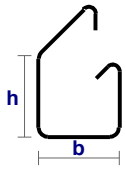 b=0.25 h=0.25 g=0.10	42	#3	1.20	(Total =84)

114 (DES C,D)/N-0.40 (Son 2) Peso/Elemento= 91.91Kg Peso 2 elementos=183.81Kg

DIAGRAMA	CANTIDAD	DIAMETRO	LONGITUD	NOTAS
	6	#5	6.55	(Total =12)
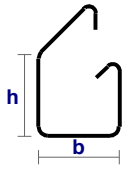 b=0.25 h=0.25 g=0.10	46	#3	1.20	(Total =92)

114 (DES A,B)/N-0.40 (Son 2) Peso/Elemento= 91.91Kg Peso 2 elementos=183.81Kg

DIAGRAMA	CANTIDAD	DIAMETRO	LONGITUD	NOTAS
	6	#5	6.55	(Total =12)
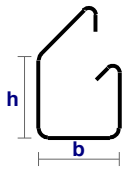 b=0.25 h=0.25 g=0.10	46	#3	1.20	(Total =92)

004 2017 EDUCACION MODULO 4B DES
LISTA REFUERZO VIGAS
ELEMENTO POR ELEMENTO

214/N+3.25 (Es 1) Peso/Elemento= 84.04Kg

DIAGRAMA	CANTIDAD	DIAMETRO	LONGITUD	NOTAS
0.25 5.60 0.25	6	#5	6.10	
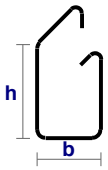 b=0.22 h=0.32 g=0.10	38	#3	1.28	

214A/N+3.25 (Es 1) Peso/Elemento= 72.09Kg

DIAGRAMA	CANTIDAD	DIAMETRO	LONGITUD	NOTAS
0.25 5.60 0.25	4	#5	6.10	
0.25 2.00	2	#5	2.25	
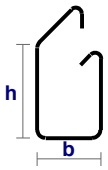 b=0.22 h=0.32 g=0.10	38	#3	1.28	

215/N+3.25 (Son 2) Peso/Elemento= 174.63Kg Peso 2 elementos=349.26Kg

DIAGRAMA	CANTIDAD	DIAMETRO	LONGITUD	NOTAS
0.35 5.65	3	#7	6.00	(Total =6)
0.30 4.20	2	#6	4.50	(Total =4)
0.25 4.75	3	#5	5.00	(Total =6)
0.25 4.50	2	#5	4.75	(Total =4)
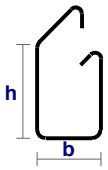 b=0.22 h=0.32 g=0.10	78	#3	1.28	(Total =156)

004 2017 EDUCACION MODULO 4B DES
LISTA REFUERZO VIGAS
ELEMENTO POR ELEMENTO

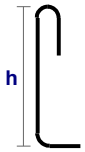 h=0.32 g=0.10	20	#3	0.52	(Total =40)

VT 6/N+3.25 (Es 1) Peso/Elemento= 60.85Kg

DIAGRAMA	CANTIDAD	DIAMETRO	LONGITUD	NOTAS
	4	#5	6.10	
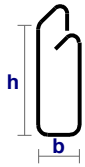 b=0.12 h=0.32 g=0.10	38	#3	1.08	

004 2017 EDUCACION TANQUE (ALTA)
LISTA REFUERZO COLUMNAS
ELEMENTO POR ELEMENTO

TANQUE (ALTA) (Son 4) Peso/Elemento= 404.56Kg Peso 4 elementos=1618.23Kg

DIAGRAMA	CANTIDAD	DIAMETRO	LONGITUD	NOTAS
0.30 / 2.95	6	#6	3.25	(Total =24)
0.30 / 5.95	6	#6	6.25	(Total =24)
0.25 / 5.25	6	#6	5.50	(Total =24)
h, b — **b=0.27 h=0.27 g=0.10**	96	#3	1.28	(Total =384)
h — h=0.27 g=0.10	384	#3	0.47	(Total =1536)
0.25 / 2.25	6	#6	2.50	(Total =24)

004 2017 EDUCACION TANQUE (ALTA)
LISTA REFUERZO VIGAS
ELEMENTO POR ELEMENTO

115/N-0.60 (Son 2) Peso/Elemento= 55.80Kg Peso 2 elementos=111.60Kg

DIAGRAMA	CANTIDAD	DIAMETRO	LONGITUD	NOTAS
0.30 2.85 0.30	4	#6	3.45	(Total =8)
0.25 2.85 0.25	2	#5	3.35	(Total =4)
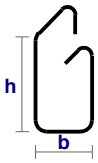 b=0.15 h=0.25 g=0.10	26	#3	1.00	(Total =52)

116/N-0.60 (Son 2) Peso/Elemento= 55.80Kg Peso 2 elementos=111.60Kg

DIAGRAMA	CANTIDAD	DIAMETRO	LONGITUD	NOTAS
0.25 2.85 0.25	2	#5	3.35	(Total =4)
0.30 2.85 0.30	4	#6	3.45	(Total =8)
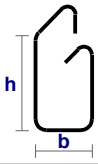 b=0.15 h=0.25 g=0.10	26	#3	1.00	(Total =52)

004 2017 EDUCACION TANQUE (ALTA)
LISTA REFUERZO VIGAS
ELEMENTO POR ELEMENTO

216/N+3.00 (Son 2) Peso/Elemento= 82.64Kg Peso 2 elementos=165.28Kg

DIAGRAMA	CANTIDAD	DIAMETRO	LONGITUD	NOTAS
0.35 2.90 0.35	6	#7	3.60	(Total =12)
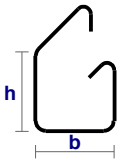 b=0.22 h=0.22 g=0.10	28	#3	1.08	(Total =56)

307/N+6.00 (Son 2) Peso/Elemento= 88.08Kg Peso 2 elementos=176.17Kg

DIAGRAMA	CANTIDAD	DIAMETRO	LONGITUD	NOTAS
0.35 2.90 0.35	6	#7	3.60	(Total =12)
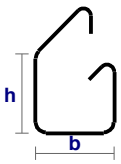 b=0.22 h=0.22 g=0.10	37	#3	1.08	(Total =74)

217/N+3.00 (Son 2) Peso/Elemento= 82.64Kg Peso 2 elementos=165.28Kg

DIAGRAMA	CANTIDAD	DIAMETRO	LONGITUD	NOTAS
0.35 2.90 0.35	6	#7	3.60	(Total =12)
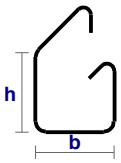 b=0.22 h=0.22 g=0.10	28	#3	1.08	(Total =56)

308/N+6.00 (Son 2) Peso/Elemento= 88.08Kg Peso 2 elementos=176.17Kg

DIAGRAMA	CANTIDAD	DIAMETRO	LONGITUD	NOTAS
0.35 2.90 0.35	6	#7	3.60	(Total =12)
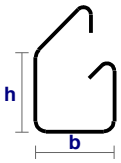 b=0.22 h=0.22 g=0.10	37	#3	1.08	(Total =74)

004 2017 EDUCACION TANQUE (BAJA)
LISTA REFUERZO COLUMNAS
ELEMENTO POR ELEMENTO

TANQUE (BAJA) (Son 4) Peso/Elemento= 214.25Kg Peso 4 elementos=857.01Kg

DIAGRAMA	CANTIDAD	DIAMETRO	LONGITUD	NOTAS
0.25 / 2.75	4	#5	3.00	(Total =16)
0.25 / 5.75	4	#5	6.00	(Total =16)
0.225 / 5.025	4	#5	5.25	(Total =16)
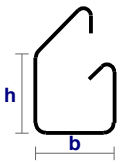 **b=0.22** **h=0.22** **g=0.10**	104	#3	1.08	(Total =416)
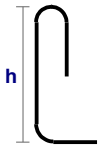 h=0.22 g=0.10	208	#3	0.42	(Total =832)
0.225 / 2.025	4	#5	2.25	(Total =16)

004 2017 EDUCACION TANQUE (BAJA)
LISTA REFUERZO VIGAS
ELEMENTO POR ELEMENTO

115/N-0.60 (Son 2) Peso/Elemento= 35.36Kg Peso 2 elementos=70.71Kg

DIAGRAMA	CANTIDAD	DIAMETRO	LONGITUD	NOTAS
0.25 2.85 0.25	4	#5	3.35	(Total =8)
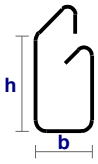 b=0.15 h=0.25 g=0.10	26	#3	1.00	(Total =52)

116/N-0.60 (Son 2) Peso/Elemento= 40.38Kg Peso 2 elementos=80.76Kg

DIAGRAMA	CANTIDAD	DIAMETRO	LONGITUD	NOTAS
0.30 2.85 0.30	2	#6	3.45	(Total =4)
0.25 2.85 0.25	2	#5	3.35	(Total =4)
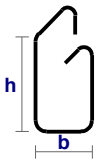 b=0.15 h=0.25 g=0.10	26	#3	1.00	(Total =52)

004 2017 EDUCACION TANQUE (BAJA)
LISTA REFUERZO VIGAS
ELEMENTO POR ELEMENTO

216/N+3.00 (Son 2) Peso/Elemento= 58.78Kg Peso 2 elementos=117.56Kg

DIAGRAMA	CANTIDAD	DIAMETRO	LONGITUD	NOTAS
0.30 2.90 0.30	4	#6	3.50	(Total =8)
0.25 2.90 0.25	2	#5	3.40	(Total =4)
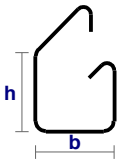 b=0.22 h=0.22 g=0.10	28	#3	1.08	(Total =56)

307/N+6.00 (Son 2) Peso/Elemento= 58.78Kg Peso 2 elementos=117.56Kg

DIAGRAMA	CANTIDAD	DIAMETRO	LONGITUD	NOTAS
0.30 2.90 0.30	4	#6	3.50	(Total =8)
0.25 2.90 0.25	2	#5	3.40	(Total =4)
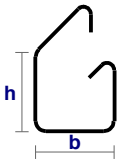 b=0.22 h=0.22 g=0.10	28	#3	1.08	(Total =56)

217/N+3.00 (Son 2) Peso/Elemento= 58.78Kg Peso 2 elementos=117.56Kg

DIAGRAMA	CANTIDAD	DIAMETRO	LONGITUD	NOTAS
0.30 2.90 0.30	4	#6	3.50	(Total =8)
0.25 2.90 0.25	2	#5	3.40	(Total =4)
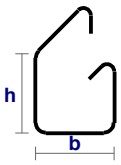 b=0.22 h=0.22 g=0.10	28	#3	1.08	(Total =56)

308/N+6.00 (Son 2) Peso/Elemento= 58.78Kg Peso 2 elementos=117.56Kg

DIAGRAMA	CANTIDAD	DIAMETRO	LONGITUD	NOTAS
0.30 2.90 0.30	4	#6	3.50	(Total =8)
0.25 2.90 0.25	2	#5	3.40	(Total =4)

004 2017 EDUCACION TANQUE (BAJA)
LISTA REFUERZO VIGAS
ELEMENTO POR ELEMENTO

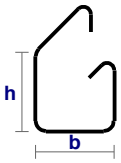 **b=0.22** **h=0.22** **g=0.10**	28	#3	1.08	(Total =56)

004 2017 EDUCACION TANQUE (INTERMEDIA)
LISTA REFUERZO COLUMNAS
ELEMENTO POR ELEMENTO

TANQUE (INTERMEDIA) (Son 4) Peso/Elemento= 268.27Kg Peso 4 elementos=1073.08Kg

DIAGRAMA	CANTIDAD	DIAMETRO	LONGITUD	NOTAS
0.30 / 2.95	4	#6	3.25	(Total =16)
0.30 / 5.95	4	#6	6.25	(Total =16)
0.25 / 5.25	4	#6	5.50	(Total =16)
h, b — **b=0.22 h=0.22 g=0.10**	104	#3	1.08	(Total =416)
h — h=0.22 g=0.10	208	#3	0.42	(Total =832)
0.25 / 2.25	4	#6	2.50	(Total =16)

004 2017 EDUCACION TANQUE (INTERMEDIA)
LISTA REFUERZO VIGAS
ELEMENTO POR ELEMENTO

115/N-0.60 (Son 2) Peso/Elemento= 40.38Kg Peso 2 elementos=80.76Kg

DIAGRAMA	CANTIDAD	DIAMETRO	LONGITUD	NOTAS
0.30 2.85 0.30	2	#6	3.45	(Total =4)
0.25 2.85 0.25	2	#5	3.35	(Total =4)
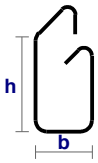 b=0.15 h=0.25 g=0.10	26	#3	1.00	(Total =52)

116/N-0.60 (Son 2) Peso/Elemento= 40.38Kg Peso 2 elementos=80.76Kg

DIAGRAMA	CANTIDAD	DIAMETRO	LONGITUD	NOTAS
0.30 2.85 0.30	2	#6	3.45	(Total =4)
0.25 2.85 0.25	2	#5	3.35	(Total =4)
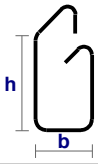 b=0.15 h=0.25 g=0.10	26	#3	1.00	(Total =52)

004 2017 EDUCACION TANQUE (INTERMEDIA)
LISTA REFUERZO VIGAS
ELEMENTO POR ELEMENTO

216/N+3.00 (Son 2) Peso/Elemento= 63.87Kg Peso 2 elementos=127.74Kg

DIAGRAMA	CANTIDAD	DIAMETRO	LONGITUD	NOTAS
0.30 2.90 0.30	6	#6	3.50	(Total =12)
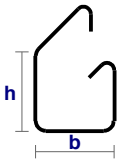 b=0.22 h=0.22 g=0.10	28	#3	1.08	(Total =56)

217/N+3.00 (Son 2) Peso/Elemento= 63.87Kg Peso 2 elementos=127.74Kg

DIAGRAMA	CANTIDAD	DIAMETRO	LONGITUD	NOTAS
0.30 2.90 0.30	6	#6	3.50	(Total =12)
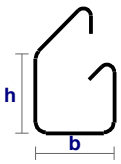 b=0.22 h=0.22 g=0.10	28	#3	1.08	(Total =56)

307/N+6.00 (Son 2) Peso/Elemento= 63.87Kg Peso 2 elementos=127.74Kg

DIAGRAMA	CANTIDAD	DIAMETRO	LONGITUD	NOTAS
0.30 2.90 0.30	6	#6	3.50	(Total =12)
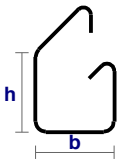 b=0.22 h=0.22 g=0.10	28	#3	1.08	(Total =56)

308/N+6.00 (Son 2) Peso/Elemento= 63.87Kg Peso 2 elementos=127.74Kg

DIAGRAMA	CANTIDAD	DIAMETRO	LONGITUD	NOTAS
0.30 2.90 0.30	6	#6	3.50	(Total =12)
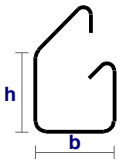 b=0.22 h=0.22 g=0.10	28	#3	1.08	(Total =56)

ZONA DE AMENAZA SISMICA INTERMEDIA

004 2017 EDUCACION MODULO 1A DMO
LISTA REFUERZO COLUMNAS
ELEMENTO POR ELEMENTO

C1 - DMO PERFIL E (Son 2) Peso/Elemento= 156.44Kg Peso 2 elementos=312.88Kg

DIAGRAMA	CANTIDAD	DIAMETRO	LONGITUD	NOTAS
0.30 4.33 0.25	4	#6	4.88	(Total =8)
0.35 4.33 0.30	4	#7	4.98	(Total =8)
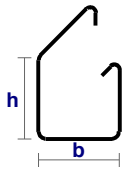 b=0.32 h=0.32 g=0.10	37	#3	1.48	(Total =74)
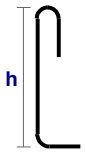 h=0.32 g=0.10	74	#3	0.52	(Total =148)

C2 - DMO PERFIL E (Son 2) Peso/Elemento= 125.64Kg Peso 2 elementos=251.28Kg

DIAGRAMA	CANTIDAD	DIAMETRO	LONGITUD	NOTAS
0.30 4.33 0.25	4	#6	4.88	(Total =8)
0.25 4.325 0.225	4	#5	4.80	(Total =8)
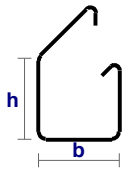 b=0.32 h=0.32 g=0.10	37	#3	1.48	(Total =74)
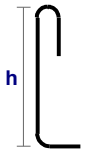 h=0.32 g=0.10	74	#3	0.52	(Total =148)

C3 - DMO PERFIL E (Es 1) Peso/Elemento= 139.47Kg

DIAGRAMA	CANTIDAD	DIAMETRO	LONGITUD	NOTAS
0.30 4.33 0.25	8	#6	4.88	

004 2017 EDUCACION MODULO 1A DMO
LISTA REFUERZO COLUMNAS
ELEMENTO POR ELEMENTO

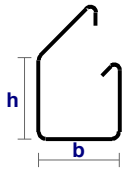	**b=0.32** **h=0.32** **g=0.10**	37	#3	1.48	
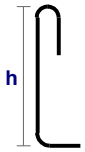	h=0.32 g=0.10	74	#3	0.52	

C4 - DMO PERFIL E (Es 1) Peso/Elemento= 125.64Kg

DIAGRAMA	CANTIDAD	DIAMETRO	LONGITUD	NOTAS
	4	#6	4.88	
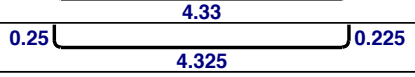	4	#5	4.80	
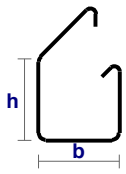 **b=0.32** **h=0.32** **g=0.10**	37	#3	1.48	
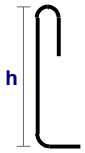 h=0.32 g=0.10	74	#3	0.52	

004 2017 EDUCACION MODULO 1A DMO
LISTA REFUERZO VIGAS
ELEMENTO POR ELEMENTO

101 (DMO E)/N-0.40 (Son 2) Peso/Elemento= 207.34Kg Peso 2 elementos=414.69Kg

DIAGRAMA	CANTIDAD	DIAMETRO	LONGITUD	NOTAS
0.25 5.00	3	#5	5.25	(Total =6)
0.30 7.70	3	#6	8.00	(Total =6)
0.25 5.85 0.25	3	#5	6.35	(Total =6)
0.30 5.85 0.30	3	#6	6.45	(Total =6)
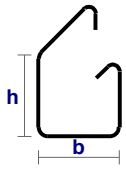 b=0.25 h=0.25 g=0.10	44	#3	1.20	(Total =88)
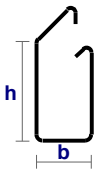 b=0.25 h=0.45 g=0.10	30	#3	1.60	(Total =60)

102 (DMO E)/N-0.40 (Son 3) Peso/Elemento= 125.01Kg Peso 3 elementos=375.02Kg

DIAGRAMA	CANTIDAD	DIAMETRO	LONGITUD	NOTAS
0.25 8.45 0.25	6	#5	8.95	(Total =18)
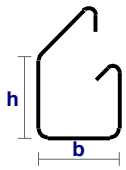 b=0.25 h=0.25 g=0.10	62	#3	1.20	(Total =186)

101 (DMO C,D)/N-0.40 (Son 2) Peso/Elemento= 207.34Kg Peso 2 elementos=414.69Kg

DIAGRAMA	CANTIDAD	DIAMETRO	LONGITUD	NOTAS
0.25 5.00	3	#5	5.25	(Total =6)
0.30 7.70	3	#6	8.00	(Total =6)
0.25 5.85 0.25	3	#5	6.35	(Total =6)
0.30 5.85 0.30	3	#6	6.45	(Total =6)

004 2017 EDUCACION MODULO 1A DMO
LISTA REFUERZO VIGAS
ELEMENTO POR ELEMENTO

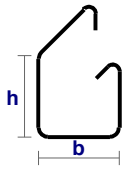 b=0.25 h=0.25 g=0.10	44	#3	1.20	(Total =88)
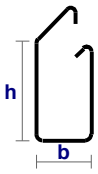 b=0.25 h=0.45 g=0.10	30	#3	1.60	(Total =60)

101 (DMO A,B)/N-0.40 (Son 2) Peso/Elemento= 207.34Kg Peso 2 elementos=414.69Kg

DIAGRAMA	CANTIDAD	DIAMETRO	LONGITUD	NOTAS
0.25 5.00	3	#5	5.25	(Total =6)
0.30 7.70	3	#6	8.00	(Total =6)
0.25 5.85 0.25	3	#5	6.35	(Total =6)
0.30 5.85 0.30	3	#6	6.45	(Total =6)
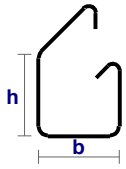 b=0.25 h=0.25 g=0.10	44	#3	1.20	(Total =88)
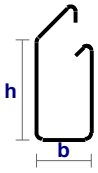 b=0.25 h=0.45 g=0.10	30	#3	1.60	(Total =60)

102 (DMO C,D)/N-0.40 (Son 3) Peso/Elemento= 125.01Kg Peso 3 elementos=375.02Kg

DIAGRAMA	CANTIDAD	DIAMETRO	LONGITUD	NOTAS
0.25 8.45 0.25	6	#5	8.95	(Total =18)

004 2017 EDUCACION MODULO 1A DMO
LISTA REFUERZO VIGAS
ELEMENTO POR ELEMENTO

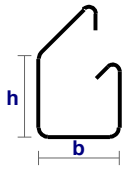 b=0.25 h=0.25 g=0.10	62	#3	1.20	(Total =186)

102 (DMO A,B)/N-0.40 (Son 3) Peso/Elemento= 125.01Kg Peso 3 elementos=375.02Kg

DIAGRAMA	CANTIDAD	DIAMETRO	LONGITUD	NOTAS
	6	#5	8.95	(Total =18)
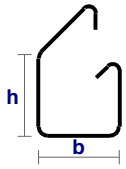 b=0.25 h=0.25 g=0.10	62	#3	1.20	(Total =186)

004 2017 EDUCACION MODULO 1A DMO
LISTA REFUERZO VIGAS
ELEMENTO POR ELEMENTO

201/N+3.25 (Es 1) Peso/Elemento= 203.27Kg

DIAGRAMA	CANTIDAD	DIAMETRO	LONGITUD	NOTAS
0.25 / 2.25	2	#5	2.50	
0.30 / 4.70	4	#6	5.00	
4.50	2	#6	4.50	
4.00	1	#5	4.00	
0.30 / 2.45	2	#6	2.75	
6.00	2	#6	6.00	
0.30 / 5.45	2	#6	5.75	
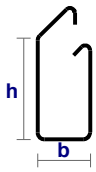 b=0.22 h=0.42 g=0.10	72	#3	1.48	

201A/N+3.25 (Es 1) Peso/Elemento= 189.30Kg

DIAGRAMA	CANTIDAD	DIAMETRO	LONGITUD	NOTAS
0.30 / 4.70	4	#6	5.00	
4.50	2	#6	4.50	
0.30 / 2.45	2	#6	2.75	
6.00	2	#6	6.00	
0.30 / 5.45	2	#6	5.75	
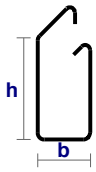 b=0.22 h=0.42 g=0.10	72	#3	1.48	

202/N+3.25 (Son 2) Peso/Elemento= 180.11Kg Peso 2 elementos=360.22Kg

DIAGRAMA	CANTIDAD	DIAMETRO	LONGITUD	NOTAS
0.30 / 5.70	2	#6	6.00	(Total =4)
0.30 / 4.70	3	#6	5.00	(Total =6)

004 2017 EDUCACION MODULO 1A DMO
LISTA REFUERZO VIGAS
ELEMENTO POR ELEMENTO

0.30 / 6.20	2	#6	6.50	(Total =4)
0.30 / 7.20	2	#6	7.50	(Total =4)
h, b; b=0.22 h=0.42 g=0.10	69	#3	1.48	(Total =138)

203/N+3.25 (Es 1) Peso/Elemento= 218.14Kg

DIAGRAMA	CANTIDAD	DIAMETRO	LONGITUD	NOTAS
0.40 / 5.60	3	#8	6.00	
0.30 / 6.95	2	#6	7.25	
0.25 / 4.75	3	#5	5.00	
0.25 / 7.00	3	#5	7.25	
h, b; b=0.22 h=0.42 g=0.10	69	#3	1.48	

VT 1/N+3.25 (Es 1) Peso/Elemento= 132.31Kg

DIAGRAMA	CANTIDAD	DIAMETRO	LONGITUD	NOTAS
0.25 / 3.75	2	#5	4.00	
0.25 / 8.75	2	#5	9.00	
0.25 / 7.25	2	#5	7.50	
0.25 / 5.25	2	#5	5.50	
h, b; b=0.12 h=0.42 g=0.10	72	#3	1.28	

004 2017 EDUCACION MODULO 1B DMO
LISTA REFUERZO COLUMNAS
ELEMENTO POR ELEMENTO

C5 - DMO PERFIL E (Son 4) Peso/Elemento= 132.70Kg Peso 4 elementos=530.78Kg

DIAGRAMA	CANTIDAD	DIAMETRO	LONGITUD	NOTAS
	4	#6	4.88	(Total =16)
	4	#5	4.80	(Total =16)
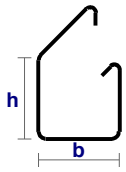 **b=0.32** **h=0.32** **g=0.10**	42	#3	1.48	(Total =168)
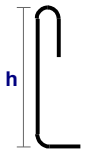 h=0.32 g=0.10	84	#3	0.52	(Total =336)

004 2017 EDUCACION MODULO 1B DMO
LISTA REFUERZO VIGAS
ELEMENTO POR ELEMENTO

104 (DMO A,B)/N-0.40 (Son 2) Peso/Elemento= 125.47Kg Peso 2 elementos=250.94Kg

DIAGRAMA	CANTIDAD	DIAMETRO	LONGITUD	NOTAS
0.25 8.50 0.25	6	#5	9.00	(Total =12)
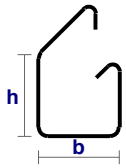 b=0.25 h=0.25 g=0.10	62	#3	1.20	(Total =124)

103 (DMO A,B)/N-0.40 (Son 2) Peso/Elemento= 103.99Kg Peso 2 elementos=207.98Kg

DIAGRAMA	CANTIDAD	DIAMETRO	LONGITUD	NOTAS
0.30 5.15 0.30	6	#6	5.75	(Total =12)
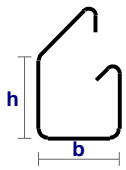 b=0.25 h=0.25 g=0.10	40	#3	1.20	(Total =80)

104 (DMO C,D)/N-0.40 (Son 2) Peso/Elemento= 125.47Kg Peso 2 elementos=250.94Kg

DIAGRAMA	CANTIDAD	DIAMETRO	LONGITUD	NOTAS
0.25 8.50 0.25	6	#5	9.00	(Total =12)
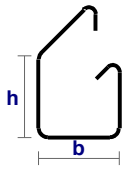 b=0.25 h=0.25 g=0.10	62	#3	1.20	(Total =124)

104 (DMO E)/N-0.40 (Son 2) Peso/Elemento= 125.47Kg Peso 2 elementos=250.94Kg

DIAGRAMA	CANTIDAD	DIAMETRO	LONGITUD	NOTAS
0.25 8.50 0.25	6	#5	9.00	(Total =12)
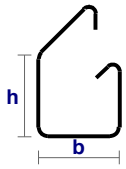 b=0.25 h=0.25 g=0.10	62	#3	1.20	(Total =124)

004 2017 EDUCACION MODULO 1B DMO
LISTA REFUERZO VIGAS
ELEMENTO POR ELEMENTO

103 (DMO C,D)/N-0.40 (Son 2) Peso/Elemento= 103.99Kg Peso 2 elementos=207.98Kg

DIAGRAMA	CANTIDAD	DIAMETRO	LONGITUD	NOTAS
0.30 5.15 0.30	6	#6	5.75	(Total =12)
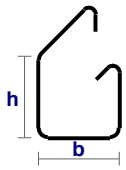 b=0.25 h=0.25 g=0.10	40	#3	1.20	(Total =80)

103 (DMO E)/N-0.40 (Son 2) Peso/Elemento= 133.65Kg Peso 2 elementos=267.31Kg

DIAGRAMA	CANTIDAD	DIAMETRO	LONGITUD	NOTAS
0.35 5.15 0.35	6	#7	5.85	(Total =12)
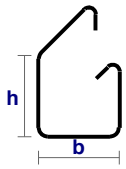 b=0.25 h=0.25 g=0.10	40	#3	1.20	(Total =80)

004 2017 EDUCACION MODULO 1B DMO
LISTA REFUERZO VIGAS
ELEMENTO POR ELEMENTO

204/N+3.25 (Son 2) Peso/Elemento= 121.93Kg Peso 2 elementos=243.87Kg

DIAGRAMA	CANTIDAD	DIAMETRO	LONGITUD	NOTAS
0.25 8.50 0.25	6	#5	9.00	(Total =12)
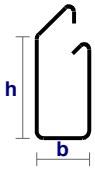 b=0.22 h=0.42 g=0.10	46	#3	1.48	(Total =92)

204A/N+3.25 (Es 1) Peso/Elemento= 169.52Kg

DIAGRAMA	CANTIDAD	DIAMETRO	LONGITUD	NOTAS
0.25 8.50 0.25	3	#5	9.00	
0.25 2.50	6	#5	2.75	
7.00	3	#7	7.00	
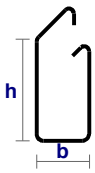 b=0.22 h=0.42 g=0.10	46	#3	1.48	

205/N+3.25 (Son 2) Peso/Elemento= 77.94Kg Peso 2 elementos=155.88Kg

DIAGRAMA	CANTIDAD	DIAMETRO	LONGITUD	NOTAS
0.25 5.20 0.25	6	#5	5.70	(Total =12)
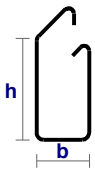 b=0.22 h=0.42 g=0.10	30	#3	1.48	(Total =60)

004 2017 EDUCACION MODULO 2A DMO
LISTA REFUERZO COLUMNAS
ELEMENTO POR ELEMENTO

C6 - DMO PERFIL E (Son 2) Peso/Elemento= 265.52Kg Peso 2 elementos=531.04Kg

DIAGRAMA	CANTIDAD	DIAMETRO	LONGITUD	NOTAS
0.35 4.33 0.30	12	#7	4.98	(Total =24)
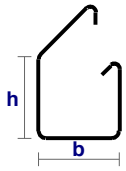 **b=0.32 h=0.32 g=0.10**	42	#3	1.48	(Total =84)
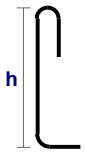 h=0.32 g=0.10	168	#3	0.52	(Total =336)

C7 - DMO PERFIL E (Son 2) Peso/Elemento= 180.46Kg Peso 2 elementos=360.93Kg

DIAGRAMA	CANTIDAD	DIAMETRO	LONGITUD	NOTAS
0.35 4.33 0.30	8	#7	4.98	(Total =16)
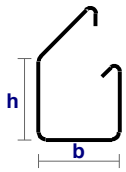 **b=0.32 h=0.32 g=0.10**	42	#3	1.48	(Total =84)
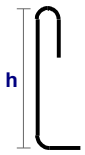 h=0.32 g=0.10	84	#3	0.52	(Total =168)

C8 - DMO PERFIL E (Es 1) Peso/Elemento= 173.13Kg

DIAGRAMA	CANTIDAD	DIAMETRO	LONGITUD	NOTAS
0.25 4.325 0.225	12	#5	4.80	

004 2017 EDUCACION MODULO 2A DMO
LISTA REFUERZO COLUMNAS
ELEMENTO POR ELEMENTO

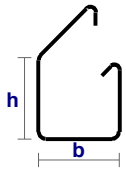 **b=0.32** **h=0.32** **g=0.10**	42	#3	1.48	
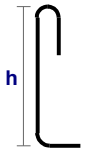 h=0.32 g=0.10	168	#3	0.52	

C9 - DMO PERFIL E (Es 1) Peso/Elemento= 146.52Kg

DIAGRAMA	CANTIDAD	DIAMETRO	LONGITUD	NOTAS
	8	#6	4.88	
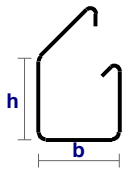 **b=0.32** **h=0.32** **g=0.10**	42	#3	1.48	
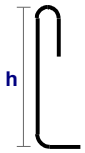 h=0.32 g=0.10	84	#3	0.52	

004 2017 EDUCACION MODULO 2A DMO
LISTA REFUERZO VIGAS
ELEMENTO POR ELEMENTO

106 (DMO A,B)/N-0.40 (Son 2) Peso/Elemento= 257.66Kg Peso 2 elementos=515.32Kg

DIAGRAMA	CANTIDAD	DIAMETRO	LONGITUD	NOTAS
0.30 5.70	4	#6	6.00	(Total =8)
7.50	2	#6	7.50	(Total =4)
0.30 6.70	4	#6	7.00	(Total =8)
5.50	2	#6	5.50	(Total =4)
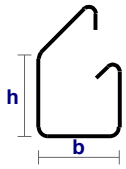 b=0.25 h=0.25 g=0.10	124	#3	1.20	(Total =248)

107 (DMO A,B)/N-0.40 (Son 3) Peso/Elemento= 125.01Kg Peso 3 elementos=375.02Kg

DIAGRAMA	CANTIDAD	DIAMETRO	LONGITUD	NOTAS
0.25 8.45 0.25	6	#5	8.95	(Total =18)
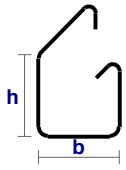 b=0.25 h=0.25 g=0.10	62	#3	1.20	(Total =186)

106 (DMO C,D)/N-0.40 (Son 2) Peso/Elemento= 257.66Kg Peso 2 elementos=515.32Kg

DIAGRAMA	CANTIDAD	DIAMETRO	LONGITUD	NOTAS
0.30 5.70	4	#6	6.00	(Total =8)
7.50	2	#6	7.50	(Total =4)
0.30 6.70	4	#6	7.00	(Total =8)
5.50	2	#6	5.50	(Total =4)
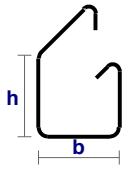 b=0.25 h=0.25 g=0.10	124	#3	1.20	(Total =248)

106 (DMO E)/N-0.40 (Son 2) Peso/Elemento= 257.66Kg Peso 2 elementos=515.32Kg

DIAGRAMA	CANTIDAD	DIAMETRO	LONGITUD	NOTAS

004 2017 EDUCACION MODULO 2A DMO
LISTA REFUERZO VIGAS
ELEMENTO POR ELEMENTO

0.30 5.70	4	#6	6.00	(Total =8)
7.50	2	#6	7.50	(Total =4)
0.30 6.70	4	#6	7.00	(Total =8)
5.50	2	#6	5.50	(Total =4)
h b b=0.25 h=0.25 g=0.10	124	#3	1.20	(Total =248)

107 (DMO C,D)/N-0.40 (Son 3) Peso/Elemento= 125.01Kg Peso 3 elementos=375.02Kg

DIAGRAMA	CANTIDAD	DIAMETRO	LONGITUD	NOTAS
0.25 8.45 0.25	6	#5	8.95	(Total =18)
h b b=0.25 h=0.25 g=0.10	62	#3	1.20	(Total =186)

107 (DMO E)/N-0.40 (Son 3) Peso/Elemento= 125.01Kg Peso 3 elementos=375.02Kg

DIAGRAMA	CANTIDAD	DIAMETRO	LONGITUD	NOTAS
0.25 8.45 0.25	6	#5	8.95	(Total =18)
h b b=0.25 h=0.25 g=0.10	62	#3	1.20	(Total =186)

004 2017 EDUCACION MODULO 2A DMO
LISTA REFUERZO VIGAS
ELEMENTO POR ELEMENTO

206/N+3.25 (Es 1) Peso/Elemento= 370.30Kg

DIAGRAMA	CANTIDAD	DIAMETRO	LONGITUD	NOTAS
0.30 / 5.45	4	#6	5.75	
0.30 / 2.70	2	#6	3.00	
9.00	2	#7	9.00	
6.00	1	#8	6.00	
0.30 / 7.20	6	#6	7.50	
4.50	3	#6	4.50	
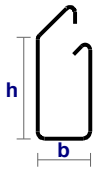 b=0.22 h=0.42 g=0.10	116	#3	1.48	

206A/N+3.25 (Es 1) Peso/Elemento= 250.58Kg

DIAGRAMA	CANTIDAD	DIAMETRO	LONGITUD	NOTAS
0.30 / 5.70	4	#6	6.00	
7.50	2	#6	7.50	
0.30 / 6.70	4	#6	7.00	
5.50	2	#6	5.50	
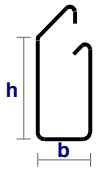 b=0.22 h=0.42 g=0.10	92	#3	1.48	

207/N+3.25 (Son 2) Peso/Elemento= 207.20Kg Peso 2 elementos=414.41Kg

DIAGRAMA	CANTIDAD	DIAMETRO	LONGITUD	NOTAS
0.35 / 5.65	3	#7	6.00	(Total =6)
0.25 / 6.75	3	#5	7.00	(Total =6)
0.25 / 8.75	3	#5	9.00	(Total =6)
0.25 / 3.00	3	#5	3.25	(Total =6)

004 2017 EDUCACION MODULO 2A DMO
LISTA REFUERZO VIGAS
ELEMENTO POR ELEMENTO

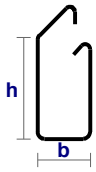 **b=0.22 h=0.42 g=0.10**	67	#3	1.48	(Total =134)
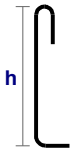 h=0.42 g=0.10	21	#3	0.62	(Total =42)

207A/N+3.25 (Es 1) Peso/Elemento= 289.69Kg

DIAGRAMA	CANTIDAD	DIAMETRO	LONGITUD	NOTAS
	3	#8	6.00	
	3	#7	5.50	
	3	#5	7.00	
	1	#7	5.00	
	2	#6	4.50	
	3	#5	8.00	
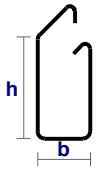 **b=0.22 h=0.42 g=0.10**	67	#3	1.48	
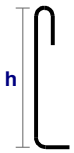 h=0.42 g=0.10	21	#3	0.62	

VT 2/N+3.25 (Es 1) Peso/Elemento= 234.62Kg

DIAGRAMA	CANTIDAD	DIAMETRO	LONGITUD	NOTAS
	4	#5	7.25	
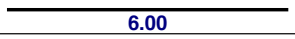	2	#7	6.00	

004 2017 EDUCACION MODULO 2A DMO
LISTA REFUERZO VIGAS
ELEMENTO POR ELEMENTO

	2	#6	2.75	
	2	#6	9.00	
	2	#6	7.75	
b=0.12 h=0.42 g=0.10	92	#3	1.28	

004 2017 EDUCACION MODULO 2B DMO
LISTA REFUERZO COLUMNAS
ELEMENTO POR ELEMENTO

C10 - DMO PERFIL E (Son 2) Peso/Elemento= 265.52Kg Peso 2 elementos=531.04Kg

DIAGRAMA	CANTIDAD	DIAMETRO	LONGITUD	NOTAS
0.35 4.33 0.30	12	#7	4.98	(Total =24)
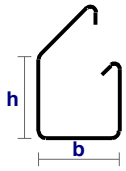 b=0.32 h=0.32 g=0.10	42	#3	1.48	(Total =84)
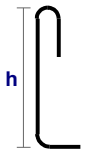 h=0.32 g=0.10	168	#3	0.52	(Total =336)

C11 - DMO PERFIL E (Son 2) Peso/Elemento= 146.52Kg Peso 2 elementos=293.05Kg

DIAGRAMA	CANTIDAD	DIAMETRO	LONGITUD	NOTAS
0.30 4.33 0.25	8	#6	4.88	(Total =16)
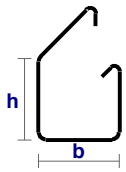 b=0.32 h=0.32 g=0.10	42	#3	1.48	(Total =84)
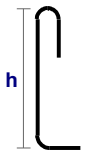 h=0.32 g=0.10	84	#3	0.52	(Total =168)

004 2017 EDUCACION MODULO 2B DMO
LISTA REFUERZO VIGAS
ELEMENTO POR ELEMENTO

107 (DMO A,B)/N-0.40 (Son 2) Peso/Elemento= 125.47Kg Peso 2 elementos=250.94Kg

DIAGRAMA	CANTIDAD	DIAMETRO	LONGITUD	NOTAS
0.25 8.50 0.25	6	#5	9.00	(Total =12)
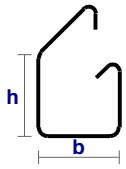 b=0.25 h=0.25 g=0.10	62	#3	1.20	(Total =124)

107 (DMO C,D)/N-0.40 (Son 2) Peso/Elemento= 125.47Kg Peso 2 elementos=250.94Kg

DIAGRAMA	CANTIDAD	DIAMETRO	LONGITUD	NOTAS
0.25 8.50 0.25	6	#5	9.00	(Total =12)
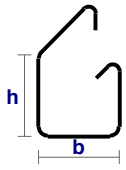 b=0.25 h=0.25 g=0.10	62	#3	1.20	(Total =124)

107 (DMO E)/N-0.40 (Son 2) Peso/Elemento= 125.47Kg Peso 2 elementos=250.94Kg

DIAGRAMA	CANTIDAD	DIAMETRO	LONGITUD	NOTAS
0.25 8.50 0.25	6	#5	9.00	(Total =12)
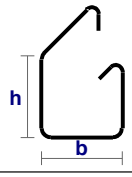 b=0.25 h=0.25 g=0.10	62	#3	1.20	(Total =124)

108 (DMO A,B)/N-0.40 (Son 2) Peso/Elemento= 125.47Kg Peso 2 elementos=250.94Kg

DIAGRAMA	CANTIDAD	DIAMETRO	LONGITUD	NOTAS
0.25 8.50 0.25	6	#5	9.00	(Total =12)
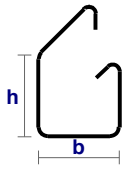 b=0.25 h=0.25 g=0.10	62	#3	1.20	(Total =124)

004 2017 EDUCACION MODULO 2B DMO
LISTA REFUERZO VIGAS
ELEMENTO POR ELEMENTO

108 (DMO C,D)/N-0.40 (Son 2) Peso/Elemento= 125.47Kg Peso 2 elementos=250.94Kg

DIAGRAMA	CANTIDAD	DIAMETRO	LONGITUD	NOTAS
0.25 8.50 0.25	6	#5	9.00	(Total =12)
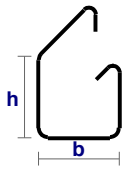 b=0.25 h=0.25 g=0.10	62	#3	1.20	(Total =124)

108 (DMO E)/N-0.40 (Son 2) Peso/Elemento= 125.47Kg Peso 2 elementos=250.94Kg

DIAGRAMA	CANTIDAD	DIAMETRO	LONGITUD	NOTAS
0.25 8.50 0.25	6	#5	9.00	(Total =12)
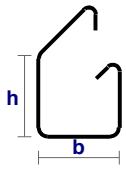 b=0.25 h=0.25 g=0.10	62	#3	1.20	(Total =124)

004 2017 EDUCACION MODULO 2B DMO
LISTA REFUERZO VIGAS
ELEMENTO POR ELEMENTO

208/N+3.25 (Es 1) Peso/Elemento= 143.13Kg

DIAGRAMA	CANTIDAD	DIAMETRO	LONGITUD	NOTAS
0.25 8.50 0.25	4	#5	9.00	
0.30 3.95	2	#6	4.25	
0.30 5.70	2	#6	6.00	
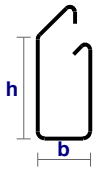 b=0.22 h=0.42 g=0.10	50	#3	1.48	

208A/N+3.25 (Es 1) Peso/Elemento= 121.93Kg

DIAGRAMA	CANTIDAD	DIAMETRO	LONGITUD	NOTAS
0.25 8.50 0.25	6	#5	9.00	
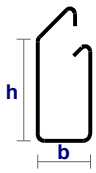 b=0.22 h=0.42 g=0.10	46	#3	1.48	

209/N+3.25 (Son 2) Peso/Elemento= 207.20Kg Peso 2 elementos=414.41Kg

DIAGRAMA	CANTIDAD	DIAMETRO	LONGITUD	NOTAS
0.35 5.65	3	#7	6.00	(Total =6)
0.25 6.75	3	#5	7.00	(Total =6)
0.25 4.00	3	#5	4.25	(Total =6)
0.25 7.75	3	#5	8.00	(Total =6)
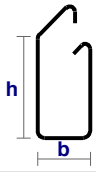 b=0.22 h=0.42 g=0.10	67	#3	1.48	(Total =134)

004 2017 EDUCACION MODULO 2B DMO
LISTA REFUERZO VIGAS
ELEMENTO POR ELEMENTO

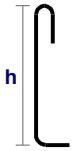 **h=0.42** **g=0.10**	21	#3	0.62	(Total =42)

VT 3/N+3.25 (Es 1) Peso/Elemento= 100.83Kg

DIAGRAMA	CANTIDAD	DIAMETRO	LONGITUD	NOTAS
	2	#5	8.90	
	2	#6	9.00	
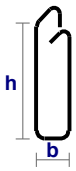 **b=0.12** **h=0.42** **g=0.10**	46	#3	1.28	

004 2017 EDUCACION MODULO 3 DMO
LISTA REFUERZO COLUMNAS
ELEMENTO POR ELEMENTO

C12 - DMO PERFIL E (Son 2) Peso/Elemento= 265.52Kg Peso 2 elementos=531.04Kg

DIAGRAMA	CANTIDAD	DIAMETRO	LONGITUD	NOTAS
	12	#7	4.98	(Total =24)
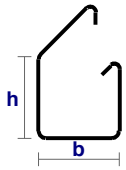 **b=0.32** **h=0.32** **g=0.10**	42	#3	1.48	(Total =84)
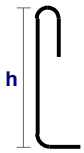 h=0.32 g=0.10	168	#3	0.52	(Total =336)

C13 - DMO PERFIL E (Son 2) Peso/Elemento= 146.52Kg Peso 2 elementos=293.05Kg

DIAGRAMA	CANTIDAD	DIAMETRO	LONGITUD	NOTAS
	8	#6	4.88	(Total =16)
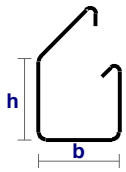 **b=0.32** **h=0.32** **g=0.10**	42	#3	1.48	(Total =84)
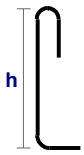 h=0.32 g=0.10	84	#3	0.52	(Total =168)

004 2017 EDUCACION MODULO 3 DMO
LISTA REFUERZO VIGAS
ELEMENTO POR ELEMENTO

109 (DMO A,B)/N-0.40 (Son 2) Peso/Elemento= 125.47Kg Peso 2 elementos=250.94Kg

DIAGRAMA	CANTIDAD	DIAMETRO	LONGITUD	NOTAS
0.25 8.50 0.25	6	#5	9.00	(Total =12)
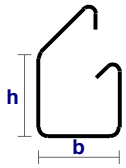 b=0.25 h=0.25 g=0.10	62	#3	1.20	(Total =124)

109 (DMO C,D)/N-0.40 (Son 2) Peso/Elemento= 125.47Kg Peso 2 elementos=250.94Kg

DIAGRAMA	CANTIDAD	DIAMETRO	LONGITUD	NOTAS
0.25 8.50 0.25	6	#5	9.00	(Total =12)
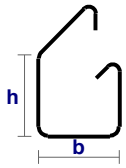 b=0.25 h=0.25 g=0.10	62	#3	1.20	(Total =124)

109 (DMO E)/N-0.40 (Son 2) Peso/Elemento= 125.47Kg Peso 2 elementos=250.94Kg

DIAGRAMA	CANTIDAD	DIAMETRO	LONGITUD	NOTAS
0.25 8.50 0.25	6	#5	9.00	(Total =12)
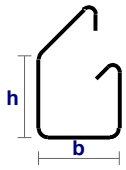 b=0.25 h=0.25 g=0.10	62	#3	1.20	(Total =124)

110 (DMO A,B)/N-0.40 (Son 2) Peso/Elemento= 125.47Kg Peso 2 elementos=250.94Kg

DIAGRAMA	CANTIDAD	DIAMETRO	LONGITUD	NOTAS
0.25 8.50 0.25	6	#5	9.00	(Total =12)
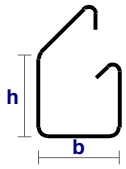 b=0.25 h=0.25 g=0.10	62	#3	1.20	(Total =124)

004 2017 EDUCACION MODULO 3 DMO
LISTA REFUERZO VIGAS
ELEMENTO POR ELEMENTO

110 (DMO C,D)/N-0.40 (Son 2) Peso/Elemento= 125.47Kg Peso 2 elementos=250.94Kg

DIAGRAMA	CANTIDAD	DIAMETRO	LONGITUD	NOTAS
0.25 8.50 0.25	6	#5	9.00	(Total =12)
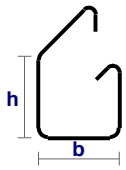 b=0.25 h=0.25 g=0.10	62	#3	1.20	(Total =124)

110 (DMO E)/N-0.40 (Son 2) Peso/Elemento= 125.47Kg Peso 2 elementos=250.94Kg

DIAGRAMA	CANTIDAD	DIAMETRO	LONGITUD	NOTAS
0.25 8.50 0.25	6	#5	9.00	(Total =12)
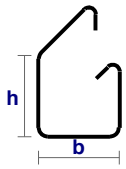 b=0.25 h=0.25 g=0.10	62	#3	1.20	(Total =124)

004 2017 EDUCACION MODULO 3 DMO
LISTA REFUERZO VIGAS
ELEMENTO POR ELEMENTO

210/N+3.25 (Es 1) Peso/Elemento= 143.13Kg

DIAGRAMA	CANTIDAD	DIAMETRO	LONGITUD	NOTAS
0.25 8.50 0.25	4	#5	9.00	
0.30 3.95	2	#6	4.25	
0.30 5.70	2	#6	6.00	
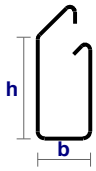 b=0.22 h=0.42 g=0.10	50	#3	1.48	

210A/N+3.25 (Es 1) Peso/Elemento= 121.93Kg

DIAGRAMA	CANTIDAD	DIAMETRO	LONGITUD	NOTAS
0.25 8.50 0.25	6	#5	9.00	
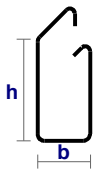 b=0.22 h=0.42 g=0.10	46	#3	1.48	

211/N+3.25 (Son 2) Peso/Elemento= 207.20Kg Peso 2 elementos=414.41Kg

DIAGRAMA	CANTIDAD	DIAMETRO	LONGITUD	NOTAS
0.35 5.65	3	#7	6.00	(Total =6)
0.25 6.75	3	#5	7.00	(Total =6)
0.25 4.00	3	#5	4.25	(Total =6)
0.25 7.75	3	#5	8.00	(Total =6)
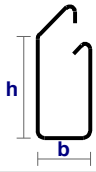 b=0.22 h=0.42 g=0.10	67	#3	1.48	(Total =134)

004 2017 EDUCACION MODULO 3 DMO
LISTA REFUERZO VIGAS
ELEMENTO POR ELEMENTO

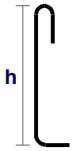 **h=0.42** **g=0.10**	21	#3	0.62	(Total =42)

VT 4/N+3.25 (Es 1) Peso/Elemento= 100.83Kg

DIAGRAMA	CANTIDAD	DIAMETRO	LONGITUD	NOTAS
	2	#5	8.90	
	2	#6	9.00	
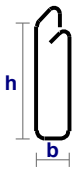 **b=0.12** **h=0.42** **g=0.10**	46	#3	1.28	

004 2017 EDUCACION MODULO 4A DMO
LISTA REFUERZO COLUMNAS
ELEMENTO POR ELEMENTO

C14 - DMO PERFIL E (Son 2) Peso/Elemento= 200.78Kg Peso 2 elementos=401.57Kg

DIAGRAMA	CANTIDAD	DIAMETRO	LONGITUD	NOTAS
0.30 4.33 0.25	8	#6	4.88	(Total =16)
0.25 4.325 0.225	4	#5	4.80	(Total =8)
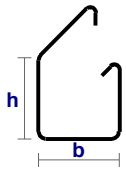 **b=0.32 h=0.32 g=0.10**	42	#3	1.48	(Total =84)
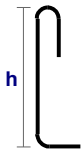 h=0.32 g=0.10	168	#3	0.52	(Total =336)

C15 - DMO PERFIL E (Son 2) Peso/Elemento= 146.52Kg Peso 2 elementos=293.05Kg

DIAGRAMA	CANTIDAD	DIAMETRO	LONGITUD	NOTAS
0.30 4.33 0.25	8	#6	4.88	(Total =16)
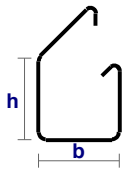 **b=0.32 h=0.32 g=0.10**	42	#3	1.48	(Total =84)
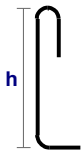 h=0.32 g=0.10	84	#3	0.52	(Total =168)

004 2017 EDUCACION MODULO 4A DMO
LISTA REFUERZO VIGAS
ELEMENTO POR ELEMENTO

111 (DMO A,B)/N-0.40 (Son 2) Peso/Elemento= 125.47Kg Peso 2 elementos=250.94Kg

DIAGRAMA	CANTIDAD	DIAMETRO	LONGITUD	NOTAS
0.25 8.50 0.25	6	#5	9.00	(Total =12)
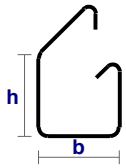 b=0.25 h=0.25 g=0.10	62	#3	1.20	(Total =124)

112 (DMO A,B)/N-0.40 (Son 2) Peso/Elemento= 104.32Kg Peso 2 elementos=208.64Kg

DIAGRAMA	CANTIDAD	DIAMETRO	LONGITUD	NOTAS
0.25 6.95 0.25	6	#5	7.45	(Total =12)
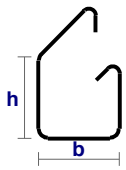 b=0.25 h=0.25 g=0.10	52	#3	1.20	(Total =104)

111 (DMO C,D)/N-0.40 (Son 2) Peso/Elemento= 125.47Kg Peso 2 elementos=250.94Kg

DIAGRAMA	CANTIDAD	DIAMETRO	LONGITUD	NOTAS
0.25 8.50 0.25	6	#5	9.00	(Total =12)
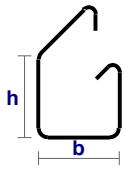 b=0.25 h=0.25 g=0.10	62	#3	1.20	(Total =124)

111 (DMO E)/N-0.40 (Son 2) Peso/Elemento= 125.47Kg Peso 2 elementos=250.94Kg

DIAGRAMA	CANTIDAD	DIAMETRO	LONGITUD	NOTAS
0.25 8.50 0.25	6	#5	9.00	(Total =12)
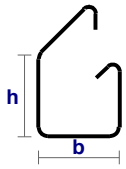 b=0.25 h=0.25 g=0.10	62	#3	1.20	(Total =124)

004 2017 EDUCACION MODULO 4A DMO
LISTA REFUERZO VIGAS
ELEMENTO POR ELEMENTO

112 (DMO C,D)/N-0.40 (Son 2) Peso/Elemento= 104.32Kg Peso 2 elementos=208.64Kg

DIAGRAMA	CANTIDAD	DIAMETRO	LONGITUD	NOTAS
0.25 6.95 0.25	6	#5	7.45	(Total =12)
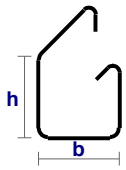 b=0.25 h=0.25 g=0.10	52	#3	1.20	(Total =104)

112 (DMO E)/N-0.40 (Son 2) Peso/Elemento= 104.32Kg Peso 2 elementos=208.64Kg

DIAGRAMA	CANTIDAD	DIAMETRO	LONGITUD	NOTAS
0.25 6.95 0.25	6	#5	7.45	(Total =12)
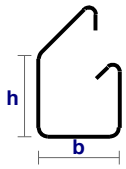 b=0.25 h=0.25 g=0.10	52	#3	1.20	(Total =104)

004 2017 EDUCACION MODULO 4A DMO
LISTA REFUERZO VIGAS
ELEMENTO POR ELEMENTO

212/N+3.25 (Es 1) Peso/Elemento= 136.92Kg

DIAGRAMA	CANTIDAD	DIAMETRO	LONGITUD	NOTAS
0.30 / 5.70	2	#6	6.00	
0.25 / 2.25	2	#5	2.50	
0.30 / 3.95	2	#6	4.25	
0.25 / 8.50 / 0.25	3	#5	9.00	
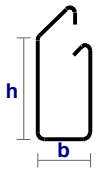 b=0.22 h=0.42 g=0.10	50	#3	1.48	

212A/N+3.25 (Es 1) Peso/Elemento= 121.93Kg

DIAGRAMA	CANTIDAD	DIAMETRO	LONGITUD	NOTAS
0.25 / 8.50 / 0.25	6	#5	9.00	
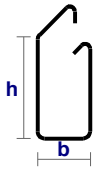 b=0.22 h=0.42 g=0.10	46	#3	1.48	

213/N+3.25 (Son 2) Peso/Elemento= 174.59Kg Peso 2 elementos=349.19Kg

DIAGRAMA	CANTIDAD	DIAMETRO	LONGITUD	NOTAS
0.30 / 5.70	2	#6	6.00	(Total =4)
0.35 / 5.65	1	#7	6.00	(Total =2)
0.25 / 4.75	3	#5	5.00	(Total =6)
0.25 / 7.75	3	#5	8.00	(Total =6)
0.25 / 2.50	3	#5	2.75	(Total =6)
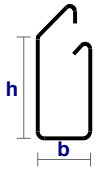 b=0.22 h=0.42 g=0.10	59	#3	1.48	(Total =118)

004 2017 EDUCACION MODULO 4A DMO
LISTA REFUERZO VIGAS
ELEMENTO POR ELEMENTO

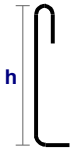 **h=0.42** **g=0.10**	21	#3	0.62	(Total =42)

VT 5/N+3.25 (Es 1) Peso/Elemento= 100.83Kg

DIAGRAMA	CANTIDAD	DIAMETRO	LONGITUD	NOTAS
	2	#5	8.90	
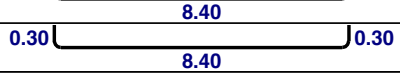	2	#6	9.00	
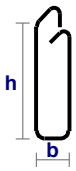 **b=0.12** **h=0.42** **g=0.10**	46	#3	1.28	

004 2017 EDUCACION MODULO 4B DMO
LISTA REFUERZO COLUMNAS
ELEMENTO POR ELEMENTO

C16 - DMO PERFIL E (Son 2) Peso/Elemento= 162.02Kg Peso 2 elementos=324.03Kg

DIAGRAMA	CANTIDAD	DIAMETRO	LONGITUD	NOTAS
0.25 4.325 0.225	8	#5	4.80	(Total =16)
0.20 4.325 0.175	4	#4	4.70	(Total =8)
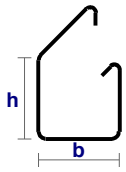 b=0.32 h=0.32 g=0.10	42	#3	1.48	(Total =84)
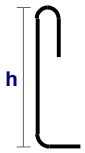 h=0.32 g=0.10	168	#3	0.52	(Total =336)

C17 - DMO PERFIL E (Son 2) Peso/Elemento= 118.87Kg Peso 2 elementos=237.73Kg

DIAGRAMA	CANTIDAD	DIAMETRO	LONGITUD	NOTAS
0.25 4.325 0.225	8	#5	4.80	(Total =16)
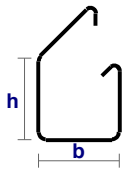 b=0.32 h=0.32 g=0.10	42	#3	1.48	(Total =84)
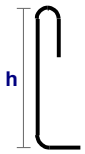 h=0.32 g=0.10	84	#3	0.52	(Total =168)

004 2017 EDUCACION MODULO 4B DMO
LISTA REFUERZO VIGAS
ELEMENTO POR ELEMENTO

113 (DMO E)/N-0.40 (Son 2) Peso/Elemento= 85.03Kg Peso 2 elementos=170.05Kg

DIAGRAMA	CANTIDAD	DIAMETRO	LONGITUD	NOTAS
0.25 5.60 0.25	6	#5	6.10	(Total =12)
h b b=0.25 h=0.25 g=0.10	42	#3	1.20	(Total =84)

114 (DMO A,B)/N-0.40 (Son 2) Peso/Elemento= 91.91Kg Peso 2 elementos=183.81Kg

DIAGRAMA	CANTIDAD	DIAMETRO	LONGITUD	NOTAS
0.25 6.05 0.25	6	#5	6.55	(Total =12)
h b b=0.25 h=0.25 g=0.10	46	#3	1.20	(Total =92)

113 (DMO C,D)/N-0.40 (Son 2) Peso/Elemento= 85.03Kg Peso 2 elementos=170.05Kg

DIAGRAMA	CANTIDAD	DIAMETRO	LONGITUD	NOTAS
0.25 5.60 0.25	6	#5	6.10	(Total =12)
h b b=0.25 h=0.25 g=0.10	42	#3	1.20	(Total =84)

113 (DMO A,B)/N-0.40 (Son 2) Peso/Elemento= 85.03Kg Peso 2 elementos=170.05Kg

DIAGRAMA	CANTIDAD	DIAMETRO	LONGITUD	NOTAS
0.25 5.60 0.25	6	#5	6.10	(Total =12)
h b b=0.25 h=0.25 g=0.10	42	#3	1.20	(Total =84)

004 2017 EDUCACION MODULO 4B DMO
LISTA REFUERZO VIGAS
ELEMENTO POR ELEMENTO

114 (DMO C,D)/N-0.40 (Son 2) Peso/Elemento= 91.91Kg Peso 2 elementos=183.81Kg

DIAGRAMA	CANTIDAD	DIAMETRO	LONGITUD	NOTAS
0.25 6.05 0.25	6	#5	6.55	(Total =12)
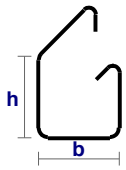 b=0.25 h=0.25 g=0.10	46	#3	1.20	(Total =92)

114 (DMO E)/N-0.40 (Son 2) Peso/Elemento= 91.91Kg Peso 2 elementos=183.81Kg

DIAGRAMA	CANTIDAD	DIAMETRO	LONGITUD	NOTAS
0.25 6.05 0.25	6	#5	6.55	(Total =12)
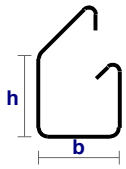 b=0.25 h=0.25 g=0.10	46	#3	1.20	(Total =92)

004 2017 EDUCACION MODULO 4B DMO
LISTA REFUERZO VIGAS
ELEMENTO POR ELEMENTO

214/N+3.25 (Es 1) Peso/Elemento= 72.09Kg

DIAGRAMA	CANTIDAD	DIAMETRO	LONGITUD	NOTAS
0.25 5.60 0.25	4	#5	6.10	
0.25 2.00	2	#5	2.25	
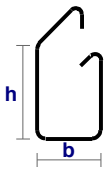 b=0.22 h=0.32 g=0.10	38	#3	1.28	

214A/N+3.25 (Es 1) Peso/Elemento= 72.09Kg

DIAGRAMA	CANTIDAD	DIAMETRO	LONGITUD	NOTAS
0.25 5.60 0.25	4	#5	6.10	
0.25 2.00	2	#5	2.25	
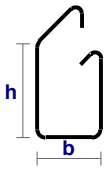 b=0.22 h=0.32 g=0.10	38	#3	1.28	

215/N+3.25 (Son 2) Peso/Elemento= 171.42Kg Peso 2 elementos=342.83Kg

DIAGRAMA	CANTIDAD	DIAMETRO	LONGITUD	NOTAS
0.35 5.40	3	#7	5.75	(Total =6)
0.25 4.50	6	#5	4.75	(Total =12)
0.25 5.00	3	#5	5.25	(Total =6)
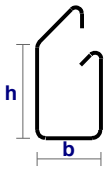 b=0.22 h=0.32 g=0.10	62	#3	1.28	(Total =124)

004 2017 EDUCACION MODULO 4B DMO
LISTA REFUERZO VIGAS
ELEMENTO POR ELEMENTO

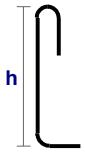 h=0.32 g=0.10	20	#3	0.52	(Total =40)

VT 6/N+3.25 (Es 1) Peso/Elemento= 60.85Kg

DIAGRAMA	CANTIDAD	DIAMETRO	LONGITUD	NOTAS
	4	#5	6.10	
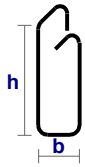 b=0.12 h=0.32 g=0.10	38	#3	1.08	

ZONA DE AMENAZA SISMICA BAJA

004 2017 EDUCACION MODULO 1A DMI
LISTA REFUERZO COLUMNAS
ELEMENTO POR ELEMENTO

C1 - DMI PERFIL E (Son 2) Peso/Elemento= 209.79Kg Peso 2 elementos=419.58Kg

DIAGRAMA	CANTIDAD	DIAMETRO	LONGITUD	NOTAS
0.30 4.33 0.25	16	#6	4.88	(Total =32)
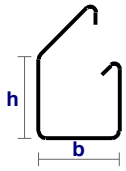 b=0.32 h=0.32 g=0.10	25	#3	1.48	(Total =50)
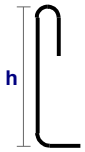 h=0.32 g=0.10	50	#3	0.52	(Total =100)

C2 - DMI PERFIL E (Son 2) Peso/Elemento= 132.25Kg Peso 2 elementos=264.50Kg

DIAGRAMA	CANTIDAD	DIAMETRO	LONGITUD	NOTAS
0.25 4.325 0.225	8	#5	4.80	(Total =16)
0.20 4.325 0.175	8	#4	4.70	(Total =16)
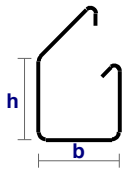 b=0.32 h=0.32 g=0.10	25	#3	1.48	(Total =50)
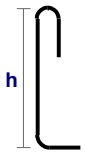 h=0.32 g=0.10	50	#3	0.52	(Total =100)

C3 - DMI PERFIL E (Es 1) Peso/Elemento= 132.25Kg

DIAGRAMA	CANTIDAD	DIAMETRO	LONGITUD	NOTAS
0.25 4.325 0.225	8	#5	4.80	
0.20 4.325 0.175	8	#4	4.70	

004 2017 EDUCACION MODULO 1A DMI
LISTA REFUERZO COLUMNAS
ELEMENTO POR ELEMENTO

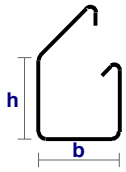 **b=0.32** **h=0.32** **g=0.10**	25	#3	1.48	
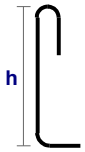 h=0.32 g=0.10	50	#3	0.52	

C4 - DMI PERFIL E (Es 1) Peso/Elemento= 115.67Kg

DIAGRAMA	CANTIDAD	DIAMETRO	LONGITUD	NOTAS
	16	#4	4.70	
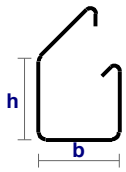 **b=0.32** **h=0.32** **g=0.10**	29	#3	1.48	
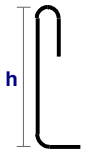 h=0.32 g=0.10	58	#3	0.52	

004 2017 EDUCACION MODULO 1A DMI
LISTA REFUERZO VIGAS
ELEMENTO POR ELEMENTO

102 (DMI E)/N-0.40 (Son 3) Peso/Elemento= 112.91Kg Peso 3 elementos=338.73Kg

DIAGRAMA	CANTIDAD	DIAMETRO	LONGITUD	NOTAS
0.25 8.45 0.25	6	#5	8.95	(Total =18)
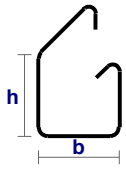 b=0.25 h=0.25 g=0.10	44	#3	1.20	(Total =132)

101 (DMI A,B)/N-0.40 (Son 2) Peso/Elemento= 232.80Kg Peso 2 elementos=465.60Kg

DIAGRAMA	CANTIDAD	DIAMETRO	LONGITUD	NOTAS
0.25 5.25	3	#5	5.50	(Total =6)
0.35 7.90	3	#7	8.25	(Total =6)
0.25 5.85 0.25	3	#5	6.35	(Total =6)
0.35 5.85 0.35	3	#7	6.55	(Total =6)
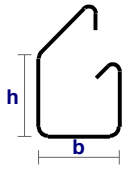 b=0.25 h=0.25 g=0.10	34	#3	1.20	(Total =68)
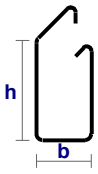 b=0.25 h=0.45 g=0.10	22	#3	1.60	(Total =44)

102 (DMI A,B)/N-0.40 (Son 3) Peso/Elemento= 112.91Kg Peso 3 elementos=338.73Kg

DIAGRAMA	CANTIDAD	DIAMETRO	LONGITUD	NOTAS
0.25 8.45 0.25	6	#5	8.95	(Total =18)
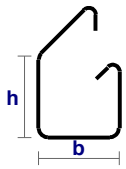 b=0.25 h=0.25 g=0.10	44	#3	1.20	(Total =132)

004 2017 EDUCACION MODULO 1A DMI
LISTA REFUERZO VIGAS
ELEMENTO POR ELEMENTO

102 (DMI C,D)/N-0.40 (Son 3) Peso/Elemento= 112.91Kg Peso 3 elementos=338.73Kg

DIAGRAMA	CANTIDAD	DIAMETRO	LONGITUD	NOTAS
0.25 8.45 0.25	6	#5	8.95	(Total =18)
h b b=0.25 h=0.25 g=0.10	44	#3	1.20	(Total =132)

101 (DMI C,D)/N-0.40 (Son 2) Peso/Elemento= 232.80Kg Peso 2 elementos=465.60Kg

DIAGRAMA	CANTIDAD	DIAMETRO	LONGITUD	NOTAS
0.25 5.25	3	#5	5.50	(Total =6)
0.35 7.90	3	#7	8.25	(Total =6)
0.25 5.85 0.25	3	#5	6.35	(Total =6)
0.35 5.85 0.35	3	#7	6.55	(Total =6)
h b b=0.25 h=0.25 g=0.10	34	#3	1.20	(Total =68)
h b b=0.25 h=0.45 g=0.10	22	#3	1.60	(Total =44)

101 (DMI E)/N-0.40 (Son 2) Peso/Elemento= 232.80Kg Peso 2 elementos=465.60Kg

DIAGRAMA	CANTIDAD	DIAMETRO	LONGITUD	NOTAS
0.25 5.25	3	#5	5.50	(Total =6)
0.35 7.90	3	#7	8.25	(Total =6)
0.25 5.85 0.25	3	#5	6.35	(Total =6)
0.35 5.85 0.35	3	#7	6.55	(Total =6)

004 2017 EDUCACION MODULO 1A DMI
LISTA REFUERZO VIGAS
ELEMENTO POR ELEMENTO

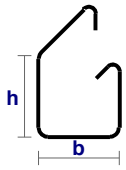	**b=0.25** **h=0.25** **g=0.10**	34	#3	1.20	(Total =68)
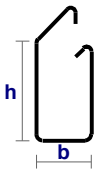	**b=0.25** **h=0.45** **g=0.10**	22	#3	1.60	(Total =44)

004 2017 EDUCACION MODULO 1A DMI
LISTA REFUERZO VIGAS
ELEMENTO POR ELEMENTO

201/N+3.25 (Es 1) Peso/Elemento= 186.76Kg

DIAGRAMA	CANTIDAD	DIAMETRO	LONGITUD	NOTAS
0.30 / 3.95	2	#6	4.25	
0.25 / 2.25	2	#5	2.50	
0.30 / 8.70	2	#6	9.00	
5.25	1	#7	5.25	
0.25 / 7.75	3	#5	8.00	
0.25 / 4.75	3	#5	5.00	
h, b; b=0.22 h=0.37 g=0.10	56	#3	1.38	

201A/N+3.25 (Es 1) Peso/Elemento= 141.19Kg

DIAGRAMA	CANTIDAD	DIAMETRO	LONGITUD	NOTAS
0.25 / 11.50 / 0.25	2	#5	12.00	
0.25 / 2.25	2	#5	2.50	
4.00	1	#5	4.00	
0.25 / 7.75	1	#5	8.00	
0.30 / 4.70	1	#6	5.00	
0.30 / 7.95	1	#6	8.25	
0.25 / 4.75	1	#5	5.00	
h, b; b=0.22 h=0.37 g=0.10	52	#3	1.38	

202/N+3.25 (Son 2) Peso/Elemento= 190.34Kg Peso 2 elementos=380.68Kg

DIAGRAMA	CANTIDAD	DIAMETRO	LONGITUD	NOTAS
0.35 / 7.15	2	#7	7.50	(Total =4)

004 2017 EDUCACION MODULO 1A DMI
LISTA REFUERZO VIGAS
ELEMENTO POR ELEMENTO

0.40 / 5.85	1	#8	6.25	(Total =2)
0.30 / 5.20	2	#6	5.50	(Total =4)
0.25 / 2.00	1	#5	2.25	(Total =2)
0.25 / 4.00	2	#5	4.25	(Total =4)
0.30 / 7.95	2	#6	8.25	(Total =4)
h, b; b=0.22 h=0.37 g=0.10	54	#3	1.38	(Total =108)

203/N+3.25 (Es 1) Peso/Elemento= 188.91Kg

DIAGRAMA	CANTIDAD	DIAMETRO	LONGITUD	NOTAS
0.40 / 5.60	3	#8	6.00	
0.25 / 7.00	2	#5	7.25	
0.25 / 4.00	2	#5	4.25	
0.30 / 7.95	2	#6	8.25	
h, b; b=0.22 h=0.37 g=0.10	58	#3	1.38	

VT 1/N+3.25 (Es 1) Peso/Elemento= 117.71Kg

DIAGRAMA	CANTIDAD	DIAMETRO	LONGITUD	NOTAS
0.25 / 5.75	4	#5	6.00	
0.25 / 6.75	4	#5	7.00	
h, b; b=0.12 h=0.37 g=0.10	56	#3	1.18	

004 2017 EDUCACION MODULO 1B DMI
LISTA REFUERZO COLUMNAS
ELEMENTO POR ELEMENTO

C5 - DMI E (Son 4) Peso/Elemento= 114.35Kg Peso 4 elementos=457.40Kg

DIAGRAMA	CANTIDAD	DIAMETRO	LONGITUD	NOTAS
	4	#6	4.88	(Total =16)
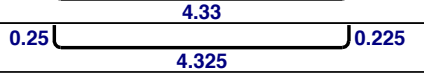	4	#5	4.80	(Total =16)
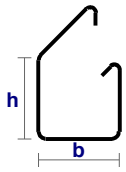 **b=0.32** **h=0.32** **g=0.10**	29	#3	1.48	(Total =116)
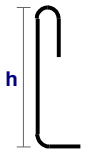 h=0.32 g=0.10	58	#3	0.52	(Total =232)

004 2017 EDUCACION MODULO 1B DMI
LISTA REFUERZO VIGAS
ELEMENTO POR ELEMENTO

104 (DMI A,B)/N-0.40 (Son 2) Peso/Elemento= 117.41Kg Peso 2 elementos=234.82Kg

DIAGRAMA	CANTIDAD	DIAMETRO	LONGITUD	NOTAS
0.25 8.50 0.25	6	#5	9.00	(Total =12)
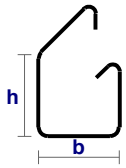 b=0.25 h=0.25 g=0.10	50	#3	1.20	(Total =100)

103 (DMI A,B)/N-0.40 (Son 2) Peso/Elemento= 72.01Kg Peso 2 elementos=144.02Kg

DIAGRAMA	CANTIDAD	DIAMETRO	LONGITUD	NOTAS
0.30 5.20 0.30	4	#6	5.80	(Total =8)
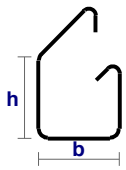 b=0.25 h=0.25 g=0.10	30	#3	1.20	(Total =60)

104 (DMI C,D)/N-0.40 (Son 2) Peso/Elemento= 117.41Kg Peso 2 elementos=234.82Kg

DIAGRAMA	CANTIDAD	DIAMETRO	LONGITUD	NOTAS
0.25 8.50 0.25	6	#5	9.00	(Total =12)
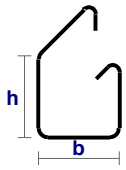 b=0.25 h=0.25 g=0.10	50	#3	1.20	(Total =100)

104 (DMI E)/N-0.40 (Son 2) Peso/Elemento= 117.41Kg Peso 2 elementos=234.82Kg

DIAGRAMA	CANTIDAD	DIAMETRO	LONGITUD	NOTAS
0.25 8.50 0.25	6	#5	9.00	(Total =12)
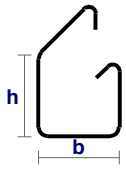 b=0.25 h=0.25 g=0.10	50	#3	1.20	(Total =100)

004 2017 EDUCACION MODULO 1B DMI
LISTA REFUERZO VIGAS
ELEMENTO POR ELEMENTO

103 (DMI C,D)/N-0.40 (Son 2) Peso/Elemento= 97.60Kg Peso 2 elementos=195.21Kg

DIAGRAMA	CANTIDAD	DIAMETRO	LONGITUD	NOTAS
0.30 5.15 0.30	3	#6	5.75	(Total =6)
0.30 5.20 0.30	3	#6	5.80	(Total =6)
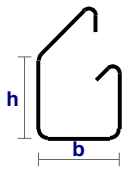 b=0.25 h=0.25 g=0.10	30	#3	1.20	(Total =60)

103 (DMI E)/N-0.40 (Son 2) Peso/Elemento= 97.60Kg Peso 2 elementos=195.21Kg

DIAGRAMA	CANTIDAD	DIAMETRO	LONGITUD	NOTAS
0.30 5.15 0.30	3	#6	5.75	(Total =6)
0.30 5.20 0.30	3	#6	5.80	(Total =6)
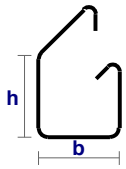 b=0.25 h=0.25 g=0.10	30	#3	1.20	(Total =60)

004 2017 EDUCACION MODULO 1B DMI
LISTA REFUERZO VIGAS
ELEMENTO POR ELEMENTO

204/N+3.25 (Son 2) Peso/Elemento= 113.64Kg Peso 2 elementos=227.29Kg

DIAGRAMA	CANTIDAD	DIAMETRO	LONGITUD	NOTAS
0.25 8.50 0.25	6	#5	9.00	(Total =12)
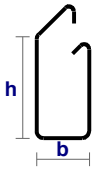 b=0.22 h=0.42 g=0.10	36	#3	1.48	(Total =72)

204A/N+3.25 (Es 1) Peso/Elemento= 161.13Kg

DIAGRAMA	CANTIDAD	DIAMETRO	LONGITUD	NOTAS
0.25 8.50 0.25	3	#5	9.00	
0.40 2.85	2	#8	3.25	
0.40 7.60	2	#8	8.00	
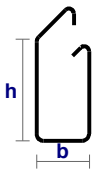 b=0.22 h=0.42 g=0.10	36	#3	1.48	

205/N+3.25 (Son 2) Peso/Elemento= 68.43Kg Peso 2 elementos=136.86Kg

DIAGRAMA	CANTIDAD	DIAMETRO	LONGITUD	NOTAS
0.30 5.20 0.30	4	#6	5.80	(Total =8)
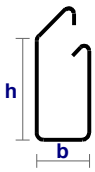 b=0.22 h=0.42 g=0.10	20	#3	1.48	(Total =40)

004 2017 EDUCACION MODULO 2A DMI
LISTA REFUERZO COLUMNAS
ELEMENTO POR ELEMENTO

C6 - DMI PERFIL E (Son 2) Peso/Elemento= 282.45Kg Peso 2 elementos=564.89Kg

DIAGRAMA	CANTIDAD	DIAMETRO	LONGITUD	NOTAS
0.30 4.33 0.25	20	#6	4.88	(Total =40)
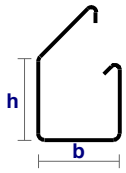 **b=0.37 h=0.37 g=0.10**	29	#3	1.68	(Total =58)
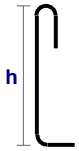 h=0.37 g=0.10	116	#3	0.57	(Total =232)

C7 - DMI PERFIL E (Son 2) Peso/Elemento= 195.19Kg Peso 2 elementos=390.38Kg

DIAGRAMA	CANTIDAD	DIAMETRO	LONGITUD	NOTAS
0.30 4.33 0.25	12	#6	4.88	(Total =24)
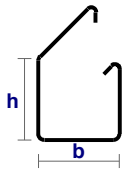 **b=0.37 h=0.37 g=0.10**	29	#3	1.68	(Total =58)
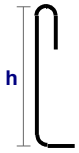 h=0.37 g=0.10	116	#3	0.57	(Total =232)

C8 - DMI PERFIL E (Es 1) Peso/Elemento= 167.53Kg

DIAGRAMA	CANTIDAD	DIAMETRO	LONGITUD	NOTAS
0.25 4.325 0.225	8	#5	4.80	
0.30 4.33 0.25	4	#6	4.88	

004 2017 EDUCACION MODULO 2A DMI
LISTA REFUERZO COLUMNAS
ELEMENTO POR ELEMENTO

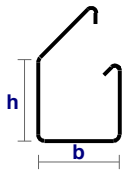 **b=0.37** **h=0.37** **g=0.10**	29	#3	1.68	
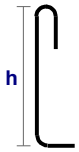 h=0.37 g=0.10	116	#3	0.57	

C9 - DMI PERFIL E (Es 1) Peso/Elemento= 153.71Kg

DIAGRAMA	CANTIDAD	DIAMETRO	LONGITUD	NOTAS
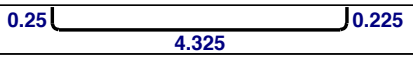	12	#5	4.80	
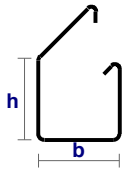 **b=0.37** **h=0.37** **g=0.10**	29	#3	1.68	
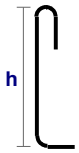 h=0.37 g=0.10	116	#3	0.57	

004 2017 EDUCACION MODULO 2A DMI
LISTA REFUERZO VIGAS
ELEMENTO POR ELEMENTO

106 (DMI A,B)/N-0.40 (Son 2) Peso/Elemento= 244.13Kg Peso 2 elementos=488.26Kg

DIAGRAMA	CANTIDAD	DIAMETRO	LONGITUD	NOTAS
0.25 5.75	3	#5	6.00	(Total =6)
8.00	3	#5	8.00	(Total =6)
0.25 4.75	3	#5	5.00	(Total =6)
0.25 6.50	6	#5	6.75	(Total =12)
5.50	3	#5	5.50	(Total =6)
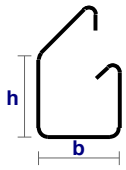 b=0.25 h=0.25 g=0.10	100	#3	1.20	(Total =200)

107 (DMI E)/N-0.40 (Son 3) Peso/Elemento= 116.94Kg Peso 3 elementos=350.83Kg

DIAGRAMA	CANTIDAD	DIAMETRO	LONGITUD	NOTAS
0.25 8.45 0.25	6	#5	8.95	(Total =18)
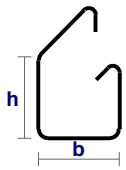 b=0.25 h=0.25 g=0.10	50	#3	1.20	(Total =150)

106 (DMI C,D)/N-0.40 (Son 2) Peso/Elemento= 244.13Kg Peso 2 elementos=488.26Kg

DIAGRAMA	CANTIDAD	DIAMETRO	LONGITUD	NOTAS
0.25 5.75	3	#5	6.00	(Total =6)
8.00	3	#5	8.00	(Total =6)
0.25 4.75	3	#5	5.00	(Total =6)
0.25 6.50	6	#5	6.75	(Total =12)
5.50	3	#5	5.50	(Total =6)

004 2017 EDUCACION MODULO 2A DMI
LISTA REFUERZO VIGAS
ELEMENTO POR ELEMENTO

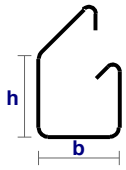 b=0.25 h=0.25 g=0.10	100	#3	1.20	(Total =200)

106 (DMI E)/N-0.40 (Son 2) Peso/Elemento= 244.13Kg Peso 2 elementos=488.26Kg

DIAGRAMA	CANTIDAD	DIAMETRO	LONGITUD	NOTAS
0.25 5.75	3	#5	6.00	(Total =6)
8.00	3	#5	8.00	(Total =6)
0.25 4.75	3	#5	5.00	(Total =6)
0.25 6.50	6	#5	6.75	(Total =12)
5.50	3	#5	5.50	(Total =6)
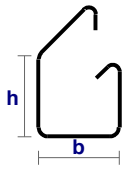 b=0.25 h=0.25 g=0.10	100	#3	1.20	(Total =200)

107 (DMI C,D)/N-0.40 (Son 3) Peso/Elemento= 116.94Kg Peso 3 elementos=350.83Kg

DIAGRAMA	CANTIDAD	DIAMETRO	LONGITUD	NOTAS
0.25 8.45 0.25	6	#5	8.95	(Total =18)
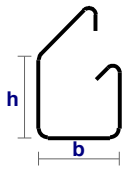 b=0.25 h=0.25 g=0.10	50	#3	1.20	(Total =150)

107 (DMI A,B)/N-0.40 (Son 3) Peso/Elemento= 116.94Kg Peso 3 elementos=350.83Kg

DIAGRAMA	CANTIDAD	DIAMETRO	LONGITUD	NOTAS
0.25 8.45 0.25	6	#5	8.95	(Total =18)

004 2017 EDUCACION MODULO 2A DMI
LISTA REFUERZO VIGAS
ELEMENTO POR ELEMENTO

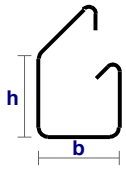 **b=0.25** **h=0.25** **g=0.10**	50	#3	1.20	(Total =150)

004 2017 EDUCACION MODULO 2A DMI
LISTA REFUERZO VIGAS
ELEMENTO POR ELEMENTO

206/N+3.25 (Es 1) Peso/Elemento= 322.70Kg

DIAGRAMA	CANTIDAD	DIAMETRO	LONGITUD	NOTAS
0.30 / 5.20	4	#6	5.50	
0.30 / 2.95	2	#6	3.25	
0.30 / 2.20	2	#6	2.50	
9.00	2	#7	9.00	
4.50	2	#6	4.50	
0.30 / 7.45	2	#6	7.75	
0.25 / 2.25	1	#5	2.50	
9.25	1	#5	9.25	
9.00	2	#6	9.00	
0.25 / 7.25	1	#5	7.50	
0.25 / 2.50	2	#5	2.75	
h, b; b=0.22 h=0.42 g=0.10	72	#3	1.48	

206A/N+3.25 (Es 1) Peso/Elemento= 218.10Kg

DIAGRAMA	CANTIDAD	DIAMETRO	LONGITUD	NOTAS
0.30 / 6.20	2	#6	6.50	
8.00	2	#6	8.00	
0.30 / 4.95	2	#6	5.25	
0.30 / 7.45	1	#6	7.75	
0.25 / 2.25	1	#5	2.50	
9.25	1	#5	9.25	
9.00	1	#6	9.00	
0.25 / 7.25	1	#5	7.50	
0.30 / 2.45	1	#6	2.75	

004 2017 EDUCACION MODULO 2A DMI
LISTA REFUERZO VIGAS
ELEMENTO POR ELEMENTO

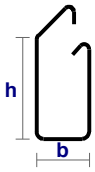 b=0.22 h=0.42 g=0.10	68	#3	1.48	

207/N+3.25 (Son 2) Peso/Elemento= 164.71Kg Peso 2 elementos=329.42Kg

DIAGRAMA	CANTIDAD	DIAMETRO	LONGITUD	NOTAS
0.30 / 7.45	2	#6	7.75	(Total =4)
0.35 / 5.15	1	#7	5.50	(Total =2)
0.25 / 4.25	3	#5	4.50	(Total =6)
0.30 / 5.45	2	#6	5.75	(Total =4)
0.30 / 6.46	2	#6	6.76	(Total =4)
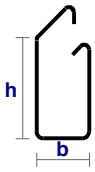 b=0.22 h=0.42 g=0.10	44	#3	1.48	(Total =88)

207A/N+3.25 (Es 1) Peso/Elemento= 222.96Kg

DIAGRAMA	CANTIDAD	DIAMETRO	LONGITUD	NOTAS
0.40 / 5.85	4	#8	6.25	
0.30 / 6.70	2	#6	7.00	
0.30 / 5.45	2	#6	5.75	
0.30 / 6.45	2	#6	6.75	
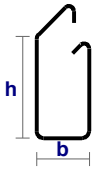 b=0.22 h=0.42 g=0.10	44	#3	1.48	

VT 2/N+3.25 (Es 1) Peso/Elemento= 176.58Kg

DIAGRAMA	CANTIDAD	DIAMETRO	LONGITUD	NOTAS
0.25 / 7.50	4	#5	7.75	

004 2017 EDUCACION MODULO 2A DMI
LISTA REFUERZO VIGAS
ELEMENTO POR ELEMENTO

	2	#6	4.00	
	4	#5	6.75	
	2	#5	5.50	
b=0.12 h=0.42 g=0.10	72	#3	1.28	

004 2017 EDUCACION MODULO 2B DMI
LISTA REFUERZO COLUMNAS
ELEMENTO POR ELEMENTO

C10 - DMI PERFIL E (Son 2) Peso/Elemento= 215.43Kg Peso 2 elementos=430.87Kg

DIAGRAMA	CANTIDAD	DIAMETRO	LONGITUD	NOTAS
0.30 4.33 0.25	16	#6	4.88	(Total =32)
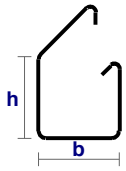 b=0.32 h=0.32 g=0.10	29	#3	1.48	(Total =58)
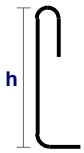 h=0.32 g=0.10	58	#3	0.52	(Total =116)

C11 - DMI PERFIL E (Son 2) Peso/Elemento= 128.18Kg Peso 2 elementos=256.36Kg

DIAGRAMA	CANTIDAD	DIAMETRO	LONGITUD	NOTAS
0.30 4.33 0.25	8	#6	4.88	(Total =16)
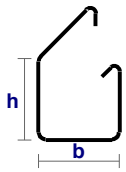 b=0.32 h=0.32 g=0.10	29	#3	1.48	(Total =58)
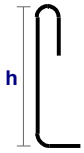 h=0.32 g=0.10	58	#3	0.52	(Total =116)

004 2017 EDUCACION MODULO 2B DMI
LISTA REFUERZO VIGAS
ELEMENTO POR ELEMENTO

107 (DMI A,B)/N-0.40 (Son 2) Peso/Elemento= 117.41Kg Peso 2 elementos=234.82Kg

DIAGRAMA	CANTIDAD	DIAMETRO	LONGITUD	NOTAS
0.25 8.50 0.25	6	#5	9.00	(Total =12)
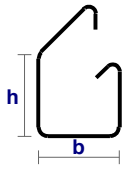 b=0.25 h=0.25 g=0.10	50	#3	1.20	(Total =100)

108 (DMI A,B)/N-0.40 (Son 2) Peso/Elemento= 116.94Kg Peso 2 elementos=233.88Kg

DIAGRAMA	CANTIDAD	DIAMETRO	LONGITUD	NOTAS
0.25 8.45 0.25	6	#5	8.95	(Total =12)
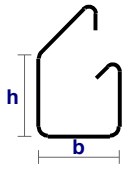 b=0.25 h=0.25 g=0.10	50	#3	1.20	(Total =100)

107 (DMI C,D)/N-0.40 (Son 2) Peso/Elemento= 117.41Kg Peso 2 elementos=234.82Kg

DIAGRAMA	CANTIDAD	DIAMETRO	LONGITUD	NOTAS
0.25 8.50 0.25	6	#5	9.00	(Total =12)
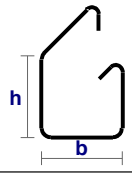 b=0.25 h=0.25 g=0.10	50	#3	1.20	(Total =100)

107 (DMI E)/N-0.40 (Son 2) Peso/Elemento= 117.41Kg Peso 2 elementos=234.82Kg

DIAGRAMA	CANTIDAD	DIAMETRO	LONGITUD	NOTAS
0.25 8.50 0.25	6	#5	9.00	(Total =12)
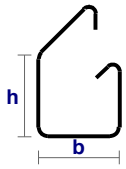 b=0.25 h=0.25 g=0.10	50	#3	1.20	(Total =100)

004 2017 EDUCACION MODULO 2B DMI
LISTA REFUERZO VIGAS
ELEMENTO POR ELEMENTO

108 (DMI C,D)/N-0.40 (Son 2) Peso/Elemento= 116.94Kg Peso 2 elementos=233.88Kg

DIAGRAMA	CANTIDAD	DIAMETRO	LONGITUD	NOTAS
0.25 8.45 0.25	6	#5	8.95	(Total =12)
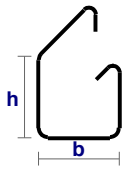 b=0.25 h=0.25 g=0.10	50	#3	1.20	(Total =100)

108 (DMI E)/N-0.40 (Son 2) Peso/Elemento= 116.94Kg Peso 2 elementos=233.88Kg

DIAGRAMA	CANTIDAD	DIAMETRO	LONGITUD	NOTAS
0.25 8.45 0.25	6	#5	8.95	(Total =12)
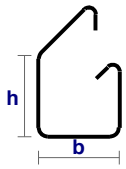 b=0.25 h=0.25 g=0.10	50	#3	1.20	(Total =100)

004 2017 EDUCACION MODULO 2B DMI
LISTA REFUERZO VIGAS
ELEMENTO POR ELEMENTO

208/N+3.25 (Es 1) Peso/Elemento= 130.39Kg

DIAGRAMA	CANTIDAD	DIAMETRO	LONGITUD	NOTAS
0.30 / 4.95	2	#6	5.25	
0.30 / 2.20	2	#6	2.50	
0.30 / 4.70	2	#6	5.00	
0.25 / 8.50 / 0.25	3	#5	9.00	
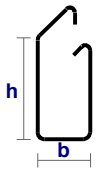 b=0.22 h=0.42 g=0.10	38	#3	1.48	

208A/N+3.25 (Es 1) Peso/Elemento= 113.64Kg

DIAGRAMA	CANTIDAD	DIAMETRO	LONGITUD	NOTAS
0.25 / 8.50 / 0.25	6	#5	9.00	
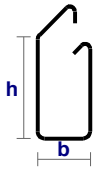 b=0.22 h=0.42 g=0.10	36	#3	1.48	

209/N+3.25 (Son 2) Peso/Elemento= 165.85Kg Peso 2 elementos=331.69Kg

DIAGRAMA	CANTIDAD	DIAMETRO	LONGITUD	NOTAS
0.30 / 6.95	2	#6	7.25	(Total =4)
0.35 / 4.90	1	#7	5.25	(Total =2)
0.30 / 4.95	2	#6	5.25	(Total =4)
0.30 / 5.20	2	#6	5.50	(Total =4)
0.30 / 6.70	2	#6	7.00	(Total =4)
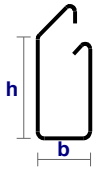 b=0.22 h=0.42 g=0.10	46	#3	1.48	(Total =92)

004 2017 EDUCACION MODULO 2B DMI
LISTA REFUERZO VIGAS
ELEMENTO POR ELEMENTO

VT 3/N+3.25 (Es 1) Peso/Elemento= 94.42Kg

DIAGRAMA	CANTIDAD	DIAMETRO	LONGITUD	NOTAS
	2	#5	9.00	
	2	#6	9.10	
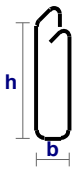 b=0.12 h=0.42 g=0.10	36	#3	1.28	

004 2017 EDUCACION MODULO 3 DMI
LISTA REFUERZO COLUMNAS
ELEMENTO POR ELEMENTO

C12 - DMI PERFIL E (Son 2) Peso/Elemento= 215.43Kg Peso 2 elementos=430.87Kg

DIAGRAMA	CANTIDAD	DIAMETRO	LONGITUD	NOTAS
	16	#6	4.88	(Total =32)
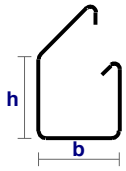 **b=0.32** **h=0.32** **g=0.10**	29	#3	1.48	(Total =58)
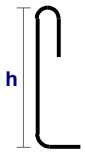 h=0.32 g=0.10	58	#3	0.52	(Total =116)

C13 - DMI PERFIL E (Son 2) Peso/Elemento= 128.18Kg Peso 2 elementos=256.36Kg

DIAGRAMA	CANTIDAD	DIAMETRO	LONGITUD	NOTAS
	8	#6	4.88	(Total =16)
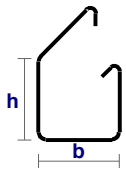 **b=0.32** **h=0.32** **g=0.10**	29	#3	1.48	(Total =58)
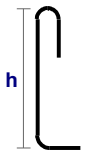 h=0.32 g=0.10	58	#3	0.52	(Total =116)

004 2017 EDUCACION MODULO 3 DMI
LISTA REFUERZO VIGAS
ELEMENTO POR ELEMENTO

109 (DMI A,B)/N-0.40 (Son 2) Peso/Elemento= 117.41Kg Peso 2 elementos=234.82Kg

DIAGRAMA	CANTIDAD	DIAMETRO	LONGITUD	NOTAS
0.25 8.50 0.25	6	#5	9.00	(Total =12)
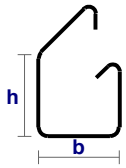 b=0.25 h=0.25 g=0.10	50	#3	1.20	(Total =100)

109 (DMI C,D)/N-0.40 (Son 2) Peso/Elemento= 117.41Kg Peso 2 elementos=234.82Kg

DIAGRAMA	CANTIDAD	DIAMETRO	LONGITUD	NOTAS
0.25 8.50 0.25	6	#5	9.00	(Total =12)
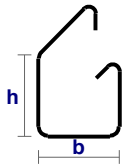 b=0.25 h=0.25 g=0.10	50	#3	1.20	(Total =100)

109 (DMI E)/N-0.40 (Son 2) Peso/Elemento= 117.41Kg Peso 2 elementos=234.82Kg

DIAGRAMA	CANTIDAD	DIAMETRO	LONGITUD	NOTAS
0.25 8.50 0.25	6	#5	9.00	(Total =12)
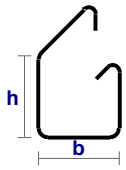 b=0.25 h=0.25 g=0.10	50	#3	1.20	(Total =100)

110 (DMI E)/N-0.40 (Son 2) Peso/Elemento= 116.94Kg Peso 2 elementos=233.88Kg

DIAGRAMA	CANTIDAD	DIAMETRO	LONGITUD	NOTAS
0.25 8.45 0.25	6	#5	8.95	(Total =12)
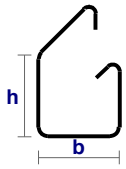 b=0.25 h=0.25 g=0.10	50	#3	1.20	(Total =100)

004 2017 EDUCACION MODULO 3 DMI
LISTA REFUERZO VIGAS
ELEMENTO POR ELEMENTO

110 (DMI C,D)/N-0.40 (Son 2) Peso/Elemento= 116.94Kg Peso 2 elementos=233.88Kg

DIAGRAMA	CANTIDAD	DIAMETRO	LONGITUD	NOTAS
0.25 8.45 0.25	6	#5	8.95	(Total =12)
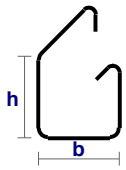 b=0.25 h=0.25 g=0.10	50	#3	1.20	(Total =100)

110 (DMI A,B)/N-0.40 (Son 2) Peso/Elemento= 116.94Kg Peso 2 elementos=233.88Kg

DIAGRAMA	CANTIDAD	DIAMETRO	LONGITUD	NOTAS
0.25 8.45 0.25	6	#5	8.95	(Total =12)
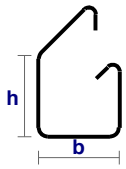 b=0.25 h=0.25 g=0.10	50	#3	1.20	(Total =100)

004 2017 EDUCACION MODULO 3 DMI
LISTA REFUERZO VIGAS
ELEMENTO POR ELEMENTO

210/N+3.25 (Es 1) Peso/Elemento= 130.39Kg

DIAGRAMA	CANTIDAD	DIAMETRO	LONGITUD	NOTAS
0.30 / 4.95	2	#6	5.25	
0.30 / 2.20	2	#6	2.50	
0.30 / 4.70	2	#6	5.00	
0.25 / 8.50 / 0.25	3	#5	9.00	
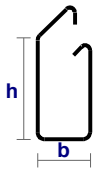 b=0.22 h=0.42 g=0.10	38	#3	1.48	

211/N+3.25 (Son 2) Peso/Elemento= 165.85Kg Peso 2 elementos=331.69Kg

DIAGRAMA	CANTIDAD	DIAMETRO	LONGITUD	NOTAS
0.30 / 6.95	2	#6	7.25	(Total =4)
0.35 / 4.90	1	#7	5.25	(Total =2)
0.30 / 4.95	2	#6	5.25	(Total =4)
0.30 / 5.20	2	#6	5.50	(Total =4)
0.30 / 6.70	2	#6	7.00	(Total =4)
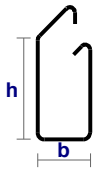 b=0.22 h=0.42 g=0.10	46	#3	1.48	(Total =92)

VT 4/N+3.25 (Es 1) Peso/Elemento= 94.42Kg

DIAGRAMA	CANTIDAD	DIAMETRO	LONGITUD	NOTAS
0.25 / 8.50 / 0.25	2	#5	9.00	
0.30 / 8.50 / 0.30	2	#6	9.10	

004 2017 EDUCACION MODULO 3 DMI
LISTA REFUERZO VIGAS
ELEMENTO POR ELEMENTO

b=0.12 **h=0.42** **g=0.10**	36	#3	1.28	

210A/N+3.25 (Es 1) Peso/Elemento= 113.64Kg

DIAGRAMA	CANTIDAD	DIAMETRO	LONGITUD	NOTAS
	6	#5	9.00	
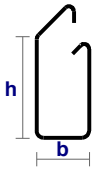 **b=0.22** **h=0.42** **g=0.10**	36	#3	1.48	

004 2017 EDUCACION MODULO 4A DMI
LISTA REFUERZO COLUMNAS
ELEMENTO POR ELEMENTO

C14 - DMI PERFIL E (Son 2) Peso/Elemento= 215.43Kg Peso 2 elementos=430.87Kg

DIAGRAMA	CANTIDAD	DIAMETRO	LONGITUD	NOTAS
0.30 — 4.33 — 0.25	16	#6	4.88	(Total =32)
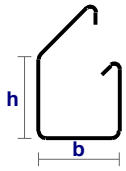 b=0.32 h=0.32 g=0.10	29	#3	1.48	(Total =58)
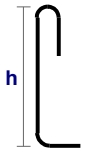 h=0.32 g=0.10	58	#3	0.52	(Total =116)

C15 - DMI PERFIL E (Son 2) Peso/Elemento= 131.32Kg Peso 2 elementos=262.64Kg

DIAGRAMA	CANTIDAD	DIAMETRO	LONGITUD	NOTAS
0.35 — 4.33 — 0.30	4	#7	4.98	(Total =8)
0.25 — 4.325 — 0.225	4	#5	4.80	(Total =8)
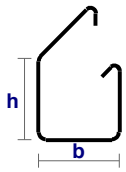 b=0.32 h=0.32 g=0.10	29	#3	1.48	(Total =58)
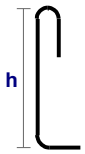 h=0.32 g=0.10	58	#3	0.52	(Total =116)

004 2017 EDUCACION MODULO 4A DMI
LISTA REFUERZO VIGAS
ELEMENTO POR ELEMENTO

111 - DMI (A,B)/N-0.40 (Son 2) Peso/Elemento= 116.94Kg Peso 2 elementos=233.88Kg

DIAGRAMA	CANTIDAD	DIAMETRO	LONGITUD	NOTAS
0.25 8.45 0.25	6	#5	8.95	(Total =12)
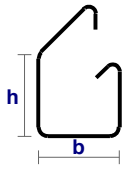 b=0.25 h=0.25 g=0.10	50	#3	1.20	(Total =100)

112 - DMI (A,B)/N-0.40 (Son 2) Peso/Elemento= 97.60Kg Peso 2 elementos=195.20Kg

DIAGRAMA	CANTIDAD	DIAMETRO	LONGITUD	NOTAS
0.25 6.95 0.25	6	#5	7.45	(Total =12)
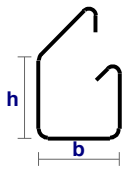 b=0.25 h=0.25 g=0.10	42	#3	1.20	(Total =84)

111 - DMI (C,D)/N-0.40 (Son 2) Peso/Elemento= 116.94Kg Peso 2 elementos=233.88Kg

DIAGRAMA	CANTIDAD	DIAMETRO	LONGITUD	NOTAS
0.25 8.45 0.25	6	#5	8.95	(Total =12)
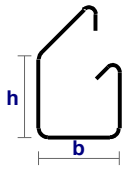 b=0.25 h=0.25 g=0.10	50	#3	1.20	(Total =100)

111 - DMI (E)/N-0.40 (Son 2) Peso/Elemento= 116.94Kg Peso 2 elementos=233.88Kg

DIAGRAMA	CANTIDAD	DIAMETRO	LONGITUD	NOTAS
0.25 8.45 0.25	6	#5	8.95	(Total =12)
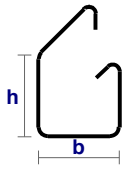 b=0.25 h=0.25 g=0.10	50	#3	1.20	(Total =100)

004 2017 EDUCACION MODULO 4A DMI
LISTA REFUERZO VIGAS
ELEMENTO POR ELEMENTO

112 - DMI (C,D)/N-0.40 (Son 2) Peso/Elemento= 97.60Kg Peso 2 elementos=195.20Kg

DIAGRAMA	CANTIDAD	DIAMETRO	LONGITUD	NOTAS
0.25 6.95 0.25	6	#5	7.45	(Total =12)
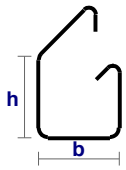 b=0.25 h=0.25 g=0.10	42	#3	1.20	(Total =84)

112 - DMI (E)/N-0.40 (Son 2) Peso/Elemento= 97.60Kg Peso 2 elementos=195.20Kg

DIAGRAMA	CANTIDAD	DIAMETRO	LONGITUD	NOTAS
0.25 6.95 0.25	6	#5	7.45	(Total =12)
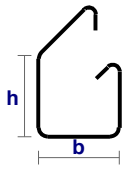 b=0.25 h=0.25 g=0.10	42	#3	1.20	(Total =84)

004 2017 EDUCACION MODULO 4A DMI
LISTA REFUERZO VIGAS
ELEMENTO POR ELEMENTO

212/N+3.25 (Es 1) Peso/Elemento= 123.06Kg

DIAGRAMA	CANTIDAD	DIAMETRO	LONGITUD	NOTAS
0.25 8.50 0.25	6	#5	9.00	
0.25 2.25	2	#5	2.50	
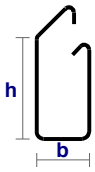 b=0.22 h=0.42 g=0.10	38	#3	1.48	

212A/N+3.25 (Es 1) Peso/Elemento= 113.64Kg

DIAGRAMA	CANTIDAD	DIAMETRO	LONGITUD	NOTAS
0.25 8.50 0.25	6	#5	9.00	
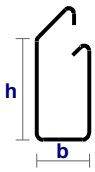 b=0.22 h=0.42 g=0.10	36	#3	1.48	

213/N+3.25 (Son 2) Peso/Elemento= 133.11Kg Peso 2 elementos=266.22Kg

DIAGRAMA	CANTIDAD	DIAMETRO	LONGITUD	NOTAS
0.30 6.20	2	#6	6.50	(Total =4)
0.30 4.70	1	#6	5.00	(Total =2)
0.30 4.20	2	#6	4.50	(Total =4)
0.30 7.95	1	#6	8.25	(Total =2)
0.25 4.50	1	#5	4.75	(Total =2)
0.25 5.75	1	#5	6.00	(Total =2)
0.30 2.45	1	#6	2.75	(Total =2)
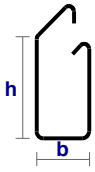 b=0.22 h=0.42 g=0.10	38	#3	1.48	(Total =76)

004 2017 EDUCACION MODULO 4A DMI
LISTA REFUERZO VIGAS
ELEMENTO POR ELEMENTO

VT 5/N+3.25 (Es 1) Peso/Elemento= 94.42Kg

DIAGRAMA	CANTIDAD	DIAMETRO	LONGITUD	NOTAS
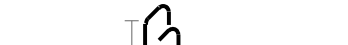	2	#5	9.00	
	2	#6	9.10	
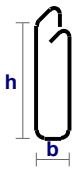 b=0.12 h=0.42 g=0.10	36	#3	1.28	

004 2017 EDUCACION MODULO 4B DMI
LISTA REFUERZO COLUMNAS
ELEMENTO POR ELEMENTO

C16 - DMI PERFIL E (Son 2) Peso/Elemento= 112.94Kg Peso 2 elementos=225.88Kg

DIAGRAMA	CANTIDAD	DIAMETRO	LONGITUD	NOTAS
0.30 4.33 0.25	4	#6	4.88	(Total =8)
0.25 4.325 0.225	4	#5	4.80	(Total =8)
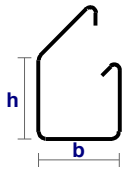 b=0.32 h=0.32 g=0.10	28	#3	1.48	(Total =56)
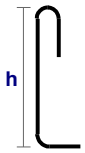 h=0.32 g=0.10	56	#3	0.52	(Total =112)

C17 - DMI PERFIL E (Son 2) Peso/Elemento= 99.11Kg Peso 2 elementos=198.22Kg

DIAGRAMA	CANTIDAD	DIAMETRO	LONGITUD	NOTAS
0.25 4.325 0.225	8	#5	4.80	(Total =16)
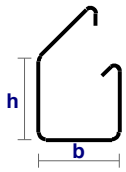 b=0.32 h=0.32 g=0.10	28	#3	1.48	(Total =56)
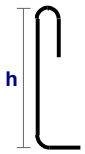 h=0.32 g=0.10	56	#3	0.52	(Total =112)

004 2017 EDUCACION MODULO 4B DMI
LISTA REFUERZO VIGAS
ELEMENTO POR ELEMENTO

113 - DMI (A,B)/N-0.40 (Son 2) Peso/Elemento= 77.84Kg Peso 2 elementos=155.68Kg

DIAGRAMA	CANTIDAD	DIAMETRO	LONGITUD	NOTAS
0.25 5.55 0.25	6	#5	6.05	(Total =12)
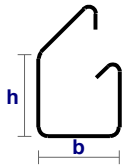 b=0.25 h=0.25 g=0.10	32	#3	1.20	(Total =64)

114 - DMI (A,B)/N-0.40 (Son 2) Peso/Elemento= 85.19Kg Peso 2 elementos=170.37Kg

DIAGRAMA	CANTIDAD	DIAMETRO	LONGITUD	NOTAS
0.25 6.05 0.25	6	#5	6.55	(Total =12)
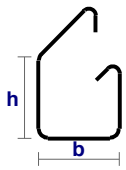 b=0.25 h=0.25 g=0.10	36	#3	1.20	(Total =72)

113 - DMI (C,D)/N-0.40 (Son 2) Peso/Elemento= 77.84Kg Peso 2 elementos=155.68Kg

DIAGRAMA	CANTIDAD	DIAMETRO	LONGITUD	NOTAS
0.25 5.55 0.25	6	#5	6.05	(Total =12)
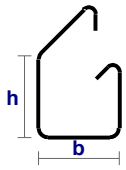 b=0.25 h=0.25 g=0.10	32	#3	1.20	(Total =64)

113 - DMI (E)/N-0.40 (Son 2) Peso/Elemento= 77.84Kg Peso 2 elementos=155.68Kg

DIAGRAMA	CANTIDAD	DIAMETRO	LONGITUD	NOTAS
0.25 5.55 0.25	6	#5	6.05	(Total =12)
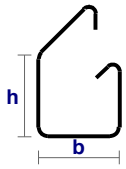 b=0.25 h=0.25 g=0.10	32	#3	1.20	(Total =64)

004 2017 EDUCACION MODULO 4B DMI
LISTA REFUERZO VIGAS
ELEMENTO POR ELEMENTO

114 - DMI (C,D)/N-0.40 (Son 2) Peso/Elemento= 85.19Kg Peso 2 elementos=170.37Kg

DIAGRAMA	CANTIDAD	DIAMETRO	LONGITUD	NOTAS
0.25 6.05 0.25	6	#5	6.55	(Total =12)
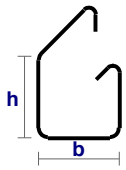 b=0.25 h=0.25 g=0.10	36	#3	1.20	(Total =72)

114 - DMI (E)/N-0.40 (Son 2) Peso/Elemento= 85.19Kg Peso 2 elementos=170.37Kg

DIAGRAMA	CANTIDAD	DIAMETRO	LONGITUD	NOTAS
0.25 6.05 0.25	6	#5	6.55	(Total =12)
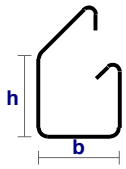 b=0.25 h=0.25 g=0.10	36	#3	1.20	(Total =72)

004 2017 EDUCACION MODULO 4B DMI
LISTA REFUERZO VIGAS
ELEMENTO POR ELEMENTO

214/N+3.25 (Es 1) Peso/Elemento= 66.54Kg

DIAGRAMA	CANTIDAD	DIAMETRO	LONGITUD	NOTAS
0.25 5.60 0.25	4	#5	6.10	
0.25 1.75	2	#5	2.00	
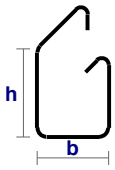 b=0.22 h=0.27 g=0.10	34	#3	1.18	

214A/N+3.25 (Es 1) Peso/Elemento= 60.34Kg

DIAGRAMA	CANTIDAD	DIAMETRO	LONGITUD	NOTAS
0.25 5.60 0.25	4	#5	6.10	
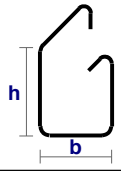 b=0.22 h=0.27 g=0.10	34	#3	1.18	

215/N+3.25 (Son 2) Peso/Elemento= 117.47Kg Peso 2 elementos=234.94Kg

DIAGRAMA	CANTIDAD	DIAMETRO	LONGITUD	NOTAS
0.30 5.70	2	#6	6.00	(Total =4)
4.00	2	#6	4.00	(Total =4)
0.25 3.75	2	#5	4.00	(Total =4)
0.25 8.30 0.25	2	#5	8.80	(Total =4)
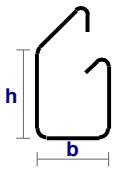 b=0.22 h=0.27 g=0.10	50	#3	1.18	(Total =100)

VT 6/N+3.25 (Es 1) Peso/Elemento= 56.53Kg

DIAGRAMA	CANTIDAD	DIAMETRO	LONGITUD	NOTAS
0.25 5.60 0.25	4	#5	6.10	

004 2017 EDUCACION MODULO 4B DMI
LISTA REFUERZO VIGAS
ELEMENTO POR ELEMENTO

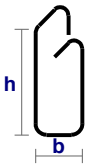 **b=0.12** **h=0.27** **g=0.10**	34	#3	0.98	