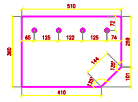

PL1 - 360 x 510 x 5/16"
PLATINA DE CONEXIÓN
CANT.=32
Escala 1:10

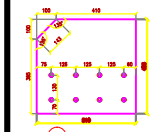

PL1a - 485 x 510 x 5/16"
PLATINA DE CONEXIÓN
CANT.=32
Escala 1:10

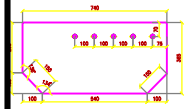

PL2 - 740 x 365 x 5/8"
PLATINA DE CONEXIÓN
CANT.=4
Escala 1:10

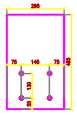

PL3 - 295 x 485 x 3/4"
PLATINA DE CONEXIÓN
CANT.=4
Escala 1:10

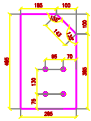

PL4 - 285 x 485 x 1/2"
PLATINA DE CONEXIÓN
CANT.=4
Escala 1:10

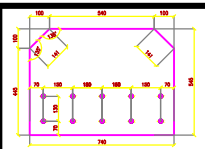

PL5 - 740 x 545 x 1/2"
PLATINA DE CONEXIÓN
CANT.=2
Escala 1:10

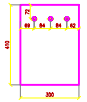

PL6 - 300 x 410 x 1/2"
PLATINA DE CONEXIÓN
CANT.=2
Escala 1:10

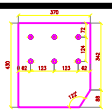

PL7 - 370 x 430 x 3/8"
PLATINA DE CONEXIÓN
CANT.=36
Escala 1:10

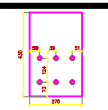

PL8 - 270x 430 x 3/8"
PLATINA DE CONEXIÓN
CANT.=2
Escala 1:10

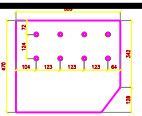

PL9 - 535x 470 x 1/2"
PLATINA DE CONEXIÓN
CANT.=36
Escala 1:10

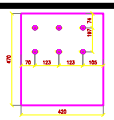

PL10 - 420x 470 x 1/2"
PLATINA DE CONEXIÓN
CANT.=2
Escala 1:10

PL12 - 253 x 200 x 1/2"
PLATINA DE CONEXIÓN ANGULO ESPALDA CON ESPALDA CADA 0.5
CANT.=100
Escala 1:10

PL13 - 127x 150 x 1/2"
PLATINA DE CONEXIÓN ANGULO ESPALDA CON ESPALDA
CANT.=108
Escala 1:10

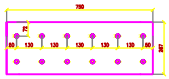

PL15 - 267x 750 x 5/8"
PLATINA DE CONEXIÓN ANGULO ESPALDA CON ESPALDA CORDÓN SUPERIOR E INFERIOR
CANT.=28
Escala 1:10

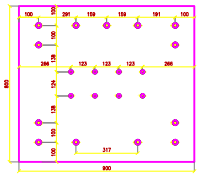

PL16 - 800x 900 x 1"
PLATINA DE CONEXIÓN
CANT.=2
Escala 1:10

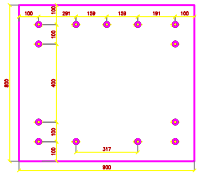

PL17 - 800x 900 x 1"
PLATINA DE PLACA BASE - CIMENTACIÓN
CANT.=2
Escala 1:10

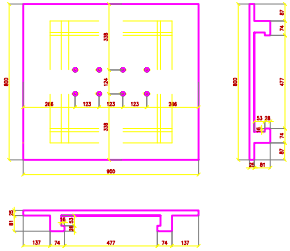

PL18 - 800x 900 x 1"
PLATINA DE PLACA BASE - CIMENTACION
CANT.=2
Escala 1:10

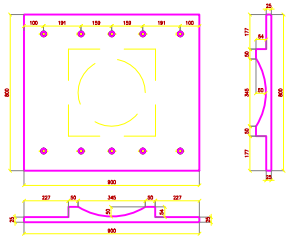

PL19 - 800x 900 x 1"
PLATINA DE PLACA BASE - CIMENTACION
CANT.=2
Escala 1:10

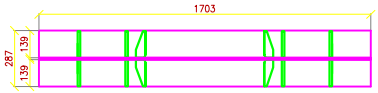

VISTA SUPERIOR

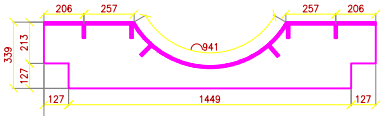

VISTA FRONTAL

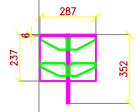

VISTA LATERAL

PL 135x70x8
RIGIDIZADOR AT-01
CANT.=252
Escala 1:10

PL20 1703 x 339 x 3/8"
PLATINA DE PLACA BASE - CIMENTACIÓN
CANT.=21
Escala 1:20

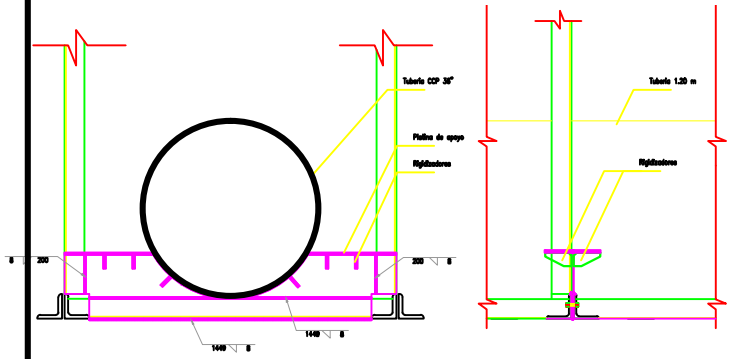

DETALLE CONEXIÓN CON PLATINA PL20
(PLATINA DE APOYO TUBERÍA)
Escala 1:10

CANTIDADES DE OBRA CRUCE 1

REF	DIMENSIONES	TIPO DE ACERO	ELEMENTO	LONGITUD (m)	VOLUMEN (cm3)	CANTIDAD	PESO (kg/m)	PESO TOTAL (kg)
PL1	360 x 510 x 5/16"	A36	-	-	1457.33	32	-	363.75
PL1a	485 x 510 x 5/16"	A36	-	-	1963.34	32	-	490.05
PL2	740 x 365 x 1/2"	A36	-	-	3430.27	4	-	107.02
PL3	295 x 485 x 1/2"	A36	-	-	1817.05	4	-	56.69
PL4	285 x 485 x 1/2"	A36	-	-	1755.46	4	-	54.77
PL5	740 x 545 x 1/2"	A36	-	-	5121.91	2	-	79.90
PL6	300 x 410 x 1/2"	A36	-	-	1562.10	2	-	24.37
PL7	370 x 430 x 3/8"	A36	-	-	1515.43	36	-	425.53
PL8	270 x 430 x 3/8"	A36	-	-	1105.85	2	-	17.25
PL9	535 x 470 x 1/2"	A36	-	-	3193.42	36	-	896.71
PL10	420 x 470 x 1/2"	A36	-	-	2506.98	2	-	39.11
PL12	253 x 200 x 1/2"	A36	-	-	642.62	120	-	601.49
PL13	127 x 150 x 1/2"	A36	-	-	241.94	108	-	203.81
PL15	267 x 820 x 1/2"	A36	-	-	2780.54	28	-	607.27
							Subtotal platinas estructura	3967.73
PL16	800 x 900 x 1"	A36	APOYO FIJO	-	18288	2	-	285.29
PL17	800 x 900 x 1"	A36	APOYO FIJO	-	18288	2	-	285.29
PL18	800 x 900 x 1"	A36	APOYO MÓVIL	-	18288	2	-	285.29
PL19	800 x 900 x 1"	A36	APOYO MÓVIL	-	18288	2	-	285.29
PL20	1703 x 339 x 3/8"	A36	SOPORTE TUBERÍA	-	5498.94	21	-	900.73
AT-01	135 x 70 x 8	A36	SOPORTE TUBERÍA	-	75.6	252	-	148.60
							Subtotal platinas apoyos	2190.50
1	4 L 5" x 3/4"	Gr 50	Cordon inferior	44.96	-	2	35.10	12624.77
2	4 L 5" x 3/4"	Gr 50	Cordon inferior	4.93	-	2	35.10	1384.34
3	2 L 5" x 1/2"	A36	Cordon superior	45.30	-	2	24.10	4366.92
4	2 L 5" x 3/4"	A36	Paral principal	2.25	-	4	35.10	631.80
5	2 L 4" x 1/2"	A36	Paral principal	2.25	-	8	19.00	684.00
6	2 L 4" x 5/16"	A36	Paral principal	2.25	-	8	12.20	439.20
7	1 L 4" x 5/16"	A36	Paral principal	2.25	-	18	12.20	494.10
8 extremos	1 L 4" x 5/16"	A36	Diagonal principal	3.16	-	4	12.20	154.21
8 interiores	1 L 4" x 5/16"	A36	Diagonal principal	3.08	-	20	12.20	751.52
9	2 L 4" x 5/16"	A36	Diagonal principal	3.08	-	16	12.20	1202.43
10	1 L 4" x 3/8"	A36	Montante superior	1.68	-	19	14.60	466.03
11	1 L 4" x 5/16"	A36	Diagonal superior	2.71	-	18	12.20	595.12
12	2 L 4" x 3/8"	A36	Montante inferior	1.68	-	21	14.60	1030.18
13 extremos	2 L 4" x 5/16"	A36	Diagonal inferior	2.46	-	2	12.20	120.05
13 interiores	2 L 4" x 5/16"	A36	Diagonal inferior	2.61	-	17	12.20	1082.63
14	2 L 4" x 3/8"	A36	Diagonal inferior	2.61	-	1	14.60	76.21
							Subtotal ángulos estructura	26103.50
Pernos 6/8"	-	A325	-	-	-	756	-	126.42
Pernos 5/8"	-	A325	-	-	-	682	-	56.66
							Subtotal pernos de conexiones	183.08
Pernos 1"	-	A325	-	-	-	23	-	98.68
							Subtotal pernos de anclaje	98.68
Soldadura	-	E70xx	-	-	-	-	-	806.54
							Subtotal de soldadura	806.54
							PESO TOTAL (kg)	33350.03

Alcaldía Municipal
Ibagué
Camino a la seguridad humana

IBAL

EMPRESA
DE ACUEDUCTO Y ALCANTARILLADO
IBAL S.A E.S.P OFICIAL

PROYECTO : DISEÑO
LÍNEA DE CONDUCCIÓN EN TUBERÍA CCP 36" ACUEDUCTO COMPLEMENTARIO DE IBAGUÉ
DESDE BOCATOMA RÍO COCORA K0+000 HASTA K4+700

CONSORCIO ACUALTERNO Nit: 900.473.287-0
ING. MILLER SUAREZ GUZMÁN — Gerente Proyecto Vial
ING. ORLEY VIDALES USECHE — Director de Obra

CONSTRUCTORA : COSURING S. A.
ING. JUAN CARLOS CORTÉS CORTÉS

DIBUJO: JUAN CARLOS CORTÉS CORTÉS

PLANO No. 5 DE 16

APROBO: ING. LUIS RICARDO SALSEDO GÓNDOLA — Director IBAL S.A. E.S.P.

Vo.Bo: ING. BOSCO HERNANDO CHICAIZA RIVAS — Asesor Subgerencia IBAL S.A. E.S.P.

CONTENIDO : CRUCE ELEVADO No. 1
DETALLE DE PLATINAS
CANTIDADES DE ESTRUCTURA METÁLICA

CONSTRUCCIÓN :
V01 - ENTREGADA MAYO 10 DE 2012
V02 - OCTUBRE 18 DE 2012

UBICACIÓN : K2+300 - K7+000 VÍA COCORA-LAS DANTAS
MUNICIPIO DE IBAGUÉ

FECHA : OCTUBRE DE 2012

ESCALA: INDICADAS