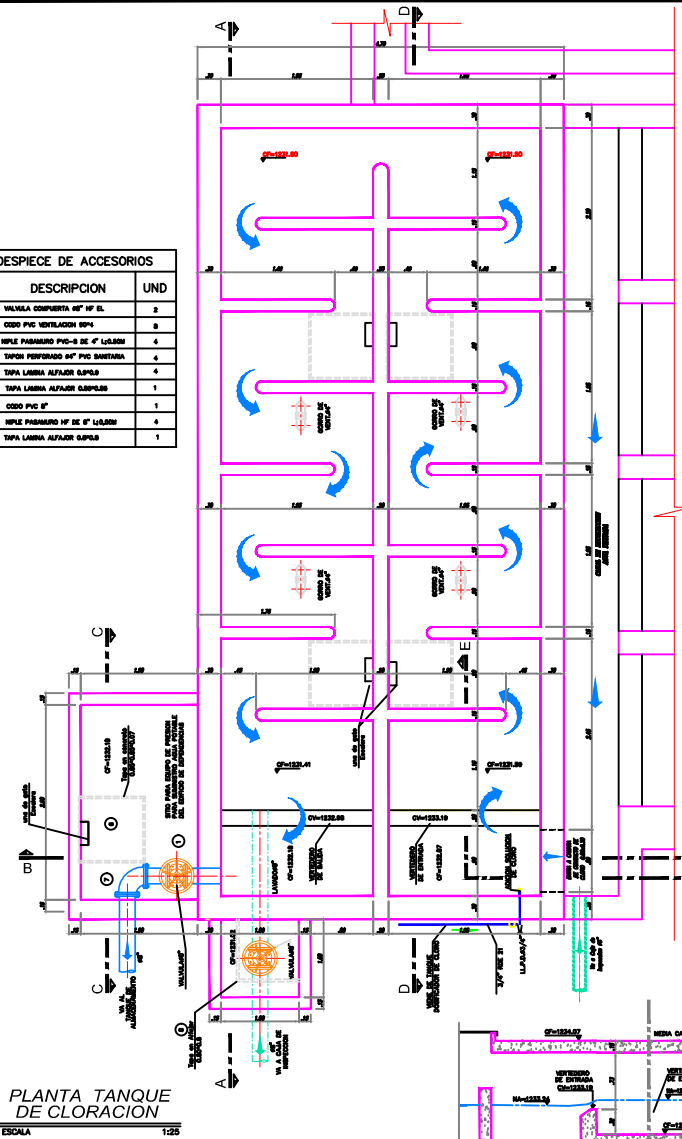
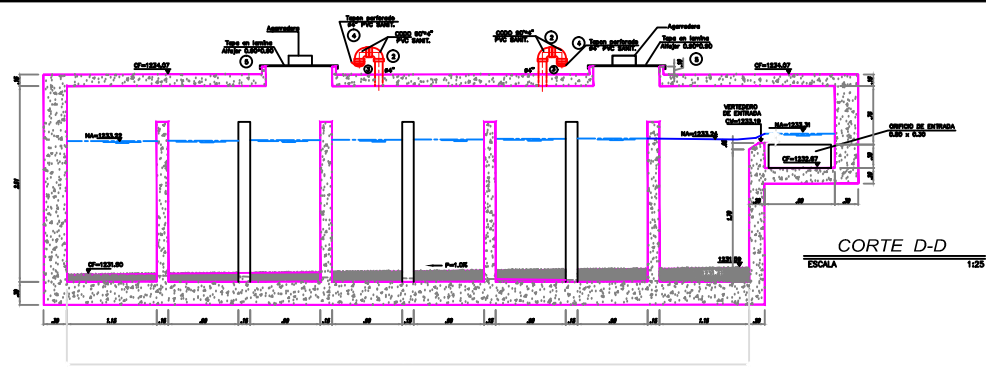


DESPIECE DE ACCESORIOS

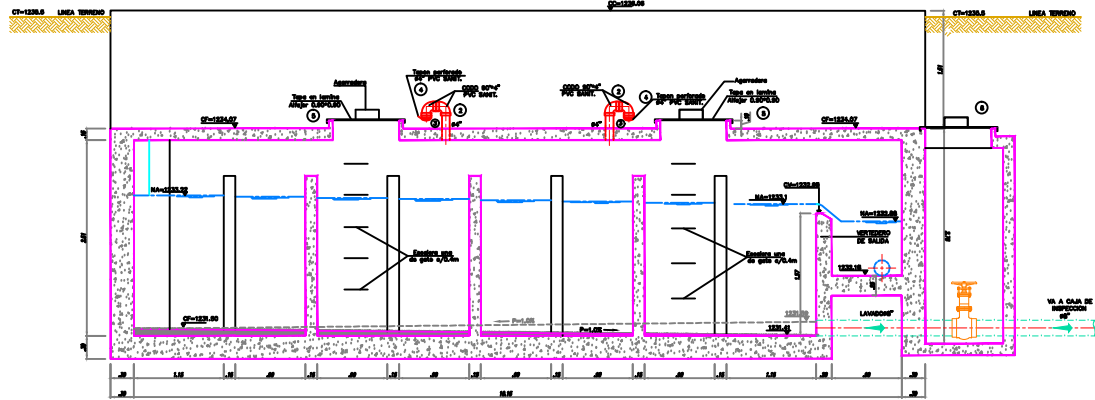
N°	DESCRIPCION	UND
1	VALVULA COMPUERTA 4" 1/2"	2
2	CODO PVC 90° 4" 1/2"	8
3	MPLE PRIMARIO PVC-S DE 4" 1/2"	4
4	TAPON PERFORADO 4" PVC SUELO	4
5	TAPA LAMINA ALFALUX 4" 1/2"	4
6	TAPA LAMINA ALFALUX 4" 1/2"	1
7	CODO PVC 4"	1
8	MPLE PRIMARIO 4" DE 4" 1/2"	4
9	TAPA LAMINA ALFALUX 4" 1/2"	1



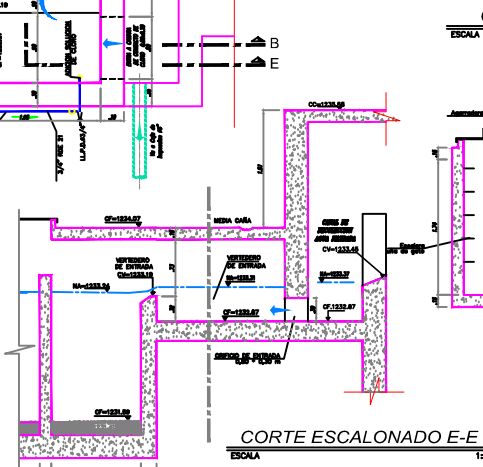
PLANTA TANQUE DE CLORACION  
ESCALA 1:25



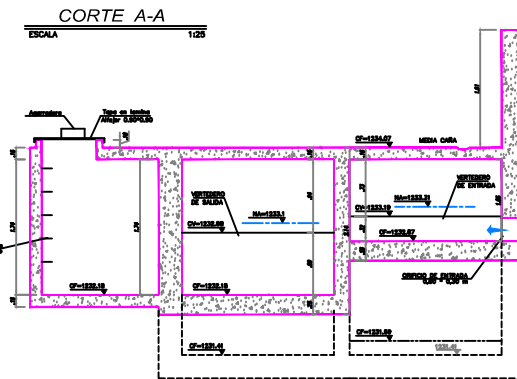
CORTE D-D  
ESCALA 1:25



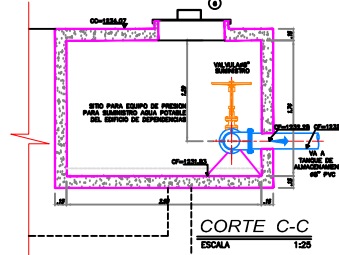
CORTE A-A  
ESCALA 1:25



CORTE ESCALONADO E-E  
ESCALA 1:25



CORTE B-B  
ESCALA 1:25



CORTE C-C  
ESCALA 1:25

PLANTA TRATAMIENTO AGUA POTABLE  
PROYECTO QUITAPEREZA

TANQUE DE CLORACION  
PLANTA GENERAL MURDO Y PASARELA